

Rec'd 11/18/00

NOV 18 2000

General Motors Corporation

OFFICE COPY

**Final Closure Certification
Documentation Package**

**Drum Storage Area
Waste Pile Pad**

**Former GMC Inland Fisher Guide
Caldwell Road Plant
Flint, Michigan
(Former EPA I.D. No. MID 005356860)
(Current EPA I.D. No. MIR 000020743)**

June 1999



General Motors Corporation

**Final Closure Certification
Documentation Package**

**Drum Storage Area
Waste Pile Pad**

**Former GMC Inland Fisher Guide
Coldwater Road Plant
Flint, Michigan
(Former EPA I.D. No. MID 005356860)
(Current EPA I.D. No. MIR 000020743)**

June 1999

TABLE OF CONTENTS

<u>Section</u>	<u>Title</u>	<u>Page</u>
1	INTRODUCTION	1-1
1.1	Introduction	1-1
1.2	Background Information	1-1
1.3	Purpose of Report	1-2
1.4	Reference to Approved Closure Plan	1-3
1.5	Description of RCRA Units and SWMUs	1-3
	1.5.1 Drum Storage Area	1-3
	1.5.2 Waste Pile Pad	1-4
1.6	Closure Project Organization	1-4
2	CLOSURE OF RCRA UNITS AND SWMUs	2-1
2.1	Drum Storage Area	2-1
2.2	Waste Pile Pad	2-2
3	VERIFICATION SAMPLING AND ANALYSIS	3-1
3.1	Drum Storage Area	3-1
3.2	Waste Pile Pad	3-3
4	CLOSURE CERTIFICATION	4-1
4.1	Professional Engineer's Certification	4-1
4.2	Owner's Certification	4-1

LIST OF FIGURES

<u>Figure</u>	<u>Title</u>
1-1	Site Location Map
1-2	Location of Drum Storage Area and Waste Pile Pad

LIST OF TABLES

<u>Table</u>	<u>Title</u>
3-1	Drum Storage Area-Rinsate Sampling Program
3-2	Waste Pile Pad-Rinsate Sampling Program

LIST OF APPENDICES

Appendix

- A Documentation of Off-Site Disposal
- B Cleanup Verification Sampling Data for Rinsates

SECTION 1 INTRODUCTION

1.1 INTRODUCTION

This report has been prepared for final closure certification for a Resource Conservation and Recovery Act (RCRA) Drum Storage Area and a solid waste management unit (SWMU) Waste Pile Pad located at the former Inland Fisher Guide Division of the General Motors Corporation (GM) Coldwater Road Plant (former EPA I.D. No. MID 005356860; Current EPA I.D. No. MIR 000020743) at 1245 Coldwater Road in Flint, Michigan. Peregrine, U.S., Inc. purchased the manufacturing facility on December 31, 1997. The Drum Storage Area and Waste Pile Pad are addressed in this report separately from other units at the site.

1.2 BACKGROUND INFORMATION

The former Inland Fisher Guide Division of GM operated an automotive body parts hardware manufacturing, assembly and a former electroplating facility located at 1245 East Coldwater Road (Coldwater Road Plant). Figure 1-1 is a general site location map for the site. The manufacturing facility and appurtenant property was sold to Peregrine, U.S., Inc. in 1997 and the remainder of the site was retained by GM.

In August 1980, GM filed a Notification of Hazardous Waste Activity Form with the United States Environmental Protection Agency (U.S. EPA) thereby identifying itself as a generator of hazardous waste and an owner/operator of a hazardous waste treatment, storage and disposal facility. In accordance with 40 CFR 270.13, GM filed a Part A hazardous waste permit application in November 1980 and amended the application in August 1984.

In April 1987, U.S. EPA-Region V and the Michigan Department of Environmental Quality (MDEQ) conducted a visual site inspection as part of a RCRA Facility Assessment and confirmed the RCRA units and identified SWMUs at the Coldwater Road Plant. Based on the site visit and subsequent discussions, the following units were identified:

<u>RCRA Units</u>	<u>SWMUs</u>	<u>Other Corrective Action Areas</u>
Settling Lagoons Sludge Drying Beds Drum Storage Area	Landfarm Sludge Retention Basin Sludge Lakes Area North of Sludge Lakes Decontamination Pits/Sump Waste Pile Pad	Chrome Reduction Basins at WWTP Klein Street Right-of-Way Daniel's Property Wetlands Area

GM elected to close the RCRA units and SWMUs in accordance with U.S. EPA (40 CFR Part 265) and MDEQ (Act 64) requirements for closure of hazardous waste management units.

GM submitted a Closure Plan to MDEQ detailing the activities required to achieve closure of the RCRA units and SWMUs. This Closure Plan was subsequently approved by MDEQ on September 7, 1989. Closure construction activities began in February 1990 and were substantially completed by September 1994. In October 1992, General Motors Corporation voluntarily entered into a corrective action consent order (the Order) with MDEQ. This consent order further defined the requirements and schedule for GM to conduct corrective action and closure work at the site.

On November 7, 1994, GM submitted a Draft Closure Certification/Documentation Report to MDEQ to provide documentation of closure and corrective action work for all the RCRA units and SWMUs and the other corrective action areas listed above.

1.3 PURPOSE OF REPORT

This report has been prepared to submit the final closure certification/documentation for the "Drum Storage Area" and "Waste Pile Pad". Section 1 introduces background information about the facility and the closure project. An overview description of the waste units closed is followed by a reference to the MDEQ-approved Closure Plan and subsequent amendments to the Closure Plan. Section 2 outlines the site activities and methodologies associated with the closure of the Drum Storage Area and Waste Pile Pad. Section 3 summarizes the verification sampling and analysis program implemented during the closure of the units. Section 4 contains the closure certification statements by the owner, GM, and the independent professional engineer, Roy F. Weston, Inc. (WESTON®).

1.4 REFERENCE TO APPROVED CLOSURE PLAN

GM submitted a Closure Plan detailing the activities to be undertaken in conducting closure of the RCRA units and SWMUs at the Coldwater Road site. MDEQ granted approval of this Closure Plan on September 7, 1989, conditioned upon stipulations listed in MDEQ's letter of this date. GM then contracted with various parties (Subsection 1.6) to implement the work elements of the approved Closure Plan.

1.5 DESCRIPTION OF RCRA UNITS AND SWMUs

Figure 1-2 shows the location of the Drum Storage Area and Waste Pile Pad. A brief description of the physical setting and historical operation are provided below as well as the types of waste formerly managed at each unit.

1.5.1 Drum Storage Area

This concrete pad was located immediately adjacent to the manufacturing facility. An 8-foot-high fenced area on the pad with dimensions of 42 by 72 feet (3,024 square feet) was capable of storing 648 standard 55-gallon drums. Secondary containment was provided by a four-inch-high concrete curb around the perimeter of the pad. A sump in the southwest corner of the pad collected rainwater from the pad. The sump consisted of two 6-foot by 6-foot by 8-foot deep concrete vaults (east and west sumps). The east sump collected any sediment, while liquids flowed over a separating wall to the west sump. A pump then served to discharge accumulated liquid directly to the WWTP.

Wastes stored at the drum storage area were generated by parts finishing and washing, maintenance cleaning, and paint dip operations at the facility. Hazardous wastes stored at this area included spent 1,1,1-trichloroethane (F001), spent xylene (F003), and spent paint thinner sludge (D001). Other hazardous wastes stored on a one time basis included corrosive materials (D002), reactive materials (D003) and chromium wastes (D007).

1.5.2 Waste Pile Pad

This concrete pad was used as a temporary storage area for nonhazardous wastes prior to off site disposal. Drainage on the pad flowed to a concrete trench which acted as a sump. The concrete trench was approximately 1 foot wide, 1.5 feet deep and 20 feet long.

1.6 CLOSURE PROJECT ORGANIZATION

GM administered several contracts for development and implementation of the Closure Plan. This section identifies the contractors participating under GM in conducting the closure work.

The GM (owner) contact for the closure project is currently:

General Motors Corporation
NAO Flint Operations
902 E. Hamilton Ave.
Flint, Michigan 48550
Contact: Robert S. Metcalf

GM contracted with the following organizations for development and implementation of the Closure Plan.

The engineering firm responsible for Closure Plan development, design, and owner's representation during closure construction:

O'Brien and Gere Engineers, Inc.
39830 Grand River Avenue, Suite B-2
Novi, Michigan 48375
Contact: Scott L. Cormier, P.E.

The prime construction contractor for the closure project was.

Chemical Waste Management, Inc
ENRAC Division-Midwest
7250 W. College Drive
Palos Heights, Illinois 60463

The contractor responsible for implementing the construction quality assurance program and for providing independent professional engineer's certification of closure was

Roy F. Weston, Inc.
Three Hawthorn Parkway
Suite 400
Vernon Hills, Illinois 60061
Contact: John W. Thorsen, P.E.

SECTION 2

CLOSURE OF RCRA UNITS AND SOLID WASTE MANAGEMENT UNITS

Closure of the Drum Storage Area and the Waste Pile Pad was performed in accordance with the approved Closure Plan and the Corrective Action Consent Order. The Drum Storage Area was cleaned in May and August 1991, and July and August 1992, while the Waste Pile Pad was cleaned in May 1991. Closure and corrective action activities involved the following tasks:

- Removal, decontamination, and disposal of sludges and miscellaneous materials from the Drum Storage Area.
- Removal of a small amount of debris and decontamination of the Waste Pile Pad.
- Management and transfer of all contaminated rinse waters for treatment at the on-site WWTP.
- Implementation of the approved Closure Plan for verification sampling and analysis (Section 3 of the report) of the final rinse water.

Wastewaters required management throughout the closure activities. The wastewater was generated from equipment decontamination and decontamination of the pads and was treated at the on-site WWTP in accordance with the Closure Plan. The wastewater was transferred directly to the WWTP by portable pumps and hoses. GM's on-site WWTP consisted of physical/chemical treatment. The discharge from the WWTP to the POTW was permitted under the Beecher Metropolitan District Interim Industrial Sewer User Permit No. 5-08-04-04-B002.

2.1 DRUM STORAGE AREA

The drum storage area concrete pad was triple-rinsed with high pressure water and scrubbed with detergent after initial housekeeping to prepare for the washing. All wash and rinsate waters were contained within the boundaries of the concrete pad and drained to the sump located in the southwest corner. An existing pump transferred wash waters and rinsate directly from the sump to the WWTP via an existing pipeline. Verification sampling and analysis results of the final rinse of the concrete pad are discussed in Subsection 3.1.

The Drum Storage Area sump consisted of two chambers, each with dimensions of 6 feet by 6 feet by 8 feet deep. The chamber to the east contained approximately 10 cubic yards of gritty, oily sludge. The chamber to the west contained 2 feet of standing water with a trace of sludge present. The water was pumped directly to the WWTP by the existing pump.

The remaining sludge was sampled and analyzed. Analytical results indicated that the sludge was classified as D005, D007, D008, and D009 wastes. This sludge was then solidified, drummed and transported to the licensed Chemical Waste Management, Inc. hazardous waste disposal facility in Emelle, Alabama. The sumps were also triple-washed and scrubbed with detergent. Documentation of this off-site hazardous waste disposal at a licensed disposal facility is presented in Appendix A.

The existing pump and associated piping were also decontaminated and flushed with tap water. Samples of the final rinse water were obtained from the sumps (east and west sumps) of the Drum Storage Area, and from the rinsewater of the existing pump and associated piping (8-inch pipe, 4-inch pipe, and 3-inch pipe discharge) in accordance with the approved closure plan. Subsection 3.1 presents a summary of the verification sampling and analysis.

2.2 WASTE PILE PAD

A small amount of miscellaneous nonhazardous debris was removed from the pad prior to the pad cleaning. This debris was transported for disposal at the Richfield landfill in Genessee County, Michigan. The surface of the Waste Pile Pad was decontaminated by triple rinsing with high pressure water, and scrubbing with detergent, and a final rinse. Wastewater was collected within the concrete trench (sump), transferred to drums, and transported to and treated at the on-site WWTP. The water from the final rinse was sampled and analyzed in accordance with the approved Closure Plan. Subsection 3.2 presents a summary of the verification sampling and analysis.

SECTION 3 VERIFICATION SAMPLING AND ANALYSIS

A verification sampling and analysis program was conducted per the approved Closure Plan following decontamination of the Drum Storage Area and the Waste Pile Pad. Verification sampling and analysis was conducted for the rinse water from the final rinse during the decontamination procedures at the Drum Storage Area and the Waste Pile Pad to confirm the clean closure of these units in accordance with the approved Closure Plan. A sample of the virgin tap water used to rinse these structures was also analyzed to establish background concentrations for the constituents to compare to levels found in the subsequent verification rinse water samples from the units. The greater of either the laboratory method detection limits listed in the approved Closure Plan or the background concentrations from the virgin tap water samples were used as the standard for determining whether the pad or equipment was adequately decontaminated. The rinse water samples were collected directly from the concrete surfaces. All samples were collected, preserved, and analyzed in accordance with the approved Closure Plan. Laboratory analysis was conducted by WESTON-Gulf Coast Laboratories, Inc. (GCL). The analytical results for sampling in the Drum Storage Area and Waste Pile Pad are presented in Tables 3-1 and 3-2, respectively. Appendix B provides copies of laboratory data reports.

3.1 DRUM STORAGE AREA

Verification sampling of the Drum Storage Area was conducted to confirm clean closure of the concrete pad, east and west sumps, sump pump, and associated piping. A rinse water sample was collected from the surface of the concrete pad during the third rinse of the decontamination procedures on May 6, 1991. This sample was analyzed for lead, chromium, cyanide, mercury, purgeable halocarbons (Method 601), and purgeable aromatics (Method 8020). As shown in Table 3-1, the concentrations of lead (33 ppb) and chromium (65 ppb) were higher than that detected in the tap water sample collected on May 6, 1991. However, the laboratory detection limits were significantly lower than the detection limits presented in the approved Closure Plan. Based on a verbal agreement between GM and the MDEQ as documented in the June 20, 1991 Daily QC Report, it was agreed that rinsate samples with constituent concentrations above the tap water concentration but below the detection limits presented in the approved Closure Plan would

be considered clean. The detection limits presented in the approved Closure Plan for both lead and chromium were both 50 ppb. Therefore, the lead concentration was considered acceptable, however, based on the chromium concentration, the concrete pad was cleaned again. On August 20, 1991, the concrete pad was cleaned again in the identical manner as in May 1991. The August 20, 1991 rinse water was only sampled for chromium. The chromium concentration from the August 20, 1991 rinsate sample was 51 ppb, which was only 1 ppb above the approved Closure Plan detection limit of 50 ppb. Because this exceedance was insignificant and the concrete pad was already decontaminated twice, GM and WESTON representatives concluded that the concrete pad was adequately decontaminated.

In July 1992, the east and west sumps, the sump pump, the concrete pad at the shed (adjacent to the sumps and shed), and associated piping (8-inch pipe, 4-inch pipe, and 3-inch sump discharge pipe) was cleaned in the same manner as the concrete pad. Rinsate samples were collected from these structures on July 15, 1992. The July 15, 1992 samples were analyzed for the same parameters as the samples collected from the Drum Storage Area concrete pad in May 1991. As shown in Table 3-1, the concentration of chromium, lead, 1,1,1-trichloroethane, chlorodibromomethane, toluene, ethylbenzene, and xylene within the July 15, 1992 rinsate samples from the above referenced structures were above their respective concentrations in the July 15, 1992 tap water sample. However, as indicated previously, the approved Closure Plan detection limits were used to determine whether structures had been adequately decontaminated. Chromium was present at 220 ppb within the rinsate sample from the east sump, which was above the approved Closure Plan detection limit of 50 ppb. All the lead detections within the various rinsate samples were below the approved Closure Plan detection limit of 50 ppb. In addition, the 1,1,1-trichloroethane, chlorodibromomethane, toluene, ethylbenzene, and xylene detections were all below the Closure Plan detection limit of 10 ppb. Therefore, with the exception of the east sump for chromium, all the remaining structures (west sump, sump pump, pad at shed, 8-inch pipe, 4-inch pipe, and 3-inch sump discharge pipe) were adequately decontaminated.

The east sump was cleaned again in August 1992. The west sump, the 4-inch pipe and the 3-inch sump discharge pipe were used during the cleaning of the east sump, and thus were decontaminated a second time. The August 27, 1992 rinse water samples were only analyzed for

chromium All the chromium concentrations from the August 27, 1992 rinsate samples were below the approved Closure Plan detection limit of 50 ppb. Therefore, it was concluded that the east sump as well as the west sump, the 4-inch pipe and the 3-inch sump discharge pipe were adequately decontaminated.

3.2 WASTE PILE PAD


Verification sampling at the Waste Pile Pad was conducted during the third rinse of the concrete pad on May 9, 1991. The rinsate sample was taken directly from the concrete surface. The rinsate sample was analyzed for lead, chromium, cyanide, mercury, and volatile organics. As shown in Table 3-2, lead (8.7 ppb), methylene chloride (27 ppb), and trichlorofluoromethane (3.8 ppb) were detected in the May 9, 1991 rinsate sample. Both lead and trichlorofluoromethane were detected below the approved Closure Plan detection limits of 50 ppb, and 10 ppb, respectively. Although methylene chloride was detected above the approved Closure Plan detection limit of 10 ppb, methylene chloride was also detected in the May 9, 1991 tap water sample at a concentration of 26 ppb. Methylene chloride was only 1 ppb above the May 9, 1991 tap water sample concentration of 26 ppb. Because the methylene chloride concentration exceedance in the rinsate was insignificant, GM and WESTON representatives concluded that the Waste Pile Pad was adequately decontaminated.

SECTION 4 CLOSURE CERTIFICATION


This section presents the certification statements as required by 40 CFR 264.115 and R299.9613(2).

4.1 PROFESSIONAL ENGINEER'S CERTIFICATION

I, John W. Thorsen, an independent registered Professional Engineer in the State of Michigan, certify under penalty of law that this document and all attachments were prepared under my direction or supervision in accordance with a system designed to assure that qualified personnel properly gather and evaluate the information submitted. Based on my inquiry of the person or persons who manage the system, or those persons directly responsible for gathering the information, the information submitted is, to the best of my knowledge and belief, true, accurate, and complete. I am aware that there are significant penalties for submitting false information, including the possibility of fine and imprisonment for knowing violations.




John W. Thorsen, P.E.
Roy F. Weston, Inc.



Seal

4.2 OWNER'S CERTIFICATION

I, William J. McFarland, representing General Motors Corporation, certify under penalty of law that this document and all attachments were prepared under my direction or supervision in accordance with a system designed to assure that qualified personnel properly gather and evaluate the information submitted. Based on my inquiry of the person or persons who manage the system, or those persons directly responsible for gathering the information, the information submitted is, to the best of my knowledge and belief, true, accurate and complete. I am aware that there are significant penalties for submitting false information, including the possibility of fine and imprisonment for knowing violations.



William J. McFarland
Manager - GM - WFG Remediation Team

TABLES

Table 3-1

**Drum Storage Area
Rinsate Sampling Program
General Motors Corporation
Flint, Michigan**

Sample I.D.	Drum Storage Pad Tap	Drum Storage Pad	Drum Storage Pad Tap	Drum Storage Pad
	Water	Rinsate	Water	Rinsate
Sample Date	5/6/91		8/20/91	
Inorganics (mg/L)				
Cyanide, Total	0.020 u	0.020 u	NA	NA
Chromium, Total	0.020 u	0.065	0.02 u	0.051
Mercury, Total	0.00020 u	0.00020 u	NA	NA
Lead, Total	0.013	0.033	NA	NA
Purgeable Halocarbons - Method 601 (ug/L)				
Chloromethane	20 u	20 u	NA	NA
Bromomethane	20 u	20 u	NA	NA
Vinyl Chloride	20 u	20 u	NA	NA
Chloroethane	20 u	20 u	NA	NA
Methylene Chloride	40 u	40 u	NA	NA
1,1-Dichloroethene	10 u	10 u	NA	NA
1,1-Dichloroethane	10 u	10 u	NA	NA
Trans-1,2-Dichloroethene	10 u	10 u	NA	NA
Chloroform	12	28	NA	NA
1,2-Dichloroethane	10 u	10 u	NA	NA
1,1,1-Trichloroethane	10 u	10 u	NA	NA
Carbon Tetrachloride	10 u	10 u	NA	NA
Bromodichloromethane	62	21	NA	NA
1,2-Dichloropropane	10 u	10 u	NA	NA
cis-1,3-Dichloropropylene	10 u	10 u	NA	NA
Trichloroethylene	10 u	10 u	NA	NA
Chlorodibromomethane	10 u	10 u	NA	NA
1,1,2-Trichloroethane	40	10 u	NA	NA
Trans-1,3-Dichloropropylene	10 u	10 u	NA	NA
Bromoform	10 u	10 u	NA	NA
Tetrachloroethylene	10 u	10 u	NA	NA
1,1,2,2-Tetrachloroethane	10 u	10 u	NA	NA
Chlorobenzene	10 u	10 u	NA	NA
1,3-Dichlorobenzene	10 u	10 u	NA	NA
1,2-Dichlorobenzene	10 u	10 u	NA	NA
1,4-Dichlorobenzene	10 u	10 u	NA	NA
2-Chloroethylvinylether	10 u	10 u	NA	NA
Dichlorodifluoromethane	10 u	10 u	NA	NA
Trichlorofluoromethane	20 u	20 u	NA	NA
Purgeable Aromatics - Method 8020 (ug/L)				
Benzene	10 u	10 u	NA	NA
Toluene	10 u	10 u	NA	NA
Chlorobenzene	10 u	10 u	NA	NA
Ethylbenzene	10 u	10 u	NA	NA
Xylene (total)	10 u	10 u	NA	NA
1,2-Dichlorobenzene	10 u	10 u	NA	NA
1,3-Dichlorobenzene	10 u	10 u	NA	NA
1,4-Dichlorobenzene	10 u	10 u	NA	NA

Table 3-1

**Drum Storage Area
Rinsate Sampling Program
General Motors Corporation
Flint, Michigan
(Continued)**

Sample I.D.	East Sump Rinsate	West Sump Rinsate	8" Pipe Rinsate	4" Pipe Rinsate	3" Sump Discharge Rinsate	Sump Pump Rinsate	Pad at Shed Rinsate	Tap Water
Sample Date	7/15/92							
Inorganics (mg/L)								
Cyanide, Total	0.020 u	0.020 u	0.010 u	0.010 u	0.010 u	0.010 u	0.010 u	0.010 u
Chromium, Total	0.22	0.020	0.020 u	0.020 u	0.020 u	0.020 u	0.020 u	0.020 u
Mercury, Total	0.00020 u	0.00021	0.00020 u	0.00020 u	0.00020 u	0.00020 u	0.00020 u	0.00020 u
Lead, Total	0.0088	0.019	0.014	0.0025	0.0061	0.0087	0.0040	0.0034
Purgeable Halocarbons - Method 601 (ug/L)								
Chloromethane	0.18 u	0.18 u	0.18 u	0.18 u	0.18 u	0.18 u	0.18 u	0.18 u
Bromomethane	0.36 u	0.36 u	0.36 u	0.36 u	0.36 u	0.36 u	0.36 u	0.36 u
Vinyl Chloride	0.14 u	0.14 u	0.14 u	0.14 u	0.14 u	0.14 u	0.14 u	0.14 u
Chloroethane	0.12 u	0.12 u	0.12 u	0.12 u	0.12 u	0.12 u	0.12 u	0.12 u
Methylene Chloride	0.92 B	0.21 JB	0.17 JB	0.22 JB	0.22 JB	0.30 JB	1.2 B	1.2 B
1,1-Dichloroethene	0.080 u	0.080 u	0.080 u	0.080 u	0.080 u	0.080 u	0.080 u	0.080 u
1,1-Dichloroethane	0.080 u	0.080 u	0.080 u	0.080 u	0.080 u	0.080 u	0.080 u	0.080 u
Trans-1,2-Dichloroethene	0.060 u	0.060 u	0.060 u	0.060 u	0.060 u	0.060 u	0.060 u	0.060 u
Chloroform	3.0	1.4	1.7	5.7	3.8	2.7	1.2	6.4
1,2-Dichloroethane	0.20 u	0.20 u	0.20 u	0.20 u	0.20 u	0.20 u	0.20 u	0.20 u
1,1,1-Trichloroethane	0.080 u	0.080 u	0.080 u	0.080 u	0.080 u	0.080 u	0.28	0.080 u
Carbon Tetrachloride	0.060 u	0.060 u	0.060 u	0.060 u	0.060 u	0.060 u	0.060 u	0.060 u
Bromodichloromethane	3.6	1.5	1.9	4.9	4.3	2.9	1.4	5.7
1,2-Dichloropropane	0.080 u	0.080 u	0.080 u	0.080 u	0.080 u	0.080 u	0.080 u	0.080 u
cis-1,3-Dichloropropylene	0.060 u	0.060 u	0.060 u	0.060 u	0.060 u	0.060 u	0.060 u	0.060 u
Trichloroethylene	0.060 u	0.060 u	0.060 u	0.060 u	0.060 u	0.060 u	0.060 u	0.060 u
Chlorodibromomethane	1.0	0.090 u	0.61	2.1	1.9	0.94	0.090 u	1.7
1,1,2-Trichloroethane	0.050 u	0.050 u	0.050 u	0.050 u	0.050 u	0.050 u	0.050 u	0.050 u
Trans-1,3-Dichloropropylene	0.080 u	0.080 u	0.080 u	0.080 u	0.080 u	0.080 u	0.080 u	0.080 u
Bromoform	0.17 u	0.17 u	0.17 u	0.17 u	0.17 u	0.17 u	0.17 u	0.17 u
Tetrachloroethylene	0.050 u	0.050 u	0.050 u	0.050 u	0.050 u	0.050 u	0.050 u	0.050 u
1,1,2,2-Tetrachloroethane	0.080 u	0.080 u	0.080 u	0.080 u	0.080 u	0.080 u	0.080 u	0.080 u
Chlorobenzene	0.11 u	0.11 u	0.11 u	0.11 u	0.11 u	0.11 u	0.11 u	0.11 u
1,3-Dichlorobenzene	0.10 u	0.10 u	0.10 u	0.10 u	0.10 u	0.10 u	0.10 u	0.10 u
1,2-Dichlorobenzene	0.090 u	0.090 u	0.090 u	0.090 u	0.090 u	0.090 u	0.090 u	0.090 u
1,4-Dichlorobenzene	2.0 u	2.0 u	2.0 u	2.0 u	2.0 u	2.0 u	2.0 u	2.0 u
2-Chloroethylvinylether	0.14 u	0.14 u	0.14 u	0.14 u	0.14 u	0.14 u	0.14 u	0.14 u
Dichlorodifluoromethane	0.52 u	0.52 u	0.52 u	0.52 u	0.52 u	0.52 u	0.52 u	0.52 u
Trichlorofluoromethane	0.50 u	0.50 u	0.50 u	0.50 u	0.50 u	0.50 u	0.50 u	0.50 u
Purgeable Aromatics - Method 8020 (ug/L)								
Benzene	0.30 u	0.30 u	0.30 u	0.30 u	0.30 u	0.30 u	0.30 u	0.30 u
Toluene	0.44	2.5	2.7	0.30 u	0.30 u	0.30 u	0.30 u	0.30 u
Chlorobenzene	0.30 u	0.30 u	0.30 u	0.30 u	0.30 u	0.30 u	0.30 u	0.30 u
Ethylbenzene	0.30 u	0.30 u	0.84	0.30 u	0.30 u	0.30 u	0.30 u	0.30 u
Xylene (total)	0.30 u	0.30 u	0.91	0.30 u	0.24 J	0.30 u	0.30 u	0.30 u
1,2-Dichlorobenzene	0.30 u	0.30 u	0.30 u	0.30 u	0.30 u	0.30 u	0.30 u	0.30 u
1,3-Dichlorobenzene	0.30 u	0.30 u	0.30 u	0.30 u	0.30 u	0.30 u	0.30 u	0.30 u
1,4-Dichlorobenzene	0.30 u	0.30 u	0.30 u	0.30 u	0.30 u	0.30 u	0.30 u	0.30 u

Table 3-1

**Drum Storage Area
Rinsate Sampling Program
General Motors Corporation
Flint, Michigan
(Continued)**

Sample I.D.	East Sump Rinsate	West Sump Rinsate	4" Pipe Rinsate	3" Sump Discharge Rinsate
Sample Date	8/27/92			
Inorganics (mg/L)				
Cyanide, Total	NA	NA	NA	NA
Chromium, Total	0.020 u	0.020 u	0.020 u	0.020 u
Mercury, Total	NA	NA	NA	NA
Lead, Total	NA	NA	NA	NA
Purgeable Halocarbons - Method 601 (ug/L)				
Chloromethane	NA	NA	NA	NA
Bromomethane	NA	NA	NA	NA
Vinyl Chloride	NA	NA	NA	NA
Chloroethane	NA	NA	NA	NA
Methylene Chloride	NA	NA	NA	NA
1,1-Dichloroethene	NA	NA	NA	NA
1,1-Dichloroethane	NA	NA	NA	NA
Trans-1,2-Dichloroethene	NA	NA	NA	NA
Chloroform	NA	NA	NA	NA
1,2-Dichloroethane	NA	NA	NA	NA
1,1,1-Trichloroethane	NA	NA	NA	NA
Carbon Tetrachloride	NA	NA	NA	NA
Bromodichloromethane	NA	NA	NA	NA
1,2-Dichloropropane	NA	NA	NA	NA
cis-1,3-Dichloropropylene	NA	NA	NA	NA
Trichloroethylene	NA	NA	NA	NA
Chlorodibromomethane	NA	NA	NA	NA
1,1,2-Trichloroethane	NA	NA	NA	NA
Trans-1,3-Dichloropropylene	NA	NA	NA	NA
Bromoform	NA	NA	NA	NA
Tetrachloroethylene	NA	NA	NA	NA
1,1,2,2-Tetrachloroethane	NA	NA	NA	NA
Chlorobenzene	NA	NA	NA	NA
1,3-Dichlorobenzene	NA	NA	NA	NA
1,2-Dichlorobenzene	NA	NA	NA	NA
1,4-Dichlorobenzene	NA	NA	NA	NA
2-Chloroethylvinylether	NA	NA	NA	NA
Dichlorodifluoromethane	NA	NA	NA	NA
Trichlorofluoromethane	NA	NA	NA	NA
Purgeable Aromatics - Method 8020 (ug/L)				
Benzene	NA	NA	NA	NA
Toluene	NA	NA	NA	NA
Chlorobenzene	NA	NA	NA	NA
Ethylbenzene	NA	NA	NA	NA
Xylene (total)	NA	NA	NA	NA
1,2-Dichlorobenzene	NA	NA	NA	NA
1,3-Dichlorobenzene	NA	NA	NA	NA
1,4-Dichlorobenzene	NA	NA	NA	NA

NA Not analyzed

B Indicates the compound was found in the blank and the sample

u Analyte was not detected at or above the indicated reporting limit

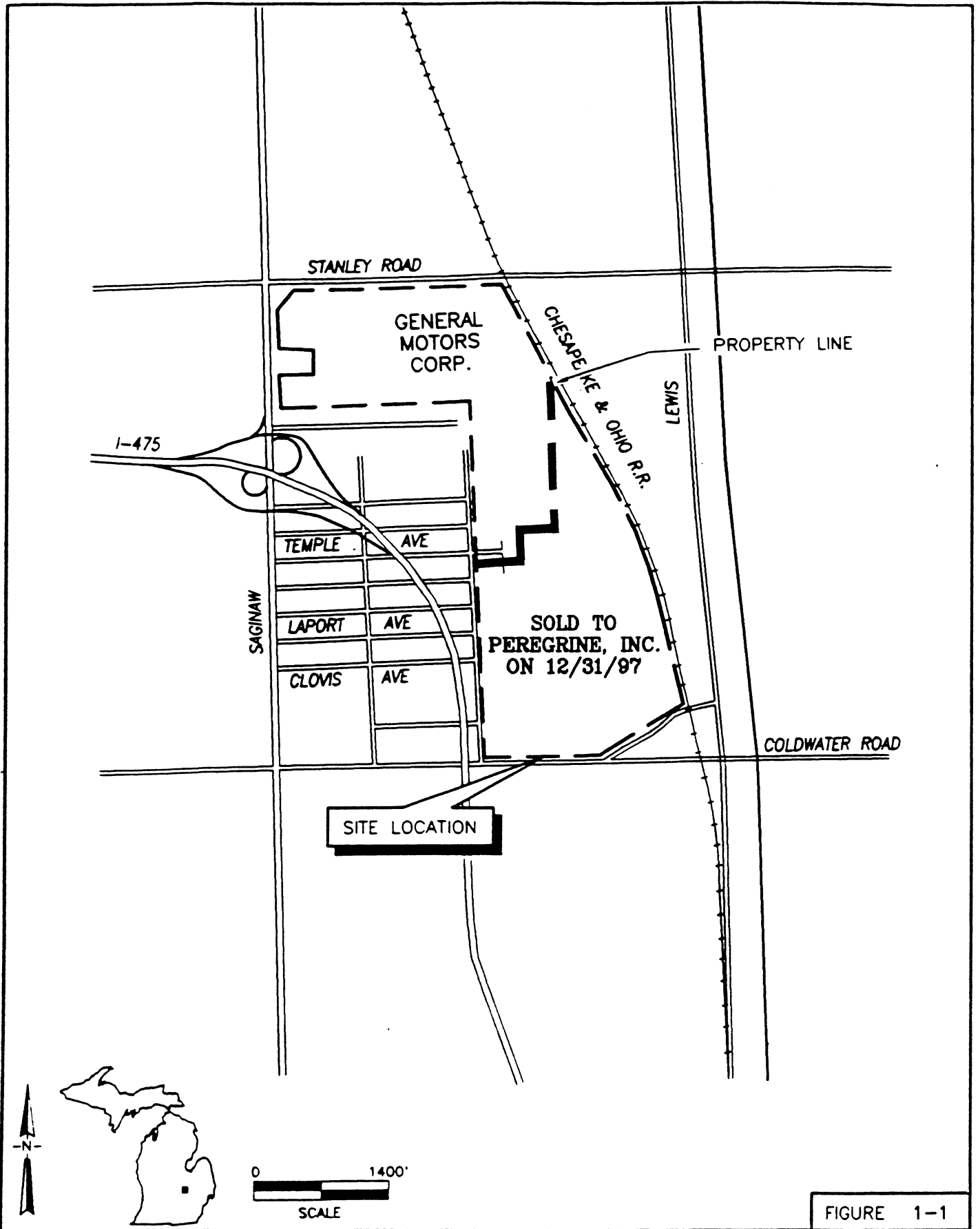
Indicates an estimated value for an analyte that meets the identification criteria but the result is less than the specified detection limit.

Table 3-2
Waste Pile Pad
Rinsate Sampling Program
General Motors Corporation
Flint, Michigan

Sample I.D. Sample Date	Waste Pile Tap Water 05/09/91	Waste Pile Rinsate 05/09/91
Inorganics (mg/L)		
Cyanide, Total	0.010 u	0.010 u
Chromium, Total	0.020 u	0.020 u
Mercury, Total	0.00020 u	0.00020 u
Lead, Total	0.0036	0.0087
Purgeable Halocarbons - Method 601 (ug/L)		
Chloromethane	2.0 u	2.0 u
Bromomethane	2.0 u	2.0 u
Vinyl Chloride	2.0 u	2.0 u
Chloroethane	2.0 u	2.0 u
Methylene Chloride	26	27
Trichlorofluoromethane	3.5	3.8
1,1-Dichloroethene	1.0 u	1.0 u
1,1-Dichloroethane	1.0 u	1.0 u
Chloroform	20	8.7
Trans-1,2-Dichloroethene	1.0 u	1.0 u
1,1,1-Trichloroethane	1.0 u	1.0 u
Carbon Tetrachloride	1.0 u	1.0 u
1,2-Dichloropropane	1.0 u	1.0 u
Trichloroethene	1.0 u	1.0 u
Dibromochloromethane	1.0 u	1.0 u
1,1,2-Trichloroethane	4.4	1.0 u
2-chloroethylvinylether	1.0 u	1.0 u
Tetrachloroethene	1.0 u	1.0 u
Chlorobenzene	1.0 u	1.0 u
1,3-Dichlorobenzene	1.0 u	1.0 u
1,2-Dichlorobenzene	1.0 u	1.0 u
1,4-Dichlorobenzene	1.0 u	1.0 u
Bromoform	1.0 u	1.0 u
1,1,2,2-Tetrachloroethane	1.0 u	1.0 u
1,2-Dichloroethane	1.0 u	1.0 u
Bromodichloromethane	7.8	4.6
Trans-1,3-Dichloropropene	1.0 u	1.0 u
cis-1,3-Dichloropropene	1.0 u	1.0 u
Benzene	1.0 u	1.0 u
Toluene	1.4	1.0
Ethylbenzene	1.0 u	1.0 u
Xylene (total)	1.0 u	1.0 u

u - Analyte was not detected at or above indicated reporting limit.

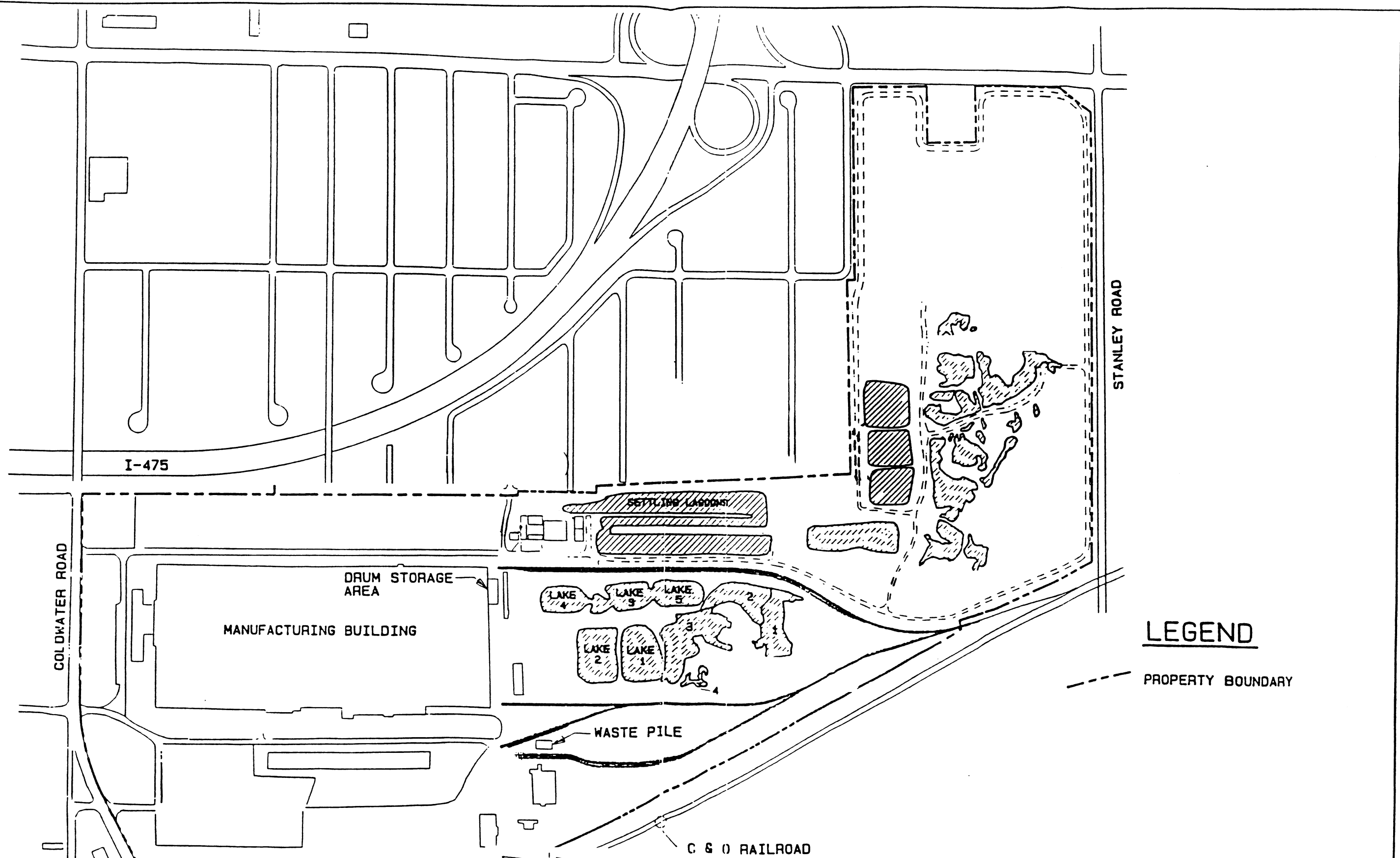
FIGURES



Three Hawthorn Parkway
 Vernon Hills, Illinois
 60061

SITE LOCATION MAP
 GENERAL MOTORS CORPORATION
 Flint, Michigan

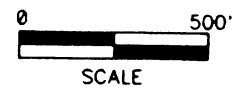
RON-10/12/94-11:24-J:\CAD93\600\65394



LEGEND

--- PROPERTY BOUNDARY

NOTE: Adapted from Closure Plan and Post-Closure Plan, Volume 1, General Motors Corporation, Fisher Guide Division; Flint, MI, (August, 1989)



Three Hawthorn Parkway
Vernon Hills, Illinois
60061

LOCATION OF DRUM STORAGE AREA
AND WASTE PILE PAD
GENERAL MOTORS CORPORATION
Flint, Michigan

FIGURE 1-2

APPENDIX A

DOCUMENTATION OF OFF-SITE DISPOSAL

Date Printed 06/26/92 Chemical Waste Management, Inc. SRL 152692
WASTE PROFILE Profile #

() Check here if this is a Recertification LOCATION OF ORIGINAL QUM SOUTHERN REGION LAB

GENERAL INFORMATION
 1. Generator Name: GENERAL METALS - FISHER BUIDE Generator USEPA ID: MD000756260
 2. Generator Address: 1266 E. COLDMATER RD. Billing Address: CHEMICAL WASTE MANAGEMENT
 () Same 7250 WEST COLLEGE DRIVE
FLJNT NJ 08599
 3. Technical Contact/Phone: S. L. CHAPMAN 313/224-5653 Billing PALOS HEIGHTS IL 60463
 4. Alternate Contact/Phone: STEVE SCHMIDT 708/361-7517

PROPERTIES AND COMPOSITION
 5. Process Generating Waste: PARTS WASHER

6. Waste Name: WASHER SLUDGE
 7A. Is this a USEPA hazardous waste (40 CFR Part 261)? Yes (X) No ()
 B. Identify ALL USEPA listed and characteristic waste code numbers (D,F,K,P,U): D005 D007 D008 D039
 State Waste Codes: _____

8. Physical State @ 70F: A. Solid () Liquid (X) Both () Gas () B. Single Layer (X) Multi-Layer () C. Froz liq. range 10 to 100F

9A. pH: Range 5.0 to 8.0 or Not applicable () B. Strong odor (); describe _____

10. Liquid Flash Point: < 73F () 73-99F () 100-139F () 140-199F () >= 200F (X) N.A. () Closed Cup () Open Cup (X)

11. CHEMICAL COMPOSITION: List ALL constituents (incl. halogenated organics) present in any concentration and forward analytic constituents

Constituents	Range	Unit Description
<u>DIRT/SAND</u>	<u>80 to 100</u>	<u>%</u>
<u>WATER</u>	<u>20 to 80</u>	<u>%</u>
<u>TRACE METALS</u>	<u>to</u>	
<u>OIL</u>	<u>5 to 10</u>	<u>%</u>
	<u>to</u>	
	<u>to</u>	
TOTAL COMPOSITION (MUST EQUAL OR EXCEED 100%):	<u>100.00000</u>	

12. OTHER: PCBs if yes, concentration _____ ppm, PCBs regulated by 40 CFR 761 () Pyrophoric () Explosive ()
 Radioactive () Boremic if yes, concentration _____ ppm Shock Sensitive () Oxidizer ()
 Carcinogen () Infectious () Other _____

13. If waste subject to the land ban & water treatment standards, check here: _____ & supply analytical results where applicable.

SHIPPING INFORMATION
 14. PACKAGING: Bulk Solid () Bulk Liquid (X) Drum (X) Type/Size: 55 GALLON DRUM Other 4.25 TONS

15. ANTICIPATED ANALYL VOLUME: 1000 units: GALLONS Shipping Frequency: ONE TIME

SAMPLING INFORMATION Sample Tracking Number: 0005940

16a. Sample source (drum, lagoon, pond, tank, vent, etc.): SUMP
 Date Sampled: 6/22/92 Sampler's Name/Company: MARC ROBINSON CHEMICAL WASTE MANAGEMENT

16b. Generator's Agent Supervising Sampling: _____ 17. () No sample required (See Instructions.)

GENERATOR'S CERTIFICATION
 I hereby certify that all information submitted in this and all attached documents contains true and accurate descriptions of this waste. Any sample submitted is representative as defined in 40 CFR 261 - Appendix I or by using an equivalent method. All relevant information regarding known or suspected hazards in the possession of the generator has been disclosed. I authorize QUM to obtain a sample from any waste shipment for purposes of recertification.

Steven L. Chapman Signature STEVEN L. CHAPMAN Name and Title ENVIRONMENTAL ENGINEER Date 6/29/92

19. If this waste is subject to any California list restrictions enter the letter from below (either A, B.1 or B.2) next to each restriction that is applicable:
 ___ BCCs. ___ PCBs. ___ Acid. ___ Metals. ___ Cyanides

20. Identify ALL Characteristic and Listed USEPA hazardous waste numbers that apply (as defined by 40 CFR 261). For each waste number, identify the subcategory (as applicable, check none, or write in the description from 40 CFR 268.41, 268.42, and 268.43).

REF #	A. US EPA HAZARDOUS WASTE CODE(S)	B. SUBCATEGORY Enter the subcategory description. If not applicable, simply check none	C. APPLICABLE TREATMENT STANDARDS		D. HOW MUST THE WASTE BE MANAGED? Enter letter from below
			PERFORMANCE-BASED: Check as applicable	SPECIFIED TECHNOLOGY: If applicable enter the 40 CFR 268.42 table 1 treatment code(s)	
		DESCRIPTION	NONE	268.41(a); 268.43(a)	268.42
1	D005		X	X	
2	D007		X	X	A
3	D008		X	X	A
4	D009	LOW MERCURY < 260 PPM		X	A
5					
6					
7					
8					
9					
10					

Management under the land disposal restrictions:

- A. RESTRICTED WASTE REQUIRES TREATMENT
 - B.1 RESTRICTED WASTE TREATED TO PERFORMANCE STANDARDS
 - B.2 RESTRICTED WASTES FOR WHICH THE TREATMENT STANDARD IS EXPRESSED AS A SPECIFIED TECHNOLOGY (AND THE WASTE HAS BEEN TREATED BY THAT TECHNOLOGY)
 - B.3 GOOD FAITH ANALYTICAL CERTIFICATION FOR INCINERATED ORGANICS
- C. RESTRICTED WASTE SUBJECT TO A VARIANCE
- D. RESTRICTED WASTE CAN BE LAND DISPOSED WITHOUT FURTHER TREATMENT
- E. NOT CURRENTLY SUBJECT TO LAND DISPOSAL RESTRICTIONS

21. Is this waste a soil and/or debris? No: ___ Yes, Soil: Yes, Debris: ___ Yes, Both: ___

22. Specific Gravity Range: 1.000 to 1.200

23. Indicate the range of each: _____ Units _____
 Cyanides: None to _____ Type (free, total, anenable, etc.) _____
 Cyanides: None to _____ Type (free, total, anenable, etc.) _____
 Sulfides: None to _____ Type _____
 Optional:
 Phenolics: None to _____

Identify the waste color BLACK, DOT physical state Liquid
 and physical appearance OPAQUE, LOW VISCOSITY W/90% SETTLED SOLIDS

25. COMPLETE ONLY FOR WASTES INTENDED FOR FUELS OR INCINERATION

26. RECLAMATION, FUELS or INCINERATION PARAMETERS (Provide if information is available)

TOTAL	
Beryllium as Be _____	ppm
Potassium as K _____	ppm
Sodium as Na _____	ppm
Bromine as Br _____	%
Chlorine as Cl _____	%
Fluorine as F _____	%
Sulfur as S _____	%

- RANGE
- A. Heat Value (Btu/lb): _____
 - B. Water: _____
 - C. Viscosity (cps): _____ @ _____ F _ 100 F _ 150 F
 - D. Ash: _____ %
 - E. Settleable solids: _____ %
 - F. Vapor Pressure @ STP (mm/Hg): _____
 - G. Is this waste a pumpable liquid? Yes _ No _
 - H. Can this waste be heated to improve flow? Yes _ No _
 - I. Is this waste soluble in water? Yes _ No _
 - J. Particle size: Will the solid portion of this waste pass through a 1/8 inch screen? Yes _ No _

27. TRANSPORTATION INFORMATION

A. Is this a DOT Hazardous Material? Yes No _

B. Proper Shipping Name: RD. HAZARDOUS WASTE LIQUID. N.O.S.
(DO05, DO07, DO08, DO09)

C. DOT Regulations: North America Hazard Class: ORM-E

I.D. NA9189

D. CERCLA Reportable Quantity (RQ) and units (Lb, Kg): 1 Lb

28. SPECIAL HANDLING INFORMATION

WASTE SHIPPED IN TANKERS MUST BE PUMPABLE.

Material Safety Data Sheets Attached

29. OTHER INFORMATION

30. CHEMICAL WASTE MANAGEMENT CERTIFICATION

Chemical Waste Management, Inc. has all the necessary permits and licenses for the waste that has been characterized and identified by this approved profile.

32. OTHER HAZARDOUS CONSTITUENTS Indicate if the waste contains any of the following.

Profile #

ORGANICS	TCLP Information: Check only ONE for each constituent:			TCLP Data TCLP Analytical Test Results Use units: ppm or mg/l	TCA or TOTAL Use units: ppm, mg/l or %
	Less Than	Regulated Level	Equal or More Waste No.		
Benzene	X	0.5 mg/l	D018		<1.0 ppm
Carbon Tetrachloride	X	0.5 mg/l	D019		
Chlordane	X	0.03 mg/l	D020		
Chlorobenzene	X	100.0 mg/l	D021		
Chloroform	X	6.0 mg/l	D022		
m-Cresol	X	200 mg/l	D024		
o-Cresol	X	200.0 mg/l	D023		
p-Cresol	X	200.0 mg/l	D025		
Cresol	X	200.0 mg/l	D026		
2,4-D	X	10.0 mg/l	D016		
1,4 Dichlorobenzene	X	7.5 mg/l	D027		
1,2-Dichloroethane	X	0.5 mg/l	D028		
1,1-Dichloroethylene	X	0.7 mg/l	D029		
2,4-Dinitrotoluene	X	0.13 mg/l	D030		
Endrin	X	.02 mg/l	D012		
Heptachlor. & Hydroxide	X	0.008 mg/l	D031		
Hexachloro-1,3 Butadiene	X	0.5 mg/l	D033		
Hexachlorobenzene	X	0.13 mg/l	D032		
Hexachloroethane	X	3.0 mg/l	D034		
Lindane	X	0.4 mg/l	D013		
Methoxychlor	X	10.0 mg/l	D014		
Methyl Ethyl Ketone	X	200.0 mg/l	D035		
Nitrobenzene	X	2.0 mg/l	D036		
Pentachlorophenol	X	100.0 mg/l	D037		
Pyridine	X	5.0 mg/l	D038		
Tetrachloroethylene	X	0.7 mg/l	D039		
Toxaphene	X	0.5 mg/l	D015		
2,4,5-TP Silvex	X	1.0 mg/l	D017		
Trichloroethylene	X	0.5 mg/l	D040		
2,4,5-Trichlorophenol	X	400.0 mg/l	D041		
2,4,6-Trichlorophenol	X	2.0 mg/l	D042		
Vinyl Chloride	X	0.2 mg/l	D043		

Master Profile No: _____
 Sales Office: EMB
 CWM Location Orig: SRL
 Profile Expires: 6/16/93
 Approved: 6/22/92
 Signed Profile Present: N Change Pending: Waste Status: A
 Site (DCS) Status: 1
 Prof. Tracking No: 0003940

Fuels Approval: _____
 Pumpable Liquid Exact: % OR Range: - %
 Type of Pump: _____
 Additional Anticipated Vol: _____ Per: Unit Code/Des: _____

Handling Codes: C LEVEL C PROTECTION 2 ACID/ORG/DUST PRE FILTER
3 TYVEK 5 CONTAINS LEAD
3 AVOID SKIN CONTACT 4 DRUM OR BULK SLUDGE

EPA Data: Status Code: Q Tax Code:
 Permit No: _____ Expr. Date: _____ Volume: _____
 Certificate of Destruction or Disposal Required? Project #: _____
 DOT Properties: Inhalation: 2 Dermal: 2 Oral: 3 Flammable: 1 Health: 2

Percent Taxable: _____ No. of Labels:
 Franchise Dest: _____ Download Generator: 1058030
 Material Class: Q DCS Generator #: 999999999

Treatment Codes: I21
 Process Codes: 65 66
 Schedule Category: _____
 Schedule Interval: _____

Listed Solvent Waste: _____ Hal. Org. Compounds: RCRA Reactive:
 Biologic: Water Reactive: Pesticide Mfg. Waste:
 Ignition Screen: Self Heating: Gas Evolution:
 Is Gas Ignitable? Corrosive to Steel or Aluminum:
 Chemical Family Name: _____

GENERATOR FROM PAGE 1

Business Name	USEPA ID	Rltn	Contract in Place	at	Expires on	Evergreen Contract
GENERAL MOTORS - FISHER GUIDE	MID005356860	Q	-	-	-	-

ADDITIONAL BUSINESSES

Business Name	USEPA ID	Rltn	Contract in Place	at	Expires on	Evergreen Contract
HAZARDOUS WASTE MANAGEMENT	N/A	I	-	-	-	-

ADDITIONAL PROFILE COMMENTS

Cat	Comment
PSC	TC/LDR/R03
PSC	BULK OR DRUMS FOR STABL. TO TREAT STDS (65.66.H)
PSC	(GEN) APPROVED FOR EMELLE
PSC	STABILIZATION RECIPE: 0.8 PC-1SX

SUPPLEMENTAL FIELDS

Field	Value
ADRM	011393-0013

() Check here if this is a Recertification

LOCATION OF ORIGINAL CHM SOUTHERN REGION LAB

Profile #

GENERAL INFORMATION

1. Generator Name: GENERAL MOTORS - FISHER GUIDE Generator USEPA ID: MI0005356860

2. Generator Address: 1245 E. COLDWATER RD. Billing Address: CHEMICAL WASTE MANAGEMENT
 () Same 7250 WEST COLLEGE DRIVE

3. Technical FLINT MI 48559

4. Alternate Contact/Phone: S. L. CHAPMAN 313/234-5653 Billing PALOS HEIGHTS IL 60463
 Contact/Phone: _____ Contact/Phone: STEVE SCHMIDT 708/361-7517

PROPERTIES AND COMPOSITION

5. Process Generating Waste: PARTS WASHER

6. Waste Name: WASHER SLUDGE

7A. Is this a USEPA hazardous waste (40 CFR Part 261)? Yes (X) No ()
 B. Identify ALL USEPA listed and characteristic waste code numbers (D,F,K,P,U): DO05 DO07 DO08 DO09

8. Physical State @ 70F: A. Solid () Liquid (X) Both () Gas () B. Single Layer (X) Multilayer () C. Free liq. range 10 to 100%

9A. pH: Range 5.0 to 8.0 or Not applicable () B. Strong Odor (); describe _____

10. Liquid Flash Point: < 73F () 73-99F () 100-139F () 140-199F () > 200F (X) N.A. () Closed Cup () Open Cup (X)

1. CHEMICAL COMPOSITION: List ALL constituents (incl. halogenated organics) present in any concentration and forward analysis

Constituents	Range	Unit Description
<u>DIRT/SAND</u>	<u>80 to 100</u>	<u>%</u>
<u>WATER</u>	<u>20 to 80</u>	<u>%</u>
<u>TRACE METALS</u>	<u>to</u>	
<u>OIL</u>	<u>5 to 10</u>	<u>%</u>
	<u>to</u>	
<u>TOTAL COMPOSITION (MUST EQUAL OR EXCEED 100%):</u>	<u>to</u>	<u>100.000000</u>

12. OTHER: PCBs if yes, concentration _____ ppm, PCBs regulated by 40 CFR 761 (). Pyrophoric () Explosive ()
 Radioactive () Benzene if yes, concentration _____ ppm. Shock Sensitive () Oxidizer ()
 Carcinogen () Infectious () Other _____

13. If waste subject to the land ban & meets treatment standards, check here: _____ & supply analytical results where applicable.

PACKAGING INFORMATION

PACKAGING: Bulk Solid () Bulk Liquid (X) Drum (X) Type/Size: 55 GALLON DRUM Other 4.25 TONS

15. ANTICIPATED ANNUAL VOLUME: 1000 Units: GALLONS Shipping Frequency: ONE TIME

SAMPLING INFORMATION

16a. Sample source (drum, lagoon, pond, tank, vat, etc.): SUMP Sample Tracking Number: 0003940

Date Sampled: 6/02/92 Sampler's Name/Company: MARC ROBINSON CHEMICAL WASTE MANAGEMENT

6b. Generator's Agent Supervising Sampling: _____ 17. () No sample required (See instructions.)

GENERATOR'S CERTIFICATION

I hereby certify that all information submitted in this and all attached documents contains true and accurate descriptions of this waste. Any sample submitted is representative as defined in 40 CFR 261 - Appendix I or by using an equivalent method. All relevant information regarding known or suspected hazards in the possession of the generator has been disclosed. I authorize to obtain a sample from any waste shipment for purposes of recertification.

Signature

STEVEN L. CHAPMAN

ENVIRONMENTAL ENGINEER
Name and Title

Date



HAZARDOUS WASTE MANIFEST

(As Required By The Alabama Department of Environmental Management)

Please print or type (Form designed for use on elite-12 pitch typewriter)

Form Approved OMB No. 2040-0039

UNIFORM HAZARDOUS WASTE MANIFEST		1 Generator's US EPA ID No MD005356860130621		Manifest Document No 1		2 Page 1 of 1		Information in the shaded area is not required by law.					
3 Generator's Name and Mailing Address General Motors Inland Fisher Guide 1245 East Coldwater Road Flint, Michigan 48534						A State Manifest Document Number CWMA 630621							
4 Generator's Phone 313-234-5653						B State Generator's ID							
5 Transporter 1 Company Name Chemical Waste Management						C State Transporter's ID 0075							
6 Transporter 1 US EPA ID Number IL0099202681						D Transporter's Phone (819)423-1655							
7 Transporter 2 Company Name						E State Transporter's ID							
8 Transporter 2 US EPA ID Number						F Transporter's Phone							
9 Designated Facility Name and Site Address CHEMICAL WASTE MANAGEMENT, INC. Emelle Facility Alabama Highway 11 at Mile Marker 163 Emelle, Alabama 36609						G State Facility's ID							
10 Designated Facility US EPA ID Number 00000622464						H Facility's Phone 205/652-9721							
11 US DOT Description (Including Proper Shipping Name, Hazard Class, and ID Number)						12 Containers		13 Total Quantity		14 Unit Vol		15 Waste No	
a RQ Hazardous Waste Liquid NOS ORM-L NA 9189						No		Type		Quantity		Waste No	
CWM Profile Number AE 9692						0.56 DM		0.3080		G		D005 D007	
b RQ Hazardous Waste Liquid NOS ORM-E NA 9181												D005 D007	
CWM Profile Number AE 9692						0.18 DF		0.0990		G		D005 D007	
c													
d													
J Additional Descriptions for Materials Listed Above D008 D009 Washer Sludge State of Origin - Michigan						K Handling Codes for Wastes Listed Above							
a						c							
b						d							
15 Special Handling Instructions and Additional Information Disposal Approval # 011393-0013 Work Order # 920715005						In Case of Emergency, Contact Emelle, Alabama at (205) 652-9721							
16 GENERATOR'S CERTIFICATION: I hereby declare that the contents of this consignment are fully and accurately described above by the proper shipping name and are classified, packed, marked, and labeled, and are in all respects in proper condition for transport, storage, and handling according to applicable federal, state, and national laws, regulations, and conditions.						Printed/Typed Name Stev L. Chapman							
I declare that the generator has provided the information to reduce the risk of release of hazardous waste and that it has selected the appropriate method of treatment, storage, or disposal, or that it has selected the best waste management method that is available to it and that it affords the maximum protection to the environment.						Signature <i>Stev L. Chapman</i>							
OR I declare that the generator has provided the information to reduce the risk of release of hazardous waste and that it has selected the best waste management method that is available to it and that it affords the maximum protection to the environment.						Month Day Year 11/05/75							
17 Transporter 1 Acknowledgement of Receipt of Materials						Printed/Typed Name Jimm Brewer							
Signature <i>Jimm Brewer</i>						Month Day Year 07/14/92							
18 Transporter 2 Acknowledgement of Receipt of Materials						Printed/Typed Name							
Signature						Month Day Year							
19 Discrepancy Indicator (Specify)													
20 Facility (Waste Receiving) Certification: I hereby certify that the hazardous materials covered by this manifest have been received at the facility and are being managed in accordance with applicable laws, regulations, and conditions.						Printed/Typed Name							
Signature						Month Day Year							

Generator Name General Motors Inland Fisher Guide

Manifest Doc No 630621

CWM Profile Number A E 9 6 9 2

State Manifest No

- 1. Is this waste a non-wastewater or a wastewater? (See 40 CFR 268.2) Check ONE Non Wastewater Wastewater
- 2. If this waste is subject to any California List restrictions enter the letter from below (either A, B1, or B2) next to each restriction that is applicable: HOCs PCB Acid Metals Cyanides
- 3. Identify ALL USEPA hazardous waste codes that apply to this waste shipment as defined by 40 CFR 261. For each waste code, identify the corresponding subcategory, or check NONE if the waste code has no subcategory. Also check which treatment standards apply. Spent solvent and California List treatment standards are listed on the back of this form. If F039 multi-source leachate applies, those standards must be attached by the generator.

REF	4 USEPA HAZARDOUS WASTE CODE(S)	5 SUBCATEGORY		6 APPLICABLE TREATMENT STANDARDS			7 HOW MUST THE WASTE BE MANAGED ENTER THE LETTER FROM BELOW
		ENTER THE SUBCATEGORY DESCRIPTION IF NOT APPLICABLE SIMPLY CHECK NONE		6.a PERFORMANCE BASED CHECK AS APPLICABLE			
		DESCRIPTION	NONE	268.41(a)	268.43(a)	268.42(a)	
1	D005		X	X			A
2	D007		X	X			A
3	D008		X	X			A
4	D009	low Mercury, <260PPM		X			A
5							
6							
7							
8							
9							
10							

To list additional USEPA waste code(s) and subcategory(s), use the supplemental sheet provided (CWM-2001-B) and check here:

HOW MUST THE WASTE BE MANAGED? In column 7 above, enter the letter (A, B1, B2, B3, C, or D) below that describes how the waste must be managed to comply with the land disposal regulations (40 CFR 268.7). Please understand that if you enter the letter B1, B2, B3, or D, you are making the appropriate certification as provided below:

A. RESTRICTED WASTE REQUIRES TREATMENT

This waste must be treated to the applicable treatment standards set forth in 40 CFR Part 268 Subpart D, 268.32, or RCRA Section 3004(d).

B.1 RESTRICTED WASTE TREATED TO PERFORMANCE STANDARDS

"I certify under penalty of law that I have personally examined and am familiar with the treatment technology and operation of the treatment process used to support this certification and that, based upon my inquiry of those individuals immediately responsible for obtaining this information, I believe that the treatment process has been operated and maintained properly so as to comply with the performance levels specified in 40 CFR part 268 Subpart D and all applicable prohibitions set forth in 40 CFR 268.32 or RCRA Section 3004(d) without impermissible dilution of the prohibited waste. I am aware that there are significant penalties for submitting a false certification, including the possibility of a fine and imprisonment."

B.2 RESTRICTED WASTES FOR WHICH THE TREATMENT STANDARD IS EXPRESSED AS A SPECIFIED TECHNOLOGY (AND THE WASTE HAS BEEN TREATED BY THAT TECHNOLOGY)

"I certify under penalty of law that the waste has been treated in accordance with the requirements of 40 CFR 268.42. I am aware that there are significant penalties for submitting a false certification, including the possibility of fine and imprisonment."

B.3 GOOD FAITH ANALYTICAL CERTIFICATION - FOR INCINERATED ORGANICS

"I certify under penalty of law that I have personally examined and am familiar with the treatment technology and operation of the treatment process used to support this certification and that, based on my inquiry of those individuals immediately responsible for obtaining this information, I believe that the nonwastewater organic constituents have been treated by incineration in units operated in accordance with 40 CFR Part 264 Subpart O or Part 265 Subpart O, or by combustion in fuel substitution units operating in accordance with applicable technical requirements, and I have been unable to detect the nonwastewater organic constituents despite having used best good faith efforts to analyze for such constituents. I am aware that there are significant penalties for submitting a false certification, including the possibility of fine and imprisonment."

C. RESTRICTED WASTE SUBJECT TO A VARIANCE

This waste is subject to a national capacity variance, a treatability variance, or a case-by-case extension. Enter the effective date of prohibition in column 7 above.

D. RESTRICTED WASTE CAN BE LAND DISPOSED WITHOUT FURTHER TREATMENT

"I have determined that this waste meets all applicable treatment standards set forth in 40 CFR Part 265 Subpart D, and all applicable prohibition levels set forth in Section 268.32 or RCRA Section 3004(d), and therefore, can be land disposed without further treatment. A copy of all applicable treatment standards and specified treatment methods is maintained at the treatment, storage and disposal facility named above. I certify under penalty of law that I personally have examined and am familiar with the waste through analysis and testing or through knowledge of the waste to support this certification that the waste complies with the treatment standards specified in 40 CFR Part 268 Subpart D and all applicable prohibitions set forth on 40 CFR 268.32 or RCRA section 3004(d). I believe that the information I submitted is true, accurate and complete. I am aware that there are significant penalties for submitting false certification, including the possibility of a fine and imprisonment."

I hereby certify that all information supplied in this and all associated documents is complete and accurate to the best of my knowledge and information.

Signature [Signature] Title Environmental Engineer Date 7/14/92

SOLVENT AND CALIFORNIA LIST TREATMENT STANDARDS

If the waste identified on the other side of this form is described by any of the following US EPA hazardous waste codes: F001, F002, F003, F004, F005, and/or hazardous waste is subject to any prohibitions identified as California List restrictions (40 CFR 268.32 and/or RCRA Section 3004(d)), then this page MUST accompany the shipment, along with the opposite side of this form. If the waste code F039 describes this waste, then the corresponding treatment standards must apply.

SOLVENT WASTE TREATMENT STANDARDS					
F001 through F005 spent solvent constituents and their associated USEPA hazardous waste codes	Treatment Standard*		F001 through F005 spent solvent constituents and their associated USEPA hazardous waste codes	Treatment Standard	
	Wastewaters	Nonwastewaters		Wastewaters	Nonwastewaters
Acetone (F003)	0.05	0.50	Methylene chloride (F001, F002)	0.20	0.96
Benzene (F005)	40 CFR 268.43(a) 0.07	40 CFR 268.43(a) 0.07	Methylene chloride from pharmaceutical production (F001, F002, F003, F004, F005)	40 CFR 268.43(a) 0.24	0.96
n-Butyl alcohol (F003)	5.0	5.0	Methyl ethyl ketone (F005)	0.05	0.75
Carbon disulfide (F005)	0.35	4.81	Methyl isobutyl ketone (F003)	0.05	0.33
Carbon tetrachloride (F001)	0.05	0.96	Nitrobenzene (F004)	0.66	0.25
Chlorobenzene (F002)	0.15	0.05	2-Nitropropane (F005)	40 CFR 268.42 (WETON or CHOXD) followed by CARBN) or INCIN	40 CFR 268.42 INCIN
Cresols (an cresylic acid) (F004)	2.82	0.75	Pyridine (F005)	1.12	0.33
Cyclohexanone (F003)	0.125	0.75	Tetrachloroethylene (F001, F002)	0.079	0.05
1,2-Dichlorobenzene (F002)	0.65	0.125	Toluene (F005)	1.12	0.33
2-Ethoxyethanol (F005) (also called ethylene glycol monoethyl ether)	40 CFR 268.42 INCIN or BIODG	40 CFR 268.42 INCIN	1,1,1-Trichloroethane (F001, F002)	1.05	0.41
Ethyl acetate (F003)	0.05	0.75	1,1,2-Trichloroethane (F002)	40 CFR 268.43(a) 0.03	40 CFR 268.43(a) 7.6
Ethylbenzene (F003)	0.05	0.053	1,1,2-Trichloro-1,2,2-trifluoroethane (F002)	1.05	0.96
Ethyl ether (F003)	0.05	0.75	Trichloroethylene (F001, F002)	0.062	0.091
Isobutanol (F005)	5.0	5.0	Trichlorofluoromethane (F002)	0.05	0.96
Methanol (F003)	0.25	0.75	Xylene (F005)	0.05	0.15

*All spent solvent treatment standards are taken from 40 CFR Part 268.41(a), unless otherwise noted. Wastewater units are mg/l, nonwastewater are mg/kg

CALIFORNIA LIST TREATMENT STANDARDS—40 CFR 268.32, 40 CFR 268.42 and RCRA Section 3004(d)		
A waste must first be designated as a US EPA Hazardous waste before the waste can be subject to the California List restrictions		
Restricted waste description	Prohibition	Treatment Standard
Liquid* or nonliquid wastes containing Halogenated Organic Compounds listed in 40 CFR 268, Appendix III	Liquid* wastes: Greater than or equal to 1,000 mg/l Nonliquid wastes: Greater than or equal to 1,000 mg/kg	40 CFR 268.42(a)(2) - INCIN
Liquid* wastes containing PolyChlorinated Biphenyls (PCBs)	Greater than or equal to 50 ppm	40 CFR 268.42(a)(1) - INCIN or FSUBS Also see 40 CFR 761.60 and 70
Liquid* wastes containing Cyanides	Free (amenable to chlorination) cyanides at concentrations greater than or equal to 1,000 mg/l	RCRA Section 3004(d)
Liquid* wastes containing Metals	One or more of the following metals (or elements) at concentrations greater than or equal to the following: Arsenic and/or compounds as As: 500 mg/l Cadmium and/or compounds as Cd: 100 mg/l Chromium and/or compounds as Cr: 500 mg/l Lead and/or compounds as Pb: 500 mg/l Mercury and/or compounds as Hg: 20 mg/l Nickel and/or compounds as Ni: 134 mg/l Selenium and/or compounds as Se: 100 mg/l Thallium and/or compounds as Th: 130 mg/l	RCRA Section 3004(d)
Liquid* Acid waste	pH is less than or equal to 2.0	RCRA Section 3004(d) and 40 CFR 268.32(a)

* - For the definition of "liquid" refer to Method 9095, the Paint Filter Liquids Test from EPA manual SW-846
© 1990 Chemical Waste Management, Inc. - 7/17/90 - Form CWM-2001-A

CHEMICAL WASTE MANAGEMENT, INC.
DISPATCH/SHIPPING INSTRUCTIONS

DRIVER: 24003

TRUCK: 241040

TRAILER: 244002 77 TRAILMOBILE

GENERATOR:

CWM ENRAC MISCELLANEOUS WORK
7300 W. COLLEGE DR.
PALOS HTS., IL 60473
FED EPA 000000000000
PHONE (708) 361-8400
CONTACT ANYONE

DISPOSAL SITE:

CWM ENRAC MIDWEST
7300 COLLEGE DRIVE
PALOS HEIGHTS, IL 60463
FED EPA 110000000000

QUANTITY / TYPE	CODE	DESCRIPTION
	ENRYRDNRM	MISCELLANEOUS WORK FOR ENRAC EXPIRES 12/31
	NONE	GM FLINT, MI
	NONE	PO # 118026

DRIVER'S DIRECTIONS


MANIFEST NO.: 630621
W/O #: 920715005

LOADING	DEMURRAGE
TOTAL LOADING	DEMURRAGE (HRS)
START LOAD	<u>9:00</u>
END LOAD	<u>11:15</u>
TOTAL TIME	

COMMENTS
BOX IN - #: <u>244002</u>
BOX OUT - #: <u>244002</u>
WASHOUT YES / NO
BRING <input checked="" type="checkbox"/> / 1 / 2 / 3 LINERS

UNLOADING	DEMURRAGE
ARRIVE SITE	TIME SUMMARY
START UNLOAD	
END UNLOAD	
TOTAL TIME	

DISPATCHED: 07/10/92

CUSTOMER SIGNATURE: 

SITE SIGNATURE: _____


SERVICE PROVIDED BY:

CHEMICAL WASTE MGMT. FT. WAYNE
2701 N. COLT AVE. BLDG. 1015
FORT WAYNE, IN 46825
FED EPA 110000000000
PHONE: 317 442-1000

DATE COMPLETED

07/14/92

DRIVER SIGNATURE





Chemical Waste Management, Inc.

EPA ID NUMBER: ALD000622464

General Motors
1245 East Coldwater Road
Flint, MI 48559

CERTIFICATE OF DISPOSAL

Chemical Waste Management, Inc. has received waste material from General Motors described on Alabama Hazardous Waste Manifest number CWMA 630621. Chemical Waste Management, Inc., hereby certifies waste material received on the 16th day of July, 1992, was disposed of in compliance with State and Federal Regulations.

Carol Weldon

Carol Weldon, Recordkeeping & Reporting Supervisor

Date 07/20/92



SPECIAL WASTE MANAGEMENT DECISION



AE 9692

Waste Profile Sheet Code

LOCATION OF ORIGINAL _____

I. REQUEST FOR DECISION: INITIAL RENEWAL

REQUESTOR NAME _____

GENERATOR NAME G.M. Inland Fisher Guide

WMI COMPANY _____

LOCATION _____

WASTE NAME Washer Sludge

PROPOSED ULTIMATE MANAGEMENT FACILITY _____

CHEMICAL WASTE MANAGEMENT, INC., EMELLE FACILITY

PROPOSED INTERMEDIATE TRANSFER FACILITY _____

TRANSPORTATION TO BE PROVIDED BY _____

II. TECHNICAL MANAGER AND LABORATORY MANAGER DECISION:

APPROVED DISAPPROVED

A. IF DISAPPROVED, EXPLAIN _____

B. IF APPROVED, COMPLETE EACH SECTION BELOW

1. APPROVED MANAGEMENT METHOD(S)

- Drum Solid (101)
- Drum Sludge (102)
- Drum Liquid (103)
- Other

- Bulk Solid (202)
- Bulk Sludge (203)
- Bulk Liquid (204)

- Solvent Recovery (301)
- Fuels Blend (302)
- Stabilize (303)
- Solidify (304)

- Neutralize (305)
- LB Tmt. (306)
- Non-Fuels (307)
- Recant (308)

- Crush MT Container (401)
- Secure Landfill (402)
- Fill Voids (403)
- Storage/Transship (404)

@0.4 Per Hand

DOES THE ABOVE PRODUCE A WMI SPECIAL WASTE? YES NO (IF YES, YOUR APPROVAL SHOULD BE CONDITIONED OBTAINING A WMI SPECIAL WASTE MANAGEMENT DECISION BY A DATE CERTAIN.)

2. PERMIT STATUS WITH RESPECT TO THIS SPECIAL WASTE USING THE APPROVED MANAGEMENT METHOD(S)

PERMITTED

3. PRECAUTION, CONDITIONS OR LIMITATIONS ON APPROVAL DRUMMED WASTE ONLY GENERATOR MUST ACKNOWLEDGE CHANGES TO WPS SECTION _____

LAB PACK (CORRECTED) INVENTORIES ACCOMPANY SHIPMENT OTHER: _____

4. SPECIAL EMPIRICAL OBSERVATIONS OR TESTS WHICH MUST BE MADE ON EACH LOAD OF THIS SPECIAL WASTE AT THE TIME DELIVERED TO THE PROPOSED FACILITY IN ADDITION TO APPLICABLE WASTE ANALYSIS PLAN REQUIREMENTS.

PHYSICAL DESCRIPTION, FLASH POINT, pH, WATER MIX
 Per WAP-50 N/A OTHER

5. LABORATORY ANALYSIS OF A REPRESENTATIVE SPECIAL WASTE SAMPLE WAS: (check only one)

WAIVED SUPPLIED BY GENERATOR FROM A WRITER'S LAB FROM BOTH GENERATOR AND WMI LAB

6. SPECIAL WASTE CHARACTERIZATION, FOR PURPOSES OF COMPANY POLICY: (check only one)

REGULATED HAZARDOUS NON-REGULATED HAZARDOUS NON-HAZARDOUS LAND BAN WASTE (04) () F001-5 () Calif. List () 1st () 2nd () 3rd
PRICING CATEGORY: INORGANIC (01) ORGANIC (02) LAB PACK (03)

HH-A

7. PROPER USDOT SHIPPING NAME

PER GWPS OR PROPER USDOT SHIPPING NAME _____

HAZARD CLASS _____

USDOT I D NO _____

ADDITIONAL DESCRIPTION _____

8. DECISION EXPIRATION DATE 11/20/92

TECH MGR SIGNATURE Robert Anthony

LAB MGR SIGNATURE _____

NAME (Print) JIM BUCKLEY

NAME (Print) _____

DATE 11/20/91

DATE _____

III. WMI ULTIMATE MANAGEMENT FACILITY GENERAL MANAGER DECISION: APPROVED DISAPPROVED

IF APPROVED, STATE ANY ADDITIONAL PRECAUTIONS, CONDITIONS OR LIMITATIONS

\$ 225.00/ton
\$ 1.64/gal - Bulk

GENERAL MGR SIGNATURE John Hanley

DATE 11/21/91

NAME (Print) JOHN HANLEY

IV. WMI INTERMEDIATE TRANSFER FACILITY GENERAL MANAGER DECISION

APPROVED DISAPPROVED

IF APPROVED, STATE ANY ADDITIONAL PRECAUTIONS, CONDITIONS OR LIMITATIONS

GENERAL MGR SIGNATURE _____

DATE _____

NAME (Print) _____

WASTE PROFILE

AE 3092
Profile #

2(1) of 51



Check here if this is a Recertification

LOCATION OF ORIGINAL _____

GENERAL INFORMATION

1. GENERATOR NAME: C.M. Inland Fisher Generator USEPA ID: MID 005356860

2. Generator Address: 1245 E. Coldwater Rd Billing Address: Same
Flint Michigan 48559 Chemical Waste Mgmt.
7250 W. College Dr.
Palos Hts, IL 60463

3. Technical Contact/Phone: S.L. Chapman 313-234-5653 Billing Contact/Phone: Steve Schmitt (708) 31-7517

4. Alternate Contact/Phone: _____ Billing Contact/Phone: _____

PROPERTIES AND COMPOSITION

5. Process Generating Waste: parts washer

6. Waste Name: washer sludge

7A. Is this a USEPA hazardous waste (40 CFR Part 261)? Yes No

B. Identify ALL USEPA listed and characteristic waste code numbers (D,F,K,P,U): D005, D007, D008, D009 per Pate
Soil

State Waste Codes: _____

8. Physical State @ 70°F: A. Solid Liquid Both B. Single Layer Multilayer C. Free liquid range 20 to 100 %

9A. pH: Range _____ to _____ or Not applicable B. Strong Odor Describe _____

10. Liquid Flash Point: < 73°F 73-99°F 100-139°F 140-199°F ≥ 200°F N.A. Closed Cup Open Cup

11. CHEMICAL COMPOSITION: List ALL constituents (including halogenated organics) present in any concentration and forward available analysis.

Constituents	Range	Units	Constituents	Range	Units
<u>DIRT/SAND</u>	<u>50-100</u>	<u>%</u>			
<u>See Attached</u>	<u>Analytical</u>				
<u>Water</u>	<u>20-50</u>	<u>%</u>			
<u>Trace Metals</u>	<u>see attached analytical</u>				
<u>Oil</u>	<u>10-20</u>	<u>%</u>			
	<u>5-10</u>	<u>%</u>			

TOTAL COMPOSITION MUST EQUAL OR EXCEED 100% @ Per Sample Analysis

12. OTHER: PCBs if yes, concentration _____ ppm, PCBs regulated by 40 CFR 761 Pyrophoric Explosive Radioactive
Benzene if yes, concentration _____ ppm. Shock Sensitive Oxidizer Carcinogen Infectious Other _____

13. If the waste is subject to the land ban and meets the treatment standards, check here: _____, and supply analytical results where applicable.

SHIPPING INFORMATION

14. PACKAGING: Bulk Solid Bulk Liquid Drum Type/Size: 55 gal steel Other 4 Tons

15. ANTICIPATED ANNUAL VOLUME: 1000 Units: gallons Shipping Frequency: one time

SAMPLING INFORMATION

16a. Sample source (drum, lagoon, pond, tank, vat, etc.) sump

Date Sampled: 10/11/91 Sampler's Name/Company: Marc Robinson/Chemical Waste Mgmt.
ENRAC-Midwest

16b. Generator's Agent Supervising Sampling: _____ 17. No sample required (See Instructions)

GENERATOR'S CERTIFICATION

I hereby certify that all information submitted in this and all attached documents contains true and accurate descriptions of this waste. Any sample submitted is representative as defined in 40 CFR 261 - Appendix I or by using an equivalent method. All relevant information regarding known or suspected hazards in the possession of the generator has been disclosed. I authorize CWM to obtain a sample from any waste shipment for purposes of recertification.

Steve L. Chapman STEVEN L. CHAPMAN 10/3/91
Signature Printed (or typed) name and title Date

Date: 11/20/91
Time: 13:45:43

SWAR

Page : 1
Program name: R7004RPT
User : MM0701GPC

Report: 7004

Version: 1.01

This Report is intended for the use and benefit of Waste Management and its companies. No representation concerning significance of the reported data is made to any other person or entity.

Tracking Number. : 0029578

Profile : AE9692

Site Name. : CWM, Inc. - Emalle

Generator Name. . . : G. M. INLAND FISHER

Waste Description.: WASHER SLUDGE

Date Received . . . : 10/14/91

Priority Code. . . : 40

Approved. : N

FINGERPRINT

Comp. Eval. Rev. (R) 11/20/91

Test Description	Ext. Procedure	L #	Test Result	Unit Desc.	Date Analyzed	Lab Tech
INCIDENTAL ODOR		01	NEGATIVE		11/20/91	JXP
INCIDENTAL ODOR		02	NEGATIVE		11/20/91	JXP
LAYERS		01	1		11/20/91	JXP
PERCENT FREE LIQUIDS		01	10	%	11/20/91	JXP
PERCENT FREE LIQUIDS		02	90	%	11/20/91	JXP
COLOR		01	BROWN		11/20/91	JXP
COLOR		02	COLORLESS		11/20/91	JXP
PHYSICAL STATE		01	LIQUID		11/20/91	JXP
PHYSICAL STATE		02	LIQUID AND SOLIDS		11/20/91	JXP
pH MEAS. METHOD		01	STRIP		11/20/91	JXP
pH MEAS. METHOD		02	STRIP		11/20/91	JXP
SULFIDE SCREEN		01	NEGATIVE		11/20/91	JXP
SULFIDE SCREEN		02	NEGATIVE		11/20/91	JXP
CYANIDE SCREEN		01	NEGATIVE		11/20/91	JXP
CYANIDE SCREEN		02	NEGATIVE		11/20/91	JXP
FLAM. POTENTIAL		01 >	140	F	11/20/91	JXP
FLAM. POTENTIAL		02 >	140	F	11/20/91	JXP
DESCRIPTION		01	OPAQUE LOW VISC		11/20/91	JXP
DESCRIPTION		02	TRANSLUCENT LOW VISC		11/20/91	JXP
PAINT FILTER TEST		01	FAILS		11/20/91	JXP
PAINT FILTER TEST		02	FAILS		11/20/91	JXP
pH SCREEN		01	6		11/20/91	JXP
pH SCREEN		02	7		11/20/91	JXP
RADIATION SCREEN		01	NEGATIVE		11/20/91	JXP
RADIATION SCREEN		02	NEGATIVE		11/20/91	JXP
H2O MLX		01	INSOLUBLE: FLOATS		11/20/91	JXP
H2O MLX		02	SOLUBLE		11/20/91	JXP

PCB LIQUID

Test Description	Ext. Procedure	L #	Test Result	Unit Desc.	Date Analyzed	Lab Tech
AROCLOR 1016	PCB LQ	01 <	5	PPM	10/16/91	JXP
AROCLOR 1221	PCB LQ	01 <	5	PPM	10/16/91	JXP
AROCLOR 1232	PCB LQ	01 <	5	PPM	10/16/91	JXP
AROCLOR 1242	PCB LQ	01 <	5	PPM	10/16/91	JXP

Tracking Number . . : 0029578

Profile : AE9692

Site Name : CWM, Inc. - Emelle

Generator Name . . . : G. M. INLAND FISHER

Waste Description . : WASKER SLUDGE

Date Received . . . : 10/14/91

Priority Code . . . : 40

Approved : N

Test Description	Ext. Procedure	L #	Test Result	Unit Desc.	Date Analyzed	Lab Tech
AROCLOR 1248	PCB LQ	01 <	5	PPM	10/16/91	JXP
AROCLOR 1254	PCB LQ	01 <	5	PPM	10/16/91	JXP
AROCLOR 1260	PCB LQ	01 <	5	PPM	10/16/91	JXP
AROCLOR 1262	PCB LQ	01 <	5	PPM	10/16/91	JXP

SOLVENT SCREEN

Test Description	Ext. Procedure	L #	Test Result	Unit Desc.	Date Analyzed	Lab Tech
TRICHLOROFLUOROMETHANE	SLV SCRNI	01 <	.1	✓	10/16/91	JXP
METHANOL	SLV SCRNI	01 <	.1	✓	10/16/91	JXP
ETHYL ETHER	SLV SCRNI	01 <	.1	✓	10/16/91	JXP
1,1,2-TRICHLORO-1,2,2-TRIFLUOR	SLV SCRNI	01 <	.1	✓	10/16/91	JXP
ETHANOL	SLV SCRNI	01 <	.1	✓	10/16/91	JXP
ACETONE	SLV SCRNI	01 <	.1	✓	10/16/91	JXP
ISOPROPANOL	SLV SCRNI	01 <	.1	✓	10/16/91	JXP
METHYLENE CHLORIDE	SLV SCRNI	01 <	.1	✓	10/16/91	JXP
ETHYL ACETATE	SLV SCRNI	01 <	.1	✓	10/16/91	JXP
1,1,1-TRICHLOROETHANE	SLV SCRNI	01 <	.1	✓	10/16/91	JXP
METHYL ETHYL KETONE	SLV SCRNI	01 <	.1	✓	10/16/91	JXP
CARBON TETRACHLORIDE	SLV SCRNI	01 <	.1	✓	10/16/91	JXP
CHLOROFORM	SLV SCRNI	01 <	.1	✓	10/16/91	JXP
BENZENE	SLV SCRNI	01 <	.1	✓	10/16/91	JXP
ISOBUTANOL	SLV SCRNI	01 <	.1	✓	10/16/91	JXP
TRICHLOROETHYLENE	SLV SCRNI	01 <	.1	✓	10/16/91	JXP
N-BUTANOL	SLV SCRNI	01 <	.1	✓	10/16/91	JXP
TOLUENE	SLV SCRNI	01 <	.1	✓	10/16/91	JXP
2-ETHOXYETHANOL	SLV SCRNI	01 <	.1	✓	10/16/91	JXP
METHYL ISOBUTYL KETONE	SLV SCRNI	01 <	.1	✓	10/16/91	JXP
TETRACHLOROETHYLENE	SLV SCRNI	01 <	.1	✓	10/16/91	JXP
BUTYL ACETATE	SLV SCRNI	01 <	.1	✓	10/16/91	JXP
CHLOROBENZENE	SLV SCRNI	01 <	.1	✓	10/16/91	JXP
STYRENE	SLV SCRNI	01 <	.1	✓	10/16/91	JXP
2-ETHOXYETHANOL ACETATE	SLV SCRNI	01 <	.1	✓	10/16/91	JXP
CYCLOHEXANE	SLV SCRNI	01 <	.1	✓	10/16/91	JXP
DICHLOROBENZENE	SLV SCRNI	01 <	.1	✓	10/16/91	JXP
HIGH-BOILING ORGANICS	SLV SCRNI	01 <	.1	✓	10/16/91	JXP
1,1,2-TRICHLOROETHANE	SLV SCRNI	01 <	.1	✓	10/16/91	JXP
HEXANE	SLV SCRNI	01 <	.1	✓	10/16/91	JXP
HEPTANE	SLV SCRNI	01 <	.1	✓	10/16/91	JXP
O-XYLENE	SLV SCRNI	01 <	.1	✓	10/16/91	JXP
P-XYLENE	SLV SCRNI	01 <	.1	✓	10/16/91	JXP
TETRAHYDROFURAN	SLV SCRNI	01 <	.1	✓	10/16/91	JXP
ETHYL BENZENE	SLV SCRNI	01 <	.1	✓	10/16/91	JXP

Date: 11/20/91
Time: 13:45:43

SWAR

Page : 3
Program name: R7004RPT
User : WM0701GPC

Tracking Number . . : 0029578

Profile : AE9692

Site Name : CWM, Inc. - Emelle

Generator Name . . . : G. M. INLAND FISHER

Waste Description . : WASHER SLUDGE

Date Received . . . : 10/14/91

Priority Code . . . : 40

Approved : N

Test Description	Ext. Procedure	L #	Test Result	Unit Desc.	Date Analyzed	Lab Tech
2-NITROPROPANE		01 <	.1	%	10/16/91	JXF

SPECTROSCOPY

Test Description	Ext. Procedure	L #	Test Result	Unit Desc.	Date Analyzed	Lab Tech
SILVER - TCLP CORRECTED		01 <	.031	PPM	11/20/91	JXF
BARIUM - TCLP CORRECTED		01	.682	PPM	11/20/91	JXF
CADMIUM - TCLP CORRECTED		01	.014	PPM	11/20/91	JXF
CHROMIUM - TCLP CORRECTED		01	.056	PPM	11/20/91	JXF
ANTIMONY - TCLP CORRECTED		01 <	.13	PPM	11/20/91	JXF
NICKEL - TCLP CORRECTED		01 <	.06	PPM	11/20/91	JXF
LEAD - TCLP CORRECTED		01 <	.12	PPM	11/20/91	JXF
SELENIUM - TCLP CORRECTED		01 <	1.15	PPM	11/20/91	JXF
RECIPE		01	0.4 <i>part/hd</i>		11/20/91	JXF

WET CHEMISTRY

Test Description	Ext. Procedure	L #	Test Result	Unit Desc.	Date Analyzed	Lab Tech
SPECIFIC GRAVITY		01	0.98		11/20/91	JXF
SPECIFIC GRAVITY		02	0.98		11/20/91	JXF
SULFIDES (TOTAL)		01 <	30	PPM	10/16/91	JXF

BTU

Test Description	Ext. Procedure	L #	Test Result	Unit Desc.	Date Analyzed	Lab Tech
HEATING VALUE		01 <	5000	BTU/LB	10/16/91	JXF
CHLORIDE		01 <	.4	%	10/16/91	JXF

Comments:

CERTIFICATION: Except as explicitly noted, all analytical data reported above were obtained under my direction and supervision. For Chemical Waste Management, Inc. companies, sample preparation and analytical methods and analytical equipment specified or approved in the facility's waste analysis plan were used in conducting this analysis. This laboratory follows a quality assurance control program.

Signature: *Jimmy J. Steel Sr.*



GENERATOR'S CERTIFICATION

I hereby certify on behalf of General Motors IAG
(Company Name), (hereinafter for convenience called "Generator"),
by my signature and as a duly authorized representative of
Generator, that the attached is an analysis of and information
regarding waste originating from the Generator's facility located
at 1245 EAST COLDWATER RD FLINT MICH 48553
(Location).

I further certify that the attached analysis and information
is provided in compliance with ADEM Administrative Code Rules 333-
14-3-.08, and that Chemical Waste Management has been duly
authorized by the Generator to submit the attached information, and
this certification where appropriate, in behalf of the Generator
and in compliance with the aforementioned regulation.

I further certify, under penalty of law, that this document
and all attachments were prepared under my authorization, direction
or supervision in accordance with a system designed to assure that
qualified personnel properly gather and evaluate the information
submitted. Based on my inquiry of the person or persons who manage
the system, or those persons directly responsible for gathering the
information, the information submitted is, the best of my knowledge
and belief, true, accurate, and complete. I am aware that there
are significant penalties for submitting false information
including the possibility of fine and imprisonment for knowing
violations.

The Generator understands that any approval by the Department
of Environmental Management for disposal of any waste described by
the submitted information shall not relieve the Generator from
liability for compliance with all other applicable statutes and
regulations regarding the management of hazardous wastes.

Steve L. Chapman
(Signature For Generator)

By: Steven L. Chapman
(Print or type name)

Its: Environmental Engineer
(Title of individual whose signature appears above)

Date: 12/4/91
(Date on which this document is executed)

() Check here if this is a Recertification

LOCATION OF ORIGINAL CWM, Inc. - Emelle

GENERAL INFORMATION

1. Generator Name: G. M. INLAND FISHER GUIDE Generator USEPA ID: MID005356860

2. Generator Address: 1245 E. COLDWATER ROAD Billing Address: CHEMICAL WASTE MANAGEMENT
 () Same
7250 WEST COLLEGE DRIVE

FLINT MI 48559

3. Technical Contact/Phone: S. L. CHAPMAN 313/234-5653 Billing PALOS HEIGHTS IL 60463

4. Alternate Contact/Phone: _____ Billing Contact/Phone: STEVE SCHMIDT 708/361-7517

PROPERTIES AND COMPOSITION

5. Process Generating Waste: PARTS WASHER

6. Waste Name: WASHER SLUDGE

7A. Is this a USEPA hazardous waste (40 CFR Part 261)? Yes (X) No ()

B. Identify ALL USEPA listed and characteristic waste code numbers (D,F,K,P,U): D005 D007 D008 D009
 State Waste Codes: _____

8. Physical State @ 70F: A. Solid () Liquid (X) Both () B. Single Layer (X) Multilayer () C. Free liq. range 10 to 100A

9A. pH: Range _____ or Not applicable () B. Strong Odor (); describe _____

10. Liquid Flash Point: < 73F () 73-99F () 100-139F () 140-199F () >= 200F () N.A. (X) Closed Cup (X) Open Cup ()

11. CHEMICAL COMPOSITION: List ALL constituents (incl. halogenated organics) present in any concentration and forward analysis

Constituents	Range	Units
<u>DIRT/SAND</u>	<u>80 to 100</u>	<u>%</u>
<u>WATER</u>	<u>20 to 80</u>	<u>%</u>
<u>TRACE METALS</u>	<u>to</u>	<u></u>
<u>OIL</u>	<u>5 to 10</u>	<u>%</u>
_____	<u>to</u>	<u></u>
_____	<u>to</u>	<u></u>

TOTAL COMPOSITION (MUST EQUAL OR EXCEED 100%): _____

12. OTHER: PCBs if yes, concentration _____ ppm, PCBs regulated by 40 CFR 761 (). Pyrophoric () Explosive ()
 Radioactive () Benzene if yes, concentration _____ ppm. Shock Sensitive () Oxidizer ()
 Carcinogen () Infectious () Other _____

13. If waste subject to the land ban & meets treatment standards, check here: _____ & supply analytical results where applicable.

SHIPPING INFORMATION

14. PACKAGING: Bulk Solid () Bulk Liquid (X) Drum (X) Type/Size: 55 GALLON DRUM Other _____

15. ANTICIPATED ANNUAL VOLUME: 1000 Units: GALLONS Shipping Frequency: ONE TIME

SAMPLING INFORMATION

16a. Sample source (drum, lagoon, pond, tank, vat, etc.): SUMP Sample Tracking Number: 0029578

Date Sampled: 10/11/91 Sampler's Name/Company: MARC ROBINSON CWM

16b. Generator's Agent Supervising Sampling: ENRAC MIDWEST 17. () No sample required (See instructions.)

GENERATOR'S CERTIFICATION

I hereby certify that all information submitted in this and all attached documents contains true and accurate descriptions of this waste. Any sample submitted is representative as defined in 40 CFR 261 - Appendix I or by using an equivalent method. All relevant information regarding known or suspected hazards in the possession of the generator has been disclosed. I authorize CWM to obtain a sample from any waste shipment for purposes of recertification.

Steve L. Chapman Signature Steve L. Chapman Name and Title Environmental Engineer 12/4/91 Date

18. This is a nonwastewater.

19. If this waste is subject to any California list restrictions enter the letter from below (either A or B.2) next to each restriction that is applicable:

___ ROCs, ___ PCBs, ___ Acid, ___ Metals, ___ Cyanides

20. Identify ALL Characteristic and Listed USEPA hazardous waste numbers that apply (as defined by 40 CFR 261). For each waste number, identify the subcategory (as applicable, check none, or write in the description from 40 CFR 268.41, 268.42, and 268.43).

REF #	A. US EPA HAZARDOUS WASTE CODE(S)	B. SUBCATEGORY Enter the subcategory description. If not applicable, simply check none		C. APPLICABLE TREATMENT STANDARDS		D. HOW MUST THE WASTE BE MANAGED? Enter letter from below	
				PERFORMANCE-BASED: Check as applicable			SPECIFIED TECHNOLOGY: If applicable enter the 40 CFR 268.42 table 1 treatment code(s)
				DESCRIPTION	NONE		
					268.42		
1	D005	NONE		X		A	
2	D007	NONE		X		A	
3	D008	None		X		A	
4	D009	LOW MERCURY, < 260 PPM		X		C 05/08/92	
5							
6							
7							
8							
9							
10							

Management under the land disposal restrictions:

A. RESTRICTED WASTE REQUIRES TREATMENT

B.1 RESTRICTED WASTE TREATED TO PERFORMANCE STANDARDS

B.2 RESTRICTED WASTES FOR WHICH THE TREATMENT STANDARD IS EXPRESSED AS A SPECIFIED TECHNOLOGY (AND THE WASTE HAS BEEN TREATED BY THAT TECHNOLOGY)

B.3 GOOD FAITH ANALYTICAL CERTIFICATION FOR INCINERATED ORGANICS

C. RESTRICTED WASTE SUBJECT TO A VARIANCE

D. RESTRICTED WASTE CAN BE LAND DISPOSED WITHOUT FURTHER TREATMENT

E. NOT CURRENTLY SUBJECT TO LAND DISPOSAL RESTRICTIONS

21. Is this waste a soil and/or debris? No: X Yes, Soil: ___ Yes, Debris: ___ Yes, Both: ___

22. Specific Gravity Range: .800 to 1.200

23. Indicate the range of each:

Units

Cyanides: None to _____ Type (free, total, amenable, etc.) _____

Cyanides: None to _____ Type (free, total, amenable, etc.) _____

Sulfides: None to _____ Type _____

Optional

Phenolics: None to _____

24. Identify the waste color BROWN

and physical appearance LOW VISC LIQUID

25. COMPLETE ONLY FOR WASTES INTENDED FOR FUELS OR INCINERATION

	TOTAL	
Beryllium as Be	_____	ppm
Potassium as K	_____	ppm
Sodium as Na	_____	ppm
Bromine as Br	_____	%
Chlorine as Cl	_____	%
Fluorine as F	_____	%
Sulfur as S	_____	%

26. RECLAMATION, FUELS or INCINERATION PARAMETERS (Provide if information is available)

	RANGE
A. Heat Value (Btu/lb):	_____ - _____
B. Water:	_____
C. Viscosity (cps):	_____ @ _____ F _ 100 F _ 150 F .
D. Ash:	_____ %
E. Settleable solids:	_____ %
F. Vapor Pressure @ STP (mm/Hg):	_____
G. Is this waste a pumpable liquid?	Yes _ No _
H. Can this waste be heated to improve flow?	Yes _ No _
I. Is this waste soluble in water?	Yes _ No _
J. Particle size: Will the solid portion of this waste pass through a 1/8 inch screen?	Yes _ No _

27. TRANSPORTATION INFORMATION

A. Is this a DOT Hazardous Material? Yes No

B. Proper Shipping Name: R.Q. HAZARDOUS WASTE LIQUID, N.O.S.

C. Hazard Class: ORM-E I.D. NA9189

D. Additional Description: (D005, D007, D008, D009)

E. CERCLA Reportable Quantity (RQ) and units (Lb, Kg): 1 Lb

28. SPECIAL HANDLING INFORMATION

Material Safety Data Sheets Attached

29. OTHER INFORMATION

30. CHEMICAL WASTE MANAGEMENT CERTIFICATION

Chemical Waste Management, Inc. has all the necessary permits and licenses for the waste that has been characterized and identified by this approved profile.

32. OTHER HAZARDOUS CONSTITUENTS Indicate if the waste contains any of the following.

ORGANICS	TCLP Data: Check only ONE for each constituent					TCA or TOTAL Use units: ppm, mg/l or %
	Less Than	Regulated Level	Equal or More	Waste No.	TCLP Analytical Test Results Use units: ppm or mg/l	
Benzene	X	0.5 mg/l		D018		
Carbon Tetrachloride	X	0.5 mg/l		D019		
Chlordane	X	0.03 mg/l		D020		
Chlorobenzene	X	100.0 mg/l		D021		
Chloroform	X	6.0 mg/l		D022		
m-Cresol	X	200.0 mg/l		D024		
o-Cresol	X	200.0 mg/l		D023		
p-Cresol	X	200.0 mg/l		D025		
Cresol	X	200.0 mg/l		D026		
2,4-D	X	10.0 mg/l		D016		
1,4 Dichlorobenzene	X	7.5 mg/l		D027		
1,2-Dichloroethane	X	0.5 mg/l		D028		
1,1-Dichloroethylene	X	0.7 mg/l		D029		
2,4-Dinitrotoluene	X	0.13 mg/l		D030		
Endrin	X	.02 mg/l		D012		
Heptachlor, & Hydroxide	X	0.008 mg/l		D031		
Hexachloro-1,3 Butadiene	X	0.5 mg/l		D033		
Hexachlorobenzene	X	0.13 mg/kl		D032		
Hexachloroethane	X	3.0 mg/l		D034		
Lindane	X	0.4 mg/l		D013		
Methoxychlor	X	10.0 mg/l		D014		
Methyl Ethyl Ketone	X	200.0 mg/l		D035		
Nitrobenzene	X	2.0 mg/l		D036		
Pentachlorophenol	X	100.0 mg/l		D037		
Pyridine	X	5.0 mg/l		D038		
Tetrachloroethylene	X	0.7 mg/l		D039		
Toxaphene	X	0.5 mg/l		D015		
2,4,5-TP Silvex	X	1.0 mg/l		D017		
Trichloroethylene	X	0.5 mg/l		D040		
2,4,5-Trichlorophenol	X	400.0 mg/l		D041		
2,4,6-Trichlorophenol	X	2.0 mg/l		D042		
Vinyl Chloride	X	0.2 mg/l		D043		

APPENDIX B

CLEANUP VERIFICATION SAMPLING DATA FOR RINSATES

DRUM STORAGE AREA ANALYTICAL RESULTS



ANALYTICAL REPORT

To: GM-Coldwater Road
Roy F. Weston, Incorporated
3 Hawthorn Parkway, Suite 400
Vernon Hills, IL 60061

Date: Friday June 7th, 1991

RE: Drum Storage Rinsate
Project # 3600-01-74-0023
Lab ID: 9105G995-002
Sample Date: 05/06/91
Date Received: 05/07/91

Attn: Mr. Gary Deigan

Inorganic Client Data Report

Parameters	Result	Units	Reporting Limit
Chromium, Total	0.065	mg/L	0.020
Mercury, Total	0.00020 u	mg/L	0.00020
Lead, Total	0.033	mg/L	0.0040



ANALYTICAL REPORT

To: GM-Coldwater Road
Roy F. Weston, Incorporated
3 Hawthorn Parkway, Suite 400
Vernon Hills, IL 60061

Date: Friday June 7th, 1991

RE: Drum Storage Tank
Project # 3600-01-74-0023
Lab ID: 9105G995-001
Sample Date: 05/06/91
Date Received: 05/07/91

Attn: Mr. Gary Deigan

Inorganic Client Data Report

Parameters	Result	Units	Reporting Limit
Chromium, Total	0.020 u	mg/L	0.020
Mercury, Total	0.00020 u	mg/L	0.00020
Lead, Total	0.013	mg/L	0.0020

Cust ID: DRUMSTORAGE DRUMSTORAGE RINSATE BLK BLK BS
 TAP 001 002 91LV6062-MB1 91LV6062-MB2
 WATER WATER WATER WATER
 1.00 1.00 1.00 1.00
 UG/L UG/L UG/L UG/L

Surrogate	RFW#	Matrix	D.F.:	Units:	102	101	114	96	99	120
Bromochloromethane					2.0 U	2.0 U	2.0 U	2.0 U	2.0 U	2.0 U
Chloromethane					2.0 U	2.0 U	2.0 U	2.0 U	2.0 U	2.0 U
Bromomethane					2.0 U	2.0 U	2.0 U	2.0 U	2.0 U	2.0 U
Chloroethane					2.0 U	2.0 U	2.0 U	2.0 U	2.0 U	2.0 U
Methylene Chloride					4.0 U	4.0 U	4.0 U	4.0 U	4.0 U	4.0 U
Trichlorofluoromethane					2.0 U	2.0 U	2.0 U	2.0 U	2.0 U	2.0 U
1,1-Dichloroethane					1.0 U	1.0 U	1.0 U	1.0 U	1.0 U	1.0 U
1,1-Dichloroethane					1.0 U	1.0 U	1.0 U	1.0 U	1.0 U	1.0 U
Chloroform					12	2.8	2.8	1.0 U	1.0 U	1.0 U
Trans-1,2-Dichloroethene					1.0 U	1.0 U	1.0 U	1.0 U	1.0 U	1.0 U
1,1,1-Trichloroethane					1.0 U	1.0 U	1.0 U	1.0 U	1.0 U	1.0 U
Carbon Tetrachloride					1.0 U	1.0 U	1.0 U	1.0 U	1.0 U	1.0 U
1,2-Dichloropropane					1.0 U	1.0 U	1.0 U	1.0 U	1.0 U	1.0 U
Trichloroethene					1.0 U	1.0 U	1.0 U	1.0 U	1.0 U	1.0 U
Dibromochloromethane					1.0 U	1.0 U	1.0 U	1.0 U	1.0 U	1.0 U
1,1,2-Trichloroethane					1.0 U	1.0 U	1.0 U	1.0 U	1.0 U	1.0 U
2-chloroethylvinylether					4.0	1.0 U	1.0 U	1.0 U	1.0 U	1.0 U
Tetrachloroethene					1.0 U	1.0 U	1.0 U	1.0 U	1.0 U	1.0 U
Chlorobenzene					1.0 U	1.0 U	1.0 U	1.0 U	1.0 U	1.0 U
1,3-Dichlorobenzene					1.0 U	1.0 U	1.0 U	1.0 U	1.0 U	1.0 U
1,2-Dichlorobenzene					1.0 U	1.0 U	1.0 U	1.0 U	1.0 U	1.0 U
1,4-Dichlorobenzene					1.0 U	1.0 U	1.0 U	1.0 U	1.0 U	1.0 U
Bromoform					1.0 U	1.0 U	1.0 U	1.0 U	1.0 U	1.0 U
1,1,2,2-Tetrachloroethane					1.0 U	1.0 U	1.0 U	1.0 U	1.0 U	1.0 U
1,2-Dichloroethane					1.0 U	1.0 U	1.0 U	1.0 U	1.0 U	1.0 U
Bromodichloromethane					1.0 U	1.0 U	1.0 U	1.0 U	1.0 U	1.0 U
Trans-1,3-Dichloropropene					6.2	2.1	2.1	1.0 U	1.0 U	1.0 U
Cis-1,3-Dichloropropene					1.0 U	1.0 U	1.0 U	1.0 U	1.0 U	1.0 U
Benzene					1.0 U	1.0 U	1.0 U	1.0 U	1.0 U	1.0 U
Toluene					1.0 U	1.0 U	1.0 U	1.0 U	1.0 U	1.0 U

* - Outside of EPA CLP QC limits.

RFW Batch Number: 9105G995

Client: GH COLDWATER

Work Order: 3600-01-74-0023

Page:

Cust ID: DRUMSTORAGE DRUMSTORAGE BLK BS

TAP RINSATE

RFW#: 001 002 91LV6062-MB1 91LV6062-MB2

Ethylbenzene

Xylenes (total)

1.0 U	1.0 U	1.0 U	1.0 U	94
1.0 U	1.0 U	1.0 U	1.0 U	94

U= Analyzed, not detected. J= Present below detection limit. B= Present in blank. NR= Not requested. NS= Not spiked
 % = Percent recovery. D= Diluted out. I= Interference. NA= Not Applicable. * = Outside of EPA CLP QC

0000000



WESTON-GULF COAST LABORATORIES, INC.
2417 Bond St., University Park, Illinois 60466
Phones: (708) 534-5200 (219) 885-7077 (815) 723-75

ANALYTICAL REPORT

To: GM-Coldwater Road
Roy F. Weston, Incorporated
3 Hawthorn Parkway, Suite 400
Vernon Hills, IL 60061

Date: Wednesday July 22nd, 1992

RE: East Sump Rinsate
Project # 3600-01-74-0023
Lab ID: 9207G774-001
Sample Date: 07/15/92
Date Received: 07/17/92

Attn: Mr. Gary Deigan

Inorganic Client Data Report

Parameters	Result	Units	Reporting Limit
Chromium, Total	0.22	mg/L	0.020
Mercury, Total	0.00020 u	mg/L	0.00020
Lead, Total	0.0088	mg/L	0.0020



WESTON-GULF COAST LABORATORIES, INC
2417 Bond St., University Park, Illinois 60466
Phones: (708) 534-5200 (219) 885-7077 (815) 723-1

ANALYTICAL REPORT

To: GM-Coldwater Road
Roy F. Weston, Incorporated
3 Hawthorn Parkway, Suite 400
Vernon Hills, IL 60061

Date: Wednesday July 22nd, 1992

RE: West Sump Rinsate
Project # 3600-01-74-0023
Lab ID: 9207G774-002
Sample Date: 07/15/92
Date Received: 07/17/92

Attn: Mr. Gary Deigan

Inorganic Client Data Report

Parameters	Result	Units	Reporting Limit
Chromium, Total	0.020	mg/L	0.020
Mercury, Total	0.00021	mg/L	0.00020
Lead, Total	0.019	mg/L	0.0020



WESTON GULF COAST LABORATORIES, INC.
2417 Bond St., University Park, Illinois 60466
Phones: (708) 534-5200 (219) 885-7077 (815) 723-7511

ANALYTICAL REPORT

To: GM-Coldwater Road
Roy F. Weston, Incorporated
3 Hawthorn Parkway, Suite 400
Vernon Hills, IL 60061

Date: Wednesday July 22nd, 1992

RE: 8" Pipe Rinsate
Project # 3600-01-74-0023
Lab ID: 9207G774-003
Sample Date: 07/15/92
Date Received: 07/17/92

Attn: Mr. Gary Deigan

Inorganic Client Data Report

Parameters	Result	Units	Reporting Limit
Chromium, Total	0.020	u mg/L	0.020
Mercury, Total	0.00020	u mg/L	0.00020
Lead, Total	0.014	mg/L	0.0020



ANALYTICAL REPORT

To: GM-Coldwater Road
Roy F. Weston, Incorporated
3 Hawthorn Parkway, Suite 400
Vernon Hills, IL 60061

Date: Wednesday July 22nd, 1992

RE: 4" Pipe Rinsate
Project # 3600-01-74-0023
Lab ID: 9207G774-004
Sample Date: 07/15/92
Date Received: 07/17/92

Attn: Mr. Gary Deigan

Inorganic Client Data Report

Parameters	Result	Units	Reporting Limit
Chromium, Total	0.020	u mg/L	0.020
Mercury, Total	0.00020	u mg/L	0.00020
Lead, Total	0.0025	mg/L	0.0020



WESTON GULF COAST LABORATORIES, INC
2417 Bond St., University Park, Illinois 60466
Phones: (708) 534-5200 (219) 885-7077 (815) 723 7500

ANALYTICAL REPORT

To: GM-Coldwater Road
Roy F. Weston, Incorporated
3 Hawthorn Parkway, Suite 400
Vernon Hills, IL 60061

Date: Wednesday July 22nd, 1992

RE: 3rd Sump Disc.Rinsate
Project # 3600-01-74-0023
Lab ID: 92076774-005
Sample Date: 07/15/92
Date Received: 07/17/92

Attn: Mr. Gary Deigan

Inorganic Client Data Report

Parameters	Result	Units	Reporting Limit
Chromium, Total	0.020	u mg/L	0.020
Mercury, Total	0.00020	u mg/L	0.00020
Lead, Total	0.0061	mg/L	0.0020



WESTON-GULF COAST LABORATORIES, INC
2417 Bond St., University Park, Illinois 60466
Phones: (708) 534-5200 (219) 885-7077 (815) 723-7

ANALYTICAL REPORT

To: GM-Coldwater Road
Roy F. Weston, Incorporated
3 Hawthorn Parkway, Suite 400
Vernon Hills, IL 60061

Date: Wednesday July 22nd, 1992

RE: Sump Pump Rinsate
Project # 3600-01-74-0023
Lab ID: 9207G774-006
Sample Date: 07/15/92
Date Received: 07/17/92

Attn: Mr. Gary Deigan

Inorganic Client Data Report

Parameters	Result	Units	Reporting Limit
Chromium, Total	0.020	u mg/L	0.020
Mercury, Total	0.00020	u mg/L	0.00020
Lead, Total	0.0087	mg/L	0.0020

Blank lined area for additional data or notes.



WESTON-GULF COAST LABORATORIES, INC
2417 Bond St., University Park, Illinois 60466
Phones: (708) 534-5200 (219) 885-7077 (815) 723-7511

ANALYTICAL REPORT

To: GM-Coldwater Road
Roy F. Weston, Incorporated
3 Hawthorn Parkway, Suite 400
Vernon Hills, IL 60061

Date: Wednesday July 22nd, 1992

Project # 3600-01-74-0023
Lab Batch: 92076774

Attn: Mr. Gary Deigan

Inorganic Method Blank Data Report

Sample	Lab ID	Parameter	Result	Units	Reporting Limit
Blank 1	92GI495-MB1	Chromium, Total	0.020 u	mg/L	0.020
		Lead, Total	0.050 u	mg/L	0.050
Blank 1	92HG268-MB1	Mercury, Total	0.00020 u	mg/L	0.00020
Blank 1	92GF291-MB1	Lead, Total	0.0020 u	mg/L	0.0020



WESTON GULF COAST LABORATORIES, INC.
2417 Bond St., University Park, Illinois 60466
Phones: (708) 534-5200 (219) 885-7077 (815) 723 7500

ANALYTICAL REPORT

To: 6M-Coldwater Road
Roy F. Weston, Incorporated
3 Hawthorn Parkway, Suite 400
Vernon Hills, IL 60061

Date: Wednesday July 22nd, 1992

Project # 3600-01-74-0023
Lab Batch: 9207G774

Attn: Mr. Gary Deigan

Inorganic Laboratory Control Standards Report

Lab ID	Parameter	Spiked Amount	Units	Spike #1 % Recov.	Spike #2 % Recov.	% Diff.
92GI495-LC1	Chromium, LCS	0.20	mg/L	103	98.0	5.0
	Lead, LCS	0.50	mg/L	100	98.2	2.1
92HG268-LC1	Mercury, LCS	0.0020	mg/L	102	98.8	3.7
92GF291-LC1	Lead, LCS	0.020	mg/L	108	118	8.0



ANALYTICAL REPORT

To: GM-Coldwater Road
Roy F. Weston, Incorporated
3 Hawthorn Parkway, Suite 400
Vernon Hills, IL 60061

Date: Tuesday July 21st, 1992

Attn: Mr. Gary Deigan

RE: East Sump Rinsate
Project # 3600-01-74-0023
Lab ID: 9207G774-001
Sample Date: 07/15/92
Date Received: 07/17/92
Units: UG/L

PURGEABLE HALOCARBONS BY GC, METHOD 601

Compound	Result	Reporting Limit	Flag
Chloromethane	BDL	0.18	U
Bromomethane	BDL	0.36	U
Vinyl Chloride	BDL	0.14	U
Chloroethane	BDL	0.12	U
Methylene Chloride	0.92	0.50	B
1,1-Dichloroethylene	BDL	0.080	U
1,1-Dichloroethane	BDL	0.080	U
Trans-1,2-Dichloroethylene	BDL	0.060	U
Chloroform	3.0	0.060	
1,2-Dichloroethane	BDL	0.20	U
1,1,1-Trichloroethane	BDL	0.080	U
Carbon Tetrachloride	BDL	0.060	U
Bromodichloromethane	3.6	0.080	
1,2-Dichloropropane	BDL	0.080	U
cis-1,3-Dichloropropylene	BDL	0.060	U
Trichloroethylene	BDL	0.060	U
Chlorodibromomethane	1.0	0.090	



ANALYTICAL REPORT

To: GM-Coldwater Road
Roy F. Weston, Incorporated
3 Hawthorn Parkway, Suite 400
Vernon Hills, IL 60061

Date: Tuesday July 21st, 1992

Attn: Mr. Gary Deigan

RE: East Sump Rinsate
Project # 3600-01-74-0023
Lab ID: 9207G774-001
Sample Date: 07/15/92
Date Received: 07/17/92
Units: UG/L

PURGEABLE HALOCARBONS BY GC, METHOD 601

Compound	Result	Reporting Limit	Flag
1,1,2-Trichloroethane	BDL	0.050	U
Trans-1,3-Dichloropropylene	BDL	0.080	U
Bromoform	BDL	0.17	U
Tetrachloroethylene	BDL	0.050	U
1,1,2,2-Tetrachloroethane	BDL	0.080	U
Chlorobenzene	BDL	0.11	U
1,3-Dichlorobenzene	BDL	0.10	U
1,2-Dichlorobenzene	BDL	0.090	U
1,4-Dichlorobenzene	BDL	2.0	U
2-Chloroethylvinylether	BDL	0.14	U
Dichlorodifluoromethane	BDL	0.52	U
Trichlorofluoromethane	BDL	0.50	U

ANALYTICAL REPORT

To: GM-Coldwater Road
Roy F. Weston, Incorporated
3 Hawthorn Parkway, Suite 400
Vernon Hills, IL 60061

Date: Tuesday July 21st, 1992

Attn: Mr. Gary Deigan

RE: West Sump Rinsate
Project # 3600-01-74-0023
Lab ID: 9207G774-002
Sample Date: 07/15/92
Date Received: 07/17/92
Units: UG/L

PURGEABLE HALOCARBONS BY GC, METHOD 601

Compound	Result	Reporting Limit	Flag
Chloromethane	BDL	0.18	U
Bromomethane	BDL	0.36	U
Vinyl Chloride	BDL	0.14	U
Chloroethane	BDL	0.12	U
Methylene Chloride	0.21	0.50	JB
1,1-Dichloroethylene	BDL	0.080	U
1,1-Dichloroethane	BDL	0.080	U
Trans-1,2-Dichloroethylene	BDL	0.060	U
Chloroform	1.4	0.060	
1,2-Dichloroethane	BDL	0.20	U
1,1,1-Trichloroethane	BDL	0.080	U
Carbon Tetrachloride	BDL	0.060	U
Bromodichloromethane	1.5	0.080	
1,2-Dichloropropane	BDL	0.080	U
cis-1,3-Dichloropropylene	BDL	0.060	U
Trichloroethylene	BDL	0.060	U
Chlorodibromomethane	BDL	0.090	U



ANALYTICAL REPORT

To: GM-Coldwater Road
Roy F. Weston, Incorporated
3 Hawthorn Parkway, Suite 400
Vernon Hills, IL 60061

Date: Tuesday July 21st, 1992

Attn: Mr. Gary Deigan

RE: 8" Pipe Rinsate
Project # 3600-01-74-0023
Lab ID: 92076774-003
Sample Date: 07/15/92
Date Received: 07/17/92
Units: UG/L

PURGEABLE HALOCARBONS BY GC, METHOD 601

Compound	Result	Reporting Limit	Flag
Chloromethane	BDL	0.18	U
Bromomethane	BDL	0.36	U
Vinyl Chloride	BDL	0.14	U
Chloroethane	BDL	0.12	U
Methylene Chloride	0.17	0.50	JB
1,1-Dichloroethylene	BDL	0.080	U
1,1-Dichloroethane	BDL	0.080	U
Trans-1,2-Dichloroethylene	BDL	0.060	U
Chloroform	1.7	0.060	
1,2-Dichloroethane	BDL	0.20	U
1,1,1-Trichloroethane	BDL	0.080	U
Carbon Tetrachloride	BDL	0.060	U
Bromodichloromethane	1.9	0.080	
1,2-Dichloropropane	BDL	0.080	U
cis-1,3-Dichloropropylene	BDL	0.060	U
Trichloroethylene	BDL	0.060	U
Chlorodibromomethane	0.61	0.090	



WESTON-GULF COAST LABORATORIES, INC
2417 Bond St., University Park, Illinois 60466
Phones: (708) 534-5200 (219) 885-7077 (815) 723-

ANALYTICAL REPORT

To: GM-Coldwater Road
Roy F. Weston, Incorporated
3 Hawthorn Parkway, Suite 400
Vernon Hills, IL 60061

Date: Tuesday July 21st, 1992

Attn: Mr. Gary Deigan

RE: 8" Pipe Rinsate
Project # 3600-01-74-0023
Lab ID: 9207G774-003
Sample Date: 07/15/92
Date Received: 07/17/92
Units: UG/L

PURGEABLE HALOCARBONS BY GC, METHOD 601

Compound	Result	Reporting Limit	Flag
1,1,2-Trichloroethane	BDL	0.050	U
Trans-1,3-Dichloropropylene	BDL	0.080	U
Bromoform	BDL	0.17	U
Tetrachloroethylene	BDL	0.050	U
1,1,2,2-Tetrachloroethane	BDL	0.080	U
Chlorobenzene	BDL	0.11	U
1,3-Dichlorobenzene	BDL	0.10	U
1,2-Dichlorobenzene	BDL	0.090	U
1,4-Dichlorobenzene	BDL	2.0	U
2-Chloroethylvinylether	BDL	0.14	U
Dichlorodifluoromethane	BDL	0.52	U
Trichlorofluoromethane	BDL	0.50	U



ANALYTICAL REPORT

To: GM-Coldwater Road
Roy F. Weston, Incorporated
3 Hawthorn Parkway, Suite 400
Vernon Hills, IL 60061

Date: Tuesday July 21st, 1992

Attn: Mr. Gary Deigan

RE: 4" Pipe Rinsate
Project # 3600-01-74-0023
Lab ID: 9207G774-004
Sample Date: 07/15/92
Date Received: 07/17/92
Units: UG/L

PURGEABLE HALOCARBONS BY GC, METHOD 601

Compound	Result	Reporting Limit	Flag
Chloromethane	BDL	0.18	U
Bromomethane	BDL	0.36	U
Vinyl Chloride	BDL	0.14	U
Chloroethane	BDL	0.12	U
Methylene Chloride	0.22	0.50	JB
1,1-Dichloroethylene	BDL	0.080	U
1,1-Dichloroethane	BDL	0.080	U
Trans-1,2-Dichloroethylene	BDL	0.060	U
Chloroform	E	0.060	
1,2-Dichloroethane	BDL	0.20	U
1,1,1-Trichloroethane	BDL	0.080	U
Carbon Tetrachloride	BDL	0.060	U
Bromodichloromethane	E	0.080	
1,2-Dichloropropane	BDL	0.080	U
cis-1,3-Dichloropropylene	BDL	0.060	U
Trichloroethylene	BDL	0.060	U
Chlorodibromomethane	2.1	0.090	



ANALYTICAL REPORT

To: GM-Coldwater Road
Roy F. Weston, Incorporated
3 Hawthorn Parkway, Suite 400
Vernon Hills, IL 60061

Date: Tuesday July 21st, 1992

RE: 3rd Sump Disc. Rinsate
Project # 3600-01-74-0023
Lab ID: 92076774-005
Sample Date: 07/15/92
Date Received: 07/17/92
Units: UG/L

Attn: Mr. Gary Deigan

PURGEABLE HALOCARBONS BY GC, METHOD 601

Compound	Result	Reporting Limit	Flag
Chloromethane	BDL	0.18	U
Bromomethane	BDL	0.36	U
Vinyl Chloride	BDL	0.14	U
Chloroethane	BDL	0.12	U
Methylene Chloride	0.22	0.50	JB
1,1-Dichloroethylene	BDL	0.080	U
1,1-Dichloroethane	BDL	0.080	U
Trans-1,2-Dichloroethylene	BDL	0.060	U
Chloroform	E	0.060	
1,2-Dichloroethane	BDL	0.20	U
1,1,1-Trichloroethane	BDL	0.080	U
Carbon Tetrachloride	BDL	0.060	U
Bromodichloromethane	E	0.080	
1,2-Dichloropropane	BDL	0.080	U
cis-1,3-Dichloropropylene	BDL	0.060	U
Trichloroethylene	BDL	0.060	U
Chlorodibromomethane	1.9	0.090	

ANALYTICAL REPORT

To: GM-Coldwater Road
Roy F. Weston, Incorporated
3 Hawthorn Parkway, Suite 400
Vernon Hills, IL 60061

Date: Tuesday July 21st, 1992

Attn: Mr. Gary Deigan

RE: Sump Pump Rinsate
Project # 3600-01-74-0023
Lab ID: 9207G774-006
Sample Date: 07/15/92
Date Received: 07/17/92
Units: UG/L

PURGEABLE HALOCARBONS BY GC, METHOD 601

Compound	Result	Reporting Limit	Flag
Chloromethane	BDL	0.18	U
Bromomethane	BDL	0.36	U
Vinyl Chloride	BDL	0.14	U
Chloroethane	BDL	0.12	U
Methylene Chloride	0.30	0.50	JB
1,1-Dichloroethylene	BDL	0.080	U
1,1-Dichloroethane	BDL	0.080	U
Trans-1,2-Dichloroethylene	BDL	0.060	U
Chloroform	2.7	0.060	
1,2-Dichloroethane	BDL	0.20	U
1,1,1-Trichloroethane	BDL	0.080	U
Carbon Tetrachloride	BDL	0.060	U
Bromodichloromethane	2.9	0.080	
1,2-Dichloropropane	BDL	0.080	U
cis-1,3-Dichloropropylene	BDL	0.060	U
Trichloroethylene	BDL	0.060	U
Chlorodibromomethane	0.94	0.090	

ANALYTICAL REPORT

To: GM-Coldwater Road
 Roy F. Weston, Incorporated
 3 Hawthorn Parkway, Suite 400
 Vernon Hills, IL 60061

Date: Tuesday July 21st, 1992

Attn: Mr. Gary Deigan

RE: Pad at Shed Rinsate
 Project # 3600-01-74-0023
 Lab ID: 9207G774-007
 Sample Date: 07/15/92
 Date Received: 07/17/92
 Units: UG/L

PURGEABLE HALOCARBONS BY GC, METHOD 601

Compound	Result	Reporting Limit	Flag
Chloromethane	BDL	0.18	U
Bromomethane	BDL	0.36	U
Vinyl Chloride	BDL	0.14	U
Chloroethane	BDL	0.12	U
Methylene Chloride	1.2	0.50	B
1,1-Dichloroethylene	BDL	0.080	U
1,1-Dichloroethane	BDL	0.080	U
Trans-1,2-Dichloroethylene	BDL	0.060	U
Chloroform	1.2	0.060	
1,2-Dichloroethane	BDL	0.20	U
1,1,1-Trichloroethane	0.28	0.080	
Carbon Tetrachloride	BDL	0.060	U
Bromodichloromethane	1.4	0.080	
1,2-Dichloropropane	BDL	0.080	U
cis-1,3-Dichloropropylene	BDL	0.060	U
Trichloroethylene	BDL	0.060	U
Chlorodibromomethane	BDL	0.090	U



ANALYTICAL REPORT

To: GM-Coldwater Road
Roy F. Weston, Incorporated
3 Hawthorn Parkway, Suite 400
Vernon Hills, IL 60061

Date: Tuesday July 21st, 1992

Attn: Mr. Gary Deigan

RE: Tap Water
Project # 3600-01-74-0023
Lab ID: 9207G774-008
Sample Date: 07/15/92
Date Received: 07/17/92
Units: UG/L

PURGEABLE HALOCARBONS BY GC, METHOD 601

Compound	Result	Reporting Limit	Flag
Chloromethane	BDL	0.18	U
Bromomethane	BDL	0.36	U
Vinyl Chloride	BDL	0.14	U
Chloroethane	BDL	0.12	U
Methylene Chloride	1.2	0.50	B
1,1-Dichloroethylene	BDL	0.080	U
1,1-Dichloroethane	BDL	0.080	U
Trans-1,2-Dichloroethylene	BDL	0.060	U
Chloroform	E	0.060	
1,2-Dichloroethane	BDL	0.20	U
1,1,1-Trichloroethane	BDL	0.080	U
Carbon Tetrachloride	BDL	0.060	U
Bromodichloromethane	5.7	0.080	
1,2-Dichloropropane	BDL	0.080	U
cis-1,3-Dichloropropylene	BDL	0.060	U
Trichloroethylene	BDL	0.060	U
Chlorodibromomethane	1.7	0.090	

WASTE PILE PAD ANALYTICAL RESULTS



WESTON GULF COAST LABORATORIES, INC
2417 Bond St., University Park, Illinois 60466
Phones: (708) 534-5200 (219) 885-7077 (815) 331-1111

ANALYTICAL REPORT

To: GM-Coldwater Road
Roy F. Weston, Incorporated
3 Hawthorn Parkway, Suite 400
Vernon Hills, IL 60061

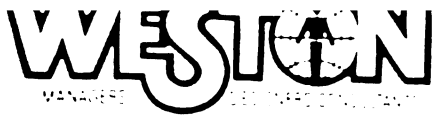
Date: Monday June 10th, 1991

RE: Waste Pile - Tap
Project # 3600-01-74-0023
Lab ID: 9105G099-001
Sample Date: 05/09/91
Date Received: 05/10/91

Attn: Mr. Gary Deigan

Inorganic Client Data Report

Parameters	Result	Units	Reporting Limit
Chromium, Total	0.020	u mg/L	0.020
Mercury, Total	0.00020	u mg/L	0.00020
Lead, Total	0.0036	mg/L	0.0020



WESTON-GULF COAST LABORATORIES, INC
2417 Bond St. University Park, Illinois 60466
Phones: (708) 534-5200 (219) 885-7077 (815) 711-1111

ANALYTICAL REPORT

To: GM-Coldwater Road
Roy F. Weston, Incorporated
3 Hawthorn Parkway, Suite 400
Vernon Hills, IL 60061

Date: Monday June 10th, 1991

Project # 3600-01-74-0023
Lab Batch: 9105G099

Attn: Mr. Gary Deigan

Inorganic Method Blank Data Report

Sample	Lab ID	Parameter	Result	Units	Reporting Limit
Blank 1	91G0484-MB1	Chromium, Total	0.020	u mg/L	0.020
Blank 1	91HG156-MB1	Mercury, Total	0.00020	u mg/L	0.00020
Blank 1	91G0485-MB1	Lead, Total	0.0020	u mg/L	0.0020



2417 Bond St., University Park, Illinois 60466

Phones: (708) 534-5200 (219) 885-7077 (815) 701-1111

ANALYTICAL REPORT

To: GM-Coldwater Road
Roy F. Weston, Incorporated
3 Hawthorn Parkway, Suite 400
Vernon Hills, IL 60061

Date: Monday June 10th, 1991

Project # 3600-01-74-0023
Lab Batch: 9105G099

Attn: Mr. Gary Deigan

Inorganic Laboratory Control Standards Report

Lab ID	Parameter	Spiked Amount	Units	Spike #1 % Recov.	Spike #2 % Recov.	% Diff.
91G0484-LC1	Chromium, LCS	1.0	mg/L	98.0	97.6	0.42
91HG156-LC1	Mercury, LCS	0.0020	mg/L	105	81.1	26.0
91G0485-LC1	Lead, LCS	0.020	mg/L	101	102	0.99

Roy F. Weston, Inc. - Lionville Laboratory
 Cust ID: WASTE PILE-T WASTE PILE-R BLK BS
 AP INSATE 002 91LV6063-MB1 91LV6063-MB2
 RFW#: 001 WATER WATER WATER
 Matrix: WATER 1.00 1.00 1.00
 D.F.: 1.00 UG/L UG/L UG/L
 Units: UG/L UG/L UG/L

Surrogate	aaa	135	%	132	%	98	%	125	%
Bromochloromethane		2.0	U	2.0	U	2.0	U	2.0	U
aaa Trifluorotoluene		2.0	U	2.0	U	2.0	U	2.0	U
Chloromethane		2.0	U	2.0	U	2.0	U	2.0	U
Bromomethane		2.0	U	2.0	U	2.0	U	2.0	U
Vinyl Chloride		2.0	U	2.0	U	2.0	U	2.0	U
Chloroethane		2.0	U	2.0	U	2.0	U	2.0	U
Methylene Chloride		26		27		4.0	U	4.0	U
Trichlorofluoromethane		3.5		3.8		2.0	U	2.0	U
1,1-Dichloroethene		1.0	U	1.0	U	1.0	U	1.0	U
1,1-Dichloroethane		1.0	U	1.0	U	1.0	U	1.0	U
Chloroform		20		8.7		1.0	U	1.0	U
Trans-1,2-Dichloroethene		1.0	U	1.0	U	1.0	U	1.11	%
1,1,1-Trichloroethane		1.0	U	1.0	U	1.0	U	1.15	%
Carbon Tetrachloride		1.0	U	1.0	U	1.0	U	1.0	U
1,2-Dichloropropane		1.0	U	1.0	U	1.0	U	1.0	U
Trichloroethene		1.0	U	1.0	U	1.0	U	1.0	U
Dibromochloromethane		1.0	U	1.0	U	1.0	U	1.0	U
1,1,2-Trichloroethane		4.4		1.0	U	1.0	U	1.0	U
2-chloroethylvinylether		1.0	U	1.0	U	1.0	U	1.0	U
Tetrachloroethene		1.0	U	1.0	U	1.0	U	1.0	U
Chlorobenzene		1.0	U	1.0	U	1.0	U	1.0	U
1,3-Dichlorobenzene		1.0	U	1.0	U	1.0	U	1.0	U
1,2-Dichlorobenzene		1.0	U	1.0	U	1.0	U	1.0	U
1,4-Dichlorobenzene		1.0	U	1.0	U	1.0	U	1.0	U
Bromoform		1.0	U	1.0	U	1.0	U	1.0	U
1,1,2,2-Tetrachloroethane		1.0	U	1.0	U	1.0	U	1.06	%
1,2-Dichloroethane		1.0	U	1.0	U	1.0	U	1.01	%
Bromodichloromethane		1.0	U	1.0	U	1.0	U	94	%
Trans-1,3-Dichloropropene		7.8		4.6		1.0	U	124	%
Cis-1,3-Dichloropropene		1.0	U	1.0	U	1.0	U	129	%
Benzene		1.0	U	1.0	U	1.0	U	113	%
Toluene		1.4		1.0		1.0	U	93	%
						1.0	U	94	%

* Outside of EPA CIP QC Limits.

RFW Batch Number: 91056099

Client: GM COLDWATER

Work Order: 3600-01-74-0023

Page: 1b

Cust ID: WASTE PILE-T WASTE PILE-R BLK BS

AP INSATE

RFW#: 001 002 91LV6063-MB1 91LV6063-MB2

Ethylbenzene
Xylenes (total)

1.0 U	1.0 U	1.0 U	94 %
1.0 U	1.0 U	1.0 U	94 %

U= Analyzed, not detected. J= Present below detection limit. B= Present in blank. NR= Not requested. NS= Not spiked.
 %= Percent recovery. D= Diluted out. I= Interference. NA= Not Applicable. *= Outside of EPA CLP QC