



STORM WATER POLLUTION PREVENTION PLAN

Site Location:

RACER - ELYRIA
1400 LOWELL STREET
ELYRIA, OHIO 44035

Prepared for:

RACER TRUST
1505 WOODWARD AVE, SUITE 200
DETROIT, MICHIGAN 48226

Prepared by:

**HALEY
ALDRICH**

6500 Rockside Road
Independence, OH 44135

January 2020

TABLE OF CONTENTS

1. GENERAL FACILITY INFORMATION	1
2. INTRODUCTION AND PLAN CERTIFICATION.....	2
2.1. Overview	2
2.2. Plan Certification.....	4
2.3. Annual Review	5
3. POLLUTION PREVENTION TEAM	6
4. POTENTIAL POLLUTANT SOURCES.....	7
4.1. General Site Description	7
4.2. Site Location Map	7
4.3. Site Layout and Current Drainage Features	7
4.4. Non-Storm Water Discharges	8
4.5. Inventory of Exposed Materials	8
4.6. Risk Identification	9
4.7. Spill and Leak History.....	9
4.8. Storm Water Sampling Data	9
4.9. Salt Storage	10
5. STORM WATER MANAGEMENT CONTROL MEASURES	11
5.1. Housekeeping Policies	11
5.2. Best Management Practices	11
5.3. Preventive Maintenance of Storm Water Management Devices	12
5.4. Spill Prevention and Response Procedures	13
5.5. Sediment and Erosion Control	13
5.6. Employee Training Policies	14
5.7. Recordkeeping Policies.....	14
6. INSPECTION AND REPORTING PROCEDURES.....	15
6.1. Benchmark Monitoring	15
6.2. Effluent Limitations Monitoring	17
6.3. Annual Comprehensive Site Compliance Evaluation	17
6.4. Annual Reporting Form	18
6.5. Routine Quarterly Facility Inspections	19
6.6. Quarterly Visual Monitoring.....	19
6.7. Corrective Action Procedures	20
PLAN REVISION HISTORY	21

TABLES

Table 1.1: General Facility Information

Table 3.1: Pollution Prevention Team

Table 4.5: Inventory of Exposed Materials

Table 4.6: Risk Evaluation Summary

Table 5.1: Good Housekeeping Practices

Table 5.3: Preventative Maintenance

Table 6.1: Subsector Benchmark Monitoring Requirements

Table 6.2: Hardness Dependent Benchmarks

Table 6.7: Plan Revision History

APPENDICES

Appendix A - Site Location Map (Figure 1)

Site Plan (Figure 2)

Appendix B - Stormwater Routine Facility Inspection Report

Appendix C - Annual Reporting Form

Appendix D - National Pollutant Discharge Elimination System (NPDES) General Permit

Appendix E - Notice of Intent (NOI)

Appendix F - Non-Storm Water Discharge Certification

Appendix G - Training Log

1. GENERAL FACILITY INFORMATION

Table 1.1 General Facility Information

Company (Owner/Operator):	RACER TRUST
Facility Name:	RACER - ELYRIA
Facility Mailing Address:	1505 Woodward Ave., Ste. 200, Detroit, MI 48226
Facility Street Address:	1400 Lowell Street, Elyria, OH 44035
Facility Phone:	See emergency contacts
Facility Location:	41.369655° N, - 82.134526° W
Emergency Contacts:	<p>Primary: Ban Aragona <u>Office</u> <u>Mobile</u> (734) 887.8410 (734) 619.9331</p> <p>Secondary: Pam Barnett <u>Office</u> <u>Mobile</u> (937) 751.8635</p>
SIC Code:	HZ (Hazardous Waste Treatment, Storage, or Disposal Facilities, including those that are operating under interim status of a permit under subtitle C of Resource Recovery and Conservation Act (RCRA))
Ohio Environmental Protection Agency (Ohio EPA) Permit Number:	3GR01893*BG – Issued on 9/13/2018, OHR000006 (Multi-Sector General Permit for Storm Water Discharges Associated with Industrial Activity)
Number of Storm Water Outfalls:	1 Outfall (001)
Receiving Waters:	Black River, approximately 1 mile to the east of the site

2. INTRODUCTION AND PLAN CERTIFICATION

2.1. Overview

On November 16, 1990, the National Pollutant Discharge Elimination System (NPDES) Permit Application Regulations for Storm Water Discharges were published in the Federal Register (55 FR 47990). These regulations were developed to comply with the 1987 revisions to the Clean Water Act, which added Section 402(p) to address storm water. They established the criteria for determining applicability and the procedures for preparing storm water permit applications.

One of the provisions of the regulations is the establishment of a general permitting system. The State of Ohio has been delegated permitting authority for storm water under the provisions of the regulations. The Ohio EPA issued the current Multi Sector Storm Water General Permit (OHR000006) on May 8, 2017, with an effective date of June 1, 2017. The Multi Sector General Permit (MSGP) is effective for five years and expires on May 31, 2022.

The RACER Trust operates a site at 1400 Lowell Street, in Elyria, OH (herein referred to as RACER - Elyria or the Site). RACER - Elyria consists of a facility and an RCRA landfill which was closed in 1988. Prior to functioning as a landfill, the Site previously operated as part of the General Motors (GM) Inland Fisher Guide Division Plant. The facility is subject to the NPDES permitting requirements for storm water discharges and Subsector K requirements for Hazardous Waste Treatment, Storage, or Disposal Facilities.

In 1988 the Site's RCRA treatment, storage, and disposal units were closed in accordance with Ohio EPA requirements. These closed units included three sludge dewatering surface impoundment units. In accordance with Ohio EPA approved closure plan, closure of the surface impoundment units was accomplished by removing hazardous wastes and contaminated soil and disposing of materials in an onsite landfill disposal unit. The landfill disposal unit was designed and constructed in accordance with Ohio EPA approved closure plans. Following receipt of surface impoundment closure, the landfill was capped and closed. The landfill disposal unit is located on an approximate 95-acre parcel of land that is owned by the RACER Trust, of which approximately 5 acres is the closed and covered landfill. The remainder of the site consists of concrete pads, grassland, wetlands, woodlands, and unpaved roads.

Current onsite activities include routine monitoring, closed-landfill maintenance, and landfill leachate collection. Leachate is collected from the landfill into sumps located at the perimeter base of the cell. Leachate is collected into the sumps via gravity flow of the internal drainage layer. Leachate is pumped directly from each of the sumps via vac truck, and then transported and disposed offsite as hazardous waste.

The facility qualifies for coverage under the provisions of these regulations because storm water from the property, which may be contaminated due to runoff, is discharged off-site via a conveyance to surface waters. The facility does not currently have any chemical or

material storage onsite. Exposures to stormwater from industrial materials are limited to the leachate transfer operations from the sumps.

One of the requirements of the general permit is the preparation and maintenance of a Storm Water Pollution Prevention Plan (SWPPP) prior to submittal of a Notice of Intent (NOI) for coverage under the NPDES General Permit for Stormwater Associated with Industrial Activities (Appendix D and E). This plan fulfills those requirements. The goal of the storm water program is to improve water quality by reducing the pollutants contained in storm water. The ideal vehicle for achieving this goal is to prevent those pollutants from reaching the storm water. At a minimum, this plan should be reviewed and updated on an annual basis.

The components of this plan include the following:

- the storm water pollution prevention team;
- a site activities assessment to identify pollutant sources;
- a site drainage map, incorporating site specific information on drainage patterns as well as potential pollutant source identification;
- an inventory of exposed materials;
- a spill and leak history;
- a summary of existing sampling data;
- a risk identification and summary of potential pollutant sources;
- a description of procedures and controls appropriate for the facility which include good housekeeping, preventive maintenance, spill prevention and response procedures, inspections, employee training, monitoring, recordkeeping and internal reporting procedures, sediment and erosion control, and management of storm water runoff; and,
- an annual comprehensive site compliance evaluation.

2.2 Plan Certification

To ensure that the SWPPP is developed and will be fully implemented, the General Permit requires the following certification be applied to all documents prepared for compliance with the Permit, including this Plan:

“I certify under penalty of law that this document and all attachments were prepared under my direction or supervision in accordance with a system designed to assure that qualified personnel properly gathered and evaluated the information submitted. Based on my inquiry of the person or persons who managed the system, or those persons directly responsible for gathering the information, the information submitted is, to the best of my knowledge and belief, true, accurate, and complete. I am aware that there are significant penalties for submitting false information, including the possibility of fine and imprisonment for knowing violations.”

Name: _____ Title: _____

Signed: _____ Date: _____

Any modifications to this plan will be attested to individually or as a complete revision of the plan by a similar certification. The above certification is made by a responsible corporate officer or duly designated representative as described under the provisions of the General Permit.

2.3. Annual Review

The Pollution Prevention Team (see Table 3.1 below) will annually review this plan for accuracy and effectiveness. The annual review will include a site inspection and SWPPP procedures review. The Annual Site Inspection Form can be found in Appendix C. This form must be maintained with the SWPPP but does not require submittal to Ohio EPA unless specifically requested. The SWPPP will be updated at this time to reflect any variations, personnel changes, spill occurrences, or modifications in the facility's operation that have occurred since the previous update and could impact the storm water quality.

SWPPP revisions must be made for any of the following reasons:

- If there are changes in Site contact(s);
- If the revision to the SWPPP is in response to a corrective action or inspection;
- If there are changes to the site or control measures that may significantly change the nature of pollutants present in stormwater discharge; or significantly increase the pollutant(s) levels, discharge frequency, discharge volume, or flow rate; and,
- If there are changes to the monitoring locations or outfalls.

If submission of any SWPPP revisions is required by Ohio EPA, RACER - Elyria will submit the revised pages of the SWPPP or site map to The Ohio EPA within 30 days of making such revisions. Any revisions to this plan should be noted in the Revision Log located in Section 6.7.

3. POLLUTION PREVENTION TEAM

The Pollution Prevention Team Leader will be responsible for assembling, with management approval, a team of as many individuals as may be required to successfully implement the provisions of this plan. This team is also responsible for the maintenance and revision of this plan and the structural and non-structural elements associated or required to fully implement this plan. The Pollution Prevention Team is also responsible for documenting significant spills/leaks, facility inspections, storm water training, etc. Management, by its approval of this plan, has empowered the Team Leader and the team to fulfill these responsibilities. Members of the Pollution Prevention Team as well as emergency contact information are included in Table 3.1 and should be updated whenever team members change, or when the duties of a member are amended.

The Team Leader is responsible for assuring that the annual comprehensive site compliance evaluation, as described in Section 6.3, is completed and all records are maintained in accordance with the provisions of this plan. The assembling of other personnel from the site staff to work on the Pollution Prevention Team is covered under the provision of this section. The following are the current members of the Pollution Prevention Team.

Table 3.1 Pollution Prevention Team

Name	Position	Phone Number
Pam Barnett	Responsible Official	(937) 751-8635
Ban Aragona	Project Manager/Team Leader	(734) 887-8410
Sam Partyka	Onsite Representative	(216) 706-1361
Jack Klingshirn	Onsite Representative	(216) 706-1335

Change of personnel on the Pollution Prevention Team, except for the Team Leader, is not a modification to the plan. If the Team Leader is to be changed, the certification signatory identified in Section 2.2 will be responsible for appointing a new Team Leader. That Team Leader will then be responsible for modifying this plan.

4. POTENTIAL POLLUTANT SOURCES

4.1. General Site Description

The RACER - Elyria closed landfill is designated with a SIC code of HZ (Hazardous Waste Treatment, Storage, or Disposal Facilities). The landfill was closed in 1988. The Site is located in Elyria, Ohio, in the southeast corner of Lorain County, south of Lowell Street. The Site is located in a heavily developed industrial area and is surrounded by commercial/industrial manufacturing. The Site location (Figure 1) and facility layout (Figure 2) are shown in Appendix A.

The Site is currently not routinely staffed. The northern portion of the Site is grass covered field, with a few remaining concrete pads from prior die storage at the former GM Inland Fisher facility. The closed landfill is located in the central portion of the site. The southern portion of the Site is wooded and covered in dense vegetation. Portions of the Site have been delineated as wetlands and are shown in Figure 2. The perimeter of the site is fenced.

During the former operations of the GM Inland Fisher facility electroplating was conducted onsite and the landfill portion of the site continues to manage electroplating wastes. Leachate from the landfill is managed as a hazardous waste. Property drainage is described in Section 4.3 below.

United States Geological Survey (USGS) maps were referenced for topographical information for the site area. The maps indicate a general southeasterly slope for the entire site, towards Black River. Based on the USGS maps, the facility is at an elevation of approximately 750 feet above mean sea level. The Site is represented on the local USGS topographic map is included on Figure 1.

4.2. Site Location Map

The Site Locus is attached with this plan (Figure 1). The Site is located within the city limits of Elyria, OH, Lorain County. The street address of the facility is 1400 Lowell Street, Elyria, OH. The facility is bordered by Lowell Street to the north.

4.3. Site Layout and Current Drainage Features

The Site Plan (Figure 2) illustrates three drainage areas, existing site drainage patterns, and discharge points. Storm water flow from these drainage areas is directed to Outfall 001 as indicated by the flow arrows on Figure 2. Drainage Area 1 is the only area where stormwater is received from active industrial activities. The drainage areas are described below:

- Drainage Area 1 – Storm water runoff from the northern grassy area drains to the southeast in general. Water follows ditches along the railroad tracks which leads to two inlets on a catch basin associated with the storm sewer piping for the western building. Storm water in the piping is then directed southeast off-site to

the Black River. Area 1 also consists of delineated wetlands, where storm water pools along the northern and eastern extents. Area 1 also receives storm water run-on which is potentially impacted by industrial activities from the adjacent property to the West.

- Drainage Area 2 – Storm water runoff from the landfill area in general drains away from the center of the landfill area to lined swales at each corner of the landfill. Water is then directed into swales and culverts which flow north to a ditch. Storm water is then carried east where it drains to the existing storm sewer piping, which is directed off-site toward the Black River via Outfall 001.
- Drainage Area 3 – This area is not impacted by industrial activity. Storm water runoff in the northeast area flows to drainage ditches along the northern and eastern extents of the Area. This storm water is then directed into the existing storm sewer piping, which is directed off site toward the Black River. Area 3 also consists of delineated wetlands, where storm water pools along a majority of Area 3.

Outfall 001 is located in the storm sewer drain on the eastern border of the property. All storm water drains to this location from the site. The Outfall eventually terminates at the West Branch of the Black River via smaller streams and tributaries. The Black River is located approximately one mile to the east of the subject Site. Neighboring sites to the west also contribute stormwater discharge to this outfall. Industrial activities are limited to Area 2 and therefore the sampling point to monitor for Outfall 001 has been established upstream of the outfall, and closer to the Area 2 drainage so that drainage from offsite locations is not included in the sampling and monitoring.

The Site Plan (Figure 2) also illustrates potential pollution-generating activities (e.g.; vehicle parking and roadways, leachate monitoring operations etc.). These features are discussed in later sections.

4.4. Non-Storm Water Discharges

This plan includes certification that the outfall covered by the Storm Water General Permit has been evaluated for the presence of non-storm water discharges. Appendix F includes a worksheet and instructions for completing a non-storm water discharge assessment. Documentation of non-storm water discharge assessments is maintained with this plan.

The following non-storm water discharges present at the site are authorized under the General Permit, provided the non-storm water component of the discharge is compliant with Part 2.1.2.10 of OHR000006:

- Fire hydrant flushing;
- Landscape watering provided all pesticides, herbicides, and fertilizer have been applied in accordance with the approved labeling;

4.5. Inventory of Exposed Materials

The following is an inventory of materials or chemicals that are used on-site that have the potential for contact with the storm water runoff through exposure to precipitation.

The inventory includes descriptions of significant materials that are handled, stored or disposed of:

Table 4.5 Inventory of Exposed Materials

Description of Exposed Significant Material	Period of Exposure	Method of Storage or Disposal	Risk of Discharge	Description of Material Management Practice
Unpaved and Paved Roadways	Current	NA	Low	Verify there are no spills or sheen in the area, clean up any fuel spills and no significant erosion of gravel roadways
Leachate Monitoring and Loading Areas	Current	NA	Low	Verify there are no spills or sheen in the area, clean up any fuel or leachate spills
Truck/Vehicle Parking Area	Current	NA	Low	Verify there are no spills or sheen in the area, clean up any fuel spills

4.6. Risk Identification

There are several areas of potential risk for contaminating storm water at this facility. This includes areas, activities and materials associated with loading, unloading and outdoor material handling and storage. Table 4.6 is used to identify these areas and select the most appropriate Best Management Practices (BMP) to prevent or control pollutants from these areas.

Table 4.6 Risk Evaluation Summary

Activity/Area	Description	Pollutant(s) of Concern	BMP
Roadways and parking areas	Paved and unpaved roadways and parking areas	Oil, grease, solids, garbage, floatable debris	Periodic maintenance and inspection to prevent garbage, waste and floatable debris from impacting stormwater
Leachate monitoring and Loading areas	Loading and monitoring collection areas	Metals, Oil, grease, solids, garbage, floatable debris	Periodic maintenance and inspection to prevent garbage, waste and floatable debris and leachate from impacting stormwater

4.7. Spill and Leak History

There have been no “significant spills and leaks” at the Site within the past three years. United States Environmental Protection Agency (U.S. EPA) has defined "significant spills" to include releases within a 24-hour period of hazardous substances in excess of reportable quantities under Section 311 of the Clean Water Act and Section 102 of the Comprehensive Environmental Response, Compensation, and Liability Act.

4.8. Storm Water Sampling Data

RACER - Elyria is covered by sector specific requirements for industrial activity (Subpart

K - Sector K – Hazardous Waste Treatment, Storage, or Disposal Facilities).
Procedures for performing these inspections are described in Section 6.5 below.

4.9. Salt Storage

There is no salt storage located at this facility.

DRAFT

5. STORM WATER MANAGEMENT CONTROL MEASURES

The importance of good management practices is recognized as a means to minimize waste and to promote accident and fire prevention and worker health and safety. Many of the management practices in place at the Site reflect BMPs under the Storm Water General Permit guidelines. This section of the plan identifies those practices that impact upon potential storm water contamination and indicates where common practices will be tailored specifically to prevent storm water pollution.

5.1. Housekeeping Policies

Good housekeeping is essential to maintaining an orderly and safe work environment. These practices, when extended to include potential sources of storm water contamination, also are the most effective first step toward pollution prevention by minimizing exposure of materials for contamination of the storm water.

Table 5.1 lists good housekeeping practices that are or will be implemented, a schedule for implementation and the person responsible.

Table 5.1 Good Housekeeping Practices

Area / Equipment	Task	Implementation Schedule	Responsible Person/Dept.
Roadways and Parking Areas	Inspect area for waste, garbage, floatable debris and/or dumpster or vehicle leakage and clean as necessary	Quarterly	PPT Leader or Qualified Delegate
Sampling and Leachate Transfer Areas	Inspect area for waste, uncontrolled leachate flows, failure or leaks from leach collection and treatment systems, garbage, floatable debris and/or dumpster or vehicle leakage and clean as necessary	Quarterly	PPT Leader or Qualified Delegate
Earth and Soil Moving or Storage Areas	Inspect areas for any floatable debris, garbage or impacts to storm water and clean or store as necessary	Quarterly	PPT Leader or Qualified Delegate

5.2. Best Management Practices

Additional control measures and BMPs involve requirements for minimizing exposure of operations and materials onsite to storm water by implementing the following practices whenever possible:

- use grading, berming, or curbing to prevent runoff of contaminated flows and divert run-on away from these areas;
- locate materials, equipment, and activities so that leaks are contained in existing containment and diversion systems (confine the storage of leaky or leak-prone vehicles and equipment awaiting maintenance to protected areas);
- clean up spills and leaks promptly using dry methods (e.g., absorbents) to

- prevent the discharge of pollutants;
- use drip pans and absorbents under or around leaky vehicles and equipment or store indoors where feasible;
- use spill/overflow protection equipment;
- drain fluids from equipment and vehicles prior to on-site storage or disposal; and
- perform all cleaning operations indoors, under cover, or in bermed areas that prevent runoff.

Additional BMPs and good housekeeping include the follow practices at the facility:

- orderly storage and proper labeling of materials stored onsite;
- prompt cleanup of any spilled liquids, including minor drips of oil or fuel;
- proper disposal of waste materials, such as used oils, oil filters, etc. from vehicle maintenance operations;
- regular inspections to evaluate industrial activities and BMPs employed at the facility;
- regular litter patrols to collect and properly dispose of any garbage/litter onsite; and
- proper maintenance of vehicles parked onsite.

5.3. Preventive Maintenance of Storm Water Management Devices

Preventive Maintenance involves the regular inspection, testing, and cleaning of facility equipment and operational systems. Preventative maintenance will help to uncover conditions that might lead to a release of materials. As a part of the preventive maintenance program, parameters listed in Section 6.1, below, will be routinely monitored. In addition, elements of leachate collection and treatment systems will be inspected routinely, as described in the Post Closure Care Plan (Haley & Aldrich, Inc, 2015). The site is typically inspected twice per month and routine stormwater inspections will be made quarterly as detailed in Section 6.

Table 5.3 contains some of the equipment and activities to be included in a preventive maintenance program.

Inspecting and monitoring equipment used on site is important in preventing problems that can lead to leaks or spills of potential contaminants for stormwater runoff. Additionally, inspecting and monitoring stormwater conveyance systems is important to ensure these systems (for example piping) are functioning properly.

Catch basins and manholes will be inspected monthly to see that they are free from sediment build-up or obstructions. Obstructions or excessive build-up will be removed. These inspections will be recorded on the inspection form located in Appendix B of this plan.

Any discovery of deficiencies that could allow significant materials to enter the storm system shall be recorded and corrected promptly.

Table 5.3 Preventive Maintenance and BMPs

Equipment/Activity	Task	Implementation Schedule	Responsible Person/Dept.
Outfalls, Manholes and Catch Basins	Inspect for integrity; should be clean and free of debris	Monthly	PPT Leader or Qualified Delegate
Landfill Slopes and Cap	Cap area is regularly mowed to prevent large plant growth penetrating the cap.	Annual	PPT Leader or Qualified Delegate
Landfill Slopes and Cap	Inspect integrity of erosion controls and slope stability	Monthly	PPT Leader or Qualified Delegate
Leachate Loading and Sampling Equipment	Inspect for integrity; should be clean and free of debris and leachate. Leachate loading is not performed during a storm even.	Monthly	PPT Leader or Qualified Delegate
Roadways and Parking Areas	Inspect for integrity; should be clean and free of debris, oil, or sheens.	Monthly	PPT Leader or Qualified Delegate

5.4. Spill Prevention and Response Procedures

Spills and leaks together are the largest industrial source of storm water pollution. Thus, this SWPPP specifies equipment and procedures necessary for cleaning up spills and preventing the spilled material from being discharged.

RACER - Elyria does not currently maintain a spill kit onsite near the leachate collection area where sampling is conducted. Waste hauling trucks are equipped with spill kits to address any spills or releases resulting from the removal of leachate.

5.5. Sediment and Erosion Control

Areas 1 and 3 of the facility are approximately 5% covered by concrete or impervious surfaces. Area 1 consists of grassy fields and wetlands, covered in brush. Area 3 consists of wooded areas. Additionally, the grade at the site is relatively flat resulting in minimal erosion. Therefore, there are no significant areas where soil erosion would occur from runoff. Storm water catch basins, culverts and swales are inspected for erosion and repaired/stabilized as necessary.

The landfill in Area 2 manages erosion through the Post Closure Care Plan. The landfill is routinely inspected after storm events for erosion, slope integrity, sediment buildup, and the stability of other control measures used at the site including drainage swales and culverts. Cap repairs are conducted in accordance with the Post Closure Care Plan.

There are no specific areas on the site that currently have a high potential for significant soil erosion. Erosion and sedimentation should be reviewed annually.

5.6. Employee Training Policies

Annual training will be provided to all employees who work in areas where industrial materials or activities are exposed to storm water, or who are responsible for implementing activities necessary to meet the conditions of the General Storm Water Permit (e.g., inspectors, maintenance personnel), including all members of the Pollution Prevention Team. Training shall cover the specific control measures used to achieve the conditions of this plan, as well as the monitoring, inspection, planning, reporting, and documentation requirements (Appendix G).

At the initial implementation of the plan, all affected employees will be informed of its provisions and goals.

5.7. Recordkeeping Policies

The Pollution Prevention Team Leader is responsible for maintaining and modifying this plan as required by changes in facility operation, design, construction, maintenance, condition, or structure and applicable storm water regulations. A copy of the most recent SWPPP will be maintained in the file by the Pollution Prevention Team Leader (including any modifications made during the term of the permit). Additional documentation requirements pursuant to Part 5.4 of the General Permit (including documentation related to corrective actions), all reports and certifications required by this permit, monitoring data, and records of all data used to complete the NOI to be covered by this permit, will also be maintained in the file. These documents and data will be maintained for a period of at least 3 years from the date that coverage under this permit expires or is terminated.

Completed Inspection Forms will be maintained by the Pollution Prevention Team Leader as a part of this plan. The periodic (quarterly) site inspections, the quarterly visual assessments of storm water and the annual compliance evaluation are all included in the Inspection Form found in Appendix B of this plan. Additionally, the Annual Reporting Form found in Appendix C shall be completed annually. All reports will be maintained for a period of at least 3 years from the date that your coverage under this permit expires or is terminated.

No files or reports maintained under this plan are to supersede reports required by other environmental regulations such as the Clean Water Act, the Comprehensive Environmental Response, Compensation and Liability Act, Emergency Planning and Community Right-to-Know Act, or the RCRA.

6. INSPECTION AND REPORTING PROCEDURES

6.1. Benchmark Monitoring

General Permit OHR000006, Part 8 – Sector-Specific Requirements for Industrial Activity - Subpart K – Sector K – Hazardous Waste Treatment, Storage, or Disposal Facilities (8.K.) requires the facility to collect samples from outfalls for benchmark monitoring. Benchmark monitoring samples are to be taken from all outfalls in accordance with Section 6.2.1 of the General Permit which requires it be performed in accordance with the provisions of any applicable industrial sector.

Outfall 001 shall be monitored for the following benchmark parameters. The corresponding benchmark concentrations are also provided per Section 8.K.5 of the General Permit.

<u>Parameter</u>	<u>Benchmark Monitoring Concentration</u>
Ammonia	3.1 mg/L
Total Magnesium	0.064 mg/L
Chemical Oxygen Demand	120 mg/L
Total Arsenic	0.34 mg/L
Total Cadmium	Hardness Dependent
Total Cyanide	0.022 mg/ L
Total Lead	Hardness Dependent
Total Mercury	0.0017 mg/ L
Total Selenium	0.005 mg/L
Total Silver	Hardness Dependent

The benchmark values of some metals are dependent on water hardness. For these parameters, permittees shall determine the hardness of the receiving water (see Appendix J of the General Permit, "Calculating Hardness in

Receiving Waters for Hardness Dependent Metals," for methodology), in accordance with Part 6.2.1.1, to identify the applicable 'hardness range' for determining their benchmark value applicable to their facility.

The ranges occur in 25 mg/L increments. Hardness Dependent Benchmarks follow in the table below:

Water Hardness Range (mg/L)	Cadmium (mg/L)	Lead (mg/L)	Silver (mg/L)
0-25	0.009	0.021	0.0001
25-50	0.0015	0.035	0.0003
50-75	0.0027	0.067	0.007
75-100	0.0039	0.103	0.0013
100-125	0.0052	0.142	0.0020
125-150	0.0065	0.184	0.0028
150-175	0.0078	0.227	0.0037
175-200	0.0092	0.272	0.0047
200-225	0.0106	0.320	0.0058
225-250	0.0120	0.368	0.0071
250-275	0.0134	0.418	0.0084

Water Hardness Range (mg/L)	Cadmium (mg/L)	Lead (mg/L)	Silver (mg/L)
275-300	0.0149	0.470	0.0098
300-325	0.0163	0.522	0.0113
325-350	0.0178	0.576	0.0129
350-375	0.0193	0.631	0.0146
375-400	0.0208	0.687	0.0164
400+	0.0216	0.715	0.0173

The receiving water hardness was found to be 180mg/L as CaCO₃ per published USGS data. The corresponding cadmium, lead, and silver benchmark monitoring concentrations are 0.0092, 0.272, and 0.0047 mg/L accordingly.

The benchmark concentration is not an effluent limitation; a benchmark exceedance is not a permit violation. During the first 12 quarterly monitoring periods (years 1 through 3) of this permit, the facility shall select a total of 4 quarterly monitoring periods to perform benchmark monitoring. Over this 3-year period, one benchmark sampling event shall be taken during each of the 4 quarterly monitoring periods (January-March, April-June, July-September, and October-December). During year 4 of this permit, the 4 monitoring values shall be averaged and compared to the benchmark concentrations.

All benchmark monitoring data must be submitted to Ohio EPA within 30 days of receiving results from the laboratory. Results will be submitted using Ohio EPA's online electronic discharge monitoring report system (eDMR).

Based on the average of the benchmark monitoring results, if the monitoring values exceed the benchmark, the following will be completed in year 4 of the permit:

- Review the selection, design, installation, and implementation of the control measures to determine if modifications are necessary to meet the control measures/ BMPs required by the permit; or
- Make a determination that no further pollutant reductions are technologically available and economically practicable and achievable in light of best industry practice to meet the control measures/BMPs. The rationale for concluding that no further pollutant reductions are achievable must be documented and retained with the SWPPP records. Ohio EPA will also be notified of this determination in the next benchmark monitoring report.

Monitoring must be performed during a storm event which results in an actual discharge from the site (measurable storm event) that follows the preceding measurable storm event by at least 72 hours (3 days). The 72-hour (3-day) storm interval does not apply if you are able to document that less than a 72-hour (3-day) interval is representative for local storm events during the sampling period. In the case of snowmelt, the monitoring shall be performed at a time when a measurable discharge occurs at your site. For each monitoring event, except snowmelt monitoring, you shall identify the date and duration (in hours) of the rainfall event, rainfall total (in inches) for that rainfall event, and

time (in days) since the previous measurable storm event. For snowmelt monitoring, you shall identify the date of the sampling event.

A measurable storm event is one that is greater than one tenth of an inch (0.1 inch) of rainfall and that occurs at least 72 hours after the previously measurable storm event. The facility will use a simple rain gauge, or local weather affiliate to determine a measurable storm event.

Grab samples will be collected within the first 30 minutes (or as soon thereafter as practical, but not to exceed one hour) of when the runoff or snowmelt begins discharging from the facility during a measurable storm event. Grab samples from a pipe can be directly obtained from the discharge point of the pipe into a bottle as long as it is prior to the receiving water body. If stormwater is discharged via a drainage ditch or vegetated swale, the grab sample must be taken from a consistently flowing part of the ditch / swale. If the ditch / swale is too small or shallow, install a barrier device in the channel or deepen a small area so that a sample can be placed directly into the bottles. Allow sufficient time to pass after disturbing the bottom so that any solids stirred up do not contaminate the sample.

6.2. Effluent Limitations Monitoring

Section 6.2.2 of the General Permit specifies that Effluent Limitations Monitoring be performed in accordance with the requirements of Table 6-1 of the General Permit. Note: activities at the RACER - Elyria facility are not applicable to the provisions of Table 6-1 of the General Permit. Consequently, no effluent limitation storm water sampling is necessary.

6.3. Annual Comprehensive Site Compliance Evaluation

Annually, the RACER - Elyria facility shall conduct a comprehensive site compliance evaluation. The comprehensive site compliance evaluation shall be conducted by qualified personnel and at least one member of the storm water pollution prevention team. This inspection shall be comprised of the following activities:

- Sampling and monitoring areas, paved and unpaved roadways and parking areas identified in Sections 4 and 5 of this plan as potential pollutant sources shall be visually inspected for evidence of, or the potential for, pollutants entering the drainage system (any industrial materials or activities which are exposed to storm water).
- Industrial materials include residues, or trash that may have or could come into contact with storm water; leaks or spills from vehicles and sampling areas; offsite tracking of industrial or waste materials, or sediment where vehicles enter or exit the site; tracking or blowing of raw, final, or waste materials from areas of no exposure to exposed areas.
- Structural storm water management and control measures (replacement, maintenance and repair), sediment and control measures and other structural pollution prevention measures identified in Sections 4 and 5 of this plan shall be observed to insure that they are operating correctly.

- Equipment or systems required to implement this plan, such as items identified in Sections 4 and 5, shall be visually inspected for completeness and accuracy.

Following the inspection, a report shall be prepared which itemizes the scope of the inspection, personnel making the inspection, the date(s) of the inspection, major observations relating to the implementation of the storm water pollution prevention plan, and actions taken to correct any deficiencies or changes noted. The inspection report shall be signed by Pollution Prevention Team Leader as the designated representative of the certification signatory identified in Section 2. Each report shall contain the same certification as shown in Section 2.

This annual comprehensive site inspection may also be used as one of the routine quarterly inspections at described in Section 6.5, as long as all components of both types of inspections are included. The documentation from this annual comprehensive site compliance evaluation shall be maintained onsite with the SWPPP for the effective duration of the facility General NPDES Permit.

The findings and documentation from this annual comprehensive site compliance evaluation also need to be included with the Annual Reporting Form completed (see Appendix C) as described in Section 6.4. This form is required to be maintained for no less than three years.

6.4. Annual Reporting Form

The findings and documentation from the annual comprehensive site compliance evaluation also need to be included in the Annual Reporting Form (see Appendix C).

The following elements and observations should be included in the Annual Reporting Form if observed during the annual comprehensive site compliance evaluation:

Any observations relating to the implementation of control measures:

- any previously unidentified discharges from the site;
- any previously unidentified pollutants in existing discharges;
- any evidence of, or the potential for, pollutants entering the drainage system;
- any evidence of pollutants discharging to receiving waters at all facility outfall(s), and the condition of and around the outfall, including flow dissipation measures to prevent scouring, and;
- any additional control measures needed to address any conditions requiring corrective action identified during the inspection.

Any required revisions to the SWPPP resulting from the inspection;
Any incidents of noncompliance observed or a certification stating the facility is in compliance with this permit (if there is no noncompliance); and a statement signed and certified in accordance with Appendix B, Subsection 11 of the permit.

The Annual Reporting Form must be completed and maintained with the SWPPP.

6.5. Routine Quarterly Facility Inspections

In addition to the annual comprehensive site compliance evaluation described above, quarterly site inspections are also required by the permit. These inspections shall document the proper operation of the equipment and all storm water controls. A set of tracking or follow-up procedures shall be used to verify that appropriate actions are taken in response to the inspections. Records of all inspections shall be signed and maintained on-site. Routine quarterly inspections shall include the following:

- Inspection date and time;
- Name(s) and signature(s) of the inspector(s);
- Weather information and a description of any discharges occurring at the time of the inspection;
- Previously unidentified discharges of pollutants from the site;
- Control measures needing maintenance or repairs;
- Failed control measures that need replacement;
- Incidents of noncompliance observed; and
- Additional control measures needed to comply with the permit requirements.

Routine Inspection Forms can be found in Appendix B. The site is inactive and unstaffed. The site is typically visited monthly; during that monthly visit the staff will make note of potential stormwater issues that require attention in addition to the quarterly inspections.

6.6. Quarterly Visual Monitoring

A visual examination of storm water discharge is performed quarterly. The examination is made during daylight hours in a well-lit area. Storm water samples are collected within 30 minutes of a storm event resulting in a discharge, and which occurred at least 72 hours after the previous qualifying storm event. Visual observations of the following conditions are made and documented:

- color
- odor
- clarity
- floating solids
- settled solids
- suspended solids
- foam
- oil sheen; and
- any other obvious signs of storm water pollution

Visual observations are to be performed by the same observer, where possible. Observation records are signed and certified by the observer. Records of past inspections are maintained on site for at least three years. The Visual Monitoring Form is found in Appendix B.

6.7. Corrective Action Procedures

Based on the results of the inspections, a list of deficiencies or changes from the existing pollution prevention plan shall be developed. A plan for responding to deficiencies will be developed in a timely manner. The Pollution Prevention Team Leader shall be responsible for revising the plan within two weeks of the inspection to reflect the results of the inspection. Implementation of such changes shall be completed in a timely manner, but in no case more that twelve weeks after the inspection.

DRAFT

PLAN REVISION HISTORY

This SWPPP is required to be modified and updated, as necessary, in response to corrective actions. If there is a need to modify the SWPPP in response to corrective actions, then the certification statement in Section 2.2 of this SWPPP must be re-signed.

For any other SWPPP modification, the following log includes a description of the modification, the name of the person making it, and the date and signature of that person.

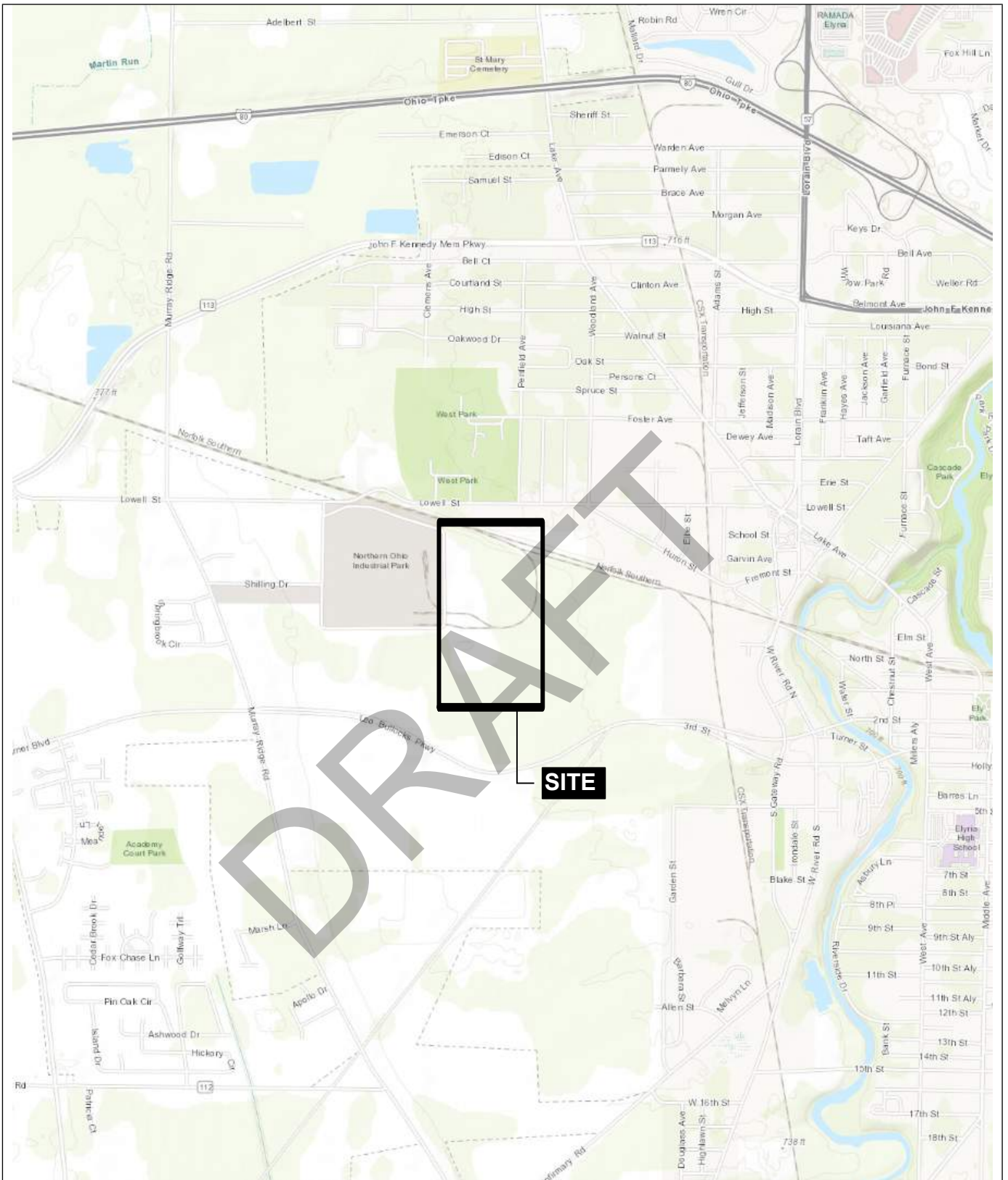
Table 6.7 Plan Revision History

Amend. No.	Description of the Amendment	Date of Amendment	Amendment Prepared by [Name(s) and Title]
1			
2			
3			
4			
5			
6			
7			
8			
9			
10			
11			

APPENDIX A

Figure 1 - Site Locus Map
Figure 2 - Site Plan

DRAFT



MAP SOURCE: ESRI

SITE COORDINATES: 41°22'18"N, 82°7'57"W



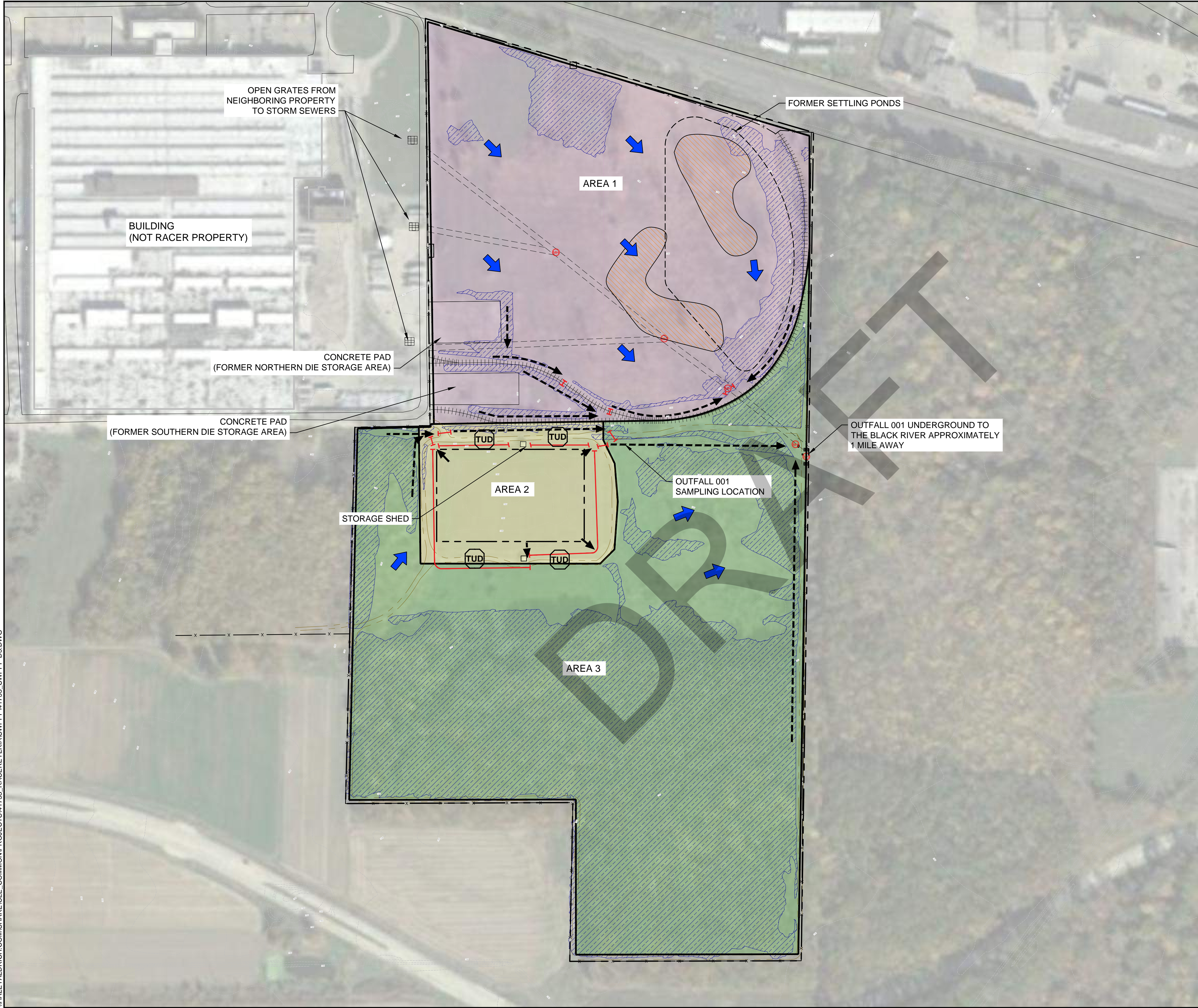
**HALEY
ALDRICH**

RACER ELYRIA
1400 LOWELL STREET
ELYRIA, OHIO

PROJECT LOCUS

APPROXIMATE SCALE: 1 IN = 2000 FT
DECEMBER 2019

FIGURE 1

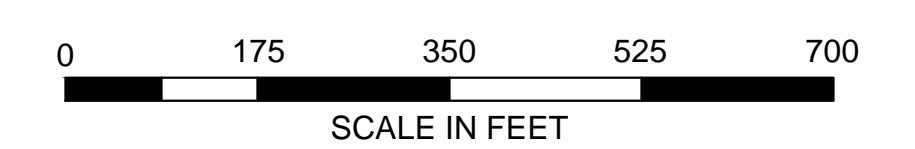
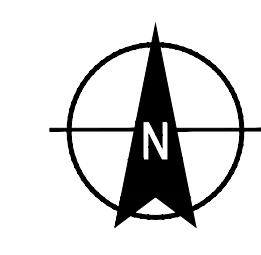


LEGEND

- PROPERTY LINE
- x - FENCING
- - - STORM SEWER
- GRAVEL ROAD
- + + + RAILROAD
- ➡ STORM WATER FLOW
- |— CULVERT
- - - SWALE/DITCH
- Ⓣ VAC TRUCK LOADING POSITION
- Ⓜ MAN HOLE
- ▨ DELINEATED WETLANDS
- ▨ CONTAMINATED SURFACE SOILS
- DRAINAGE AREA 1
- DRAINAGE AREA 2
- DRAINAGE AREA 3 - NOT IMPACTED BY INDUSTRIAL ACTIVITY

NOTES

1. EXISTING SITE TOPOGRAPHY BASED ON WESTERVILLE LAND SURVEY AT SHOWN EXPLORATIONS AND SURVEY LOCATIONS ON 22 JULY 2016.
2. AREA 2 CONTAINS THE CLOSED LANDFILL.
3. AREA 3 IS NOT IMPACTED BY INDUSTRIAL ACTIVITY.



RACER TRUST ELYRIA SWPPP
 1400 LOWELL ST, ELYRIA, OH 44025

SWPPP SITE PLAN

SCALE: AS SHOWN
 JANUARY 2020

FIGURE 2

DRAFT

APPENDIX B

STORMWATER ROUTINE FACILITY INSPECTION REPORT

	Area/Activity	Inspected?	Controls Adequate (appropriate, effective, and operating)?	Corrective Action Needed and Notes
8	Drainage Area 2* - Landfill Drainage Swales/Erosion Controls	<input type="checkbox"/> Yes <input type="checkbox"/> No <input type="checkbox"/> N/A	<input type="checkbox"/> Yes <input type="checkbox"/> No	
9	Drainage Area *3 – Drainage Swales	<input type="checkbox"/> Yes <input type="checkbox"/> No <input type="checkbox"/> N/A	<input type="checkbox"/> Yes <input type="checkbox"/> No	

*See Site Plan (Figure 2) of the Stormwater Pollution Prevention Plan (February 2020)

Non-Compliance

Describe any incidents of non-compliance observed and not described above:

DRAFT

Additional Control Measures

Describe any additional control measures needed to comply with the permit requirements:

Notes

Use this space for any additional notes or observations from the inspection:

CERTIFICATION STATEMENT

"I certify under penalty of law that this document and all attachments were prepared under my direction or supervision in accordance with a system designed to assure that qualified personnel properly gathered and evaluated the information submitted. Based on my inquiry of the person or persons who manage the system, or those persons directly responsible for gathering the information, the information submitted is, to the best of my knowledge and belief, true, accurate, and complete. I am aware that there are significant penalties for submitting false information, including the possibility of fine and imprisonment for knowing violations."

Print name and title: _____

Signature: _____ **Date:** _____

DRAFT

Visual Assessment Form

(Complete a separate form for each outfall you assess)

Name of Facility: **Racer Trust – Elyria, OH** NPDES Tracking No.: **3GR01893*BG**

Outfall Name: 001 "Substantially Identical Outfall"? Yes No

Location Sample Collected:

Person(s)/Title(s) collecting sample:

Person(s)/Title(s) examining sample:

Date & Time Discharge Began:

Date & Time Sample Collected:

Date & Time Sample Examined:

If not within 30 minutes of start of rain event, explain:

Substitute Sample? No Yes (identify quarter/year when sample was originally scheduled to be collected):

Nature of Discharge: Rainfall Snowmelt

If rainfall: Rainfall Amount: ___ inches Duration of Storm Event: _____
Previous Storm Ended > 72 hours Yes No* (explain): _____
Date of Previous Storm Event: _____

Parameter

Color: None Other (describe): _____

Odor: None Musty Sewage Sulfur Sour Petroleum/Gas
 Solvents Other (describe): _____

Clarity: Clear Slightly Cloudy Cloudy Opaque Other

Floating Solids No Yes (describe): _____

Settled Solids** No Yes (describe): _____

Suspended Solids No Yes (describe): _____

Foam (gently shake sample) No Yes (describe): _____

Oil Sheen None Flecks Globs Sheen Slick Other (describe): _____

Other Obvious Indicators of Stormwater Pollution No Yes (describe): _____

* The 72-hour interval can be waived when the previous storm did not yield a measurable discharge or if you are able to document (attach applicable documentation) that less than a 72-hour interval is representative of local storm events during the sampling period.

** Observe for settled solids after allowing the sample to sit for approximately one-half hour.

Detail any concerns, additional comments, descriptions of pictures taken, and any corrective actions taken below (attach additional sheets as necessary).

If no measurable flow is observed, please note here.

Certification by Facility Responsible Official (Refer to MSGP Subpart 11 Appendix B for Signatory Requirements)

I certify under penalty of law that this document and all attachments were prepared under my direction or supervision in accordance with a system designed to assure that qualified personnel properly gathered and evaluated the information submitted. Based on my inquiry of the person or persons who manage the system, or those persons directly responsible for gathering the information, the information submitted is, to the best of my knowledge and belief, true, accurate, and complete. I am aware that there are significant penalties for submitting false information, including the possibility of fine and imprisonment for knowing violations.

A. Name:

B. Title:

C. Signature:

D. Date Signed:

DRAFT

APPENDIX C

ANNUAL REPORTING FORM

--	--	--	--	--	--	--	--	--	--	--	--	--	--	--	--	--	--	--	--



Annual Reporting Form

A. GENERAL INFORMATION

1. Facility Name:

2. NPDES Permit Tracking No.:

3. Facility Physical Address:

a. Street:

b. City: c. State: d. Zip Code: -

4. Lead Inspectors Name: Title:

Additional Inspectors Name(s):

5. Contact Person: Title:

Phone: - - Ext. E-mail:

6. Inspection Date: / /

B. GENERAL INSPECTION FINDINGS

1. As part of this comprehensive site inspection, did you inspect all potential pollutant sources, including areas where industrial activity may be exposed to stormwater?

YES NO

If NO, describe why not:

NOTE: Complete Section C of this form for each industrial activity area inspected and included in your SWPPP or as newly identified in B.2 or B.3 below where pollutants may be exposed to stormwater.

2. Did this inspection identify any stormwater or non-stormwater outfalls not previously identified in your SWPPP? YES NO

If YES, for each location, describe the sources of those stormwater and non-stormwater discharges and any associated control measures in place:

--	--	--	--	--	--	--	--	--	--	--	--	--	--	--	--	--	--	--	--

3. Did this inspection identify any sources of stormwater or non-stormwater discharges not previously identified in your SWPPP? YES NO

If YES, describe these sources of stormwater or non-stormwater pollutants expected to be present in these discharges, and any control measures in place:

4. Did you review stormwater monitoring data as part of this inspection to identify potential pollutant hot spots? YES NO NA, no monitoring performed

If YES, summarize the findings of that review and describe any additional inspection activities resulting from this review:

5. Describe any evidence of pollutants entering the drainage system or discharging to surface waters, and the condition of and around outfalls, including flow dissipation measures to prevent scouring:

6. Have you taken or do you plan to take any corrective actions, as specified in Part 3 of the permit, since your last annual report submission (or since you received authorization to discharge under this permit if this is your first annual report), including any corrective actions identified as a result of this annual comprehensive site inspection?

YES NO

If YES, how many conditions requiring review for correction action as specified in Parts 3.1 and 3.2 were addressed by these corrective actions?

--	--	--

NOTE: Complete the attached Corrective Action Form (Section D) for each condition identified, including any conditions identified as a result of this comprehensive stormwater inspection.

--	--	--	--	--	--	--	--	--	--	--	--	--	--	--	--	--	--	--	--

D. CORRECTIVE ACTIONS

Complete this page for each specific condition requiring a corrective action or a review determining that no corrective action is needed. Copy this page for additional corrective actions or reviews.

Include both corrective actions that have been initiated or completed since the last annual report, and future corrective actions needed to address problems identified in this comprehensive stormwater inspection. Include an update on any outstanding corrective actions that had not been completed at the time of your previous annual report.

1. Corrective Action # of for this reporting period.

2. Is this corrective action:

- An update on a corrective action from a previous annual report; or
- A new corrective action?

3. Identify the condition(s) triggering the need for this review:

- Unauthorized release or discharge
- Numeric effluent limitation exceedance
- Control measures inadequate to meet applicable water quality standards
- Control measures inadequate to meet non-numeric effluent limitations
- Control measures not properly operated or maintained
- Change in facility operations necessitated change in control measures
- Average benchmark value exceedance
- Other (describe): _____

4. Briefly describe the nature of the problem identified:

5. Date problem identified: / /

6. How problem was identified:

- Comprehensive site inspection
- Quarterly visual assessment
- Routine facility inspection
- Benchmark monitoring
- Notification by EPA or State or local authorities
- Other (describe): _____

7. Description of corrective action(s) taken or to be taken to eliminate or further investigate the problem (e.g., describe modifications or repairs to control measures, analyses to be conducted, etc.) or if no modifications are needed, basis for that determination:

8. Did/will this corrective action require modification of your SWPPP? YES NO

9. Date corrective action initiated: / /

10. Date correction action completed: / / or expected to be completed: / /

11. If corrective action not yet completed, provide the status of corrective action at the time of the comprehensive site inspection and describe any remaining steps (including timeframes associated with each step) necessary to complete corrective action:

APPENDIX D

OHIO EPA STORM WATER GENERAL PERMIT # OHR000006

Effective Date: 09/13/2018
Expiration Date: 05/31/2022

Issuance Date: May 8, 2017
Effective Date: June 1, 2017
Expiration Date: May 31, 2022

OHIO ENVIRONMENTAL PROTECTION AGENCY

Ohio EPA MAY 8 2017
Entered Directors Journal

**AUTHORIZATION TO DISCHARGE STORM WATER
ASSOCIATED WITH INDUSTRIAL ACTIVITY UNDER THE
NATIONAL POLLUTANT DISCHARGE ELIMINATION SYSTEM****MULTI-SECTOR GENERAL PERMIT**

In compliance with the provisions of the Federal Water Pollution Control Act, as amended (33 U.S.C. 1251 et. seq., hereafter referred to as "the Act"), and the Ohio Water Pollution Control Act (Ohio Revised Code Chapter 6111), discharges of storm water from industrial facilities, as defined in Part 1.1.1 of this permit, are authorized by the Ohio Environmental Protection Agency, hereafter referred to as "Ohio EPA," to discharge from the sites and to the receiving surface waters of the State identified in the applicant's Notice of Intent (NOI) on file with Ohio EPA in accordance with the conditions specified in Parts 1 through 8 of this permit. The Appendices contain additional permit conditions that apply to all operators covered under this permit.

It has been determined that a lowering of water quality of various waters of the State associated with granting coverage under this permit is necessary to accommodate important social and economic development in the state of Ohio. In accordance with OAC 3745-1-05, this decision was reached only after examining a series of technical alternatives, reviewing social and economic issues related to the degradation, and considering all public and intergovernmental comments received concerning the proposal.

Permit coverage is conditioned upon payment of applicable fees, submittal of a complete Notice of Intent, and receipt of written approval of coverage from the Director of Ohio EPA in accordance with Ohio Administrative Code Rule 3745-38-02(E).

This permit shall expire at midnight on the expiration date shown above. In order to continue authorization to discharge, the permittee shall submit such information and forms as are required by the Ohio EPA.



Craig W. Butler
Director

I certify this to be a true and accurate copy of the official documents as filed in the records of the Ohio Environmental Protection Agency.

By Shirley Kasserer Date: 5-8-17

**NPDES MULTI-SECTOR GENERAL PERMITS FOR STORM WATER
DISCHARGES ASSOCIATED WITH INDUSTRIAL ACTIVITY
TABLE OF CONTENTS**

1.	Coverage under this Permit.	6
1.1	Eligibility.	6
1.1.1	Facilities Covered.	6
1.1.2	Allowable Storm Water Discharges.	6
1.1.3	Allowable Non-Storm Water Discharges.	7
1.1.4	Limitations on Coverage.	7
1.1.4.1	<i>Discharges Mixed with Non-Storm Water.</i>	7
1.1.4.2	<i>Storm Water Discharges Associated with Construction Activity.</i>	7
1.1.4.3	<i>Discharges Currently or Previously Covered by Another Permit.</i>	7
1.1.4.4	<i>Storm Water Discharges Subject to Effluent Limitations Guidelines.</i>	8
1.1.4.5	<i>Reserved.</i>	8
1.1.4.6	<i>Reserved.</i>	8
1.1.4.7	<i>New Discharges to Water Quality Impaired Waters.</i>	8
1.1.4.8	<i>New Discharges to Waters for Antidegradation Purposes.</i>	8
1.2	Permit Compliance.	9
1.3	Authorization under this Permit.	9
1.3.1	How to Obtain Authorization.	9
1.3.2	Continuation of this Permit.	10
1.4	Terminating Coverage.	10
1.4.1	Submitting a Notice of Termination.	10
1.4.2	When to Submit a Notice of Termination.	11
1.5	Conditional Exclusion for No Exposure.	11
1.6	Alternative Permits.	11
1.6.1	EPA Requiring Coverage under an Alternative Permit.	11
1.6.2	Permittee Requesting Coverage under an Alternative Permit.	12
1.7	Severability.	12
2.	Control Measures and Effluent Limits.	12
2.1	Control Measures.	12
2.1.1	Control Measure Selection and Design Considerations	13
2.1.2	Control Measures/Best Management Practices (BMPs).	13
2.1.2.1	<i>Minimize Exposure.</i>	13
2.1.2.2	<i>Good Housekeeping.</i>	14
2.1.2.3	<i>Maintenance.</i>	14
2.1.2.4	<i>Spill Prevention and Response Procedures.</i>	14
2.1.2.5	<i>Erosion and Sediment Controls.</i>	15
2.1.2.6	<i>Management of Runoff.</i>	15
2.1.2.7	<i>Salt Storage Piles or Piles Containing Salt.</i>	15
2.1.2.8	<i>Sector Specific Non-Numeric Effluent Limits.</i>	15
2.1.2.9	<i>Employee Training.</i>	15
2.1.2.10	<i>Non-Storm Water Discharges.</i>	15
2.1.2.11	<i>Waste, Garbage and Floatable Debris.</i>	16
2.1.2.12	<i>Dust Generation and Vehicle Tracking of Industrial Materials.</i>	16
2.1.3	Numeric Effluent Limitations Based on Effluent Limitations Guidelines	16
2.2	Water Quality-Based Effluent Limitations.	16
2.2.1	Water Quality Standards	16
3.	Corrective Actions	16
3.1	Conditions Requiring Review and Revision to Eliminate Problem	16
3.2	Conditions Requiring Review to Determine if Modifications Are Necessary	17
3.3	Corrective Action Deadlines	17
3.4	Corrective Action Report	17
3.5	Effect of Corrective Action	18

3.6	Substantially Identical Outfalls.....	18
4.	Inspections	18
4.1	Routine Facility Inspections.	18
4.1.1	Routine Facility Inspection Procedures.....	18
4.1.2	Routine Facility Inspection Documentation.....	19
4.1.3	Exceptions to Routine Facility Inspections.....	19
4.2	Quarterly Visual Assessment of Storm Water Discharges.	20
4.2.1	Quarterly Visual Assessment Procedures.....	20
4.2.2	Quarterly Visual Assessment Documentation.....	20
4.2.3	Exceptions to Quarterly Visual Assessments.....	21
5.	Storm Water Pollution Prevention Plan (SWPPP).....	22
5.1	Contents of Your SWPPP.....	22
5.1.1	Storm Water Pollution Prevention Team.....	22
5.1.2	Site Description.....	23
5.1.3	Summary of Potential Pollutant Sources.....	24
5.1.3.1	<i>Activities in the area.....</i>	24
5.1.3.2	<i>Pollutants.....</i>	24
5.1.3.3	<i>Spills and Leaks.....</i>	24
5.1.3.4	<i>Non-Storm Water Discharges.....</i>	24
5.1.3.5	<i>Salt Storage.....</i>	24
5.1.3.6	<i>Sampling Data.....</i>	25
5.1.4	Description of Control Measures.....	25
5.1.4.1	<i>Control Measures to Meet Technology-Based and Water Quality-Based Effluent Limits.....</i>	25
5.1.5	Schedules and Procedures.....	25
5.1.5.1	<i>Pertaining to Control Measures Used to Comply with the Effluent Limits in Part 2.....</i>	25
5.1.5.2	<i>Pertaining to Monitoring and Inspection.....</i>	25
5.1.6	Reserved.....	26
5.1.7	Signature Requirements.....	26
5.2	Required SWPPP Modifications.....	26
5.3	SWPPP Availability.....	27
5.4	Additional Documentation Requirements.....	27
6.	Monitoring.....	28
6.1	Monitoring Procedures.....	28
6.1.1	Monitored Outfalls.....	28
6.1.2	Commingled Discharges.....	28
6.1.3	Measurable Storm Events.....	28
6.1.4	Sample Type.....	29
6.1.5	Adverse Weather Conditions.....	29
6.1.6	Reserved.....	29
6.1.7	Monitoring Periods.....	29
6.1.8	Monitoring for Allowable Non-Storm Water Discharges.....	29
6.2	Required Monitoring.....	29
6.2.1	Benchmark Monitoring.....	30
6.2.1.1	<i>Applicability of Benchmark Monitoring.....</i>	30
6.2.1.2	<i>Benchmark Monitoring Schedule.....</i>	30
6.2.1.3	<i>Exception for Inactive and Unstaffed Sites.....</i>	31
6.2.2	Effluent Limitations Monitoring.....	32
6.2.2.1	<i>Monitoring Based on Effluent Limitations Guidelines.....</i>	32
6.2.2.2	<i>Substantially Identical Outfalls.....</i>	32
6.2.3	Reserved.....	32
6.2.4	Reserved.....	33
6.2.5	Additional Monitoring Required by EPA.....	33
6.3	Follow-up Actions if Discharge Exceeds Numeric Effluent Limit.....	33
6.3.1	Submit an Exceedance Report.....	33
6.3.2	Continue to Monitor.....	33

7.	Reporting and Recordkeeping	33
7.1	Reporting Monitoring Data to EPA.....	33
7.2	Annual Report	33
7.3	Exceedance Report for Numeric Effluent Limits	33
7.4	Additional Reporting.....	34
7.5	Recordkeeping.....	35
7.6	Addresses for Reports.....	35
7.6.1	Ohio EPA Central Office Addresses	35
7.6.2	Ohio EPA District Office Addresses.....	35
7.6.3	Reserved.....	36
8.	Sector Specific Requirements	37
8A.	Sector A: Timber Products	37
8B.	Sector B: Paper and Allied Products	40
8C.	Sector C: Chemicals and Allied Products Manufacturing	41
8D.	Sector D: Asphalt Paving and Roofing Materials and Lubricant Manufacturing.....	43
8E.	Sector E: Glass, Clay, Cement, Concrete, and Gypsum Products	45
8F.	Sector F: Primary Metals.....	47
8G.	Sector G: Reserved.....	49
8H.	Sector H: Reserved.....	50
8I.	Sector I: Oil and Gas Extraction and Refining	51
8J.	Sector J: Mineral Mining and Dressing.....	53
8K.	Sector K: Hazardous Waste Treatment, Storage, or Disposal Facilities.....	60
8L.	Sector L: Landfills, Land Application Sites, and Open Dumps	63
8M.	Sector M: Automobile Salvage Yards.....	66
8N.	Sector N: Scrap Recycling Facilities.....	68
8O.	Sector O: Steam Electric Generating Facilities	73
8P.	Sector P: Land Transportation and Warehousing.....	76
8Q.	Sector Q: Water Transportation.....	79
8R.	Sector R: Ship and Boat Building and Repairing Yards.....	82
8S.	Sector S: Air Transportation Facilities.....	85
8T.	Sector T: Treatment Works	89
8U.	Sector U: Food and Kindred Products.....	91
8V.	Sector V: Textile Mills, Apparel, and Other Fabric Product Manufacturing; Leather and Leather Products.....	93
8W.	Sector W: Furniture and Fixtures	95
8X.	Sector X: Printing and Publishing	96
8Y.	Sector Y: Rubber, Miscellaneous Plastic Products, and Miscellaneous Manufacturing Industries.....	98
8Z.	Sector Z: Leather Tanning and Finishing	100
8AA.	Sector AA: Fabricated Metal Products.....	102
8AB.	Sector AB: Transportation Equipment, Industrial or Commercial Machinery.....	105
8AC.	Sector AC: Electronic, Electrical, Photographic, and Optical Goods.....	106
8AD.	Sector AD: Non-Classified Facilities	107
9.	Reserved	108

Appendices

Appendix A	Definitions and Acronyms	109
Appendix B	Standard Permit Conditions	117
Appendix C	Reserved.....	129
Appendix D	Activities Covered.....	130
Appendix E	Reserved.....	136
Appendix F	Reserved.....	137

Appendix G Notice of Intent (NOI) Form 138
Appendix H Notice of Termination (NOT) Form..... 139
Appendix I Annual Reporting Form 140
Appendix J Calculating Hardness in Receiving Waters for Hardness Dependent Metals..... 143
Appendix K Industrial No Exposure Certification Form..... 146

DRAFT

1. Coverage under this Permit.

1.1 Eligibility.

1.1.1 Facilities Covered.

To be eligible to discharge under this permit, you shall (1) have a storm water discharge associated with industrial activity from your primary industrial activity, as defined in Appendix A, provided your primary industrial activity is included in Appendix D, or (2) be notified by Ohio EPA that you are eligible for coverage under Sector AD of this permit.

1.1.2 Allowable Storm Water Discharges.

Unless otherwise made ineligible under Part 1.1.4, the following discharges are eligible for coverage under this permit:

1.1.2.1 Storm water discharges associated with industrial activity for any primary industrial activities and co-located industrial activities, as defined in Appendix A;

1.1.2.2 Discharges designated by Ohio EPA as needing a storm water permit as provided in Sector AD;

1.1.2.3 Discharges that are not otherwise required to obtain NPDES permit authorization but are commingled with discharges that are authorized under this permit;

1.1.2.4 Discharges subject to any of the national storm water-specific effluent limitations guidelines listed in Table 1-1; and

Table 1-1. Storm Water-Specific Effluent Limitations Guidelines

Regulated Discharge	40 CFR Section	MSGP Sector	New Source Performance Standard (NSPS)	New Source Date
Discharges resulting from spray down or intentional wetting of logs at wet deck storage areas	Part 429, Subpart I	A	Yes	1/26/81
Runoff from asphalt emulsion facilities	Part 443, Subpart A	D	Yes	7/28/75
Runoff from material storage piles at cement manufacturing facilities	Part 411, Subpart C	E	Yes	2/20/74
Mine dewatering discharges at crushed stone, construction sand and gravel, or industrial sand mining facilities	Part 436, Subparts B, C, and D	J	No	N/A
Runoff from coal storage piles at steam electric generating facilities	Part 423	O	Yes	11/19/82 (10/8/74) ^a

1.1.3 Allowable Non-Storm Water Discharges.

The following are the non-storm water discharges authorized under this permit, provided the non-storm water component of your discharge is in compliance with Part 2.1.2.10:

- Discharges from fire-fighting activities (not planned exercises);
- Fire hydrant flushings;
- Potable water, including water line flushings;
- Uncontaminated condensate from air conditioners, coolers/chillers, and other compressors and from the outside storage of refrigerated gases or liquids;
- Irrigation drainage;
- Landscape watering provided all pesticides, herbicides, and fertilizer have been applied in accordance with the approved labeling;
- Pavement wash waters where no detergents or hazardous cleaning products are used (e.g., bleach, hydrofluoric acid, muriatic acid, sodium hydroxide, nonylphenols), and the wash waters do not come into contact with oil and grease deposits, sources of pollutants associated with industrial activities (see Part 5.1.3), or any other toxic or hazardous materials, unless residues are first cleaned up using dry clean-up methods (e.g., applying absorbent materials and sweeping, using hydrophobic mops/rags) and you have implemented appropriate control measures to minimize discharges of mobilized solids and other pollutants (e.g., filtration, detention, settlement);
- Routine external building washdown/power wash water that does not use detergents or hazardous cleaning products (e.g., those containing bleach, hydrofluoric acid, muriatic acid, sodium hydroxide, nonylphenols);
- Uncontaminated ground water or spring water;
- Foundation or footing drains where flows are not contaminated with process materials; and
- Incidental windblown mist from cooling towers that collects on rooftops or adjacent portions of your facility, but not intentional discharges from the cooling tower (e.g., “piped” cooling tower blowdown or drains).

1.1.4 Limitations on Coverage.

1.1.4.1 Discharges Mixed with Non-Storm Water. Storm water discharges that are mixed with non-storm water, other than those non-storm water discharges listed in Part 1.1.3, are not eligible for coverage under this permit.

1.1.4.2 Storm Water Discharges Associated with Construction Activity. Storm water discharges associated with construction activity disturbing one acre or more are not eligible for coverage under this permit, unless in conjunction with mining activities or certain oil and gas extraction activities as specified in Sectors I and J of this permit.

1.1.4.3 Discharges Currently or Previously Covered by Another Permit. Unless you received written notification from Ohio EPA specifically allowing these discharges to be covered under this permit, you are not eligible for coverage under this permit for any of the following:

- Storm water discharges associated with industrial activity that are currently covered under an individual NPDES permit or an alternative NPDES general permit;

- Discharges covered within five years prior to the effective date of this permit by an individual permit or alternative general permit where that permit established site-specific numeric water quality-based limitations developed for the storm water component of the discharge; or
- Discharges from facilities where any NPDES permit has been or is in the process of being denied, terminated, or revoked by Ohio EPA (this does not apply to the routine reissuance of permits every five years).

1.1.4.4 Storm Water Discharges Subject to Effluent Limitations Guidelines. For discharges subject to storm water effluent limitation guidelines under 40 CFR, Subchapter N, only those storm water discharges identified in Table 1-1 are eligible for coverage under this permit. The following storm water discharges subject to effluent limitation guidelines under 40 CFR, Subchapter N are not eligible for coverage and shall obtain authorization under an individual NPDES permit:

- Runoff from phosphate fertilizer manufacturing facilities that comes into contact with any raw materials, finished product, by-products or waste products (SIC 2874) (40 CFR Section – Part 418, Subpart A).
- Runoff from hazardous waste and non-hazardous waste landfills (40 CFR Section – Part 445, Subparts A and B).
- Runoff containing urea from airfield pavement deicing at existing and new primary airports with 1,000 or more annual non-propeller aircraft departures (40 CFR Section – Part 449).

1.1.4.5 (Reserved)

1.1.4.6 (Reserved)

1.1.4.7 (Reserved)

1.1.4.8 New Discharges to Waters for Antidegradation Purposes. Unless you were authorized to discharge storm water by an NPDES industrial storm water general permit prior to February 11, 1996, you are not eligible for coverage under this permit for discharges to outstanding state waters, superior high quality waters or outstanding national resource waters, other than Lake Erie, as defined by and identified in rule 3745-1-05 of the Ohio Administrative Code, or direct tributaries to these waters within one mile of these waters;

1.2 Permit Compliance.

Any noncompliance with any of the requirements of this permit constitutes a violation of the Clean Water Act. As detailed in Part 3 (Corrective Actions) of this permit, failure to take any required corrective actions constitute an independent, additional violation of this permit and the Clean Water Act. As such, any actions and time periods specified for remedying noncompliance do not absolve parties of the initial underlying noncompliance. However, where corrective action is triggered by an event that does not itself constitute permit noncompliance, such as an exceedance of an applicable benchmark, there is no permit violation provided you take the required corrective action within the relevant deadlines established in Part 3.3.

1.3 Authorization under this Permit.

1.3.1 How to Obtain Authorization.

To obtain authorization under this permit, you shall:

- Meet the Part 1.1 eligibility requirements;
- Select, design, install, and implement control measures in accordance with Part 2.1 to meet the control measures/best management practices (BMPs) in Part 2.1.2 and the numeric effluent limits in Part 2.1.3;
- Develop a SWPPP according to the requirements in Part 5 of this permit; and
- Submit a complete and accurate Notice of Intent (NOI) application using Ohio EPA's electronic application form which is available through the Ohio EPA eBusiness Center at: <https://ebiz.epa.ohio.gov/>. Submission through the Ohio EPA eBusiness Center will require establishing an Ohio EPA eBusiness Center account and obtaining a unique Personal Identification Number (PIN) for final submission of the NOI. Existing eBusiness Center account holders can access the NOI form through their existing account and submit using their existing PIN. Please see the following link for guidance: <http://epa.ohio.gov/dsw/ebs.aspx#170669803-streams-guidance>. Alternatively, if you are unable to access the NOI form through the agency eBusiness Center due to a demonstrated hardship, the NOI may be submitted on paper NOI forms provided by Ohio EPA. NOI information shall be typed on the forms. Please contact Ohio EPA, Division of Surface Water at (614) 644-2001 if you wish to receive a paper NOI form.

Ohio EPA will post on the Internet, at www.epa.ohio.gov/dsw/permits/gplist.aspx all approved NOIs. Late NOIs will be accepted but authorization to discharge will not be retroactive.

Table 1-2. NOI Submittal Deadlines/Discharge Authorization Dates		
Category	NOI Submission Deadline	Discharge Authorization Date¹
<u>Existing Dischargers</u>	Within 90 days after permittee receives notice from Ohio EPA on the issuance of this permit	When the Ohio EPA Director authorizes coverage under this permit
<u>New Dischargers or New Sources</u>	180 days prior to the planned commencement of storm water discharge ²	When the Ohio EPA Director authorizes coverage under this permit

¹ Based on a review of your NOI or other information, Ohio EPA may delay your authorization for further review, notify you that additional effluent limitations are necessary, or may deny coverage under this permit and require submission of an application for an individual NPDES permit, as detailed in Part 1.6. In these instances, Ohio EPA will notify you in writing of the delay, of the need for additional effluent limits, or of the request for submission of an individual NPDES permit application.

² An NOI may be submitted less than 180 days prior to commencement of discharge upon showing of good cause.

1.3.2 Continuation of this Permit.

If this permit is not reissued or replaced prior to the expiration date, it will be administratively continued in accordance with 40 CFR 122.6 and remain in force and effect until a new general permit is issued for those granted coverage under the permit prior to expiration. If you were authorized to discharge under this permit prior to the expiration date, any discharges authorized under this permit will automatically remain covered by this permit until the earliest of:

- Your authorization for coverage under a reissued permit or a replacement of this permit following your timely and appropriate submittal of a complete NOI requesting authorization to discharge under the new permit and compliance with the requirements of the new permit; or
- Your submittal of a Notice of Termination; or
- Issuance or denial of an individual permit for the facility's discharges; or
- A formal permit decision by Ohio EPA not to reissue this general permit, at which time Ohio EPA will identify a reasonable time period for covered dischargers to seek coverage under an alternative general permit or an individual permit. Coverage under this permit will cease at the end of this time period.

1.4 Terminating Coverage.

1.4.1 Submitting a Notice of Termination.

To terminate permit coverage, you shall submit a complete and accurate Notice of Termination (NOT) form using Ohio EPA's electronic application form which is available through the Ohio EPA eBusiness Center at: <https://ebiz.epa.ohio.gov/>. Submission through the Ohio EPA eBusiness Center will require establishing an Ohio EPA eBusiness Center account and obtaining a unique Personal Identification Number (PIN) for final submission of the NOT. Existing eBusiness Center account holders can access the NOT form through their existing account and submit using their existing PIN. Please see the following link for guidance: <http://epa.ohio.gov/dsw/ebs.aspx#170669803-streams-guidance>. Alternatively, if you are unable to access the NOT form through the agency eBusiness Center due to a demonstrated hardship, the NOT may be submitted on paper NOT forms provided by Ohio EPA. NOT

information shall be typed on the forms. Please contact Ohio EPA, Division of Surface Water at (614) 644-2001 if you wish to receive a paper NOT form.

Your authorization to discharge under this permit terminates at midnight of the day that a complete Notice of Termination is processed. If you submit a Notice of Termination without meeting one or more of the conditions identified in Part 1.4.2, then your Notice of Termination is not valid. You are responsible for meeting the terms of this permit until your authorization is terminated.

1.4.2 When to Submit a Notice of Termination.

You shall submit a Notice of Termination within 30 days after one or more of the following conditions have been met:

- A new owner or operator has taken over responsibility for the facility; or
- You have ceased operations at the facility, there are not or no longer will be discharges of storm water associated with industrial activity from the facility, and you have already implemented necessary sediment and erosion controls as required by Part 2.1.2.5;
- You are a Sector J facility and you have met the applicable termination requirements; or
- You have obtained coverage under an individual or alternative general permit for all discharges required to be covered by an NPDES permit, unless Ohio EPA has required that you obtain such coverage under authority of Part 1.6.1, in which case coverage under this permit will terminate automatically.

1.5 Conditional Exclusion for No Exposure.

If you are covered by this permit, and become eligible for a no exposure exclusion from permitting under 40 CFR 122.26(g), you may file a No Exposure Certification. You are no longer required to have a permit upon submission of a complete and accurate no exposure certification to Ohio EPA. If you are no longer required to have permit coverage because of a no exposure exclusion and have submitted a No Exposure Certification form to Ohio EPA, you are not required to submit a Notice of Termination. You shall submit a No Exposure Certification to Ohio EPA once every five years. To file your No Exposure Certification, use Ohio EPA's electronic application form which is available through the Ohio EPA eBusiness Center at: <https://ebiz.epa.ohio.gov/>. Submission through the Ohio EPA eBusiness Center will require establishing an Ohio EPA eBusiness Center account and obtaining a unique Personal Identification Number (PIN) for final submission of the No Exposure Certification. Existing eBusiness Center account holders can access the No Exposure Certification form through their existing account and submit using their existing PIN. Please see the following link for guidance:

<http://epa.ohio.gov/dsw/eps.aspx#170669803-streams-guidance>. Alternatively, if you are unable to access the No Exposure Certification form through the agency eBusiness Center due to a demonstrated hardship, the No Exposure Certification may be submitted on paper No Exposure Certification forms provided by Ohio EPA. No Exposure Certification information shall be typed on the forms. Please contact Ohio EPA, Division of Surface Water at (614) 644-2001 if you wish to receive a paper No Exposure Certification form.

1.6 Alternative Permits.

1.6.1 Ohio EPA Requiring Coverage under an Alternative Permit.

Ohio EPA may require you to apply for and/or obtain authorization to discharge under either an individual NPDES permit or an alternative NPDES general permit in accordance with 40 CFR 122.64 and 124.5. Any interested person may petition Ohio EPA to take action under this paragraph. If Ohio EPA requires you to apply for an individual NPDES permit, Ohio EPA will notify you in writing that a permit application is required. This notification will include a brief statement of the reasons for this decision and will provide application information. In addition, if you are an existing discharger authorized to discharge under this permit, the notice will set a deadline to file the permit application, and will include a statement that on the effective date of the individual NPDES permit, or the alternative general permit as it applies to you, coverage under this general permit will terminate. Ohio EPA may grant additional time to submit the application if you request it. If you are covered under this permit and fail to submit an individual NPDES permit application as required by Ohio EPA, then the applicability of this permit to you is terminated at the end of the day specified by Ohio EPA as the deadline for application submittal. Ohio EPA may take appropriate enforcement action for any unpermitted discharge.

1.6.2 Permittee Requesting Coverage under an Alternative Permit.

You may request to be excluded from coverage under this general permit by applying for an individual permit. In such a case, you shall submit an individual permit application in accordance with the requirements of 40 CFR 122.26(c)(1)(ii), with reasons supporting the request, to Ohio EPA at the applicable Ohio EPA District Office listed in Part 7.6.2 of this permit. The request may be granted by issuance of an individual permit or authorization of coverage under an alternative general permit if your reasons are adequate to support the request.

When an individual NPDES permit is issued to you or you are authorized to discharge under an alternative NPDES general permit, your authorization to discharge under this permit is terminated on the effective date of the individual permit or the date of authorization of coverage under the alternative general permit.

1.7 Severability.

Invalidation of a portion of this permit does not necessarily render the whole permit invalid. Ohio EPA's intent is that the permit is to remain in effect to the extent possible; in the event that any part of this permit is invalidated, Ohio EPA will advise the regulated community as to the effect of such invalidation.

2. Control Measures and Effluent Limits.

In Part 2.1 and in Part 8, the term "minimize" means reduce and/or eliminate to the extent achievable using control measures (including best management practices) that are technologically available and economically practicable and achievable in light of best industry practice.

2.1 Control Measures.

You shall select, design, install, and implement control measures (including best management practices) to address the selection and design considerations in Part 2.1.1, meet the control measures/best management practices in Part 2.1.2, and meet limits contained in applicable effluent limitations guidelines in Part 2.1.3. The selection, design, installation, and implementation of these control measures shall be in accordance with good engineering practices and manufacturer's specifications. Note that you may deviate from such manufacturer's specifications where you provide justification for such deviation and

include documentation of your rationale in the part of your SWPPP that describes your control measures, consistent with Part 5.1.4. If you find that your control measures are not achieving their intended effect of minimizing pollutant discharges, you shall modify these control measures as expeditiously as practicable. Regulated storm water discharges from your facility include storm water run-on that commingles with storm water discharges associated with industrial activity at your facility.

2.1.1 Control Measure Selection and Design Considerations

You shall consider the following when selecting and designing control measures:

- preventing storm water from coming into contact with polluting materials is generally more effective, and less costly, than trying to remove pollutants from storm water;
- using control measures in combination is more effective than using control measures in isolation for minimizing pollutants in your storm water discharge;
- assessing the type and quantity of pollutants, including their potential to impact receiving water quality, is critical to designing effective control measures that will achieve the limits in this permit;
- minimizing impervious areas at your facility and infiltrating runoff onsite (including bioretention cells, green roofs, and pervious pavement, among other approaches) can reduce runoff and improve groundwater recharge and stream base flows in local streams, although care shall be taken to avoid ground water contamination;
- attenuating flow using open vegetated swales and natural depressions can reduce in-stream impacts of erosive flows;
- conserving and/or restoring of riparian buffers will help protect streams from storm water runoff and improve water quality; and
- using treatment interceptors (e.g., swirl separators and sand filters) may be appropriate in some instances to minimize the discharge of pollutants.

2.1.2 Control Measures/Best Management Practices (BMPs).

2.1.2.1 Minimize Exposure. You shall minimize the exposure of manufacturing, processing, and material storage areas (including loading and unloading, storage, disposal, cleaning, maintenance, and fueling operations) to rain, snow, snowmelt, and runoff by either locating these industrial materials and activities inside or protecting them with storm resistant coverings (although significant enlargement of impervious surface area is not recommended). In minimizing exposure, you should pay particular attention to the following:

- use grading, berming, or curbing to prevent runoff of contaminated flows and divert run-on away from these areas;
- locate materials, equipment, and activities so that leaks are contained in existing containment and diversion systems (confine the storage of leaky or leak-prone vehicles and equipment awaiting maintenance to protected areas);
- clean up spills and leaks promptly using dry methods (e.g., absorbents) to prevent the discharge of pollutants;
- use drip pans and absorbents under or around leaky vehicles and equipment or store indoors where feasible;
- use spill/overflow protection equipment;
- drain fluids from equipment and vehicles prior to on-site storage or disposal;
- perform all cleaning operations indoors, under cover, or in bermed areas that prevent runoff

- and run-on and also that capture any overspray; and
- ensure that all washwater drains to a proper collection system (i.e., not the storm water drainage system).

The discharge of vehicle and equipment washwater, including tank cleaning operations, is not authorized by this permit. These wastewaters shall be covered under a separate NPDES permit, discharged to a sanitary sewer in accordance with applicable industrial pretreatment requirements, or disposed of otherwise in accordance with applicable law.

Note: Industrial materials do not need to be enclosed or covered if storm water runoff from affected areas will not be discharged to receiving waters or if discharges are authorized under another NPDES permit.

2.1.2.2 Good Housekeeping. You shall keep clean all exposed areas that are potential sources of pollutants, using such measures as sweeping at regular intervals, keeping materials orderly and labeled, and storing materials in appropriate containers.

2.1.2.3 Maintenance. You shall regularly inspect, test, maintain, and repair all industrial equipment and systems to avoid situations that may result in leaks, spills, and other releases of pollutants in storm water discharged to receiving waters. You shall maintain all control measures that are used to achieve the control measures/best management practices (BMPs) and numeric effluent limits required by this permit in effective operating condition. Nonstructural control measures shall also be diligently maintained (e.g., spill response supplies available, personnel appropriately trained). If you find that your control measures need to be replaced or repaired, you shall make the necessary repairs or modifications as expeditiously as practicable.

2.1.2.4 Spill Prevention and Response Procedures. You shall minimize the potential for leaks, spills and other releases that may be exposed to storm water and develop plans for effective response to such spills if or when they occur. At a minimum, you shall implement:

- Procedures for plainly labeling containers (e.g., “Used Oil,” “Spent Solvents,” “Fertilizers and Pesticides,” etc.) that could be susceptible to spillage or leakage to encourage proper handling and facilitate rapid response if spills or leaks occur;
- Preventative measures such as barriers between material storage and traffic areas, secondary containment provisions, and procedures for material storage and handling;
- Procedures for expeditiously stopping, containing, and cleaning up leaks, spills, and other releases. Employees who may cause, detect, or respond to a spill or leak shall be trained in these procedures and have necessary spill response equipment available. If possible, one of these individuals should be a member of your storm water pollution prevention team (see Part 5.1.1); and
- Procedures for notification of appropriate facility personnel, emergency response agencies, and regulatory agencies. Where a leak, spill, or other release containing a hazardous substance or oil in an amount equal to or in excess of a reportable quantity established under either 40 CFR Part 110, 40 CFR Part 117, or 40 CFR Part 302, occurs during a 24-hour period, you shall notify the Ohio EPA Division of Emergency and Remedial Response at (800) 282-9378 in accordance with the requirements of 40 CFR Part 110, 40 CFR Part 117, and 40 CFR Part 302 as soon as you have knowledge of the discharge. Contact information shall be in locations that are readily accessible and available.

2.1.2.5 Erosion and Sediment Controls. You shall stabilize exposed areas and contain runoff using structural and/or non-structural control measures to minimize onsite erosion and sedimentation, and the resulting discharge of pollutants. Among other actions you shall take to meet this limit, you shall place flow velocity dissipation devices at discharge locations and within outfall channels where necessary to reduce erosion and/or settle out pollutants. In selecting, designing, installing, and implementing appropriate control measures, you are encouraged to consult with the Ohio Department of Natural Resources (ODNR) Division of Soil and Water Conservation's Rainwater and Land Development manual (<http://www.dnr.state.oh.us/tabid/9186/Default.aspx>), U.S. EPA's internet-based resources relating to BMPs for erosion and sedimentation, including the sector-specific *Industrial Storm Water Fact Sheet Series*, (www.epa.gov/npdes/stormwater/msgp), *National Menu of Storm Water BMPs* (www.epa.gov/npdes/stormwater/menuofbmps), and *National Management Measures to Control Nonpoint Source Pollution from Urban Areas* (www.epa.gov/owow/nps/urbanmm/index.html).

2.1.2.6 Management of Runoff. You shall divert, infiltrate, reuse, contain, or otherwise reduce storm water runoff, to minimize pollutants in your discharges. In selecting, designing, installing, and implementing appropriate control measures, you are encouraged to consult with the Ohio Department of Natural Resources (ODNR) Division of Soil and Water Conservation's Rainwater and Land Development manual (<http://www.dnr.state.oh.us/tabid/9186/Default.aspx>), U.S. EPA's internet-based resources relating to runoff management, including the sector-specific *Industrial Storm Water Fact Sheet Series*, (www.epa.gov/npdes/stormwater/msgp), *National Menu of Storm Water BMPs* (www.epa.gov/npdes/stormwater/menuofbmps), and *National Management Measures to Control Nonpoint Source Pollution from Urban Areas* (www.epa.gov/owow/nps/urbanmm/index.html).

2.1.2.7 Salt Storage Piles or Piles Containing Salt. You shall enclose or cover storage piles of salt, or piles containing salt, used for deicing or other commercial or industrial purposes, including maintenance of paved surfaces. You shall implement appropriate measures (e.g., good housekeeping, diversions, containment) to minimize exposure resulting from adding to or removing materials from the pile.

2.1.2.8 Sector Specific Control Measures/Best Management Practices (BMPs). You shall achieve any additional control measures/best management practices (BMPs) stipulated in the relevant sector-specific section(s) of Part 8.

2.1.2.9 Employee Training. You shall train all employees who work in areas where industrial materials or activities are exposed to storm water, or who are responsible for implementing activities necessary to meet the conditions of this permit (e.g., inspectors, maintenance personnel), including all members of your Pollution Prevention Team. Training shall cover both the specific control measures used to achieve the conditions in this Part, and monitoring, inspection, planning, reporting, and documentation requirements in other parts of this permit. Ohio EPA requires that training be conducted at least annually (or more often if employee turnover is high).

2.1.2.10 Non-Storm Water Discharges. You shall eliminate non-storm water discharges not authorized by an NPDES permit. See Part 1.1.3 for a list of non-storm water discharges authorized by this permit.

2.1.2.11 Waste, Garbage and Floatable Debris. You shall ensure that waste, garbage, and floatable debris are not discharged to receiving waters by keeping exposed areas free of such materials or by intercepting them before they are discharged.

2.1.2.12 Dust Generation and Vehicle Tracking of Industrial Materials. You shall minimize generation of dust and off-site tracking of raw, final, or waste materials.

2.1.3 Numeric Effluent Limitations Based on Effluent Limitations Guidelines

If you are in an industrial category subject to one of the effluent limitations guidelines identified in Table 6-1 (see Part 6.2.2.1), you shall meet the effluent limits referenced in Table 2-1 below:

Table 2-1. Applicable Effluent Limitations Guidelines		
Regulated Activity	40 CFR Part/Subpart	Effluent Limit
Discharges resulting from spray down or intentional wetting of logs at wet deck storage areas	Part 429, Subpart I	See Part 8.A.7
Runoff from asphalt emulsion facilities	Part 443, Subpart A	See Part 8.D.4
Runoff from material storage piles at cement manufacturing facilities	Part 411, Subpart C	See Part 8.E.5
Mine dewatering discharges at crushed stone, construction sand and gravel, or industrial sand mining facilities	Part 436, Subparts B, C, or D	See Part 8.J.9
Runoff from coal storage piles at steam electric generating facilities	Part 423	See Part 8.O.8

2.2 Water Quality-Based Effluent Limitations.

2.2.1 Water Quality Standards

Your discharge shall be controlled as necessary to meet applicable water quality standards.

Ohio EPA expects that compliance with the other conditions in this permit will control discharges as necessary to meet applicable water quality standards. If at any time you become aware, or Ohio EPA determines, that your discharge causes or contributes to an exceedance of applicable water quality standards, you shall take corrective action as required in Part 3.1, document the corrective actions as required in Parts 3.4 and 5.4, and include in your annual report as required in Part 7.2.

Additionally, Ohio EPA may impose additional water quality-based limitations on a site-specific basis, or require you to obtain coverage under an individual permit, if information in your NOI, required reports, or from other sources indicates that your discharges are not controlled as necessary to meet applicable water quality standards.

3. Corrective Actions

3.1 Conditions Requiring Review and Revision to Eliminate Problem

If any of the following conditions occur, you shall review and revise the selection, design, installation, and implementation of your control measures to ensure that the condition is eliminated and will not be repeated in the future:

- an unauthorized release or discharge (e.g., spill, leak, or discharge of non-storm water not authorized by this or another NPDES permit) occurs at your facility;
- a discharge violates a numeric effluent limit;
- you become aware, or Ohio EPA determines, that your control measures are not stringent enough for the discharge to meet applicable water quality standards;
- an inspection or evaluation of your facility by an Ohio EPA official or local MS4 operator determines that modifications to the control measures are necessary to meet the control measures/best management practices (BMPs) in this permit; or
- you find in your routine facility inspection or quarterly visual assessment that your control measures are not being properly operated and maintained.

3.2 Conditions Requiring Review to Determine if Modifications Are Necessary

If any of the following conditions occur, you shall review the selection, design, installation, and implementation of your control measures to determine if modifications are necessary to meet the Part 2 conditions in this permit:

- construction or a change in design, operation, or maintenance at your facility significantly changes the nature of pollutants discharged in storm water from your facility, or significantly increases the quantity of pollutants discharged; or
- The average of your four quarterly sampling results exceeds an applicable benchmark (see Part 6.2.1.2). If less than four benchmark samples have been taken, but the results are such that an exceedance of the four quarter average is mathematically certain (i.e., if the sum of quarterly samples results to date is more than four times the benchmark level) this is considered a benchmark exceedance, triggering this review.

3.3 Corrective Action Deadlines

You shall document your discovery of any of the conditions listed in Parts 3.1 and 3.2 within 24 hours of making such discovery. Subsequently, within 30 days of such discovery, you shall document any corrective action(s) to be taken to eliminate or further investigate the deficiency, or if no corrective action is needed, the basis for that determination. Specific documentation required within 24 hours and 30 days is detailed in Part 3.4. If you determine that changes are necessary following your review, any modifications to your control measures shall be made before the next storm event if possible, or as soon as practicable following that storm event. These time intervals are not grace periods, but are schedules considered reasonable for documenting your findings and for making repairs and improvements. They are included in this permit to ensure that the conditions prompting the need for these repairs and improvements are not allowed to persist indefinitely.

3.4 Corrective Action Report

Within 24 hours of discovery of any condition listed in Parts 3.1 and 3.2, you shall document the following information (i.e., questions 3-5 of the Corrective Actions section in the Annual Reporting Form, provided in Appendix D):

- Identification of the condition triggering the need for corrective action review;

- Description of the problem identified; and
- Date the problem was identified.

Within 30 days of discovery of any condition listed in Parts 3.1 and 3.2, you shall document the following information (i.e., questions 7-11 of the Corrective Actions section in the Annual Reporting Form):

- Summary of corrective action taken or to be taken (or, for triggering events identified in Part 3.2 where you determine that corrective action is not necessary, the basis for this determination);
- Notice of whether SWPPP modifications are required as a result of this discovery or corrective action;
- Date corrective action initiated; and
- Date corrective action completed or expected to be completed.

You shall include this documentation in an annual report as required in Part 7.2 and retain onsite with your SWPPP as required in Part 5.4.

3.5 Effect of Corrective Action

If the event triggering the review is a permit violation (e.g., non-compliance with an effluent limit), correcting it does not remove the original violation. Additionally, failing to take corrective action in accordance with this section is an additional permit violation. Ohio EPA will consider the appropriateness and promptness of corrective action in determining enforcement responses to permit violations.

3.6 Substantially Identical Outfalls

If the event triggering corrective action is linked to an outfall that represents other substantially identical outfalls, your review shall assess the need for corrective action for each outfall represented by the outfall that triggered the review. Any necessary changes to control measures that affect these other outfalls shall also be made before the next storm event if possible, or as soon as practicable following that storm event.

4. Inspections

You shall conduct the inspections in Parts 4.1 and 4.2 at your facility.

4.1 Routine Facility Inspections.

4.1.1 Routine Facility Inspection Procedures.

Conduct routine facility inspections of all areas of the facility where industrial materials or activities are exposed to storm water, and of all storm water control measures used to comply with Part 2 conditions contained in this permit. Routine facility inspections shall be conducted at least quarterly (i.e., once each calendar quarter) although in many instances, more frequent inspection (e.g., monthly) may be appropriate for some types of equipment, processes, and control measures or areas of the facility with significant activities and materials exposed to storm water. Perform these inspections during periods when the facility is in operation. You shall specify the relevant inspection schedules in your SWPPP document as required in Part 5.1.5. These routine inspections shall be performed by qualified personnel

(for definition see Appendix A) with at least one member of your storm water pollution prevention team participating. At least once each calendar year, the routine facility inspection shall be conducted during a period when a storm water discharge is occurring.

4.1.2 Routine Facility Inspection Documentation.

You shall document the findings of each routine facility inspection performed and maintain this documentation onsite with your SWPPP as required in Part 5.4. You are not required to submit your routine facility inspection findings to Ohio EPA, unless specifically requested to do so. At a minimum, your documentation of each routine facility inspection shall include:

- The inspection date and time;
- The name(s) and signature(s) of the inspector(s);
- Weather information and a description of any discharges occurring at the time of the inspection;
- Any previously unidentified discharges of pollutants from the site;
- Any control measures needing maintenance or repairs;
- Any failed control measures that need replacement;
- Any incidents of noncompliance observed; and
- Any additional control measures needed to comply with the permit requirements.

Any corrective action required as a result of a routine facility inspection shall be performed consistent with Part 3 of this permit.

4.1.3 Exceptions to Routine Facility Inspections.

Inactive and Unstaffed Sites: The requirement to conduct routine facility inspections on a quarterly basis does not apply at a facility that is inactive and unstaffed, as long as there are no industrial materials or activities exposed to storm water. Such a facility is only required to conduct an annual site inspection in accordance with the requirements of Part 4.1. To invoke this exception, you shall maintain a statement in your SWPPP pursuant to Part 5.1.5.2 indicating that the site is inactive and unstaffed, and that there are no industrial materials or activities exposed to precipitation, in accordance with the substantive requirements in 40 CFR 122.26(g)(4)(iii). The statement shall be signed and certified in accordance with Appendix B, Subsection 11. If circumstances change and industrial materials or activities become exposed to storm water or your facility becomes active and/or staffed, this exception no longer applies and you shall immediately resume quarterly facility inspections. If you are not qualified for this exception at the time you are authorized under this permit, but during the permit term you become qualified because your facility is inactive and unstaffed, and there are no industrial materials or activities that are exposed to storm water, then you shall include the same signed and certified statement as above and retain it with your records pursuant to Part 5.4.

Inactive and unstaffed facilities covered under Sectors D (Asphalt Paving and Roofing Materials and Lubricant Manufacturing), E (Glass, Clay, Cement, Concrete, and Gypsum Products) and J (Non-Metallic Mineral Mining and Dressing), are not required to meet the “no industrial materials or activities exposed to storm water” standard to be eligible for this exception from routine inspections, consistent with the requirements established in Parts 8.D.3.1, 8.E.4.1 and 8.J.8.1.

Ohio EPA's Encouraging Environmental Excellence (E3) Program: If your facility has been recognized under the Gold and Platinum levels by Ohio EPA's Encouraging Environmental Excellence (E3) Program, you only need to conduct routine facility inspections for two quarters each year. If Part 8 of this permit requires your facility to conduct routine facility inspections on a monthly basis, you only need to conduct routine facility inspections on a quarterly basis.

4.2 Quarterly Visual Assessment of Storm Water Discharges.

4.2.1 Quarterly Visual Assessment Procedures.

Once each calendar quarter for the entire permit term, you shall collect a storm water sample from each outfall (except as noted in Part 4.2.3) and conduct a visual assessment of each of these samples. These samples are not required to be collected consistent with 40 CFR Part 136 procedures but should be collected in such a manner that the samples are representative of the storm water discharge.

The visual assessment shall be made:

- Of a sample in a clean, clear glass, or plastic container, and examined in a well-lit area;
- On samples collected within the first 30 minutes of an actual discharge from a storm event. If it is not possible to collect the sample within the first 30 minutes of discharge, the sample shall be collected as soon as practicable after the first 30 minutes and you shall document why it was not possible to take samples within the first 30 minutes. In the case of snowmelt, samples shall be taken during a period with a measurable discharge from your site; and
- For storm events, on discharges that occur at least 72 hours (3 days) from the previous discharge. The 72-hour (3-day) storm interval does not apply if you document that less than a 72-hour (3-day) interval is representative for local storm events during the sampling period. If it is not possible to collect the sample on discharges that occur at least 72 hours (3 days) from the previous discharge, the sample shall be collected as close to this storm interval as practicable and you shall document why it was not possible to take samples from a 72 hour (3 day) storm interval.

You shall visually inspect the sample for the following water quality characteristics:

- Color;
- Odor;
- Clarity;
- Floating solids;
- Settled solids;
- Suspended solids;
- Foam;
- Oil sheen; and
- Other obvious indicators of storm water pollution.

4.2.2 Quarterly Visual Assessment Documentation.

You shall document the results of your visual assessments and maintain this documentation onsite with your SWPPP as required in Part 5.4. You are not required to submit your visual assessment findings to Ohio EPA, unless specifically requested to do so. At a minimum, your documentation of the visual

assessment shall include:

- Sample location(s)
- Sample collection date and time, and visual assessment date and time for each sample;
- Personnel collecting the sample and performing visual assessment, and their signatures;
- Nature of the discharge (i.e., runoff or snowmelt);
- Results of observations of the storm water discharge;
- Probable sources of any observed storm water contamination,
- If applicable, why it was not possible to take samples within the first 30 minutes and/or from a 72 hour (3 day) storm interval.

Any corrective action required as a result of a quarterly visual assessment shall be performed consistent with Part 3 of this permit.

4.2.3 Exceptions to Quarterly Visual Assessments.

Adverse Weather Conditions: When adverse weather conditions prevent the collection of samples during the quarter, you shall take a substitute sample during the next qualifying storm event. Documentation of the rationale for no visual assessment for the quarter shall be included with your SWPPP records as described in Part 5.4. Adverse conditions are those that are dangerous or create inaccessibility for personnel, such as local flooding, high winds, or electrical storms, or situations that otherwise make sampling impractical, such as drought or extended frozen conditions.

Areas Subject to Snow: In areas subject to snow, at least one quarterly visual assessment shall capture snowmelt discharge, as described in Part 6.1.3.

Inactive and unstaffed sites: The requirement for a quarterly visual assessment does not apply at a facility that is inactive and unstaffed, as long as there are no industrial materials or activities exposed to storm water. To invoke this exception, you shall maintain a statement in your SWPPP as required in Part 5.1.5.2 indicating that the site is inactive and unstaffed, and that there are no industrial materials or activities exposed to precipitation, in accordance with the substantive requirements in 40 CFR 122.26(g)(4)(iii). The statement shall be signed and certified in accordance with Appendix B, Subsection 11. If circumstances change and industrial materials or activities become exposed to storm water or your facility becomes active and/or staffed, this exception no longer applies and you shall immediately resume quarterly visual assessments. If you are not qualified for this exception at the time you are authorized under this permit, but during the permit term you become qualified because your facility is inactive and unstaffed, and there are no industrial materials or activities that are exposed to storm water, then you shall include the same signed and certified statement as above and retain it with your records pursuant to Part 5.4.

Inactive and unstaffed facilities covered under Sectors D (Asphalt Paving and Roofing Materials and Lubricant Manufacturing), E (Glass, Clay, Cement, Concrete, and Gypsum Products) and J (Non-Metallic Mineral Mining and Dressing), are not required to meet the “no industrial materials or activities exposed to storm water” standard to be eligible for this exception from quarterly visual assessment, consistent with the requirements established in Parts 8.D.3.1, 8.E.4.1 and 8.J.8.1.

Substantially identical outfalls: If your facility has two or more outfalls that you believe discharge substantially identical effluents, as documented in Part 5.1.5.2, you may conduct quarterly visual assessments of the discharge at just one of the outfalls and report that the results also apply to the substantially identical outfall(s) provided that you perform visual assessments on a rotating basis of each substantially identical outfall throughout the period of your coverage under this permit. If storm water contamination is identified through visual assessment performed at a substantially identical outfall, you shall assess and modify your control measures as appropriate for each outfall represented by the monitored outfall.

Ohio EPA's Encouraging Environmental Excellence (E3) Program: If your facility has been recognized under the Gold and Platinum levels by Ohio EPA's Encouraging Environmental Excellence (E3) Program, you only need to conduct quarterly visual assessment of storm water discharges for two quarters each year.

5. Storm Water Pollution Prevention Plan (SWPPP).

You shall prepare a SWPPP for your facility before submitting your Notice of Intent (NOI) for permit coverage if you did not have coverage under a previous NPDES permit (e.g., OHR000005). If you prepared a SWPPP for coverage under a previous NPDES permit, you shall review and update the SWPPP to implement all provisions of this permit within 180 days after the effective date of this permit. The SWPPP does not contain effluent limitations; the limitations are contained in Part 2 of the permit, and for some sectors, Part 8 of the permit. The SWPPP is intended to document the selection, design, and installation of control measures. As distinct from the SWPPP, the additional documentation requirements (see Part 5.4) are intended to document the implementation (including inspection, maintenance, monitoring, and corrective action) of the permit requirements.

5.1 Contents of Your SWPPP.

For coverage under this permit, your SWPPP shall contain all of the following elements:

- Storm water pollution prevention team (see Part 5.1.1);
- Site description (see Part 5.1.2);
- Summary of potential pollutant sources (see Part 5.1.3);
- Description of control measures (see Part 5.1.4);
- Schedules and procedures (see Part 5.1.5); and
- Signature requirements (see Part 5.1.6).

Where your SWPPP refers to procedures in other facility documents, such as a Spill Prevention, Control and Countermeasure (SPCC) Plan or an Environmental Management System (EMS) developed for a National Environmental Performance Track facility, copies of the relevant portions of those documents shall be kept with your SWPPP.

5.1.1 Storm Water Pollution Prevention Team.

You shall identify the staff members (by name or title) that comprise the facility's storm water pollution prevention team as well as their individual responsibilities. Your storm water pollution prevention team is responsible for assisting the facility manager in developing and revising the facility's SWPPP as well as maintaining control measures and taking corrective actions where required. Each

member of the storm water pollution prevention team shall have ready access to either an electronic or paper copy of applicable portions of this permit and your SWPPP.

5.1.2 Site Description.

Your SWPPP shall include the following:

- *Activities at the Facility.* Provide a description of the nature of the industrial activities at your facility.
- *General location map.* Provide a general location map (e.g., U.S. Geological Survey (USGS) quadrangle map) with enough detail to identify the location of your facility and all receiving waters for your storm water discharges.
- *Site map.* Provide a map showing:
 - the size of the property in acres;
 - the location and extent of significant structures and impervious surfaces;
 - directions of storm water flow (use arrows);
 - locations of all existing structural control measures;
 - locations of all receiving waters in the immediate vicinity of your facility;
 - locations of all storm water conveyances including ditches, pipes, and swales;
 - locations of potential pollutant sources identified under Part 5.1.3.2;
 - locations where significant spills or leaks identified under Part 5.1.3.3 have occurred;
 - locations of all storm water monitoring points;
 - locations of storm water inlets and outfalls, with a unique identification code for each outfall (e.g., Outfall No. 001, No. 002, etc), indicating if you are treating one or more outfalls as “substantially identical” under Parts 4.2.3, 5.1.5.2, and 6.1.1, and an approximate outline of the areas draining to each outfall;
 - municipal separate storm sewer systems, where your storm water discharges to them;
 - locations and descriptions of all non-storm water discharges identified under Part 2.1.2.10;
 - locations of the following activities where such activities are exposed to precipitation:
 - fueling stations;
 - vehicle and equipment maintenance and/or cleaning areas;
 - loading/unloading areas;
 - locations used for the treatment, storage, or disposal of wastes;
 - liquid storage tanks;
 - processing and storage areas;
 - immediate access roads and rail lines used or traveled by carriers of raw materials, manufactured products, waste material, or by-products used or created by the facility;
 - transfer areas for substances in bulk; and
 - machinery; and
 - locations and sources of run-on to your site from adjacent property that contains significant quantities of pollutants.

5.1.3 Summary of Potential Pollutant Sources.

You shall document areas at your facility where industrial materials or activities are exposed to storm water and from which allowable non-storm water discharges are released. *Industrial materials or activities* include, but are not limited to: material handling equipment or activities; industrial machinery; raw materials; industrial production and processes; and intermediate products, by-products, final products, and waste products. *Material handling activities* include, but are not limited to: the storage, loading and unloading, transportation, disposal, or conveyance of any raw material, intermediate product, final product or waste product. For each area identified, the description shall include:

5.1.3.1 Activities in the area. A list of the industrial activities exposed to storm water (e.g., material storage; equipment fueling, maintenance, and cleaning; cutting steel beams).

5.1.3.2 Pollutants. A list of the pollutant(s) or pollutant constituents (e.g., crankcase oil, zinc, sulfuric acid, and cleaning solvents) associated with each identified activity. The pollutant list shall include all significant materials that have been handled, treated, stored, or disposed, and that have been exposed to storm water in the 3 years prior to the date you prepare or amend your SWPPP.

5.1.3.3 Spills and Leaks. You shall document where potential spills and leaks could occur that could contribute pollutants to storm water discharges, and the corresponding outfall(s) that would be affected by such spills and leaks. You shall document all significant spills and leaks of oil or toxic or hazardous pollutants that actually occurred at exposed areas, or that drained to a storm water conveyance, in the 3 years prior to the date you prepare or amend your SWPPP.

Note: Significant spills and leaks include, but are not limited to, releases of oil or hazardous substances in excess of quantities that are reportable under CWA Section 311 (see 40 CFR 110.6 and 40 CFR 117.21) or Section 102 of the Comprehensive Environmental Response, Compensation and Liability Act (CERCLA), 42 USC §9602. This permit does not relieve you of the reporting requirements of 40 CFR 110, 40 CFR 117, and 40 CFR 302 relating to spills or other releases of oils or hazardous substances.

5.1.3.4 Non-Storm Water Discharges. You shall document that you have evaluated for the presence of non-storm water discharges and that all unauthorized discharges have been eliminated. Documentation of your evaluation shall include:

- The date of any evaluation;
- A description of the evaluation criteria used;
- A list of the outfalls or onsite drainage points that were directly observed during the evaluation;
- The different types of non-storm water discharge(s) and source locations; and
- The action(s) taken, such as a list of control measures used to eliminate unauthorized discharge(s), if any were identified. For example, a floor drain was sealed, a sink drain was re-routed to sanitary, or an NPDES permit application was submitted for an unauthorized cooling water discharge;

5.1.3.5 Salt Storage. You shall document the location of any storage piles containing salt used for deicing or other commercial or industrial purposes.

5.1.3.6 Sampling Data. You shall summarize all storm water discharge sampling data collected at your facility during the previous permit term.

5.1.4 Description of Control Measures.

5.1.4.1 Control Measures to Meet Technology-Based and Water Quality-Based Effluent Limits. You shall document the location and type of control measures you have installed and implemented at your site to achieve the control measures/best management practices (BMPs) in Part 2.1.2, and where applicable in Part 8, the effluent limitations guidelines-based limits in Part 2.1.3, and the water quality-based effluent limits in Part 2.2 and describe how you addressed the control measure selection and design considerations in Part 2.1.1. This documentation shall describe how the control measures at your site address both the pollutant sources identified in Part 5.1.3 and any storm water run-on that commingles with any discharges covered under this permit.

5.1.5 Schedules and Procedures

5.1.5.1 Pertaining to Control Measures Used to Comply with the Control Measures/Best Management Practices (BMPs) and Effluent Limits in Part 2. The following shall be documented in your SWPPP:

- Good Housekeeping (See Part 2.1.2.2) – A schedule for regular pickup and disposal of waste materials, along with routine inspections for leaks and conditions of drums, tanks and containers;
- Maintenance (See Part 2.1.2.3) – Preventative maintenance procedures, including regular inspections, testing, maintenance, and repair of all industrial equipment and systems, and control measures, to avoid situations that may result in leaks, spills, and other releases, and any back-up practices in place should a runoff event occur while a control measure is off-line;
- Spill Prevention and Response Procedures (See Part 2.1.2.4) – Procedures for preventing and responding to spills and leaks. You may reference the existence of other plans for Spill Prevention Control and Countermeasure (SPCC) developed for the facility under Section 311 of the CWA or BMP programs otherwise required by an NPDES permit for the facility, provided that you keep a copy of that other plan onsite (hard copy or electronic) and make it available for review consistent with Part 5.3; and
- Employee Training (Part 2.1.2.9) – A schedule for all types of necessary training.

5.1.5.2 Pertaining to Monitoring and Inspection. You shall document in your SWPPP your procedures for conducting the three types of analytical monitoring specified by this permit, where applicable to your facility, including:

- Benchmark monitoring (see Part 6.2.1);
- Effluent limitations guidelines monitoring (see Part 6.2.2); and
- Other monitoring as required by Ohio EPA (see Part 6.2.5).

For each type of monitoring, your SWPPP shall document:

- Locations where samples are collected, including any determination that two or more outfalls are substantially identical;
- Parameters for sampling and the frequency of sampling for each parameter;
- Schedules for monitoring at your facility (see Part 6.1.6);

- Any numeric control values (benchmarks, effluent limitations guidelines, or other requirements) applicable to discharges from each outfall; and
- Procedures (e.g., responsible staff, logistics, laboratory to be used, etc.) for gathering storm event data, as specified in Part 6.1.

If you are invoking the exception for inactive and unstaffed sites for benchmark monitoring, you shall include in your SWPPP the information to support this claim as required by Part 6.2.1.3.

You shall document the following in your SWPPP if you plan to use the substantially identical outfall exception for your quarterly visual assessment requirements in Part 4.2 or your benchmark monitoring requirements in Part 6.2.1:

- Location of each of the substantially identical outfalls;
- Description of the general industrial activities conducted in the drainage area of each outfall;
- Description of the control measures implemented in the drainage area of each outfall;
- Description of the exposed materials located in the drainage area of each outfall that are likely to be significant contributors of pollutants to storm water discharges;
- An estimate of the runoff coefficient of the drainage areas (low = under 40%; medium = 40 to 65%; high = above 65%); and
- Why the outfalls are expected to discharge substantially identical effluents.

You shall document in your SWPPP your procedures for performing, as appropriate, the two types of inspections specified by this permit, including:

- Routine facility inspections (see Part 4.1); and
- Quarterly visual assessment of storm water discharges (see Part 4.2).

For each type of inspection performed, your SWPPP shall identify:

- Person(s) or positions of person(s) responsible for inspection;
- Schedules for conducting inspections (see Part 4.2.3); and
- Specific items to be covered by the inspection, including schedules for specific outfalls.

If you are invoking the exception for inactive and unstaffed sites relating to routine facility inspections and quarterly visual assessments, you shall include in your SWPPP the information to support this claim as required by Parts 4.1.3 and 4.2.3.

5.1.6 (Reserved)

5.1.7 Signature Requirements.

You must sign and date your SWPPP in accordance with Appendix B, Subsection 11, including the date of signature.

5.2 Required SWPPP Modifications.

You shall modify your SWPPP whenever necessary to address any of the triggering conditions for corrective action in Part 3.1 and to ensure that they do not reoccur, or to reflect changes implemented when a review following the triggering conditions in Part 3.2 indicates that changes to your control

measures are necessary to meet the control measures/best management practices (BMPs) and effluent limits in this permit. Changes to your SWPPP document shall be made in accordance with the corrective action deadlines in Parts 3.3 and 3.4, and shall be signed and dated in accordance with Appendix B, Subsection 11.

5.3 SWPPP Availability.

You shall retain a copy of the current SWPPP required by this permit at the facility, and it shall be immediately available to Ohio EPA; a local agency approving storm water management plans; and the operator of an MS4 receiving discharges from the site. Ohio EPA may provide access to portions of your SWPPP to a member of the public upon request. Confidential Business Information (CBI) may be withheld from the public, but may not be withheld from those staff cleared for CBI review within Ohio EPA. Your current SWPPP or certain information from your current SWPPP shall be made available to the public, except any confidential business information (CBI) or restricted information, but you must clearly identify those portions of the SWPPP that are being withheld from public access. See 40 CFR Part 2 for relevant definitions of CBI: <http://www.gpo.gov/fdsys/pkg/CFR-2013-title40-vol1/pdf/CFR-2013-title40-vol1-part2-subpartB.pdf>.

5.4 Additional Documentation Requirements.

You are required to keep the following inspection, monitoring, and certification records with your SWPPP that together keep your records complete and up-to-date, and demonstrate your full compliance with the conditions of this permit:

- A copy of the NOI submitted to Ohio EPA along with any correspondence exchanged between you and Ohio EPA specific to coverage under this permit;
- A copy of the acknowledgment letter you receive from the Ohio EPA;
- A copy of this permit (an electronic copy easily available to SWPPP personnel is also acceptable);
- Descriptions and dates of any incidences of significant spills, leaks, or other releases that resulted in discharges of pollutants to surface waters of the State, through storm water or otherwise; the circumstances leading to the release and actions taken in response to the release; and measures taken to prevent the recurrence of such releases (see Part 2.1.2.4);
- Records of employee training, including date training received (see Part 2.1.2.9);
- Documentation of maintenance and repairs of control measures, including the date(s) of regular maintenance, date(s) of discovery of areas in need of repair/replacement, and for repairs, date(s) that the control measure(s) returned to full function, and the justification for any extended maintenance/repair schedules (see Part 2.1.2.3);
- All inspection reports, including the Routine Facility Inspection Reports (see Part 4.1) and the Quarterly Visual Assessment Reports (see Part 4.2);
- Description of any deviations from the schedule for visual assessments and/or monitoring, and the reason for the deviations (e.g., adverse weather or it was impracticable to collect samples within the first 30 minutes and/or from a 72 hour (3 day) storm interval) (see Parts 4.2.1, 6.1.4, and 6.2.1.2);
- Description of any corrective action taken at your site, including triggering event and dates when problems were discovered and modifications occurred;
- Documentation of any benchmark exceedances and how they were responded to, including either (1) corrective action taken, (2) a finding that the exceedance was due to

natural background pollutant levels, or (3) a finding that no further pollutant reductions were technologically available and economically practicable and achievable in light of best industry practice consistent with Part 6.2.1.2;

- Documentation to support any determination that pollutants of concern are not expected to be present above natural background levels if you discharge directly to impaired waters, and that such pollutants were not detected in your discharge or were solely attributable to natural background sources (see Part 6.2.4.2); and
- Documentation to support your claim that your facility has changed its status from active to inactive and unstaffed with respect to the requirements to conduct routine facility inspections (see Part 4.1.3), quarterly visual assessments (see Part 4.2.3), and/or benchmark monitoring (see Part 6.2.1.3).

6. Monitoring.

You shall collect and analyze storm water samples and document monitoring activities consistent with the procedures described in Part 6 and Appendix B, Subsections 10 – 12 and any additional sector-specific requirements in Part 8. Refer to Part 7 for reporting and recordkeeping requirements.

6.1 Monitoring Procedures

6.1.1 Monitored Outfalls.

Applicable monitoring requirements apply to each outfall authorized by this permit, except as otherwise exempt from monitoring as a “substantially identical outfall.” For monitoring purposes, an outfall can include a discrete conveyance (i.e., pipe, ditch, channel, tunnel or conduit) or a location where sheet flow leaves your facility’s property. If your facility has two or more outfalls that you believe discharge substantially identical effluents, based on the similarities of the general industrial activities and control measures, exposed materials that may significantly contribute pollutants to storm water, and runoff coefficients of their drainage areas, you may monitor the effluent of just one of the outfalls and report that the results also apply to the substantially identical outfall(s). As required in Part 5.1.5.2, your SWPPP shall identify each outfall authorized by this permit and describe the rationale for any substantially identical outfall determinations. The allowance for monitoring only one of the substantially identical outfalls is not applicable to any outfalls with numeric effluent limitations. You are required to monitor each outfall covered by a numeric effluent limit as identified in Part 6.2.2.

6.1.2 Commingled Discharges.

If discharges authorized by this permit commingle with discharges not authorized under this permit, any required sampling of the authorized discharges shall be performed at a point before they mix with other waste streams, to the extent practicable.

6.1.3 Measurable Storm Events.

All required monitoring shall be performed on a storm event that results in an actual discharge from your site (“measurable storm event”) that follows the preceding measurable storm event by at least 72 hours (3 days). The 72-hour (3-day) storm interval does not apply if you are able to document that less than a 72-hour (3-day) interval is representative for local storm events during the sampling period. In the case of snowmelt, the monitoring shall be performed at a time when a measurable discharge occurs at your site.

For each monitoring event, except snowmelt monitoring, you shall identify the date and duration (in hours) of the rainfall event, rainfall total (in inches) for that rainfall event, and time (in days) since the previous measurable storm event. For snowmelt monitoring, you shall identify the date of the sampling event.

6.1.4 Sample Type.

You shall take a minimum of one grab sample from a discharge resulting from a measurable storm event as described in Part 6.1.3. Samples shall be collected within the first 30 minutes of a measurable storm event. If it is not possible to collect the sample within the first 30 minutes of a measurable storm event, the sample shall be collected as soon as practicable after the first 30 minutes and documentation shall be kept with the SWPPP explaining why it was not possible to take samples within the first 30 minutes. In the case of snowmelt, samples shall be taken during a period with a measurable discharge.

6.1.5 Adverse Weather Conditions.

When adverse weather conditions as described in Part 4.2.3 prevent the collection of samples according to the relevant monitoring schedule, you shall take a substitute sample during the next qualifying storm event. You shall report any failure to monitor as specified in Part 7.1 indicating the basis for not sampling during the usual reporting period.

6.1.6 (Reserved)

6.1.7 Monitoring Periods.

Monitoring requirements in this permit begin on your date of discharge authorization. Quarterly monitoring periods are as follows:

- January 1 – March 31;
- April 1 – June 30;
- July 1 – September 30; and
- October 1 – December 31

6.1.8 Monitoring for Allowable Non-Storm Water Discharges

You are only required to monitor allowable non-storm water discharges (as delineated in Part 1.1.3) when they are commingled with storm water discharges associated with industrial activity.

6.2 Required Monitoring.

This permit includes three types of required analytical monitoring, one or more of which may apply to your discharge:

- Benchmark monitoring (see Part 6.2.1)
- Annual effluent limitations guidelines monitoring (see Part 6.2.2); and
- Other monitoring as required by Ohio EPA (see Part 6.2.5).

When more than one type of monitoring for the same parameter at the same outfall applies (e.g., total suspended solids once per year for an effluent limit and for a selected quarterly benchmark

monitoring event at a given outfall), you may use a single sample to satisfy both monitoring requirements.

All required monitoring shall be conducted in accordance with the procedures described in Appendix B, Subsection 10.D.

6.2.1 Benchmark Monitoring.

This permit stipulates pollutant benchmark concentrations that are applicable to certain sectors/subsectors. **The benchmark concentrations are not effluent limitations; a benchmark exceedance, therefore, is not a permit violation.** Benchmark monitoring data are for your use to determine the overall effectiveness of your control measures and to assist you in knowing when additional corrective action(s) may be necessary to comply with the control measures/best management practices (BMPs) in Part 2.

At your discretion, more than four samples may be taken during separate runoff events and used to determine the average benchmark parameter concentration for facility discharges.

6.2.1.1 Applicability of Benchmark Monitoring. You shall monitor for any benchmark parameters specified for the industrial sector(s), both primary industrial activity and any co-located industrial activities, applicable to your discharge. Your industry-specific benchmark concentrations are listed in the sector-specific sections of Part 8. If your facility is in one of the industrial sectors subject to benchmark concentrations that are hardness-dependent, you are required to submit to Ohio EPA with your first benchmark report a hardness value, established consistent with the procedures in Appendix J, which is representative of your receiving water.

Samples shall be analyzed consistent with 40 CFR Part 136 analytical methods and using test procedures with quantitation limits at or below benchmark values for all benchmark parameters for which you are required to sample.

6.2.1.2 Benchmark Monitoring Schedule. Benchmark monitoring shall commence no earlier than the effective date of this permit. During the first 12 quarterly monitoring periods of your permit coverage, you shall select a total of 4 quarterly monitoring periods (as identified in Part 6.1.7) and perform benchmark monitoring. Over this 3-year period, one benchmark sampling event shall be taken during each of the quarterly monitoring periods unless your facility is always inactive and unstaffed for a particular quarterly monitoring period. After collection of quarterly samples, you shall average your 4 monitoring values and compare to the benchmark concentration.

Based on the expiration date of this permit, if the effective date of your coverage under this permit occurs on a date which does not offer 12 quarterly monitoring periods, you shall complete benchmark monitoring requirements to the extent of remaining quarterly monitoring periods available before this permit expires. After collection of quarterly samples associated with the remaining quarterly monitoring periods, you shall average your monitoring values and compare to the benchmark concentration.

Data exceeding benchmarks: Based on the average of your monitoring results, if the monitoring values for any parameter exceeds the benchmark, you shall perform the following:

- In accordance with Part 3.2, review the selection, design, installation, and implementation of your control measures to determine if modifications are necessary to meet the Part 2 control measures/best management practices (BMPs) of this permit; **or**

- Make a determination that no further pollutant reductions are technologically available and economically practicable and achievable in light of best industry practice to meet the control measures/best management practices (BMPs) in Part 2 of this permit. You shall also document your rationale for concluding that no further pollutant reductions are achievable, and retain all records related to this documentation with your SWPPP. You shall also notify Ohio EPA of this determination in your next benchmark monitoring report.

Ideally your storm water samples will contain only runoff from your site. However, storm water from a neighboring facility can run-on and comingle with your regulated storm water discharge, possibly adding contaminants not found at your facility. The SWPPP site description shall document the locations and sources of any run-on. If you feel your discharge is exceeding a benchmark value due to, run-on from neighboring properties, you may collect and analyze samples of the run-on. Determined contaminant concentrations of run-on from neighboring properties may be deducted from your storm water discharge when determining whether a benchmark has been exceeded. This information shall be documented within eDMR's comment section. All sample data and findings shall be maintained with your SWPPP.

If it is determined that a water quality standard is less restrictive than this permit's benchmark value, you may use the less restrictive value for benchmark monitoring purposes.

In accordance with Part 2, determined pollutant concentrations from your facility's structures (roofs, walls, fencing, etc.) can be considered to determine if it is technologically available and economically practical and achievable in light of best industry practice to implement additional control measures or not when a benchmark has been exceeded.

In accordance with Part 3.2, you shall review your control measures and perform any required corrective action immediately or document why no corrective action is required.

Natural background pollutant levels: If you determine that exceedance of the benchmark is attributable solely to the presence of that pollutant in the natural background, you are not required to perform corrective action provided that:

- The concentration of your benchmark monitoring result is less than or equal to the concentration of that pollutant in the natural background;
- You document and maintain with your SWPPP, as required in Part 5.4, your supporting rationale for concluding that benchmark exceedances are in fact attributable solely to natural background pollutant levels. You shall include in your supporting rationale any data previously collected by you or others (including literature studies) that describe the levels of natural background pollutants in your storm water discharge; and

Natural background pollutants include those substances that are naturally occurring in soils or groundwater. Natural background pollutants do not include legacy pollutants from earlier activity on your site, or pollutants in run-on from neighboring sources which are not naturally occurring.

6.2.1.3 Exception for Inactive and Unstaffed Sites. The requirement for benchmark monitoring does not apply at a facility that is inactive and unstaffed, as long as there are no industrial materials or activities exposed to storm water. To invoke this exception, you shall do the following:

- Maintain a statement onsite with your SWPPP stating that the site is inactive and unstaffed, and that there are no industrial materials or activities exposed to storm water in accordance with the substantive requirements in 40 CFR 122.26(g) and sign and certify the statement in accordance with Appendix B, Subsection 11; and
- If circumstances change and industrial materials or activities become exposed to storm water or your facility becomes active and/or staffed, this exception no longer applies and you shall immediately begin complying with the applicable benchmark monitoring requirements under Part 6.2. You shall indicate in your first benchmark monitoring report that your facility has materials or activities exposed to storm water or has become active and/or staffed.
- If you are not qualified for this exception at the time you are authorized under this permit, but during the permit term you become qualified because your facility is inactive and unstaffed, and there are no industrial materials or activities that are exposed to storm water, then you shall notify Ohio EPA of this change in your next benchmark monitoring report. You may discontinue benchmark monitoring once you have notified Ohio EPA, and prepared and signed the certification statement described above concerning your facility's qualification for this special exception.

Note: This exception has different requirements for Sectors D, E and J (see Part 8).

6.2.2 Effluent Limitations Monitoring.

6.2.2.1 Monitoring Based on Effluent Limitations Guidelines. Table 6-1 identifies the storm water discharges subject to effluent limitation guidelines that are authorized for coverage under this permit. Beginning on your date of discharge authorization, you shall monitor once per year at each outfall containing the discharges identified in Table 6-1 for the parameters specified in the sector-specific section of Part 8.

Regulated Activity	Effluent Limit	Monitoring Frequency	Sample Type
Discharges resulting from spray down or intentional wetting of logs at wet deck storage areas	See Part 8.A.7	1/year	Grab
Runoff from asphalt emulsion facilities	See Part 8.D.4	1/year	Grab
Runoff from material storage piles at cement manufacturing facilities	See Part 8.E.5	1/year	Grab
Mine dewatering discharges at crushed stone, construction sand and gravel, or industrial sand mining facilities	See Part 8.J.9	1/year	Grab
Runoff from coal storage piles at steam electric generating facilities	See Part 8.O.8	1/year	Grab

6.2.2.2 Substantially Identical Outfalls. You shall monitor each outfall discharging runoff from any regulated activity identified in Table 6-1. The substantially identical outfall monitoring provisions are not available for numeric effluent limits monitoring.

6.2.3 (Reserved)

6.2.4 (Reserved)

6.2.5 Additional Monitoring Required by Ohio EPA.

Ohio EPA may notify you of additional discharge monitoring requirements. Any such notice will briefly state the reasons for the monitoring, locations, and parameters to be monitored, frequency and period of monitoring, sample types, and reporting requirements.

6.3 Follow-up Actions if Discharge Exceeds Numeric Effluent Limit.

You shall conduct follow-up monitoring within 30 calendar days (or during the next qualifying runoff event, should none occur within 30 days) of implementing corrective action(s) taken pursuant to Part 3 in response to an exceedance of a numeric effluent limit contained in this permit. Monitoring shall be performed for any pollutant(s) that exceeds the effluent limit. If this follow-up monitoring exceeds the applicable effluent limitation, you shall comply with both Parts 6.3.1 and 6.3.2.

6.3.1 Submit an Exceedance Report.

You shall submit an Exceedance Report consistent with Part 7.3.

6.3.2 Continue to Monitor.

You shall continue to monitor, at least quarterly, until your discharge is in compliance with the effluent limit or until Ohio EPA waives the requirement for additional monitoring.

7. Reporting and Recordkeeping

7.1 Reporting Monitoring Data to Ohio EPA.

All monitoring data collected pursuant to Parts 6.2 and 6.3 shall be submitted to Ohio EPA using Ohio EPA's online electronic discharge monitoring report (eDMR) system (<https://ebiz.epa.ohio.gov/login.jsp>) no later than 30 days (email date or postmark date) after you have received your complete laboratory results for all monitored outfalls. If you cannot access eDMR, paper reporting forms shall be submitted by the same deadline to the appropriate address identified in Part 7.6.1. For additional information, visit the following Ohio EPA website address: <http://epa.ohio.gov/dsw/edmr/eDMR.aspx>.

7.2 Annual Report

You shall complete an annual report using the Annual Reporting Form (Appendix I of this permit) provided by Ohio EPA. You are not required to submit your annual report to Ohio EPA unless specifically requested. The timeframe to complete the report is at the discretion of the permittee but the same schedule to complete shall be maintained throughout this permit term. You shall keep the completed annual reports with your SWPPP.

7.3 Exceedance Report for Numeric Effluent Limits

If follow-up monitoring pursuant to Part 6.3 exceeds a numeric effluent limit, you shall submit an Exceedance Report to Ohio EPA no later than 30 days after you have received your lab results. Your report shall include the following:

- Ohio EPA Facility permit number;
- Facility name, physical address and location;
- Name of receiving water;
- Monitoring data from this and the preceding monitoring event(s);
- An explanation of the situation; what you have done and intend to do (should your corrective actions not yet be complete) to correct the violation; and
- An appropriate contact name and phone number.

7.4 Additional Reporting.

In addition to the reporting requirements stipulated in Part 7, you are also subject to the standard permit reporting provisions of Appendix B, Subsection 12.

Where applicable, you shall submit the following reports to the appropriate Ohio EPA District Office listed in Part 7.6.2, as applicable. If you discharge through an MS4, you shall also submit these reports to the MS4 operator when requested (identified pursuant to Part 5.1.2).

- 24-hour reporting (see Appendix B, Subsection 12.F) - You shall report any noncompliance which may endanger health or the environment. Any information shall be provided orally within 24 hours from the time you become aware of the circumstances;
- 5-day follow-up reporting to the 24-hour reporting (see Appendix B, Subsection 12.F) - A written submission shall also be provided within five days of the time you become aware of the circumstances;
- Reportable quantity spills (see Part 2.1.2.4) - You shall provide notification, as required under Part 2.1.2.4, as soon as you have knowledge of a leak, spill, or other release containing a hazardous substance or oil in an amount equal to or in excess of a reportable quantity.

Where applicable, you shall submit the following reports to Ohio EPA Central Office at the appropriate address in Part 7.6.1:

- Planned changes (see Appendix B, Subsection 12.A) – You shall give notice to Ohio EPA as soon as possible of any planned physical alterations or additions to the permitted facility that qualify the facility as a new source or that could significantly change the nature or significantly increase the quantity of pollutants discharged;
- Anticipated noncompliance (see Appendix B, Subsection 12.B) – You shall give advance notice to Ohio EPA of any planned changes in the permitted facility or activity which you anticipate will result in noncompliance with permit requirements;
- Transfer of ownership and/or operation – You shall submit a complete and accurate NPDES permit transfer application in accordance with the requirements of Appendix G of this permit;
- Compliance schedules (see Appendix B, Subsection 12.F) - Reports of compliance or noncompliance with, or any progress reports on, interim and final requirements contained in any compliance schedule of this permit shall be submitted no later than 14 days following each schedule date;

- Other noncompliance (see Appendix B, Subsection 12.G) - You shall report all instances of noncompliance not reported in your monitoring report (pursuant to Part 7.1), compliance schedule report, or 24-hour report at the time monitoring reports are submitted; and
- Other information (see Appendix B, Subsection 12.H) – You shall promptly submit facts or information if you become aware that you failed to submit relevant facts in your NOI, or that you submitted incorrect information in your NOI or in any report.

7.5 Recordkeeping.

You shall retain copies of your SWPPP (including any modifications made during the term of this permit), additional documentation requirements pursuant to Part 5.4 (including documentation related to corrective actions taken pursuant to Part 3), all reports and certifications required by this permit, monitoring data, and records of all data used to complete the NOI to be covered by this permit, for a period of at least 3 years from the date that your coverage under this permit expires or is terminated.

7.6 Addresses for Reports

7.6.1 Ohio EPA Central Office Addresses

Paper copies of any reports required in Part 6 and 7, not otherwise submitted electronically via Ohio EPA's eDMR, shall be sent to the following address:

Mailing Address for Other Forms/Reports:

Ohio EPA
Division of Surface Water
P.O. Box 1049
50 West Town Street, Suite 700
Columbus, Ohio 43216-1049

7.6.2 Ohio EPA District Office Addresses

7.6.2.1 Ohio EPA Southeast District Office:

Adams	Athens	Belmont	Coshocton	Gallia
Guernsey	Harrison	Hocking	Jackson	Jefferson
Lawrence	Meigs	Monroe	Morgan	Muskingum
Noble	Perry	Pike	Ross	Scioto
Tuscarawas	Vinton	Washington		

Attn: Storm Water Coordinator
2195 Front Street
Logan, Ohio 43138
Phone: (740) 385-8501
Fax: (740) 385-6490

7.6.2.2 Ohio EPA Southwest District Office:

Brown	Butler	Champaign	Clark	Clermont
Clinton	Darke	Greene	Hamilton	Highland
Logan	Miami	Montgomery	Preble	Shelby

[Warren](#)

Attn: Storm Water Coordinator
401 East Fifth Street
Dayton, Ohio 45402
Phone: (937) 285-6357
Fax: (937) 285-6249

7.6.2.3 Ohio EPA Northwest District Office:

Allen	Ashland	Auglaize	Crawford	Defiance
Erie	Fulton	Hancock	Hardin	Henry
Huron	Lucas	Marion	Mercer	Ottawa
Paulding	Putnam	Richland	Sandusky	Seneca
Van Wert	Williams	Wood	Wyandot	

Attn: Storm Water Coordinator
347 North Dunbridge Road
Bowling Green, Ohio 43402
Phone: (419) 352-8461
Fax: (419) 352-8468

7.6.2.4 Ohio EPA Northeast District Office:

Ashtabula	Carroll	Columbiana	Cuyahoga	Geauga
Holmes	Lake	Lorain	Mahoning	Medina
Portage	Stark	Summit	Trumbull	Wayne

Attn: Storm Water Coordinator
2110 East Aurora Road
Twinsburg, Ohio 44087
Phone: (330) 963-1200
Fax: (330) 487-0769

7.6.2.5 Ohio EPA Central District Office:

Delaware	Fairfield	Fayette	Franklin	Knox
Licking	Madison	Morrow	Pickaway	Union

Attn: Storm Water Coordinator
50 West Town Street, Suite 700
Columbus, Ohio 43215
Phone: (614) 728-3778
Fax: (614) 728-3898

Part 8 – Sector-Specific Requirements for Industrial Activity

Subpart A – Sector A – Timber Products.

You shall comply with Part 8 sector-specific requirements associated with your primary industrial activity and any co-located industrial activities, as defined in Appendix A. The sector-specific requirements apply to those areas of your facility where those sector-specific activities occur. These sector-specific requirements are in addition to any requirements specified elsewhere in this permit.

8.A.1 Covered Storm Water Discharges.

The requirements in Subpart A apply to storm water discharges associated with industrial activity from Timber Products facilities as identified by the SIC Codes specified under Sector A in Table D-1 of Appendix D of the permit.

8.A.2 Limitation on Coverage

- 8.A.2.1 *Prohibition of Discharges.* (See also Part 1.1.4) Not covered by this permit: storm water discharges from areas where there may be contact with the chemical formulations sprayed to provide surface protection. These discharges shall be covered by a separate NPDES permit.
- 8.A.2.2 *Authorized Non-Storm Water Discharges.* (See also Part 1.1.3) Also authorized by this permit, provided the non-storm water component of the discharge is in compliance with the requirements in Part 2.1.2 (Control Measures/Best Management Practices (BMPs)): discharges from the spray down of lumber and wood product storage yards where no chemical additives are used in the spray-down waters and no chemicals are applied to the wood during storage.

8.A.3 Additional Control Measures/Best Management Practices (BMPs).

- 8.A.3.1 *Good Housekeeping.* (See also Part 2.1.2.2) In areas where storage, loading and unloading, and material handling occur, perform good housekeeping to limit the discharge of wood debris, minimize the leachate generated from decaying wood materials, and minimize the generation of dust.

8.A.4 Additional SWPPP Requirements.

- 8.A.4.1 *Drainage Area Site Map.* (See also Part 5.1.2) Document in your SWPPP where any of the following may be exposed to precipitation or surface runoff: processing areas, treatment chemical storage areas, treated wood and residue storage areas, wet decking areas, dry decking areas, untreated wood and residue storage areas, and treatment equipment storage areas.
- 8.A.4.2 *Inventory of Exposed Materials.* (See also Part 5.1.3.2) Where such information exists, if your facility has used chlorophenolic, creosote, or chromium-copper-arsenic formulations for wood surface protection or preserving, document in your SWPPP the following: areas where contaminated soils, treatment equipment, and stored materials still remain and the management practices employed to minimize the contact of these materials with storm water runoff.
- 8.A.4.3 *Description of Storm Water Management Controls.* (See also Part 5.1.4) Document measures implemented to address the following activities and sources: log, lumber, and wood product storage areas; residue storage areas; loading and unloading areas; material handling areas; chemical storage areas; and equipment and vehicle maintenance, storage, and repair areas. If your facility performs wood surface protection and preservation activities, address the specific control measures, including any BMPs, for these activities.

8.A.5 Additional Inspection Requirements.

See also Part 4.1. If your facility performs wood surface protection and preservation activities, inspect processing areas, transport areas, and treated wood storage areas monthly to assess the usefulness of practices to minimize the deposit of treatment chemicals on unprotected soils and in areas that will come in contact with storm water discharges.

8.A.6 Sector-Specific Benchmarks. (See also Part 6 of the permit.)

Table 8.A-1 identifies benchmarks that apply to the specific subsectors of Sector A. These benchmarks apply to both your primary industrial activity and any co-located industrial activities, which describe your site activities.

Subsector (You may be subject to requirements for more than one sector/subsector)	Parameter	Benchmark Monitoring Concentration
Subsector A1. General Sawmills and Planing Mills (SIC 2421)	Chemical Oxygen Demand (COD)	120.0 mg/L
	Total Suspended Solids (TSS)	100 mg/L
	Total Zinc ¹	Hardness Dependent
Subsector A2. Wood Preserving (SIC 2491)	Total Arsenic	0.34 mg/L
	Total Copper ¹	Hardness Dependent
Subsector A3. Log Storage and Handling (SIC 2411)	Total Suspended Solids (TSS)	100 mg/L
Subsector A4. Hardwood Dimension and Flooring Mills; Special Products Sawmills, not elsewhere classified; Millwork, Veneer, Plywood, and Structural Wood; Wood Pallets and Skids; Wood Containers, not elsewhere classified; Wood Buildings and Mobile Homes; Reconstituted Wood Products; and Wood Products Facilities not elsewhere classified (SIC 2426, 2429, 2431-2439 (except 2434), 2441, 2448, 2449, 2451, 2452, 2493, and 2499)	Chemical Oxygen Demand (COD)	120.0 mg/L
	Total Suspended Solids (TSS)	100.0 mg/L

¹ The benchmark values of some metals are dependent on water hardness. For these parameters, permittees shall determine the hardness of the receiving water (see Appendix J, “Calculating Hardness in Receiving Waters for Hardness Dependent Metals,” for methodology), in accordance with Part 6.2.1.1, to identify the applicable ‘hardness range’ for determining their benchmark value applicable to their facility. The ranges occur in 25 mg/L increments. Hardness Dependent Benchmarks follow in the table below:

Water Hardness Range	Copper (mg/L)	Zinc (mg/L)
0-25 mg/L	0.0038	0.04
25-50 mg/L	0.0056	0.05

50-75 mg/L	0.0090	0.08
75-100 mg/L	0.0123	0.11
100-125 mg/L	0.0156	0.13
125-150 mg/L	0.0189	0.16
150-175 mg/L	0.0221	0.18
175-200 mg/L	0.0253	0.20
200-225 mg/L	0.0285	0.23
225-250 mg/L	0.0316	0.25
250-275 mg/L	0.0348	0.27
275-300 mg/L	0.0379	0.29
300-325 mg/L	0.0410	0.31
325-350 mg/L	0.0440	0.34
350-375 mg/L	0.0471	0.36
375-400 mg/L	0.0502	0.38
400+ mg/L	0.0517	0.39

8.A.7 Effluent Limitations Based on Effluent Limitations Guidelines (See also Part 6.2.2.1 of the permit.)

Table 8.A-2 identifies effluent limits that apply to the industrial activities described below. Compliance with these effluent limits is to be determined based on discharges from these industrial activities independent of commingling with any other wastestreams that may be covered under this permit.

Table 8.A-2¹		
Industrial Activity		
Discharges resulting from spray down or intentional wetting of logs at wet deck storage areas	pH	6.5 - 9.0 s.u
	Debris (woody material such as bark, twigs, branches, heartwood, or sapwood)	No discharge of debris that will not pass through a 2.54-cm (1-in.) diameter round opening

¹ Monitor annually.

Part 8 – Sector-Specific Requirements for Industrial Activity

Subpart B – Sector B – Paper and Allied Products.

You shall comply with Part 8 sector-specific requirements associated with your primary industrial activity and any co-located industrial activities, as defined in Appendix A. The sector-specific requirements apply to those areas of your facility where those sector-specific activities occur. These sector-specific requirements are in addition to any requirements specified elsewhere in this permit.

8.B.1 Covered Storm Water Discharges.

The requirements in Subpart B apply to storm water discharges associated with industrial activity from Paper and Allied Products Manufacturing facilities, as identified by the SIC Codes specified under Sector B in Table D-1 of Appendix D of the permit.

8.B.2 Sector-Specific Benchmarks. (See also Part 6 of the permit.)

Table 8.B-1.		
Subsector (You may be subject to requirements for more than one sector/subsector)	Parameter	Benchmark Monitoring Concentration
Subsector B1. Paperboard Mills (SIC Code 2631)	Chemical Oxygen Demand (COD)	120 mg/L

Part 8 – Sector-Specific Requirements for Industrial Activity

Subpart C – Sector C – Chemical and Allied Products Manufacturing, and Refining.

You shall comply with Part 8 sector-specific requirements associated with your primary industrial activity and any co-located industrial activities, as defined in Appendix A. The sector-specific requirements apply to those areas of your facility where those sector-specific activities occur. These sector-specific requirements are in addition to any requirements specified elsewhere in this permit.

8.C.1 Covered Storm Water Discharges.

The requirements in Subpart C apply to storm water discharges associated with industrial activity from Chemical and Allied Products Manufacturing, and Refining facilities, as identified by the SIC Codes specified under Sector C in Table D-1 of Appendix D of the permit.

8.C.2 Limitations on Coverage.

8.C.2.1 *Prohibition of Non-Storm Water Discharges.* (See also Part 1.1.4) The following are not covered by this permit: non-storm water discharges containing inks, dyes, paints, or substances (hazardous, nonhazardous, etc.) resulting from an onsite spill, including materials collected in drip pans; washwater from material handling and processing areas; and washwater from drum, tank, or container rinsing and cleaning. Also not covered by this permit is the discharge of leachate as defined by Ohio Administrative Code (OAC) 3745-27-01(L)(1).

8.C.3 Sector-Specific Benchmarks. (See also Part 6 of the permit.)

Table 8.C-1 identifies benchmarks that apply to the specific subsectors of Sector C. These benchmarks apply to both your primary industrial activity and any co-located industrial activities.

Subsector (You may be subject to requirements for more than one sector/subsector)	Parameter	Benchmark Monitoring Concentration
Subsector C1. Agricultural Chemicals (SIC 2873, 2875 (non-composting) -2879)	Nitrate plus Nitrite Nitrogen	0.68 mg/L
	Total Lead ¹	Hardness Dependent
	Total Zinc ¹	Hardness Dependent
	Phosphorus	2.0 mg/L
Subsector C2. Industrial Inorganic Chemicals (SIC 2812-2819)	Total Aluminum	0.75 mg/ L
	Nitrate plus Nitrite Nitrogen	0.68 mg/L
Subsector C3. Soaps, Detergents, Cosmetics, and Perfumes (SIC 2841-2844)	Nitrate plus Nitrite Nitrogen	0.68 mg/L
	Total Zinc ¹	Hardness Dependent
Subsector C4. Plastics, Synthetics, and Resins (SIC 2821-2824)	Total Zinc ¹	Hardness Dependent
Subsector C6. Composting (SIC 2875)	Biochemical Oxygen Demand (BOD ₅)	30 mg/L
	Ammonia	3.1 mg/L
	pH	6.5 – 9.0 s.u.
	Total Suspended Solids (TSS)	100 mg/L

¹ The benchmark values of some metals are dependent on water hardness. For these parameters, permittees shall determine the hardness of the receiving water (see Appendix J, “Calculating Hardness in Receiving Waters for Hardness Dependent Metals,” for methodology), in accordance with Part 6.2.1.1, to identify the applicable ‘hardness range’ for determining their benchmark value applicable to their facility. The ranges occur in 25 mg/L increments. Hardness Dependent Benchmarks follow in the table below:

Water Hardness Range	Lead (mg/L)	Zinc (mg/L)
0-25 mg/L	0.021	0.04
25-50 mg/L	0.035	0.05
50-75 mg/L	0.067	0.08
75-100 mg/L	0.103	0.11
100-125 mg/L	0.142	0.13
125-150 mg/L	0.184	0.16
150-175 mg/L	0.227	0.18
175-200 mg/L	0.272	0.20
200-225 mg/L	0.320	0.23
225-250 mg/L	0.368	0.25
250-275 mg/L	0.418	0.27
275-300 mg/L	0.470	0.29
300-325 mg/L	0.522	0.31
325-350 mg/L	0.576	0.34
350-375 mg/L	0.631	0.36
375-400 mg/L	0.687	0.38
400+ mg/L	0.715	0.39

Part 8 – Sector-Specific Requirements for Industrial Activity

Subpart D – Sector D – Asphalt Paving and Roofing Materials and Lubricant Manufacturing.

You shall comply with Part 8 sector-specific requirements associated with your primary industrial activity and any co-located industrial activities, as defined in Appendix A. The sector-specific requirements apply to those areas of your facility where those sector-specific activities occur. These sector-specific requirements are in addition to any requirements specified elsewhere in this permit.

8.D.1 Covered Storm Water Discharges.

The requirements in Subpart D apply to storm water discharges associated with industrial activity from Asphalt Paving and Roofing Materials and Lubricant Manufacturing facilities, as identified by the SIC Codes specified under Sector D in Table D-1 of Appendix D of the permit.

8.D.2 Limitations on Coverage.

The following storm water discharges associated with industrial activity are not authorized by this permit (See also Part 1.1.4)

8.D.2.1 Discharges from petroleum refining facilities, including those that manufacture asphalt or asphalt products, that are subject to nationally established effluent limitation guidelines found in 40 CFR Part 419 (Petroleum Refining).

The following storm water discharges associated with industrial activity are not authorized under Sector D:

8.D.2.2 Discharges from oil recycling facilities, which are covered under Sector N (see Part 8.N); and

8.D.2.3 Discharges associated with fats and oils rendering, which are covered under Sector U (see Part 8.U).

8.D.3 Sector-Specific Benchmarks. (See also Part 6 of the permit.)

Table 8.D-1 identifies benchmarks that apply to the specific subsectors of Sector D. These benchmarks apply to both your primary industrial activity and any co-located industrial activities, which describe your site activities.

Table 8.D-1.		
Subsector	Parameter	Benchmark Monitoring Concentration
Subsector D1. Asphalt Paving and Roofing Materials (SIC 2951, 2952)	Total Suspended Solids (TSS)	100 mg/L

8.D.3.1 *Inactive and Unstaffed Sites – Conditional Exemption from No Exposure Requirement for Routine Inspections, Quarterly Visual Assessments, and Benchmark Monitoring.* As a Sector D facility, if you are seeking to exercise a waiver from either the routine inspection, quarterly visual assessment or the benchmark monitoring requirements for inactive and unstaffed sites

(including temporarily inactive sites), you are conditionally exempt from the requirement to certify that “there are no industrial materials or activities exposed to storm water” in Parts 4.2.3 and 6.2.1.3, respectively. This exemption is conditioned on the following:

- If circumstances change and your facility becomes active and/or staffed, this exception no longer applies and you shall immediately begin complying with the applicable benchmark monitoring requirements under Part 6.2, and the quarterly visual assessment requirements; and
- Ohio EPA retains the authority to revoke this exemption and/or the monitoring waiver where it is determined that the discharge causes, has a reasonable potential to cause, or contributes to an instream excursion above an applicable water quality standard, including designated uses.

Subject to the two conditions above, if your facility is inactive and unstaffed, you are waived from the requirement to conduct quarterly visual assessments and routine facility inspections. You shall still conduct an annual site inspection in accordance with Part 4.1. You are encouraged to inspect your site more frequently where you have reason to believe that severe weather or natural disasters may have damaged control measures or increased discharges.

8.D.4 Effluent Limitations Based on Effluent Limitations Guidelines (See also Part 6.2.2.1 of the permit.)

Table 8.D-2 identifies effluent limits that apply to the industrial activities described below. Compliance with these effluent limits is to be determined based on discharges from these industrial activities independent of commingling with any other wastestreams that may be covered under this permit.

Table 8.D-2¹		
Industrial Activity	Parameter	Effluent Limit
Discharges from asphalt emulsion facilities.	Total Suspended Solids (TSS)	23.0 mg/L, daily maximum 15.0 mg/L, 30-day avg.
	pH	6.5 - 9.0 s.u.
	Oil and Grease	15.0 mg/L, daily maximum
		10 mg/L, 30-day avg.

¹Monitor annually.

Part 8 – Sector-Specific Requirements for Industrial Activity

Subpart E – Sector E – Glass, Clay, Cement, Concrete, and Gypsum Products.

You shall comply with Part 8 sector-specific requirements associated with your primary industrial activity and any co-located industrial activities, as defined in Appendix A. The sector-specific requirements apply to those areas of your facility where those sector-specific activities occur. These sector-specific requirements are in addition to any requirements specified elsewhere in this permit.

8.E.1 Covered Storm Water Discharges.

The requirements in Subpart E apply to storm water discharges associated with industrial activity from Glass, Clay, Cement, Concrete, and Gypsum Products facilities, as identified by the SIC Codes specified under Sector E in Table D-1 of Appendix D of the permit.

8.E.2 Additional Control Measures/Best Management Practices (BMPs).

8.E.2.1 *Good Housekeeping Measures.* (See also Part 2.1.2.2) With good housekeeping, prevent or minimize the discharge of spilled cement, aggregate (including sand or gravel), kiln dust, fly ash, settled dust, or other significant material in storm water from paved portions of the site that are exposed to storm water. Consider sweeping regularly or using other equivalent measures to minimize the presence of these materials. Indicate in your SWPPP the frequency of sweeping or equivalent measures. Determine the frequency based on the amount of industrial activity occurring in the area and the frequency of precipitation. You shall also prevent the exposure of fine granular solids (cement, fly ash, kiln dust, etc.) to storm water, where practicable, by storing these materials in enclosed silos, hoppers, or buildings, or under other covering.

8.E.3 Additional SWPPP Requirements.

8.E.3.1 *Drainage Area Site Map.* (See also Part 5.1.2) Document in the SWPPP the locations of the following, as applicable: bag house or other dust control device; recycle/sedimentation pond, clarifier, or other device used for the treatment of process wastewater; and the areas that drain to the treatment device.

8.E.3.2 *Certification.* (See also Part 5.1.3.4) For facilities producing ready-mix concrete, concrete block, brick, or similar products, include in the non-storm water discharge certification a description of measures that ensure that process waste waters resulting from washing trucks, mixers, transport buckets, forms, or other equipment are discharged in accordance with NPDES requirements or are recycled.

8.E.4 Sector-Specific Benchmarks. (See also Part 6 of the permit.)

Table 8.E-1 identifies benchmarks that apply to the specific subsectors of Sector E. These benchmarks apply to both your primary industrial activity and any co-located industrial activities, which describe your site activities.

Table 8.E-1.		
Subsector (You may be subject to requirements for more than one sector/subsector)	Parameter	Benchmark Monitoring Cutoff Concentration
Subsector E1. Clay Product Manufacturers (SIC 3251-3259, 3261-3269)	Total Aluminum	0.75 mg/L
Subsector E2. Concrete and Gypsum Product Manufacturers (SIC 3271-3275)	Total Suspended Solids (TSS)	100 mg/L

8.E.4.1 *Inactive and Unstaffed Sites – Conditional Exemption from No Exposure Requirement for Routine Inspections, Quarterly Visual Assessments, and Benchmark Monitoring.* As a Sector E facility, if you are seeking to exercise a waiver from either the routine inspection, quarterly visual assessment or the benchmark monitoring requirements for inactive and unstaffed sites (including temporarily inactive sites), you are conditionally exempt from the requirement to certify that “there are no industrial materials or activities exposed to storm water” in Parts 4.2.3 and 6.2.1.3, respectively. This exemption is conditioned on the following:

- If circumstances change and your facility becomes active and/or staffed, this exception no longer applies and you shall immediately begin complying with the applicable benchmark monitoring requirements under Part 6.2, and the quarterly visual assessment requirements; and
- Ohio EPA retains the authority to revoke this exemption and/or the monitoring waiver where it is determined that the discharge causes, has a reasonable potential to cause, or contributes to an instream excursion above an applicable water quality standard, including designated uses.

Subject to the two conditions above, if your facility is inactive and unstaffed, you are waived from the requirement to conduct quarterly visual assessments and routine facility inspections. You shall still conduct an annual site inspection in accordance with Part 4.1. You are encouraged to inspect your site more frequently where you have reason to believe that severe weather or natural disasters may have damaged control measures or increased discharges.

8.E.5 Effluent Limitations Based on Effluent Limitations Guidelines (See also Part 6.2.2.1 of the permit.)

Table 8.E-2 identifies effluent limits that apply to the industrial activities described below. Compliance with these limits is to be determined based on discharges from these industrial activities independent of commingling with any other wastestreams that may be covered under this permit.

Table 8.E-2¹		
Industrial Activity	Parameter	Effluent Limit
Discharges from material storage piles at cement manufacturing facilities	Total Suspended Solids (TSS)	50 mg/L, daily maximum
	pH	6.5 - 9.0 s.u.

¹Monitor annually.

Part 8 – Sector-Specific Requirements for Industrial Activity

Subpart F – Sector F – Primary Metals.

You shall comply with Part 8 sector-specific requirements associated with your primary industrial activity and any co-located industrial activities, as defined in Appendix A. The sector-specific requirements apply to those areas of your facility where those sector-specific activities occur. These sector-specific requirements are in addition to any requirements specified elsewhere in this permit.

8.F.1 Covered Storm Water Discharges.

The requirements in Subpart F apply to storm water discharges associated with industrial activity from Primary Metals facilities, as identified by the SIC Codes specified under Sector F in Table D-1 of Appendix D of the permit.

8.F.2 Additional Control Measures/Best Management Practices (BMPs).

8.F.2.1 *Good Housekeeping Measures.* (See also Part 2.1.2.2) As part of your good housekeeping program, include a cleaning and maintenance program for all impervious areas of the facility where particulate matter, dust, or debris may accumulate, especially areas where material loading and unloading, storage, handling, and processing occur; and, where practicable, the paving of areas where vehicle traffic or material storage occur but where vegetative or other stabilization methods are not practicable (institute a sweeping program in these areas too). For unstabilized areas where sweeping is not practicable, consider using storm water management devices such as sediment traps, vegetative buffer strips, filter fabric fence, sediment filtering boom, gravel outlet protection, or other equivalent measures that effectively trap or remove sediment.

8.F.3 Additional SWPPP Requirements.

8.F.3.1 *Drainage Area Site Map.* (See also Part 5.1.2) Identify in the SWPPP where any of the following activities may be exposed to precipitation or surface runoff: storage or disposal of wastes such as spent solvents and baths, sand, slag and dross; liquid storage tanks and drums; processing areas including pollution control equipment (e.g., baghouses); and storage areas of raw material such as coal, coke, scrap, sand, fluxes, refractories, or metal in any form. In addition, indicate where an accumulation of significant amounts of particulate matter could occur from such sources as furnace or oven emissions, losses from coal and coke handling operations, etc., and could result in a discharge of pollutants to surface waters of the State.

8.F.3.2 *Inventory of Exposed Material.* (See also Part 5.1.3.2) Include in the inventory of materials handled at the site that potentially may be exposed to precipitation or runoff, areas where deposition of particulate matter from process air emissions or losses during material-handling activities are possible

8.F.4 **Additional Inspection Requirements.** (See also Part 4.1) As part of conducting your quarterly routine facility inspections (Part 4.1), address all potential sources of pollutants, including (if applicable) air pollution control equipment (e.g., baghouses, electrostatic precipitators, scrubbers, and cyclones), for any signs of degradation (e.g., leaks, corrosion, or improper operation) that could limit their efficiency and lead to excessive emissions. Consider monitoring air flow at inlets and outlets (or use equivalent measures) to check for leaks (e.g., particulate deposition) or blockage in ducts. Also inspect all process and material handling equipment (e.g., conveyors, cranes, and vehicles) for leaks, drips, or the potential loss of

material; and material storage areas (e.g., piles, bins, or hoppers for storing coke, coal, scrap, or slag, as well as chemicals stored in tanks and drums) for signs of material losses due to wind or storm water runoff.

8.F.5 Sector-Specific Benchmarks. (See also Part 6 of the permit.)

Subsector (You may be subject to requirements for more than one sector/subsector)	Parameter	Benchmark Monitoring Cutoff Concentration
Subsector F1. Steel Works, Blast Furnaces, and Rolling and Finishing Mills (SIC 3312-3317)	Total Aluminum	0.75 mg/L
	Total Zinc ¹	Hardness Dependent
Subsector F2. Iron and Steel Foundries (SIC 3321-3325)	Total Aluminum	0.75 mg/L
	Total Suspended Solids (TSS)	100 mg/L
	Total Copper ¹	Hardness Dependent
	Total Zinc ¹	Hardness Dependent
Subsector F3. Rolling, Drawing, and Extruding of Nonferrous Metals (SIC 3351-3357)	Total Copper ¹	Hardness Dependent
	Total Zinc ¹	Hardness Dependent
Subsector F4. Nonferrous Foundries (SIC 3363-3369)	Total Copper ¹	Hardness Dependent
	Total Zinc ¹	Hardness Dependent

¹ The benchmark values of some metals are dependent on water hardness. For these parameters, permittees shall determine the hardness of the receiving water (see Appendix J, “Calculating Hardness in Receiving Waters for Hardness Dependent Metals,” for methodology), in accordance with Part 6.2.1.1, to identify the applicable ‘hardness range’ for determining their benchmark value applicable to their facility. The ranges occur in 25 mg/L increments. Hardness Dependent Benchmarks follow in the table below:

Water Hardness Range	Copper (mg/L)	Zinc (mg/L)
0-25 mg/L	0.0038	0.04
25-50 mg/L	0.0056	0.05
50-75 mg/L	0.0090	0.08
75-100 mg/L	0.0123	0.11
100-125 mg/L	0.0156	0.13
125-150 mg/L	0.0189	0.16
150-175 mg/L	0.0221	0.18
175-200 mg/L	0.0253	0.20
200-225 mg/L	0.0285	0.23
225-250 mg/L	0.0316	0.25
250-275 mg/L	0.0348	0.27
275-300 mg/L	0.0379	0.29
300-325 mg/L	0.0410	0.31
325-350 mg/L	0.0440	0.34
350-375 mg/L	0.0471	0.36
375-400 mg/L	0.0502	0.38
400+ mg/L	0.0517	0.39

Part 8 – Sector-Specific Requirements for Industrial Activity

Subpart G – Sector G – (Reserved)

DRAFT

Part 8 – Sector-Specific Requirements for Industrial Activity

Subpart H – Sector H (Reserved)

DRAFT

Part 8 – Sector-Specific Requirements for Industrial Activity

Subpart I – Sector I – Oil and Gas Extraction.

You shall comply with Part 8 sector-specific requirements associated with your primary industrial activity and any co-located industrial activities, as defined in Appendix A. The sector-specific requirements apply to those areas of your facility where those sector-specific activities occur. These sector-specific requirements are in addition to any requirements specified elsewhere in this permit.

8.I.1 Covered Storm Water Discharges.

The requirements in Subpart I apply to storm water discharges associated with industrial activity from Oil and Gas Extraction facilities as identified by the SIC Codes specified under Sector I in Table D-1 of Appendix D of the permit.

Discharges of storm water runoff from field activities or operations associated with oil and gas exploration, production, processing, or treatment operations or transmission facilities are exempt from NPDES permit coverage unless, in accordance with 40 CFR 122.26(c)(1)(iii), the facility:

- Has had a discharge of storm water resulting in the discharge of a reportable quantity for which notification is or was required pursuant to 40 CFR 117.21 or 40 CFR 302.6 at anytime since November 16, 1987; or
- Has had a discharge of storm water resulting in the discharge of a reportable quantity for which notification is or was required pursuant to 40 CFR 110.6 at any time since November 16, 1987; or
- Contributes to a violation of a water quality standard.

Any storm water discharges that require permit coverage as a result of meeting one of the conditions of 122.26(c)(1)(iii) may be covered under this permit unless otherwise required to obtain coverage under an alternative NPDES general permit or an individual NPDES permit as specified in Part 1.6.1.

8.I.2 Limitations on Coverage.

8.I.2.1 *Storm Water Discharges Subject to Effluent Limitation Guidelines.* (See also Part 1.1.4.4) This permit does not authorize storm water discharges from petroleum drilling operations that are subject to nationally established effluent limitation guidelines found at 40 CFR Part 435, respectively.

8.I.2.2 *Non-Storm Water Discharges.* Discharges of vehicle and equipment washwater, including tank cleaning operations, are not authorized by this permit. Alternatively, washwater discharges shall be authorized under a separate NPDES permit, or be discharged to a sanitary sewer in accordance with applicable industrial pretreatment requirements.

8.I.3 Additional Control Measures/Best Management Practices (BMPs).

8.I.3.1 *Vegetative Controls.* Implement vegetative practices designed to preserve existing vegetation, where attainable, and revegetate open areas as soon as practicable after grade drilling. Consider the following (or equivalent measures): temporary or permanent seeding, mulching, sod stabilization, vegetative buffer strips, and tree protection practices. Begin implementing appropriate vegetative practices on all disturbed areas within 14 days following the last activity in that area.

8.I.4 Additional SWPPP Requirements.

- 8.I.4.1 *Drainage Area Site Map.* (See also Part 5.1.2) Document in your SWPPP where any of the following may be exposed to precipitation or surface runoff: Reportable Quantity (RQ) releases; locations used for the treatment, storage, or disposal of wastes; processing areas and storage areas; chemical mixing areas; construction and drilling areas; all areas subject to the effluent guidelines requirements for “No Discharge” in accordance with 40 CFR 435.32; and the structural controls to achieve compliance with the “No Discharge” requirements.
- 8.I.4.2 *Potential Pollutant Sources.* (See also Part 5.1.3) Also document in your SWPPP the following sources and activities that have potential pollutants associated with them: chemical, cement, mud, or gel mixing activities; drilling or mining activities; and equipment cleaning and rehabilitation activities. In addition, include information about the reportable quantity (RQ) release that triggered the permit application requirements: the nature of the release (e.g., spill of oil from a drum storage area), amount of oil or hazardous substance released, amount of substance recovered, date of the release, cause of the release (e.g., poor handling techniques and lack of containment in the area), areas affected by the release (i.e., land and water), procedure to clean up release, actions or procedures implemented to prevent or improve response to a release, and remaining potential contamination of storm water from release (taking into account human health risks, the control of drinking water intakes, and the designated uses of the receiving water).
- 8.I.4.3 *Erosion and Sedimentation Control.* (See also Part 2.1.2.5) Unless covered by the current Construction General Permit (CGP), the additional documentation requirements for sediment and erosion controls for well drillings and sand/shale mining areas include the following:
- 8.I.4.3.1 *Site Description.* Also include a description in your SWPPP of the nature of the exploration activity, estimates of the total area of site and area disturbed due to exploration activity, an estimate of runoff coefficient of the site, a site drainage map, including approximate slopes, and the names of all receiving waters.
- 8.I.4.3.2 *Vegetative Controls.* Document vegetative practices used consistent with Part 8.I.3.1 in the SWPPP.

8.I.5 Additional Inspection Requirements.

All erosion and sedimentation control measures shall be inspected every 7 days.

Part 8 – Sector-Specific Requirements for Industrial Activity

Subpart J – Sector J – Non-Metallic Mineral Mining and Dressing.

You shall comply with Part 8 sector-specific requirements associated with your primary industrial activity and any co-located industrial activities, as defined in Appendix A. The sector-specific requirements apply to those areas of your facility where those sector-specific activities occur. These sector-specific requirements are in addition to any requirements specified elsewhere in this permit.

8.J.1 Covered Storm Water Discharges.

The requirements in Subpart J apply to storm water discharges associated with industrial activity from Active and Inactive Non-Metallic Mineral Mining and Dressing facilities as identified by the SIC Codes specified under Sector J in Table D-1 of Appendix D of the permit.

8.J.1.1 *Covered Discharges from Inactive Facilities.* All storm water discharges.

8.J.1.2 *Covered Discharges from Active and Temporarily Inactive Facilities.* All storm water discharges, except for most storm water discharges subject to the existing effluent limitation guideline at 40 CFR Part 436. Mine dewatering discharges composed entirely of storm water or uncontaminated ground water seepage from: construction sand and gravel, industrial sand, and crushed stone mining facilities are covered by this permit.

8.J.1.3 *Covered Discharges from Exploration and Construction of Non-Metallic Mineral Mining Facilities.* All storm water discharges.

8.J.1.4 *Covered Discharges from Sites Undergoing Reclamation.* All storm water discharges.

8.J.2 Limitations on Coverage.

Most storm water discharges subject to an existing effluent limitation guideline at 40 CFR Part 436 are not authorized by this permit. The exceptions to this limitation, which are covered by this permit, are mine dewatering discharges composed entirely of storm water or uncontaminated ground water seepage from construction sand and gravel, industrial sand, and crushed stone mining facilities.

8.J.3 Definitions.

The following definitions are not intended to supersede the definitions of active and inactive mining facilities established by 40 CFR 122.26(b)(14)(iii).

8.J.3.1 *Mining operations* - Consists of the active and temporarily inactive phases, and the reclamation phase, but excludes the exploration and construction phases.

8.J.3.2 *Exploration phase* - Entails exploration and land disturbance activities to determine the financial viability of a site. The exploration phase is not considered part of “mining operations.”

8.J.3.3 *Construction phase* - Includes the building of site access roads and removal of overburden and waste rock to expose mineable minerals. The construction phase is not considered part of “mining operations”.

8.J.3.4 *Active phase* - Activities including the extraction, removal or recovery of minerals. For surface mines, this definition does not include any land where grading has returned the earth to a

desired contour and reclamation has begun. This definition is derived from the definition of “active mining area” found at 40 CFR 440.132(a). The active phase is considered part of “mining operations.”

- 8.J.3.5 *Reclamation phase* - Activities undertaken, in compliance with applicable mined land reclamation requirements, following the cessation of the “active phase”, intended to return the land to an appropriate post-mining land use. The reclamation phase is considered part of “mining operations”.

NOTE: The following definitions are not intended to supersede the definitions of active and inactive mining facilities established by 40 CFR 122.26(b)(14)(iii).

- 8.J.3.6 *Active Mineral Mining Facility* - A place where work or other activity related to the extraction, removal, or recovery of minerals is being conducted. For surface mines, this definition does not include any land where grading has returned the earth to a desired contour and reclamation has begun. This definition is derived from the definition of “active mining area” found at 40 CFR 440.132(a).

- 8.J.3.7 *Inactive Mineral Mining Facility* - A site or portion of a site where mineral mining and/or milling occurred in the past but is not an active facility as defined above, and where the inactive portion is not covered by an active mining permit issued by the applicable State or Federal agency. An inactive mineral mining facility has an identifiable owner / operator. Sites where mining claims are being maintained prior to disturbances associated with the extraction, beneficiation, or processing of mined materials, and sites where minimal activities are undertaken for the sole purpose of maintaining a mining claim are not considered either active or inactive mining facilities and do not require an NPDES industrial storm water permit.

- 8.J.3.8 *Temporarily Inactive Mineral Mining Facility* - A site or portion of a site where metal mining and/or milling occurred in the past but currently are not being actively undertaken, and the facility is covered by an active mining permit issued by the applicable State or Federal agency.

- 8.J.3.9 *Final Stabilization* - a site or portion of a site is “finally stabilized” when it has implemented all applicable Federal and State reclamation requirements.

- 8.J.3.10 *Uncontaminated* - Free from the presence of pollutants attributable to industrial activity.

8.J.4 Control Measures/Best Management Practices (BMPs) for Clearing, Grading, and Excavation Activities.

Clearing, grading, and excavation activities being conducted as part of the exploration and construction phase of mining activities are covered under this permit.

8.J.4.1 Management Practices for Clearing, Grading, and Excavation Activities.

- 8.J.4.1.1 *Selecting and installing control measures.* For all areas affected by clearing, grading, and excavation activities, you shall select, design, install, and implement control measures that meet applicable Part 2 control measures/best management practices (BMPs).

- 8.J.4.1.2 *Good Housekeeping.* (See also Part 2.1.2.2) Litter, debris, and chemicals shall be prevented from becoming a pollutant source in storm water discharges.

- 8.J.4.1.3 *Retention and Detention of Storm Water Runoff.* For drainage locations serving more than one acre, sediment basins and/or temporary sediment traps should be used. At a

minimum, silt fences, vegetative buffer strips, or equivalent sediment controls are required for all down slope boundaries (and for those side slope boundaries deemed appropriate as dictated by individual site conditions) of the development area unless a sediment basin providing storage for a calculated volume of runoff from a 2-year, 24-hour storm or 3,600 cubic feet of storage per acre drained is provided.

8.J.4.2 *Inspection of Clearing, Grading, and Excavation Activities.* (See also Part 4)

8.J.4.2.1 *Inspection Frequency.* Inspections shall be conducted either at least once every 7 calendar days or at least once every 14 calendar days and within 24 hours of the end of a storm event of 0.5 inches or greater. Inspection frequency may be reduced to at least once every month if the entire site is temporarily stabilized (pursuant to Part 8.J.4.3.2), if runoff is unlikely due to winter conditions (e.g., site is covered with snow, ice, or the ground is frozen), or construction is occurring during seasonal arid periods in arid areas and semi-arid areas.

8.J.4.2.2 *Location of Inspections.* Inspections shall include all areas of the site disturbed by clearing, grading, and/or excavation activities and areas used for storage of materials that are exposed to precipitation. Sedimentation and erosion control measures implemented shall be observed to ensure proper operation. Discharge locations shall be inspected to ascertain whether erosion control measures are effective in preventing significant impacts to surface waters of the State, where accessible. Where discharge locations are inaccessible, nearby downstream locations shall be inspected to the extent that such inspections are practicable. Locations where vehicles enter or exit the site shall be inspected for evidence of significant off-site sediment tracking.

8.J.4.2.3 *Inspection Reports.* (See also Part 4.1) For each inspection required above, you shall complete an inspection report. At a minimum, the inspection report shall include the information required in Part 4.1.

8.J.4.3 *Requirements for Cessation of Clearing, Grading, and Excavation Activities.*

8.J.4.3.1 *Inspections and Maintenance.* Inspections and maintenance of control measures, including any BMPs, associated with clearing, grading, and/or excavation activities being conducted as part of the exploration and construction phase of a mining operation shall continue until final stabilization has been achieved on all portions of the disturbed area or until the commencement of the active mining phase for those areas that have been temporarily stabilized as a precursor to mining

8.J.4.3.2 *Temporary Stabilization of Disturbed Areas.* Stabilization measures should be initiated immediately in portions of the site where clearing, grading and/or excavation activities have temporarily ceased, but in no case more than 14 days after the clearing, grading and/or excavation activities in that portion of the site have temporarily ceased. In arid, semiarid, and drought-stricken areas, or in areas subject to snow or freezing conditions, where initiating perennial vegetative stabilization measures is not possible within 14 days after mining, exploration, and/or construction activity has temporarily ceased, temporary vegetative stabilization measures shall be initiated as soon as practicable. Until temporary vegetative stabilization is achieved, interim measures such as erosion control blankets with an appropriate seed base and tackifiers shall be employed. In areas of the site, where exploration and/or construction has permanently ceased prior to active mining, temporary stabilization measures shall be implemented to minimize mobilization of sediment or other pollutants until such time as the active mining phase commences.

8.J.4.3.3 *Final Stabilization of Disturbed Areas.* Stabilization measures should be initiated immediately in portions of the site where mining, exploration, and/or construction activities have permanently ceased, but in no case more than 14 days after the exploration and/or construction activity in that portion of the site has permanently ceased. In arid, semiarid, and drought-stricken areas, or in areas subject to snow or freezing conditions, where initiating perennial vegetative stabilization measures is not possible within 14 days after mining, exploration, and/or construction activity has permanently ceased, final vegetative stabilization measures shall be initiated as soon as possible. Until final stabilization is achieved temporary stabilization measures, such as erosion control blankets with an appropriate seed base and tackifiers shall be used.

8.J.5 Additional Control Measures/Best Management Practices (BMPs).

8.J.5.1 *Employee Training.* Conduct employee training at least annually at active and temporarily inactive sites. (See also Part 2.1.2.9)

8.J.5.2 *Storm Water Controls.* Apart from the control measures you implement to meet your Part 2 control measures, where necessary to minimize pollutant discharges, implement the following control measures at your site. The potential pollutants identified in Part 8.J.6.3 shall determine the priority and appropriateness of the control measures selected.

8.J.5.2.1 *Storm Water Diversions:* Consider diverting storm water away from potential pollutant sources. Following are some control measure options: interceptor or diversion controls (e.g., dikes, swales, curbs, or berms); pipe slope drains; subsurface drains; conveyance systems (e.g., channels or gutters, open-top box culverts, and waterbars; rolling dips and road sloping; roadway surface water deflector and culverts); or their equivalents.

8.J.5.2.2 *Capping:* When capping is necessary to minimize pollutant discharges in storm water, identify the source being capped and the material used to construct the cap.

8.J.5.2.3 *Treatment:* If treatment of storm water (e.g., chemical or physical systems, oil and water separators, artificial wetlands) is necessary to protect water quality, describe the type and location of treatment used. Passive and/or active treatment of storm water runoff is encouraged. Treated runoff may be discharged as a storm water source regulated under this permit provided the discharge is not combined with discharges subject to effluent limitation guidelines for the Mineral Mining and Processing Point Source Category (40 CFR Part 436).

8.J.5.2.4 *Reclamation for facilities with initial NPDES coverage on or after effective date of OHR000005:* The permittee shall reclaim all dams, dikes, diversions, drainage channels, and impoundments unless specified as permanent structures in the Mining and Reclamation Plan approved by the Division of Mineral Resources Management which is consistent with the Ohio Administrative Code 1501:14-3-11, administered by Ohio Department of Natural Resources.

8.J.5.3 *Certification of Discharge Testing:* (See also Part 5.1.4.4) Test or evaluate all outfalls covered under this permit for the presence of specific mining-related non-storm water discharges such as discharges subject to effluent limitations guidelines (e.g., 40 CFR Part 436). Alternatively (if applicable), you may keep a certification with your SWPPP.

8.J.6 Additional SWPPP Requirements.

The requirements in Part 8.J.6 are applicable for sites undergoing exploration and construction, active mineral mining facilities, temporarily inactive mineral mining facilities, and sites undergoing reclamation. The requirements in Part 8.J.6 are not applicable to inactive mineral mining facilities.

- 8.J.6.1 *Nature of Industrial Activities.* (See also Part 5.1.2) Document in your SWPPP the mining and associated activities that can potentially affect the storm water discharges covered by this permit, including a general description of the location of the site relative to major transportation routes and communities.
- 8.J.6.2 *Site Map.* (See also Part 5.1.2) Document in your SWPPP the locations of the following (as appropriate): mining or milling site boundaries; access and haul roads; outline of the drainage areas of each storm water outfall within the facility with indications of the types of discharges from the drainage areas; location(s) of all permitted discharges covered under an individual NPDES permit, outdoor equipment storage, fueling, and maintenance areas; materials handling areas; outdoor manufacturing, outdoor storage, and material disposal areas; outdoor chemicals and explosives storage areas; overburden, materials, soils, or waste storage areas; location of mine drainage dewatering or other process water; heap leach pads; off-site points of discharge for mine dewatering and process water; surface waters; boundary of tributary areas that are subject to effluent limitations guidelines; and location(s) of reclaimed areas.
- 8.J.6.3 *Potential Pollutant Sources.* (See also Part 5.1.3) For each area of the mine or mill site where storm water discharges associated with industrial activities occur, document in your SWPPP the types of pollutants (e.g., heavy metals, sediment) likely to be present in significant amounts. For example, phosphate mining facilities will likely need to document pollutants such as selenium, which can be present in significant amounts in their discharges. Consider these factors: the mineralogy of the waste rock (e.g., acid forming); toxicity and quantity of chemicals used, produced, or discharged; the likelihood of contact with storm water; vegetation of site (if any); and history of significant leaks or spills of toxic or hazardous pollutants. Also include a summary of any existing waste rock or overburden characterization data and test results for potential generation of acid rock drainage.
- 8.J.6.4 *Storm Water Controls.* To the extent that you use any of the control measures in Part 8.J.5.2, document them in your SWPPP pursuant to Part 5.1.4. If control measures are implemented or planned but are not listed here (e.g., substituting a less toxic chemical for a more toxic one), include descriptions of them in your SWPPP.
- 8.J.6.4 *Employee Training.* All employee training(s) conducted in accordance with Part 8.J.5.1 shall be documented with the SWPPP.
- 8.J.6.5 *Certification of Permit Coverage for Commingled Non-Storm Water Discharges.* If you determine that you are able to certify, consistent with Part 8.J.5.3, that a particular discharge composed of commingled storm water and non-storm water is covered under a separate NPDES permit, and that permit subjects the non-storm water portion to effluent limitations prior to any commingling, you shall retain such certification with your SWPPP. This certification shall identify the non-storm water discharges, the applicable NPDES permit(s), the effluent limitations placed on the non-storm water discharge by the permit(s), and the points at which the limitations are applied.

8.J.7 Additional Inspection Requirements.

Except for areas of the site subject to clearing, grading, and/or excavation activities conducted as part of the exploration and construction phase, which are subject to Part 8.J.4.2.1, you shall inspect sites at least quarterly unless adverse weather conditions make the site inaccessible. Sites which discharge to waters which are designated as outstanding waters or waters which are impaired for sediment shall be inspected monthly. See Part 8.J.8.1 for inspection requirements for inactive and unstaffed sites. (See also Part 4.1 and 8.J.4.2.)

8.J.8 Sector-Specific Benchmarks. (See also Part 6 of the permit.)

Table 8.J-1 identifies benchmarks that apply to the specific subsectors of Sector J. These benchmarks apply to both your primary industrial activity and any co-located industrial activities, which describe your site activities.

Table 8.J-1.		
Subsector (You may be subject to requirements for more than one sector/subsector)	Parameter	Benchmark Monitoring Concentration
Subsector J1. Sand and Gravel Mining (SIC 1442, 1446)	Total Suspended Solids (TSS)	100 mg/L
Subsector J2. Dimension and Crushed Stone and Nonmetallic Minerals (except fuels) (SIC 1411, 1422-1429, 1481, 1499)	Total Suspended Solids (TSS)	100 mg/L

8.J.8.1 *Inactive and Unstaffed Sites – Conditional Exemption from No Exposure Requirement for Routine Inspections, Quarterly Visual Assessments, and Benchmark Monitoring.* As a Sector J facility, if you are seeking to exercise a waiver from either the routine inspection, quarterly visual assessment or the benchmark monitoring requirements for inactive and unstaffed sites (including temporarily inactive sites), you are conditionally exempt from the requirement to certify that “there are no industrial materials or activities exposed to storm water” in Parts 4.2.3 and 6.2.1.3, respectively. This exemption is conditioned on the following:

- If circumstances change and your facility becomes active and/or staffed, this exception no longer applies and you shall immediately begin complying with the applicable benchmark monitoring requirements as if you were in your first year of permit coverage, and the quarterly visual assessment requirements; and
- Ohio EPA retains the authority to revoke this exemption and/or the monitoring waiver where it is determined that the discharge causes, has a reasonable potential to cause, or contributes to an instream excursion above an applicable water quality standard, including designated uses.

Subject to the two conditions above, if your facility is inactive and unstaffed, you are waived from the requirement to conduct quarterly visual assessments and routine facility inspections. You shall still conduct an annual site inspection in accordance with Part 4.1. You are encouraged to inspect your site more frequently where you have reason to believe that severe weather or natural disasters may have damaged control measures or increased discharges.

8.J.9 Effluent Limitations Based on Effluent Limitations Guidelines (See also Part 6.2.2.1 of the permit)

Table 8.J-2 identifies effluent limits that apply to the industrial activities described below. Compliance with these effluent limits is to be determined based on discharges from these industrial activities independent of commingling with any other wastestreams that may be covered under this permit.

Table 8.J-2		
Industrial Activity	Parameter	Effluent Limit ¹
Mine dewatering discharges at crushed stone mining facilities (SIC 1422 - 1429)	pH	6.5 - 9.0
Mine dewatering discharges at construction sand and gravel mining facilities (SIC 1442)	pH	6.5 - 9.0
Mine dewatering discharges at industrial sand mining facilities (SIC 1446)	Total Suspended Solids (TSS)	25 mg/L, monthly avg.
		45 mg/L, daily maximum
	pH	6.5 - 9.0

¹Monitor annually.

8.J.10 Termination of Permit Coverage

8.J.10.1 *Termination of Permit Coverage for Sites Reclaimed After December 17, 1990.* A site or a portion of a site that has been released from applicable state or federal reclamation requirements after December 17, 1990, is no longer required to maintain coverage under this permit. If the site or portion of a site reclaimed after December 17, 1990, was not subject to reclamation requirements, the site or portion of the site is no longer required to maintain coverage under this permit if the site or portion of the site has been reclaimed.

8.J.10.2 *Termination of Permit Coverage for Sites Reclaimed Before December 17, 1990.* A site or portion of a site that was released from applicable state or federal reclamation requirements before December 17, 1990, or that was otherwise reclaimed before December 17, 1990, is no longer required to maintain coverage under this permit if the site or portion of the site has been reclaimed. A site or portion of a site is considered to have been reclaimed if: (1) storm water runoff that comes into contact with raw materials, intermediate byproducts, finished products, and waste products does not have the potential to cause or contribute to violations of state water quality standards, (2) soil disturbing activities related to mining at the sites or portion of the site have been completed, (3) the site or portion of the site has been stabilized to minimize soil erosion, and (4) as appropriate depending on location, size, and the potential to contribute pollutants to storm water discharges, the site or portion of the site has been revegetated, will be amenable to natural revegetation, or will be left in a condition consistent with the post-mining land use.

Part 8 – Sector-Specific Requirements for Industrial Activity

Subpart K – Sector K – Hazardous Waste Treatment, Storage, or Disposal Facilities.

You shall comply with Part 8 sector-specific requirements associated with your primary industrial activity and any co-located industrial activities, as defined in Appendix A. The sector-specific requirements apply to those areas of your facility where those sector-specific activities occur. These sector-specific requirements are in addition to any requirements specified elsewhere in this permit.

8.K.1 Covered Storm Water Discharges.

The requirements in Subpart K apply to storm water discharges associated with industrial activity from Hazardous Waste Treatment, Storage, or Disposal facilities (TSDFs) as identified by the Activity Code specified under Sector K in Table D-1 of Appendix D of the permit.

8.K.2 Industrial Activities Covered by Sector K.

This permit authorizes storm water discharges associated with industrial activity from facilities that treat, store, or dispose of hazardous wastes, including those that are operating under interim status or a permit under subtitle C of RCRA.

Disposal facilities that have been properly closed and capped, and have no significant materials exposed to storm water, are considered inactive and do not require permits.

8.K.3 Limitations on Coverage.

8.K.3.1 *Prohibition of Non-Storm Water Discharges.* (See also Part 1.1.4) The following are not authorized by this permit: leachate, gas collection condensate, drained free liquids, contaminated ground water, laboratory-derived wastewater, and contact washwater from washing truck and railcar exteriors and surface areas that have come in direct contact with solid waste at the landfill facility.

8.K.3.2 *Limitations on Coverage for Facilities with Active Landfills.* Facilities with active landfills cannot obtain coverage under this permit.

8.K.4 Definitions.

8.K.4.1 *Contaminated Storm Water* - Storm water that comes into direct contact with landfill wastes, the waste handling and treatment areas, or landfill wastewater as defined in Part 8.K.4.5. Some specific areas of a landfill that may produce contaminated storm water include (but are not limited to) the open face of an active landfill with exposed waste (no cover added); the areas around wastewater treatment operations; trucks, equipment, or machinery that has been in direct contact with the waste; and waste dumping areas.

8.K.4.2 *Drained free liquids* - aqueous wastes drained from waste containers (e.g., drums) prior to landfilling.

8.K.4.3 *Landfill* - an area of land or an excavation in which wastes are placed for permanent disposal, but that is not a land application or land treatment unit, surface impoundment, underground injection well, waste pile, salt dome formation, salt bed formation, underground mine, or cave as these terms are defined in 40 CFR 257.2, 258.2, and 260.10.

- 8.K.4.4 *Landfill wastewater* - as defined in 40 CFR Part 445 (Landfills Point Source Category), all wastewater associated with, or produced by, landfilling activities except for sanitary wastewater, non-contaminated storm water, contaminated groundwater, and wastewater from recovery pumping wells. Landfill wastewater includes, but is not limited to, leachate, gas collection condensate, drained free liquids, laboratory derived wastewater, contaminated storm water, and contact washwater from washing truck, equipment, and railcar exteriors and surface areas that have come in direct contact with solid waste at the landfill facility.
- 8.K.4.5 *Leachate* - liquid that has passed through or emerged from solid waste and contains soluble, suspended, or miscible materials removed from such waste.
- 8.K.4.6 *Non-contaminated storm water* - storm water that does not come into direct contact with landfill wastes, the waste handling and treatment areas, or landfill wastewater as defined in Part 8.K.4.4. Non-contaminated storm water includes storm water that flows off the cap, cover, intermediate cover, daily cover, and/or final cover of the landfill.

8.K.5 Sector-Specific Benchmarks. (See also Part 6 of the permit.)

Table 8.K-1 identifies benchmarks that apply to the specific subsectors of Sector K. These benchmarks apply to both your primary industrial activity and any co-located industrial activities, which describe your site activities.

Table 8.K-1.		
Subsector (You may be subject to requirements for more than one sector/subsector)	Parameter	Benchmark Monitoring Concentration
Subsector K1. ALL - Industrial Activity Code "HZ." Benchmarks only applicable to discharges not subject to effluent limitations in 40 CFR Part 445 Subpart A (see below).	Ammonia	3.1 mg/L
	Total Magnesium	0.064 mg/L
	Chemical Oxygen Demand (COD)	120 mg/L
	Total Arsenic	0.34 mg/L
	Total Cadmium ¹	Hardness Dependent
	Total Cyanide	0.022 mg/ L
	Total Lead ¹	Hardness Dependent
	Total Mercury	0.0017 mg/ L
	Total Selenium	0.005 mg/L
	Total Silver ¹	Hardness Dependent

¹ The benchmark values of some metals are dependent on water hardness. For these parameters, permittees shall determine the hardness of the receiving water (see Appendix J, "Calculating Hardness in Receiving Waters for Hardness Dependent Metals," for methodology), in accordance with Part 6.2.1.1, to identify the applicable 'hardness range' for determining their benchmark value applicable to their facility. The ranges occur in 25 mg/L increments. Hardness Dependent Benchmarks follow in the table below:

Water Hardness Range	Cadmium (mg/L)	Lead (mg/L)	Silver (mg/L)
0-25 mg/L	0.0009	0.021	0.0001
25-50 mg/L	0.0015	0.035	0.0003
50-75 mg/L	0.0027	0.067	0.0007
75-100 mg/L	0.0039	0.103	0.0013
100-125 mg/L	0.0052	0.142	0.0020
125-150 mg/L	0.0065	0.184	0.0028
150-175 mg/L	0.0078	0.227	0.0037
175-200 mg/L	0.0092	0.272	0.0047
200-225 mg/L	0.0106	0.320	0.0058
225-250 mg/L	0.0120	0.368	0.0071
250-275 mg/L	0.0134	0.418	0.0084
275-300 mg/L	0.0149	0.470	0.0098
300-325 mg/L	0.0163	0.522	0.0113
325-350 mg/L	0.0178	0.576	0.0129
350-375 mg/L	0.0193	0.631	0.0146
375-400 mg/L	0.0208	0.687	0.0164
400+ mg/L	0.0216	0.715	0.0173

DRAFT

Part 8 – Sector-Specific Requirements for Industrial Activity

Subpart L – Sector L – Closed Landfills, Land Application Sites, and Open Dumps.

You must comply with Part 8 sector-specific requirements associated with your primary industrial activity and any co-located industrial activities, as defined in Appendix A. The sector-specific requirements apply to those areas of your facility where those sector-specific activities occur. These sector-specific requirements are in addition to any requirements specified elsewhere in this permit.

8.L.1 Covered Storm Water Discharges.

The requirements in Subpart L apply to storm water discharges associated with industrial activity from closed landfills, land application sites, and open dumps as identified by the Activity Code specified under Sector L in Table D-01 of Appendix D of the permit that were closed in accordance with 40 CFR 258.60 and/or subject to 40 CFR 257, as appropriate.

8.L.2 Industrial Activities Covered by Sector L.

This permit may authorize storm water discharges for Sector L facilities associated with waste disposal at closed landfills, land application sites, and open dumps that received industrial waste, including sites subject to regulation under Subtitle D of RCRA. This permit does not cover discharges from landfills that only received municipal wastes.

8.L.3 Limitations on Coverage.

8.L.3.1 *Prohibition of Non-Storm Water Discharges.* (See also Part 1.1.4) The following discharges are not authorized by this permit: leachate, gas collection condensate, drained free liquids, contaminated ground water, laboratory wastewater, and contact washwater from washing truck and railcar exteriors and surface areas that have come in direct contact with solid waste at the landfill facility.

8.L.4 Definitions.

8.L.4.1 *Contaminated storm water* – storm water that comes into direct contact with landfill wastes, the waste handling and treatment areas, or landfill wastewater. Some areas of a landfill that may produce contaminated storm water include (but are not limited to) the open face of an active landfill with exposed waste (no cover added); the areas around wastewater treatment operations; trucks, equipment, or machinery that has been in direct contact with the waste; and waste dumping areas.

8.L.4.2 *Drained free liquids* - aqueous wastes drained from waste containers (e.g., drums) prior to landfilling.

8.L.4.3 *Landfill wastewater* - as defined in 40 CFR Part 445 (Landfills Point Source Category) all wastewater associated with, or produced by, landfilling activities except for sanitary wastewater, non-contaminated storm water, contaminated groundwater, and wastewater from recovery pumping wells. Landfill process wastewater includes, but is not limited to, leachate; gas collection condensate; drained free liquids; laboratory-derived wastewater; contaminated storm water; and contact washwater from washing truck, equipment, and railcar exteriors and surface areas that have come in direct contact with solid waste at the landfill facility.

- 8.L.4.4 *Leachate* - liquid that has passed through or emerged from solid waste and contains soluble, suspended, or miscible materials removed from such waste.
- 8.L.4.5 *Non-contaminated storm water* – storm water that does not come into direct contact with landfill wastes, the waste handling and treatment areas, or landfill wastewater. Non-contaminated storm water includes storm water that flows off the cap, cover, intermediate cover, daily cover, and/or final cover of the landfill.

8.L.5 Additional Control Measures/Best Management Practices (BMPs).

- 8.L.5.1 *Preventive Maintenance Program.* (See also Part 2.1.2.3) As part of your preventive maintenance program, maintain the following: all elements of leachate collection and treatment systems, to prevent commingling of leachate with storm water; the integrity and effectiveness of any intermediate or final cover (including repairing the cover as necessary), to minimize the effects of settlement, sinking, and erosion.
- 8.L.5.2 *Erosion and Sedimentation Control.* (See also Part 2.1.2.5) Provide temporary stabilization (e.g., temporary seeding, mulching, and placing geotextiles on the inactive portions of stockpiles) for the following: materials stockpiled for daily, intermediate, and final cover; inactive areas of the landfill or open dump; landfills or open dump areas that have gotten final covers but where vegetation has yet to establish itself; and land application sites where waste application has been completed but final vegetation has not yet been established.
- 8.L.5.3 *Unauthorized Discharge Test Certification.* (See also Part 5.1.3.4) The discharge test and certification must also be conducted for the presence of leachate and vehicle washwater.

8.L.6 Additional SWPPP Requirements.

- 8.L.6.1 *Drainage Area Site Map.* (See also Part 5.1.2) Document in your SWPPP where any of the following may be exposed to precipitation or surface runoff: closed landfill cells or trenches, closed land application areas, locations where open dumping has occurred, locations of any known leachate springs or other areas where uncontrolled leachate may commingle with runoff, and leachate collection and handling systems.
- 8.L.6.2 *Summary of Potential Pollutant Sources.* (See also Part 5.1.3) Document in your SWPPP the following sources and activities that have potential pollutants associated with them: fertilizer, herbicide, and pesticide application; earth and soil moving; waste hauling and loading or unloading; outdoor storage of significant materials, including daily, interim, and final cover material stockpiles as well as temporary waste storage areas; exposure of inactive landfill and land application areas; uncontrolled leachate flows; and failure or leaks from leachate collection and treatment systems.

8.L.7 Additional Inspection Requirements. (See also Part 4)

- 8.L.7.1 (Reserved)
- 8.L.7.2 *Inspections of Inactive Sites.* Inspect closed landfills, open dumps, and land application sites at least quarterly. Qualified personnel must inspect landfill (or open dump) stabilization and structural erosion control measures, leachate collection and treatment systems, and all closed land application areas.

8.L.8 Additional Post-Authorization Documentation Requirements.

8.L.8.1 *Recordkeeping and Internal Reporting.* Keep records with your SWPPP of the types of wastes disposed of in each cell or trench of a landfill or open dump. For land application sites, track the types and quantities of wastes applied in specific areas.

8.L.9 Sector-Specific Benchmarks. (See also Part 6 of the permit.)

Table 8.L-1 identifies benchmarks that apply to the specific subsectors of Sector L. These benchmarks apply to both your primary industrial activity and any co-located industrial activities, which describe your site activities.

Table 8.L-1.		
Subsector (You may be subject to requirements for more than one sector/subsector)	Parameter	Benchmark Monitoring Concentration
Subsector L1. All Closed Landfill, Land Application Sites and Open Dumps (Industrial Activity Code “LF”)	Total Suspended Solids (TSS)	100 mg/L

DRAFT

Part 8 – Sector-Specific Requirements for Industrial Activity

Subpart M – Sector M – Automobile Salvage Yards.

You shall comply with Part 8 sector-specific requirements associated with your primary industrial activity and any co-located industrial activities, as defined in Appendix A. The sector-specific requirements apply to those areas of your facility where those sector-specific activities occur. These sector-specific requirements are in addition to any requirements specified elsewhere in this permit.

8.M.1 Covered Storm Water Discharges.

The requirements in Subpart M apply to storm water discharges associated with industrial activity from Automobile Salvage Yards as identified by the SIC Code specified under Sector M in Table D-1 of Appendix D of this permit.

8.M.2 Additional Control Measures/Best Management Practices (BMPs).

- 8.M.2.1 *Spill and Leak Prevention Procedures.* (See also Part 2.1.2.4) Drain vehicles intended to be dismantled of all fluids upon arrival at the site (or as soon thereafter as feasible), or employ some other equivalent means to prevent spills and leaks.
- 8.M.2.2 *Employee Training.* (See also Part 2.1.2.9) If applicable to your facility, address the following areas (at a minimum) in your employee training program: proper handling (collection, storage, and disposal) of oil, used mineral spirits, anti-freeze, mercury switches, and solvents.
- 8.M.2.3 *Management of Runoff.* (See also Part 2.1.2.6) Consider the following management practices: berms or drainage ditches on the property line (to help prevent run-on from neighboring properties); berms for uncovered outdoor storage of oily parts, engine blocks, and above-ground liquid storage; installation of detention ponds; and installation of filtering devices and oil and water separators.

M.3 Additional SWPPP Requirements.

- 8.M.3.1 *Drainage Area Site Map.* (See also Part 5.1.2) Identify locations used for dismantling, storage, and maintenance of used motor vehicle parts. Also identify where any of the following may be exposed to precipitation or surface runoff: dismantling areas, parts (e.g., engine blocks, tires, hub caps, batteries, hoods, mufflers) storage areas, and liquid storage tanks and drums for fuel and other fluids.
- 8.M.3.2 *Potential Pollutant Sources.* (See also Part 5.1.3) Assess the potential for the following to contribute pollutants to storm water discharges: vehicle storage areas, dismantling areas, parts storage areas (e.g., engine blocks, tires, hub caps, batteries, hoods, mufflers), and fueling stations.

8.M.4 Additional Inspection Requirements. (See also Part 4.1) Immediately (or as soon thereafter as feasible) inspect vehicles arriving at the site for leaks. Inspect quarterly for signs of leakage all equipment containing oily parts, hydraulic fluids, any other types of fluids, or mercury switches. Also, inspect quarterly for signs of leakage all vessels and areas where hazardous materials and general automotive fluids are stored, including, but not limited to, mercury switches, brake fluid, transmission fluid, radiator water, and antifreeze.

8.M.5 Sector-Specific Benchmarks. (See also Part 6 of the permit.)

Subsector (You may be subject to requirements for more than one sector/subsector)	Parameter	Benchmark Monitoring Concentration
Subsector M1. Automobile Salvage Yards (SIC 5015)	Total Suspended Solids (TSS)	100 mg/L
	Total Aluminum	0.75 mg/L
	Total Lead ¹	Hardness Dependent

¹ The benchmark values of some metals are dependent on water hardness. For these parameters, permittees shall determine the hardness of the receiving water (see Appendix J, “Calculating Hardness in Receiving Waters for Hardness Dependent Metals,” for methodology), in accordance with Part 6.2.1.1, to identify the applicable ‘hardness range’ for determining their benchmark value applicable to their facility. The ranges occur in 25 mg/L increments. Hardness Dependent Benchmarks follow in the table below:

Water Hardness Range	Lead (mg/L)
0-25 mg/L	0.021
25-50 mg/L	0.035
50-75 mg/L	0.067
75-100 mg/L	0.103
100-125 mg/L	0.142
125-150 mg/L	0.184
150-175 mg/L	0.227
175-200 mg/L	0.272
200-225 mg/L	0.320
225-250 mg/L	0.368
250-275 mg/L	0.418
275-300 mg/L	0.470
300-325 mg/L	0.522
325-350 mg/L	0.576
350-375 mg/L	0.631
375-400 mg/L	0.687
400+ mg/L	0.715

Part 8 – Sector-Specific Requirements for Industrial Activity

Subpart N – Sector N – Scrap Recycling and Waste Recycling Facilities.

You shall comply with Part 8 sector-specific requirements associated with your primary industrial activity and any co-located industrial activities, as defined in Appendix A. The sector-specific requirements apply to those areas of your facility where those sector-specific activities occur. These sector-specific requirements are in addition to any requirements specified elsewhere in this permit.

8.N.1 Covered Storm Water Discharges.

The requirements in Subpart N apply to storm water discharges associated with industrial activity from Scrap Recycling and Waste Recycling facilities as identified by the SIC Code specified under Sector N in Table D-1 of Appendix D of the permit.

8.N.2 Limitation on Coverage.

Separate permit requirements have been established for recycling facilities that only receive source-separated recyclable materials primarily from non-industrial and residential sources (i.e., common consumer products including paper, newspaper, glass, cardboard, plastic containers, and aluminum and tin cans). This includes recycling facilities commonly referred to as material recovery facilities (MRF).

8.N.2.1 *Prohibition of Non-Storm Water Discharges.* (See also Part 1.1.4) Non-storm water discharges from turnings containment areas are not covered by this permit (see also Part 8.N.3.2.3). Discharges from containment areas in the absence of a storm event are prohibited unless covered by a separate NPDES permit.

8.N.3 Additional Control Measures/Best Management Practices (BMPs).

8.N.3.1 *Scrap and Waste Recycling Facilities (Non-Source Separated, Nonliquid Recyclable Materials).* Requirements for facilities that receive, process, and do wholesale distribution of nonliquid recyclable wastes (e.g., ferrous and nonferrous metals, plastics, glass, cardboard, and paper). These facilities may receive both nonrecyclable and recyclable materials. This section is not intended for those facilities that accept recyclables only from primarily non-industrial and residential sources.

8.N.3.1.1 *Inbound Recyclable and Waste Material Control Program.* Minimize the chance of accepting materials that could be significant sources of pollutants by conducting inspections of inbound recyclables and waste materials. Following are some control measure options: (a) provide information and education to suppliers of scrap and recyclable waste materials on draining and properly disposing of residual fluids (e.g., from vehicles and equipment engines, radiators and transmissions, oil filled transformers, and individual containers or drums) and removal of mercury switches from vehicles before delivery to your facility; (b) establish procedures to minimize the potential of any residual fluids from coming into contact with precipitation or runoff; (c) establish procedures for accepting scrap lead-acid batteries (additional requirements for the handling, storage, and disposal or recycling of batteries are contained in the scrap lead-acid battery program provisions in Part 8.N.3.2.6); (d) provide training targeted for those personnel engaged in the inspection and acceptance of inbound recyclable materials; and (e) establish procedures to ensure that liquid wastes, including used oil, are stored in materially compatible and non-

leaking containers and are disposed of or recycled in accordance with the Resource Conservation and Recovery Act (RCRA).

- 8.N.3.1.2 *Scrap and Waste Material Stockpiles and Storage (Outdoor)*. Minimize contact of storm water runoff with stockpiled materials, processed materials, and nonrecyclable wastes. Following are some control measure options: (a) permanent or semi-permanent covers; (b) sediment traps, vegetated swales and strips, catch basin filters, and sand filters to facilitate settling or filtering of pollutants; (c) dikes, berms, containment trenches, culverts, and surface grading to divert runoff from storage areas; (d) silt fencing; and (e) oil and water separators, sumps, and dry absorbents for areas where potential sources of residual fluids are stockpiled (e.g., automobile engine storage areas).
- 8.N.3.1.3 *Stockpiling of Turnings Exposed to Cutting Fluids (Outdoor Storage)*. Minimize contact of surface runoff with residual cutting fluids by: (a) storing all turnings exposed to cutting fluids under some form of permanent or semi-permanent cover, or (b) establishing dedicated containment areas for all turnings that have been exposed to cutting fluids. Any containment areas shall be constructed of concrete, asphalt, or other equivalent types of impermeable material and include a barrier (e.g., berms, curbing, elevated pads) to prevent contact with storm water run-on. Storm water runoff from these areas can be discharged, provided that any runoff is first collected and treated by an oil and water separator or its equivalent. You shall regularly maintain the oil and water separator (or its equivalent) and properly dispose of or recycle collected residual fluids.
- 8.N.3.1.4 *Scrap and Waste Material Stockpiles and Storage (Covered or Indoor Storage)*. Minimize contact of residual liquids and particulate matter from materials stored indoors or under cover with surface runoff. Following are some control measure options: (a) good housekeeping measures, including the use of dry absorbents or wet vacuuming to contain, dispose of, or recycle residual liquids originating from recyclable containers, or mercury spill kits for spills from storage of mercury switches; (b) not allowing washwater from tipping floors or other processing areas to discharge to the storm sewer system; and (c) disconnecting or sealing off all floor drains connected to the storm sewer system.
- 8.N.3.1.5 *Scrap and Recyclable Waste Processing Areas*. Minimize surface runoff from coming in contact with scrap processing equipment. Pay attention to operations that generate visible amounts of particulate residue (e.g., shredding) to minimize the contact of accumulated particulate matter and residual fluids with runoff (i.e., through good housekeeping, preventive maintenance, etc.). Following are some control measure options: (a) regularly inspect equipment for spills or leaks and malfunctioning, worn, or corroded parts or equipment; (b) establish a preventive maintenance program for processing equipment; (c) use dry-absorbents or other cleanup practices to collect and dispose of or recycle spilled or leaking fluids or use mercury spill kits for spills from storage of mercury switches; (d) on unattended hydraulic reservoirs over 150 gallons in capacity, install protection devices such as low-level alarms or equivalent devices, or secondary containment that can hold the entire volume of the reservoir; (e) containment or diversion structures such as dikes, berms, culverts, trenches, elevated concrete pads, and grading to minimize contact of storm water runoff with outdoor processing equipment or stored materials; (f) oil and water separators or sumps; (g) permanent or semi-permanent covers in processing areas where there are residual fluids and grease; (h) retention or detention ponds or basins; sediment traps,

and vegetated swales or strips (for pollutant settling and filtration); (i) catch basin filters or sand filters.

- 8.N.3.1.6 *Scrap Lead-Acid Battery Program.* Properly handle, store, and dispose of scrap lead-acid batteries. Following are some control measure options (a) segregate scrap lead-acid batteries from other scrap materials; (b) properly handle, store, and dispose of cracked or broken batteries; (c) collect and dispose of leaking lead-acid battery fluid; (d) minimize or eliminate (if possible) exposure of scrap lead-acid batteries to precipitation or runoff; and (e) provide employee training for the management of scrap batteries.
- 8.N.3.1.7 *Spill Prevention and Response Procedures.* (See also Part 2.1.2.4) Install alarms and/or pump shutoff systems on stationary outdoor equipment with hydraulic reservoirs exceeding 150 gallons in the event of a line break. Alternatively, a secondary containment system capable of holding the entire contents of the reservoir plus room for precipitation can be used. Use a mercury spill kit for any release of mercury from switches, anti-lock brake systems, and switch storage areas.
- 8.N.3.1.8 *Supplier Notification Program.* As appropriate, notify major suppliers which scrap materials will not be accepted at the facility or will be accepted only under certain conditions.

8.N.3.2 Waste Recycling Facilities (Liquid Recyclable Materials).

- 8.N.3.2.1 *Waste Material Storage (Indoor).* Minimize or eliminate contact between residual liquids from waste materials stored indoors and from surface runoff. The plan may refer to applicable portions of other existing plans, such as Spill Prevention, Control, and Countermeasure (SPCC) plans required under 40 CFR Part 112. Following are some control measure options (a) procedures for material handling (including labeling and marking); (b) clean up spills and leaks with dry absorbent materials, a wet vacuum system; (c) appropriate containment structures (trenching, curbing, gutters, etc.); and (d) a drainage system, including appurtenances (e.g., pumps or ejectors, manually operated valves), to handle discharges from diked or bermed areas. Drainage should be discharged to an appropriate treatment facility or sanitary sewer system, or otherwise disposed of properly. These discharges may require coverage under a separate NPDES wastewater permit or industrial user permit under the pretreatment program.
- 8.N.3.2.2 *Waste Material Storage (Outdoor).* Minimize contact between stored residual liquids and precipitation or runoff. The plan may refer to applicable portions of other existing plans, such as SPCC plans required under 40 CFR Part 112. Discharges of precipitation from containment areas containing used oil shall also be in accordance with applicable sections of 40 CFR Part 112. Following are some control measure options (a) appropriate containment structures (e.g., dikes, berms, curbing, pits) to store the volume of the largest tank, with sufficient extra capacity for precipitation; (b) drainage control and other diversionary structures; (c) corrosion protection and/or leak detection systems for storage tanks; and (d) dry-absorbent materials or a wet vacuum system to collect spills.
- 8.N.3.2.3 *Trucks and Rail Car Waste Transfer Areas.* Minimize pollutants in discharges from truck and rail car loading and unloading areas. Include measures to clean up minor spills and leaks resulting from the transfer of liquid wastes. Following are two control measure options: (a) containment and diversionary structures to minimize contact

with precipitation or runoff, and (b) dry clean-up methods, wet vacuuming, roof coverings, or runoff controls.

- 8.N.3.3 *Recycling Facilities (Source-Separated Materials)*. The following identifies considerations for facilities that receive only source-separated recyclables, primarily from non-industrial and residential sources.
- 8.N.3.3.1 *Inbound Recyclable Material Control*. Minimize the chance of accepting nonrecyclables (e.g., hazardous materials) that could be a significant source of pollutants by conducting inspections of inbound materials. Following are some control measure options: (a) providing information and education measures to inform suppliers of recyclables about acceptable and non-acceptable materials, (b) training drivers responsible for pickup of recycled material, (c) clearly marking public drop-off containers regarding which materials can be accepted, (d) rejecting nonrecyclable wastes or household hazardous wastes at the source, and (e) establishing procedures for handling and disposal of nonrecyclable material.
- 8.N.3.3.2 *Outdoor Storage*. Minimize exposure of recyclables to precipitation and runoff. Use good housekeeping measures to prevent accumulation of particulate matter and fluids, particularly in high traffic areas. Following are some control measure options (a) provide totally enclosed drop-off containers for the public; (b) install a sump and pump with each container pit and treat or discharge collected fluids to a sanitary sewer system; (c) provide dikes and curbs for secondary containment (e.g., around bales of recyclable waste paper); (d) divert surface water runoff away from outside material storage areas; (e) provide covers over containment bins, dumpsters, and roll-off boxes; and (f) store the equivalent of one day's volume of recyclable material indoors.
- 8.N.3.3.3 *Indoor Storage and Material Processing*. Minimize the release of pollutants from indoor storage and processing areas. Following are some control measure options (a) schedule routine good housekeeping measures for all storage and processing areas, (b) prohibit tipping floor washwater from draining to the storm sewer system, and (c) provide employee training on pollution prevention practices.
- 8.N.3.3.4 *Vehicle and Equipment Maintenance*. Following are some control measure options for areas where vehicle and equipment maintenance occur outdoors (a) prohibit vehicle and equipment washwater from discharging to the storm sewer system, (b) minimize or eliminate outdoor maintenance areas whenever possible, (c) establish spill prevention and clean-up procedures in fueling areas, (d) avoid topping off fuel tanks, (e) divert runoff from fueling areas, (f) store lubricants and hydraulic fluids indoors, and (g) provide employee training on proper handling and storage of hydraulic fluids and lubricants.

8.N.4 Additional SWPPP Requirements.

- 8.N.4.1 *Drainage Area Site Map*. (See also Part 5.1.2) Document in your SWPPP the locations of any of the following activities or sources that may be exposed to precipitation or surface runoff: scrap and waste material storage, outdoor scrap and waste processing equipment; and containment areas for turnings exposed to cutting fluids.
- 8.N.4.2 *Maintenance Schedules/Procedures for Collection, Handling, and Disposal or Recycling of Residual Fluids at Scrap and Waste Recycling Facilities*. If you are subject to Part 8.N.3.1.3,

your SWPPP shall identify any applicable maintenance schedule and the procedures to collect, handle, and dispose of or recycle residual fluids.

8.N.5 Additional Inspection Requirements.

8.N.5.1 *Inspections for Waste Recycling Facilities.* The inspections shall be performed quarterly, pursuant to Part 4.1, and include, at a minimum, all areas where waste is generated, received, stored, treated, or disposed of and that are exposed to either precipitation or storm water runoff.

8.N.6 Sector-Specific Benchmarks. (See also Part 6 of the permit.)

Table 8.N-1.		
Subsector (You may be subject to requirements for more than one sector/subsector)	Parameter	Benchmark Monitoring Concentration
Subsector N1. Scrap Recycling and Waste Recycling Facilities except Source-Separated Recycling (SIC 5093)	Chemical Oxygen Demand (COD)	120 mg/L
	Total Suspended Solids (TSS)	100 mg/L
	Total Recoverable Aluminum	0.75 mg/L
	Total Recoverable Copper ¹	Hardness Dependent
	Total Recoverable Lead ¹	Hardness Dependent
	Total Recoverable Zinc ¹	Hardness Dependent

¹ The benchmark values of some metals are dependent on water hardness. For these parameters, permittees shall determine the hardness of the receiving water (see Appendix J, “Calculating Hardness in Receiving Waters for Hardness Dependent Metals,” for methodology), in accordance with Part 6.2.1.1, to identify the applicable ‘hardness range’ for determining their benchmark value applicable to their facility. The ranges occur in 25 mg/L increments. Hardness Dependent Benchmarks follow in the table below:

Water Hardness Range	Copper (mg/L)	Lead (mg/L)	Zinc (mg/L)
0-25 mg/L	0.0038	0.021	0.04
25-50 mg/L	0.0056	0.035	0.05
50-75 mg/L	0.0090	0.067	0.08
75-100 mg/L	0.0123	0.103	0.11
100-125 mg/L	0.0156	0.142	0.13
125-150 mg/L	0.0189	0.184	0.16
150-175 mg/L	0.0221	0.227	0.18
175-200 mg/L	0.0253	0.272	0.20
200-225 mg/L	0.0285	0.320	0.23
225-250 mg/L	0.0316	0.368	0.25
250-275 mg/L	0.0348	0.418	0.27
275-300 mg/L	0.0379	0.470	0.29
300-325 mg/L	0.0410	0.522	0.31
325-350 mg/L	0.0440	0.576	0.34
350-375 mg/L	0.0471	0.631	0.36
375-400 mg/L	0.0502	0.687	0.38
400+ mg/L	0.0517	0.715	0.39

Part 8 – Sector-Specific Requirements for Industrial Activity

Subpart O – Sector O – Steam Electric Generating Facilities.

You shall comply with Part 8 sector-specific requirements associated with your primary industrial activity and any co-located industrial activities, as defined in Appendix A. The sector-specific requirements apply to those areas of your facility where those sector-specific activities occur. These sector-specific requirements are in addition to any requirements specified elsewhere in this permit.

8.O.1 Covered Storm Water Discharges.

The requirements in Subpart O apply to storm water discharges associated with industrial activity from Steam Electric Power Generating Facilities as identified by the Activity Code specified under Sector O in Table D-1 of Appendix D.

8.O.2 Industrial Activities Covered by Sector O.

This permit authorizes storm water discharges from the following industrial activities at Sector O facilities:

- 8.O.2.1 steam electric power generation using coal, natural gas, oil, nuclear energy, etc., to produce a steam source, including coal handling areas (does not include geothermal power);
- 8.O.2.2 coal pile runoff, including effluent limitations established by 40 CFR Part 423; and
- 8.O.2.3 dual fuel facilities that could employ a steam boiler.

8.O.3 Limitations on Coverage.

- 8.O.3.1 *Prohibition of Non-Storm Water Discharges.* Non-storm water discharges subject to effluent limitations guidelines are not covered by this permit.
- 8.O.3.2 *Prohibition of Storm Water Discharges.* Storm water discharges from the following are not covered by this permit:
 - 8.O.3.2.1 ancillary facilities (e.g., fleet centers and substations) that are not contiguous to a steam electric power generating facility;
 - 8.O.3.2.2 gas turbine facilities (providing the facility is not a dual-fuel facility that includes a steam boiler), and combined-cycle facilities where no supplemental fuel oil is burned (and the facility is not a dual-fuel facility that includes a steam boiler); and
 - 8.O.3.2.3 cogeneration (combined heat and power) facilities utilizing a gas turbine.

8.O.4 Additional Control Measures/Best Management Practices (BMPs). The following good housekeeping measures are required in addition to Part 2.1.2.2:

- 8.O.4.1 *Fugitive Dust Emissions.* Minimize fugitive dust emissions from coal handling areas. To minimize the tracking of coal dust offsite, consider procedures such as installing specially designed tires or washing vehicles in a designated area before they leave the site and controlling the wash water.

- 8.O.4.2 *Delivery Vehicles.* Minimize contamination of storm water runoff from delivery vehicles arriving at the plant site. Consider procedures to inspect delivery vehicles arriving at the plant site and ensure overall integrity of the body or container and procedures to deal with leakage or spillage from vehicles or containers.
- 8.O.4.3 *Fuel Oil Unloading Areas.* Minimize contamination of precipitation or surface runoff from fuel oil unloading areas. Consider using containment curbs in unloading areas, having personnel familiar with spill prevention and response procedures present during deliveries to ensure that any leaks or spills are immediately contained and cleaned up, and using spill and overflow protection devices (e.g., drip pans, drip diapers, or other containment devices placed beneath fuel oil connectors to contain potential spillage during deliveries or from leaks at the connectors).
- 8.O.4.4 *Chemical Loading and Unloading.* Minimize contamination of precipitation or surface runoff from chemical loading and unloading areas. Consider using containment curbs at chemical loading and unloading areas to contain spills, having personnel familiar with spill prevention and response procedures present during deliveries to ensure that any leaks or spills are immediately contained and cleaned up, and loading and unloading in covered areas and storing chemicals indoors.
- 8.O.4.5 *Miscellaneous Loading and Unloading Areas.* Minimize contamination of precipitation or surface runoff from loading and unloading areas. Consider covering the loading area; grading, berming, or curbing around the loading area to divert run-on; locating the loading and unloading equipment and vehicles so that leaks are contained in existing containment and flow diversion systems; or equivalent procedures.
- 8.O.4.6 *Liquid Storage Tanks.* Minimize contamination of surface runoff from above-ground liquid storage tanks. Consider protective guards around tanks, containment curbs, spill and overflow protection, dry cleanup methods, or equivalent measures.
- 8.O.4.7 *Large Bulk Fuel Storage Tanks.* Minimize contamination of surface runoff from large bulk fuel storage tanks. Consider containment berms (or their equivalent). You shall also comply with applicable State and Federal laws, including Spill Prevention, Control and Countermeasure (SPCC) Plan requirements.
- 8.O.4.8 *Spill Reduction Measures.* Minimize the potential for an oil or chemical spill, or reference the appropriate part of your SPCC plan. Visually inspect as part of your routine facility inspection the structural integrity of all above-ground tanks, pipelines, pumps, and related equipment that may be exposed to storm water, and make any necessary repairs immediately.
- 8.O.4.9 *Oil-Bearing Equipment in Switchyards.* Minimize contamination of surface runoff from oil-bearing equipment in switchyard areas. Consider using level grades and gravel surfaces to retard flows and limit the spread of spills, or collecting runoff in perimeter ditches.
- 8.O.4.10 *Residue-Hauling Vehicles.* Inspect all residue-hauling vehicles for proper covering over the load, adequate gate sealing, and overall integrity of the container body. Repair vehicles without load covering or adequate gate sealing, or with leaking containers or beds.
- 8.O.4.11 *Ash Loading Areas.* Reduce or control the tracking of ash and residue from ash loading areas. Clear the ash building floor and immediately adjacent roadways of spillage, debris, and excess water before departure of each loaded vehicle.

8.O.4.12 *Areas Adjacent to Disposal Ponds or Landfills.* Minimize contamination of surface runoff from areas adjacent to disposal ponds or landfills. Reduce ash residue that may be tracked on to access roads traveled by residue handling vehicles, and reduce ash residue on exit roads leading into and out of residue handling areas.

8.O.4.13 *Landfills, Scrap yards, Surface Impoundments, Open Dumps, General Refuse Sites.* Minimize the potential for contamination of runoff from these areas.

8.O.5 Additional SWPPP Requirements.

8.O.5.1 *Drainage Area Site Map.* (See also Part 5.1.2) Document in your SWPPP the locations of any of the following activities or sources that may be exposed to precipitation or surface runoff: storage tanks, scrap yards, and general refuse areas; short- and long-term storage of general materials (including but not limited to supplies, construction materials, paint equipment, oils, fuels, used and unused solvents, cleaning materials, paint, water treatment chemicals, fertilizer, and pesticides); landfills and construction sites; and stock pile areas (e.g., coal or limestone piles).

8.O.5.2 *Documentation of Good Housekeeping Measures.* You shall document in your SWPPP the good housekeeping measures implemented to meet the effluent limits in Part 8.O.4.

8.O.6 Additional Inspection Requirements.

8.O.6.1 As part of your inspection, inspect the following areas monthly: coal handling areas, loading or unloading areas, switchyards, fueling areas, bulk storage areas, ash handling areas, areas adjacent to disposal ponds and landfills, maintenance areas, liquid storage tanks, and long term and short term material storage areas.

8.O.7 (Reserved)

8.O.8 Effluent Limitations Based on Effluent Limitations Guidelines (See also Part 6.2.2.1 of the permit.)

Table 8.O-2 identifies effluent limits that apply to the industrial activities described below. Compliance with these effluent limits is to be determined based on discharges from these industrial activities independent of commingling with any other wastestreams that may be covered under this permit.

Table 8.O-2¹		
Industrial Activity	Parameter	Effluent Limit
Discharges from coal storage piles at Steam Electric Generating Facilities	TSS	50 mg/l ²
	pH	6.5 min - 9.0 max

¹ Monitor annually.

² If your facility is designed, constructed, and operated to treat the volume of coal pile runoff that is associated with a 10-year, 24-hour rainfall event, any untreated overflow of coal pile runoff from the treatment unit is not subject to the 50 mg/L limitation for total suspended solids.

Part 8 – Sector-Specific Requirements for Industrial Activity

Subpart P – Sector P – Land Transportation and Warehousing (Except Petroleum Bulk Terminals – SIC code 5171).

You shall comply with Part 8 sector-specific requirements associated with your primary industrial activity and any co-located industrial activities, as defined in Appendix A. The sector-specific requirements apply to those areas of your facility where those sector-specific activities occur. These sector-specific requirements are in addition to any requirements specified elsewhere in this permit.

8.P.1 Covered Storm Water Discharges.

The requirements in Subpart P apply to storm water discharges associated with industrial activity from Land Transportation and Warehousing facilities as identified by the SIC Codes specified under Sector P in Table D-1 of Appendix D of the permit.

8.P.2 Limitation on Coverage

8.P.2.1 *Prohibited Discharges* (see also Parts 1.1.4 and 8.P.3.6) This permit does not authorize the discharge of storm water from petroleum bulk storage terminal facilities (SIC code 5171) and vehicle/equipment/surface wash water, including tank cleaning operations. Storm water discharges from petroleum bulk storage facilities may be authorized by Ohio EPA's NPDES Bulk Fuel Storage general permit. Such discharges shall be authorized under a separate NPDES permit, discharged to a sanitary sewer in accordance with applicable industrial pretreatment requirements, or recycled on-site.

8.P.3 Additional Control Measures/Best Management Practices (BMPs).

8.P.3.1 *Good Housekeeping Measures.* (See also Part 2.1.2.2) In addition to the Good Housekeeping requirements in Part 2.1.2.2, you shall do the following. Recommended control measures are discussed as indicated:

8.P.3.1.1 *Vehicle and Equipment Storage Areas.* Minimize the potential for storm water exposure to leaky or leak-prone vehicles/equipment awaiting maintenance. Consider the following (or other equivalent measures): use of drip pans under vehicles/equipment, indoor storage of vehicles and equipment, installation of berms or dikes, use of absorbents, roofing or covering storage areas, and cleaning pavement surfaces to remove oil and grease.

8.P.3.1.2 *Fueling Areas.* Minimize contamination of storm water runoff from fueling areas. Consider the following (or other equivalent measures): Covering the fueling area; using spill/overflow protection and cleanup equipment; minimizing storm water run-on/runoff to the fueling area; using dry cleanup methods; and treating and/or recycling collected storm water runoff.

8.P.3.1.3 *Material Storage Areas.* Maintain all material storage vessels (e.g., for used oil/oil filters, spent solvents, paint wastes, hydraulic fluids) to prevent contamination of storm water and plainly label them (e.g., "Used Oil," "Spent Solvents," etc.). Consider the following (or other equivalent measures): storing the materials indoors; installing berms/dikes around the areas; minimizing runoff of storm water to the areas; using dry cleanup methods; and treating and/or recycling collected storm water runoff.

- 8.P.3.1.4 *Vehicle and Equipment Cleaning Areas.* Minimize contamination of storm water runoff from all areas used for vehicle/equipment cleaning. Consider the following (or other equivalent measures): performing all cleaning operations indoors; covering the cleaning operation, ensuring that all washwater drains to a proper collection system (i.e., not the storm water drainage system); treating and/or recycling collected washwater, or other equivalent measures.
- 8.P.3.1.5 *Vehicle and Equipment Maintenance Areas.* Minimize contamination of storm water runoff from all areas used for vehicle/equipment maintenance. Consider the following (or other equivalent measures): performing maintenance activities indoors; using drip pans; keeping an organized inventory of materials used in the shop; draining all parts of fluid prior to disposal; prohibiting wet clean up practices if these practices would result in the discharge of pollutants to storm water drainage systems; using dry cleanup methods; treating and/or recycling collected storm water runoff, minimizing run on/runoff of storm water to maintenance areas.
- 8.P.3.1.6 *Locomotive Sanding (Loading Sand for Traction) Areas.* Consider the following (or other equivalent measures): covering sanding areas; minimizing storm water run on/runoff; or appropriate sediment removal practices to minimize the offsite transport of sanding material by storm water.
- 8.P.3.2 *Employee Training.* (See also Part 2.1.2.9) Train personnel at least once a year and address the following activities, as applicable: used oil and spent solvent management; fueling procedures; general good housekeeping practices; proper painting procedures; and used battery management.
- 8.P.4 Additional SWPPP Requirements.**
- 8.P.4.1 *Drainage Area Site Map.* (See also Part 5.1.2) Identify in the SWPPP the following areas of the facility and indicate whether activities occurring there may be exposed to precipitation/surface runoff: Fueling stations; vehicle/equipment maintenance or cleaning areas; storage areas for vehicle/equipment with actual or potential fluid leaks; loading/unloading areas; areas where treatment, storage or disposal of wastes occur; liquid storage tanks; processing areas; and storage areas.
- 8.P.4.2 *Potential Pollutant Sources.* (See also Part 5.1.3) Assess the potential for the following activities and facility areas to contribute pollutants to storm water discharges: Onsite waste storage or disposal; dirt/gravel parking areas for vehicles awaiting maintenance; illicit plumbing connections between shop floor drains and the storm water conveyance system(s); and fueling areas. Describe these activities in the SWPPP.
- 8.P.4.3 *Description of Good Housekeeping Measures.* You shall document in your SWPPP the good housekeeping measures you implement consistent with Part 8.P.3.
- 8.P.4.4 *Vehicle and Equipment Washwater Requirements.* If applicable, attach to or reference in your SWPPP, a copy of the NPDES permit issued for vehicle/equipment washwater or, if an NPDES permit has not been issued, a copy of the pending application. If an industrial user permit is issued under a local pretreatment program, attach a copy to your SWPPP. In any case, implement all non-storm water discharge permit conditions or pretreatment conditions in your SWPPP. If washwater is handled in another manner (e.g., hauled offsite), describe the disposal method and attach all pertinent documentation/information (e.g., frequency, volume, destination, etc.) in the plan.

8.P.5 Additional Inspection Requirements. (See also Part 4.1) Inspect all the following areas/activities: storage areas for vehicles/equipment awaiting maintenance, fueling areas, indoor and outdoor vehicle/equipment maintenance areas, material storage areas, vehicle/equipment cleaning areas and loading/unloading areas.

DRAFT

Part 8 – Sector-Specific Requirements for Industrial Activity

Subpart Q – Sector Q – Water Transportation.

You shall comply with Part 8 sector-specific requirements associated with your primary industrial activity and any co-located industrial activities, as defined in Appendix A. The sector-specific requirements apply to those areas of your facility where those sector-specific activities occur. These sector-specific requirements are in addition to any requirements specified elsewhere in this permit.

8.Q.1 Covered Storm Water Discharges.

The requirements in Subpart Q apply to storm water discharges associated with industrial activity from Water Transportation facilities as identified by the SIC Codes specified under Sector Q in Table D-1 of Appendix D of the permit.

8.Q.2 Limitations on Coverage.

8.Q.2.1 *Prohibition of Non-Storm Water Discharges.* (See also Part 1.1.4) Not covered by this permit: bilge and ballast water, sanitary wastes, pressure wash water, and cooling water originating from vessels.

8.Q.3 Additional Control Measures/Best Management Practices (BMPs).

8.Q.3.1 *Good Housekeeping Measures.* You shall implement the following good housekeeping measures in addition to the requirements of part 2.1.2.2:

8.Q.3.1.1 *Pressure Washing Area.* If pressure washing is used to remove marine growth from vessels, the discharge water shall be permitted by a separate NPDES permit. Collect or contain the discharges from the pressures washing area so that they are not co-mingled with storm water discharges authorized by this permit.

8.Q.3.1.2 *Blasting and Painting Area.* Minimize the potential for spent abrasives, paint chips, and overspray to discharge into receiving waters or the storm sewer systems. Consider containing all blasting and painting activities or use other measures to minimize the discharge of contaminants (e.g., hanging plastic barriers or tarpaulins during blasting or painting operations to contain debris). When necessary, regularly clean storm water conveyances of deposits of abrasive blasting debris and paint chips.

8.Q.3.1.3 *Material Storage Areas.* Store and plainly label all containerized materials (e.g., fuels, paints, solvents, waste oil, antifreeze, batteries) in a protected, secure location away from drains. Minimize the contamination of precipitation or surface runoff from the storage areas. Specify which materials are stored indoors, and consider containment or enclosure for those stored outdoors. If abrasive blasting is performed, discuss the storage and disposal of spent abrasive materials generated at the facility. Consider implementing an inventory control plan to limit the presence of potentially hazardous materials onsite.

8.Q.3.1.4 *Engine Maintenance and Repair Areas.* Minimize the contamination of precipitation or surface runoff from all areas used for engine maintenance and repair. Consider the following (or their equivalents): performing all maintenance activities indoors, maintaining an organized inventory of materials used in the shop, draining all parts of fluid prior to disposal, prohibiting the practice of hosing down the shop floor, using

dry cleanup methods, and treating and/or recycling storm water runoff collected from the maintenance area.

- 8.Q.3.1.5 *Material Handling Area.* Minimize the contamination of precipitation or surface runoff from material handling operations and areas (e.g., fueling, paint and solvent mixing, disposal of process wastewater streams from vessels). Consider the following (or their equivalents): covering fueling areas, using spill and overflow protection, mixing paints and solvents in a designated area (preferably indoors or under a shed), and minimizing runoff of storm water to material handling areas.
- 8.Q.3.1.6 *Drydock Activities.* Routinely maintain and clean the drydock to minimize pollutants in storm water runoff. Address the cleaning of accessible areas of the drydock prior to flooding, and final cleanup following removal of the vessel and raising the dock. Include procedures for cleaning up oil, grease, and fuel spills occurring on the drydock. Consider the following (or their equivalents): sweeping rather than hosing off debris and spent blasting material from accessible areas of the drydock prior to flooding and making absorbent materials and oil containment booms readily available to clean up or contain any spills.
- 8.Q.3.2 *Employee Training.* (See also Part 2.1.2.9) As part of your employee training program, address, at a minimum, the following activities (as applicable): used oil management, spent solvent management, disposal of spent abrasives, disposal of vessel wastewaters, spill prevention and control, fueling procedures, general good housekeeping practices, painting and blasting procedures, and used battery management.
- 8.Q.3.3 *Preventive Maintenance.* (See also Part 2.1.2.3) As part of your preventive maintenance program, perform timely inspection and maintenance of storm water management devices (e.g., cleaning oil and water separators and sediment traps to ensure that spent abrasives, paint chips, and solids will be intercepted and retained prior to entering the storm drainage system), as well as inspecting and testing facility equipment and systems to uncover conditions that could cause breakdowns or failures resulting in discharges of pollutants to surface waters.

8.Q.4 Additional SWPPP Requirements.

- 8.Q.4.1 *Drainage Area Site Map.* (See also Part 5.1.2) Document in your SWPPP where any of the following may be exposed to precipitation or surface runoff: fueling; engine maintenance and repair; vessel maintenance and repair; pressure washing; painting; sanding; blasting; welding; metal fabrication; loading and unloading areas; locations used for the treatment, storage, or disposal of wastes; liquid storage tanks; liquid storage areas (e.g., paint, solvents, resins); and material storage areas (e.g., blasting media, aluminum, steel, scrap iron).
- 8.Q.4.2 *Summary of Potential Pollutant Sources.* (See also Part 5.1.3) Document in the SWPPP the following additional sources and activities that have potential pollutants associated with them: outdoor manufacturing or processing activities (e.g., welding, metal fabricating) and significant dust or particulate generating processes (e.g., abrasive blasting, sanding, and painting.)

8.Q.5 Additional Inspection Requirements.

(See also Part 4.1) Include the following in all quarterly routine facility inspections: pressure washing area; blasting, sanding, and painting areas; material storage areas; engine maintenance and repair areas; material handling areas; drydock area; and general yard area.

8.Q.6 Sector-Specific Benchmarks. (See also Part 6 of the permit.)

Table 8.Q-1.		
Subsector (You may be subject to requirements for more than one sector/subsector)	Parameter	Benchmark Monitoring Concentration
Subsector Q1. Water Transportation Facilities (SIC 4412-4499)	Total Aluminum	0.75 mg/L
	Total Lead ¹	Hardness Dependent
	Total Zinc ¹	Hardness Dependent

¹ The benchmark values of some metals are dependent on water hardness. For these parameters, permittees shall determine the hardness of the receiving water (see Appendix J, “Calculating Hardness in Receiving Waters for Hardness Dependent Metals,” for methodology), in accordance with Part 6.2.1.1, to identify the applicable ‘hardness range’ for determining their benchmark value applicable to their facility. The ranges occur in 25 mg/L increments. Hardness Dependent Benchmarks follow in the table below:

Water Hardness Range	Lead (mg/L)	Zinc (mg/L)
0-25 mg/L	0.021	0.04
25-50 mg/L	0.035	0.05
50-75 mg/L	0.067	0.08
75-100 mg/L	0.103	0.11
100-125 mg/L	0.142	0.13
125-150 mg/L	0.184	0.16
150-175 mg/L	0.227	0.18
175-200 mg/L	0.272	0.20
200-225 mg/L	0.320	0.23
225-250 mg/L	0.368	0.25
250-275 mg/L	0.418	0.27
275-300 mg/L	0.470	0.29
300-325 mg/L	0.522	0.31
325-350 mg/L	0.576	0.34
350-375 mg/L	0.631	0.36
375-400 mg/L	0.687	0.38
400+ mg/L	0.715	0.39

Part 8 – Sector-Specific Requirements for Industrial Activity

Subpart R – Sector R – Ship and Boat Building and Repair Yards.

You shall comply with Part 8 sector-specific requirements associated with your primary industrial activity and any co-located industrial activities, as defined in Appendix A. The sector-specific requirements apply to those areas of your facility where those sector-specific activities occur. These sector-specific requirements are in addition to any requirements specified elsewhere in this permit.

8.R.1 Covered Storm Water Discharges.

The requirements in Subpart R apply to storm water discharges associated with industrial activity from Ship and Boat Building and Repair Yards as identified by the SIC Codes specified under Sector R in Table D-1 of Appendix D of the permit.

8.R.2 Limitations on Coverage.

8.R.2.1 *Prohibition of Non-Storm Water Discharges.* (See also Part 1.1.4) Discharges containing bilge and ballast water, sanitary wastes, pressure wash water, and cooling water originating from vessels are not covered by this permit.

8.R.3 Additional Control Measures/Best Management Practices (BMPs).

8.R.3.1 *Good Housekeeping Measures.* (See also Part 2.1.2.2)

8.R.3.1.1 *Pressure Washing Area.* If pressure washing is used to remove marine growth from vessels, the discharged water shall be permitted as a process wastewater by a separate NPDES permit.

8.R.3.1.2 *Blasting and Painting Area.* Minimize the potential for spent abrasives, paint chips, and overspray to discharging into the receiving water or the storm sewer systems. Consider containing all blasting and painting activities, or use other measures to prevent the discharge of the contaminants (e.g., hanging plastic barriers or tarpaulins during blasting or painting operations to contain debris). When necessary, regularly clean storm water conveyances of deposits of abrasive blasting debris and paint chips.

8.R.3.1.3 *Material Storage Areas.* Store and plainly label all containerized materials (e.g., fuels, paints, solvents, waste oil, antifreeze, batteries) in a protected, secure location away from drains. Minimize the contamination of precipitation or surface runoff from the storage areas. If abrasive blasting is performed, discuss the storage and disposal of spent abrasive materials generated at the facility. Consider implementing an inventory control plan to limit the presence of potentially hazardous materials onsite.

8.R.3.1.4 *Engine Maintenance and Repair Areas.* Minimize the contamination of precipitation or surface runoff from all areas used for engine maintenance and repair. Consider the following (or their equivalents): performing all maintenance activities indoors, maintaining an organized inventory of materials used in the shop, draining all parts of fluid prior to disposal, prohibiting the practice of hosing down the shop floor, using dry cleanup methods, and treating and/or recycling storm water runoff collected from the maintenance area.

8.R.3.1.5 *Material Handling Area.* Minimize the contamination of precipitation or surface runoff from material handling operations and areas (e.g., fueling, paint and solvent

mixing, disposal of process wastewater streams from vessels). Consider the following (or their equivalents): covering fueling areas, using spill and overflow protection, mixing paints and solvents in a designated area (preferably indoors or under a shed), and minimizing storm water run-on to material handling areas.

- 8.R.3.1.6 *Drydock Activities.* Routinely maintain and clean the drydock to minimize pollutants in storm water runoff. Clean accessible areas of the drydock prior to flooding and final cleanup following removal of the vessel and raising the dock. Include procedures for cleaning up oil, grease, or fuel spills occurring on the drydock. Consider the following (or their equivalents): sweeping rather than hosing off debris and spent blasting material from accessible areas of the drydock prior to flooding, and having absorbent materials and oil containment booms readily available to clean up and contain any spills.
- 8.R.3.2 *Employee Training.* (See also Part 2.1.2.9) As part of your employee training program, address, at a minimum, the following activities (as applicable): used oil management, spent solvent management, disposal of spent abrasives, disposal of vessel wastewaters, spill prevention and control, fueling procedures, general good housekeeping practices, painting and blasting procedures, and used battery management.
- 8.R.3.4 *Preventive Maintenance.* (See also Part 2.1.2.3) As part of your preventive maintenance program, perform timely inspection and maintenance of storm water management devices (e.g., cleaning oil and water separators and sediment traps to ensure that spent abrasives, paint chips, and solids will be intercepted and retained prior to entering the storm drainage system), as well as inspecting and testing facility equipment and systems to uncover conditions that could cause breakdowns or failures resulting in discharges of pollutants to surface waters.

8.R.4 Additional SWPPP Requirements.

- 8.R.4.1 *Drainage Area Site Map.* (See also Part 5.1.2) Document in your SWPPP where any of the following may be exposed to precipitation or surface runoff: fueling; engine maintenance or repair; vessel maintenance or repair; pressure washing; painting; sanding; blasting; welding; metal fabrication; loading and unloading areas; treatment, storage, and waste disposal areas; liquid storage tanks; liquid storage areas (e.g., paint, solvents, resins); and material storage areas (e.g., blasting media, aluminum, steel, scrap iron).
- 8.R.4.2 *Potential Pollutant Sources.* (See also Part 5.1.3) Document in your SWPPP the following additional sources and activities that have potential pollutants associated with them (if applicable): outdoor manufacturing or processing activities (e.g., welding, metal fabricating) and significant dust or particulate generating processes (e.g., abrasive blasting, sanding, and painting).
- 8.R.4.3 *Documentation of Good Housekeeping Measures.* Document in your SWPPP any good housekeeping measures implemented to meet the control measures/best management practices (BMPs) in Part 8.R.3.
- 8.R.4.3.1 *Blasting and Painting Areas.* Document in the SWPPP any standard operating practices relating to blasting and painting (e.g., prohibiting uncontained blasting and painting over open water or prohibiting blasting and painting during windy conditions, which can render containment ineffective).
- 8.R.4.3.2 *Storage Areas.* Specify in your SWPPP which materials are stored indoors, and consider containment or enclosure for those stored outdoors.

8.R.5 Additional Inspection Requirements.

(See also Part 4.1) Include the following in all quarterly routine facility inspections: pressure washing area; blasting, sanding, and painting areas; material storage areas; engine maintenance and repair areas; material handling areas; drydock area; and general yard area.

DRAFT

Part 8 – Sector-Specific Requirements for Industrial Activity

Subpart S – Sector S – Air Transportation.

You shall comply with Part 8 sector-specific requirements associated with your primary industrial activity and any co-located industrial activities, as defined in Appendix A. The sector-specific requirements apply to those areas of your facility where those sector-specific activities occur. These sector-specific requirements are in addition to any requirements specified elsewhere in this permit.

8.S.1 Covered Storm Water Discharges.

The requirements in Subpart S apply to storm water discharges associated with industrial activity from Air Transportation facilities identified by the SIC Codes specified under Sector S in Table D-1 of Appendix D of the permit.

8.S.2 Limitation on Coverage

8.S.2.1 *Limitations on Coverage.* This permit authorizes storm water discharges from only those portions of the air transportation facility that are involved in vehicle maintenance (including vehicle rehabilitation, mechanical repairs, painting, fueling and lubrication), equipment cleaning operations or deicing operations.

Note: “deicing” will generally be used to imply both deicing (removing frost, snow or ice) and anti-icing (preventing accumulation of frost, snow or ice) activities, unless specific mention is made regarding anti-icing and/or deicing activities.

8.S.2.2 *Prohibition of Non-Storm Water Discharges.* (See also Part 1.1.4 and Part 8.S.3) This permit does not authorize the discharge of aircraft, ground vehicle, runway and equipment washwaters; nor the dry weather discharge of deicing chemicals. Such discharges shall be covered by separate NPDES permit(s). Note that a discharge resulting from snowmelt is not a dry weather discharge.

8.S.3 Additional Control Measures/Best Management Practices (BMPs).

8.S.3.1 *Good Housekeeping Measures.* (See also Part 2.1.2.2)

8.S.3.1.1 Aircraft, Ground Vehicle and Equipment Maintenance Areas. Minimize the contamination of storm water runoff from all areas used for aircraft, ground vehicle and equipment maintenance (including the maintenance conducted on the terminal apron and in dedicated hangers). Consider the following practices (or their equivalents): performing maintenance activities indoors; maintaining an organized inventory of material used in the maintenance areas; draining all parts of fluids prior to disposal; prohibiting the practice of hosing down the apron or hanger floor; using dry cleanup methods; and collecting the storm water runoff from the maintenance area and providing treatment or recycling.

8.S.3.1.2 Aircraft, Ground Vehicle and Equipment Cleaning Areas. (See also Part 8.S.3.6) Clearly demarcate these areas on the ground using signage or other appropriate means. Minimize the contamination of storm water runoff from cleaning areas.

8.S.3.1.3 Aircraft, Ground Vehicle and Equipment Storage Areas. Store all aircraft, ground vehicles and equipment awaiting maintenance in designated areas only and minimize the contamination of storm water runoff from these storage areas. Consider the

following control measures, including any BMPs (or their equivalents): storing aircraft and ground vehicles indoors; using drip pans for the collection of fluid leaks; and perimeter drains, dikes or berms surrounding the storage areas.

- 8.S.3.1.4 Material Storage Areas. Maintain the vessels of stored materials (e.g., used oils, hydraulic fluids, spent solvents, and waste aircraft fuel) in good condition, to prevent or minimize contamination of storm water. Also plainly label the vessels (e.g., “used oil,” “Contaminated Jet A,” etc.). Minimize contamination of precipitation/runoff from these areas. Consider the following control measures (or their equivalents): storing materials indoors; storing waste materials in a centralized location; and installing berms/dikes around storage areas.
- 8.S.3.1.5 Airport Fuel System and Fueling Areas. Minimize the discharge of fuel to the storm sewer/surface waters resulting from fuel servicing activities or other operations conducted in support of the airport fuel system. Consider the following control measures (or their equivalents): implementing spill and overflow practices (e.g., placing absorptive materials beneath aircraft during fueling operations); using only dry cleanup methods; and collecting storm water runoff.
- 8.S.3.1.6 Source Reduction. Minimize, and where feasible eliminate, the use of urea and glycol-based deicing chemicals, in order to reduce the aggregate amount of deicing chemicals used and/or lessen the environmental impact. Chemical options to replace ethylene glycol, propylene glycol and urea include: potassium acetate; magnesium acetate; calcium acetate; and anhydrous sodium acetate.
- 8.S.3.1.6.1 Runway Deicing Operation: Minimize contamination of storm water runoff from runways as a result of deicing operations. Evaluate whether over-application of deicing chemicals occurs by analyzing application rates, and adjust as necessary, consistent with considerations of flight safety. Also consider these control measure options (or their equivalents): metered application of chemicals; pre-wetting dry chemical constituents prior to application; installing a runway ice detection system; implementing anti-icing operations as a preventive measure against ice buildup.
- 8.S.3.1.6.2 Aircraft Deicing Operations. Minimize contamination of storm water runoff from aircraft deicing operations. Determine whether excessive application of deicing chemicals occurs and adjust as necessary, consistent with considerations of flight safety. This evaluation should be carried out by the personnel most familiar with the particular aircraft and flight operations in question (versus an outside entity such as the airport authority). Consider using alternative deicing/anti-icing agents as well as containment measures for all applied chemicals. Also consider these control measure options (or their equivalents) for reducing deicing fluid use: forced-air deicing systems, computer-controlled fixed-gantry systems, infrared technology, hot water, varying glycol content to air temperature, enclosed-basket deicing trucks, mechanical methods, solar radiation, hangar storage, aircraft covers, and thermal blankets for MD-80s and DC-9s. Also consider using ice-detection systems and airport traffic flow strategies and departure slot allocation systems.

8.S.3.1.7 Management of Runoff. (See also 2.1.2.6) Where deicing operations occur, implement a program to control or manage contaminated runoff to minimize the amount of pollutants being discharged from the site. Consider these control measure options (or their equivalents): a dedicated deicing facility with a runoff collection/recovery system; using vacuum/collection trucks; storing contaminated storm water/deicing fluids in tanks and releasing controlled amounts to a publicly owned treatment works; collecting contaminated runoff in a wet pond for biochemical decomposition (be aware of attracting wildlife that may prove hazardous to flight operations); and directing runoff into vegetative swales or other infiltration measures. Also consider recovering deicing materials when these materials are applied during non-precipitation events (e.g., covering storm sewer inlets, using booms, installing absorptive interceptors in the drains, etc.) to prevent these materials from later becoming a source of storm water contamination. Used deicing fluid should be recycled whenever possible.

8.S.3.2 *Deicing Season.* You shall determine the seasonal timeframe (e.g., December- February, October - March, etc.) during which deicing activities typically occur at the facility. Implementation of control measures, including any BMPs, facility inspections and monitoring shall be conducted with particular emphasis throughout the defined deicing season. If you meet the deicing chemical usage thresholds of 100,000 gallons glycol and/or 100 tons of urea, the deicing season you identified is the timeframe during which you shall obtain the required benchmark monitoring event results for deicing-related parameters, i.e., BOD, COD, ammonia and pH. See also Part 8.S.6.

8.S.4 Additional SWPPP Requirements.

An airport authority and tenants of the airport are encouraged to work in partnership in the development of a SWPPP. If an airport tenant obtains authorization under this permit and develops a SWPPP for discharges from his own areas of the airport, prior to authorization, that SWPPP shall be coordinated and integrated with the SWPPP for the entire airport. Tenants of the airport facility include air passenger or cargo companies, fixed based operators and other parties who have contracts with the airport authority to conduct business operations on airport property and whose operations result in storm water discharges associated with industrial activity.

8.S.4.1 *Drainage Area Site Map.* (See also Part 5.1.2) Document in the SWPPP the following areas of the facility and indicate whether activities occurring there may be exposed to precipitation/surface runoff: aircraft and runway deicing operations; fueling stations; aircraft, ground vehicle and equipment maintenance/cleaning areas; storage areas for aircraft, ground vehicles and equipment awaiting maintenance.

8.S.4.2 *Potential Pollutant Sources.* (See also Part 5.1.3) In your inventory of exposed materials, describe in your SWPPP the potential for the following activities and facility areas to contribute pollutants to storm water discharges: aircraft, runway, ground vehicle and equipment maintenance and cleaning; aircraft and runway deicing operations (including apron and centralized aircraft deicing stations, runways, taxiways and ramps). If you use deicing chemicals, you shall maintain a record of the types (including the Material Safety Data Sheets [MSDS]) used and the monthly quantities, either as measured or, in the absence of metering, as estimated to the best of your knowledge. This includes all deicing chemicals, not just glycols and urea (e.g., potassium acetate), because large quantities of these other chemicals can still have an adverse impact on receiving waters. Tenants or other fixed-based operations that conduct deicing operations shall provide the above information to the airport authority for inclusion with any comprehensive airport SWPPPs.

8.S.4.3 *Vehicle and Equipment Washwater Requirements.* Attach to or reference in your SWPPP, a copy of the NPDES permit issued for vehicle/equipment washwater or, if an NPDES permit has not been issued, a copy of the pending application. If an industrial user permit is issued under a local pretreatment program, include a copy in your SWPPP. In any case, if you are subject to another permit, describe your control measures for implementing all non-storm water discharge permit conditions or pretreatment requirements in your SWPPP. If washwater is handled in another manner (e.g., hauled offsite, retained onsite), describe the disposal method and attach all pertinent documentation/information (e.g., frequency, volume, destination, etc.) in your SWPPP.

8.S.4.4 *Documentation of Control Measures Used for Management of Runoff:* Document in your SWPPP the control measures used for collecting or containing contaminated melt water from collection areas used for disposal of contaminated snow.

8.S.5 Additional Inspection Requirements.

8.S.5.1 *Inspections.* (See also Part 4.1) At a minimum conduct routine facility inspections at least monthly during the deicing season (e.g., October through April for most mid-latitude airports). If your facility needs to deice before or after this period, expand the monthly inspections to include all months during which deicing chemicals may be used. The Director may specifically require you to increase inspection frequencies.

8.S.6 Sector-Specific Benchmarks. (See also Part 6 of the permit.)

Monitor per the requirements in Table 8.S-1.

Table 8.S-1.

Subsector (You may be subject to requirements for more than one sector/subsector)	Parameter	Benchmark Monitoring Concentration
For airports where a single permittee, or a combination of permitted facilities use more than 100,000 gallons of glycol-based deicing chemicals and/or 100 tons or more of urea on an average annual basis, monitor the first four parameters in ONLY those outfalls that collect runoff from areas where deicing activities occur (SIC 4512-4581).	Biochemical Oxygen Demand (BOD ₅) ¹	30 mg/L
	Chemical Oxygen Demand (COD) ¹	120 mg/L
	Ammonia ¹	3.1 mg/L
	pH ¹	6.5 - 9.0 s.u.

¹ These are deicing-related parameters. Collect the benchmark samples during the timeframe defined in Part 8.S.3.2 when deicing activities are occurring.

Part 8 – Sector-Specific Requirements for Industrial Activity

Subpart T – Sector T – Treatment Works.

You shall comply with Part 8 sector-specific requirements associated with your primary industrial activity and any co-located industrial activities, as defined in Appendix A. The sector-specific requirements apply to those areas of your facility where those sector-specific activities occur. These sector-specific requirements are in addition to any requirements specified elsewhere in this permit.

8.T.1 Covered Storm Water Discharges.

The requirements in Subpart T apply to storm water discharges associated with industrial activity from Treatment Works as identified by the Activity Code specified under Sector T in Table D-1 of Appendix D of the permit.

8.T.2 Industrial Activities Covered by Sector T.

The requirements listed under this part apply to all existing point source storm water discharges associated with the following activities:

- 8.T.2.1 Treatment works treating domestic sewage, or any other sewage sludge or wastewater treatment device or system used in the storage, treatment, recycling, and reclamation of municipal or domestic sewage, including land dedicated to the disposal of sewage sludge; that are located within the confines of a facility with a design flow of 1.0 million gallons per day (MGD) or more; or are required to have an approved pretreatment program under 40 CFR Part 403.
- 8.T.2.2 The following are not required to have permit coverage: farm lands, domestic gardens or lands used for sludge management where sludge is beneficially reused and which are not physically located within the facility, or areas that are in compliance with Section 405 of the CWA.

8.T.3 Limitations on Coverage.

- 8.T.3.1 *Prohibition of Non-Storm Water Discharges.* (See also Part 1.1.4) Sanitary and industrial wastewater and equipment and vehicle washwater are not authorized by this permit.

8.T.4 Additional Control Measures/Best Management Practices (BMPs).

- 8.T.4.1 *Control Measures.* (See also the control measures/best management practices (BMPs) in Part 2.1.2) In addition to the other control measures, consider the following: routing contaminated storm water to the treatment works; or covering exposed materials (i.e., from the following areas: grit, screenings, and other solids handling, storage, or disposal areas; sludge drying beds; dried sludge piles; compost piles; and septage or hauled waste receiving station).
- 8.T.4.2 *Employee Training.* (See also Part 2.1.2.9) At a minimum, training shall address the following areas when applicable to a facility: petroleum product management; process chemical management; spill prevention and controls; fueling procedures; general good housekeeping practices; and proper procedures for using fertilizer, herbicides, and pesticides.

8.T.5 Additional SWPPP Requirements.

- 8.T.5.1 *Site Map.* (See also Part 5.1.2) Document in your SWPPP where any of the following may be exposed to precipitation or surface runoff: grit, screenings, and other solids handling, storage, or

disposal areas; sludge drying beds; dried sludge piles; compost piles; septage or hauled waste receiving station; and storage areas for process chemicals, petroleum products, solvents, fertilizers, herbicides, and pesticides.

8.T.5.2 *Potential Pollutant Sources.* (See also Part 5.1.3) Document in your SWPPP the following additional sources and activities that have potential pollutants associated with them, as applicable: grit, screenings, and other solids handling, storage, or disposal areas; sludge drying beds; dried sludge piles; compost piles; septage or hauled waste receiving station; and access roads and rail lines.

8.T.5.3 *Wastewater and Washwater Requirements.* Keep a copy of all your current NPDES permits issued for wastewater and industrial, vehicle and equipment washwater discharges or, if an NPDES permit has not yet been issued, a copy of the pending application(s) with your SWPPP. If the washwater is handled in another manner, the disposal method shall be described and all pertinent documentation shall be retained onsite.

8.T.6 Additional Inspection Requirements.

(See also Part 4.1) Include the following areas in all inspections: access roads and rail lines; grit, screenings, and other solids handling, storage, or disposal areas; sludge drying beds; dried sludge piles; compost piles; and septage or hauled waste receiving station.

DRAFT

Part 8 – Sector-Specific Requirements for Industrial Activity

Subpart U – Sector U – Food and Kindred Products.

You shall comply with Part 8 sector-specific requirements associated with your primary industrial activity and any co-located industrial activities, as defined in Appendix A. The sector-specific requirements apply to those areas of your facility where those sector-specific activities occur. These sector-specific requirements are in addition to any requirements specified elsewhere in this permit.

8.U.1 Covered Storm Water Discharges.

The requirements in Subpart U apply to storm water discharges associated with industrial activity from Food and Kindred Products facilities as identified by the SIC Codes specified in Table D-1 of Appendix D of the permit.

8.U.2 Limitations on Coverage.

8.U.2.1 *Prohibition of Non-Storm Water Discharges.* (See also Part 1.1.4) The following discharges are not authorized by this permit: discharges containing boiler blowdown, cooling tower overflow and blowdown, ammonia refrigeration purging, and vehicle washing and clean-out operations.

8.U.3 Additional Control Measures/Best Management Practices (BMPs).

8.U.3.1 *Employee Training.* (See also Part 2.1.2.9) Address pest control in your employee training program.

8.U.4 Additional SWPPP Requirements.

8.U.4.1 *Drainage Area Site Map.* (See also Part 5.1.2) Document in your SWPPP the locations of the following activities if they are exposed to precipitation or runoff: vents and stacks from cooking, drying, and similar operations; dry product vacuum transfer lines; animal holding pens; spoiled product; and broken product container storage areas.

8.U.4.2 *Potential Pollutant Sources.* (See also Part 5.1.3) Document in your SWPPP, in addition to food and kindred products processing-related industrial activities, application and storage of pest control chemicals (e.g., rodenticides, insecticides, fungicides) used on plant grounds.

8.U.5 Additional Inspection Requirements.

(See also Part 4.1) Inspect on a quarterly basis, at a minimum, the following areas where the potential for exposure to storm water exists: loading and unloading areas for all significant materials; storage areas, including associated containment areas; waste management units; vents and stacks emanating from industrial activities; spoiled product and broken product container holding areas; animal holding pens; staging areas; and air pollution control equipment.

8.U.6 Sector-Specific Benchmarks. (See also Part 6 of the permit.)

Table 8.U-1.		
Subsector (You may be subject to requirements for more than one Sector / Subsector)	Parameter	Benchmark Monitoring Concentration
Subsector U1. Grain Mill Products (SIC 2041-2048)	Total Suspended Solids (TSS)	100 mg/L
Subsector U2. Fats and Oils Products (SIC 2074-2079)	Biochemical Oxygen Demand (BOD ₅)	30 mg/L
	Chemical Oxygen Demand (COD)	120 mg/L
	Nitrate plus Nitrite Nitrogen	0.68 mg/L
	Total Suspended Solids (TSS)	100 mg/L

DRAFT

Part 8 – Sector-Specific Requirements for Industrial Activity

Subpart V – Sector V – Textile Mills, Apparel, and Other Fabric Products.

You shall comply with Part 8 sector-specific requirements associated with your primary industrial activity and any co-located industrial activities, as defined in Appendix A. The sector-specific requirements apply to those areas of your facility where those sector-specific activities occur. These sector-specific requirements are in addition to any requirements specified elsewhere in this permit.

8.V.1 Covered Storm Water Discharges.

The requirements in Subpart V apply to storm water discharges associated with industrial activity from Textile Mills, Apparel, and Other Fabric Product manufacturing as identified by the SIC Codes specified under Sector V in Table D-1 of Appendix D of the permit.

8.V.2 Limitations on Coverage.

8.V.2.1 *Prohibition of Non-Storm Water Discharges.* (See also Part 1.1.4) The following are not authorized by this permit: discharges of wastewater (e.g., wastewater resulting from wet processing or from any processes relating to the production process), reused or recycled water, and waters used in cooling towers. If you have these types of discharges from your facility, you shall cover them under a separate NPDES permit.

8.V.3 Additional Control Measures/Best Management Practices (BMPs).

8.V.3.1 *Good Housekeeping Measures.* (See also Part 2.1.2.2)

8.V.3.1.1 *Material Storage Areas.* Plainly label and store all containerized materials (e.g., fuels, petroleum products, solvents, and dyes) in a protected area, away from drains. Minimize contamination of the storm water runoff from such storage areas. Also consider an inventory control plan to prevent excessive purchasing of potentially hazardous substances. For storing empty chemical drums or containers, ensure that the drums and containers are clean (consider triple-rinsing) and that there is no contact of residuals with precipitation or runoff. Collect and dispose of washwater from these cleanings properly.

8.V.3.1.2 *Material Handling Areas.* Minimize contamination of storm water runoff from material handling operations and areas. Consider the following (or their equivalents): use of spill and overflow protection; covering fueling areas; and covering or enclosing areas where the transfer of material may occur. When applicable, address the replacement or repair of leaking connections, valves, transfer lines, and pipes that may carry chemicals, dyes, or wastewater.

8.V.3.1.3 *Fueling Areas.* Minimize contamination of storm water runoff from fueling areas. Consider the following (or their equivalents): covering the fueling area, using spill and overflow protection, minimizing run-on of storm water to the fueling areas, using dry cleanup methods, and treating and/or recycling storm water runoff collected from the fueling area.

8.V.3.1.4 *Above-Ground Storage Tank Area.* Minimize contamination of the storm water runoff from above-ground storage tank areas, including the associated piping and valves. Consider the following (or their equivalents): regular cleanup of these areas;

including measures for tanks, piping and valves explicitly in your SPCC program; minimizing runoff of storm water from adjacent areas; restricting access to the area; inserting filters in adjacent catch basins; providing absorbent booms in unbermed fueling areas; using dry cleanup methods; and permanently sealing drains within critical areas that may discharge to a storm drain.

8.V.3.2 *Employee Training.* (See also Part 2.1.2.9) As part of your employee training program, address, at a minimum, the following activities (as applicable): use of reused and recycled waters, solvents management, proper disposal of dyes, proper disposal of petroleum products and spent lubricants, spill prevention and control, fueling procedures, and general good housekeeping practices.

8.V.4 Additional SWPPP Requirements.

8.V.4.1 *Potential Pollutant Sources.* (See also Part 5.1.3) Document in your SWPPP the following additional sources and activities that have potential pollutants associated with them: industry-specific significant materials and industrial activities (e.g., backwinding, beaming, bleaching, backing bonding, carbonizing, carding, cut and sew operations, desizing, drawing, dyeing locking, fulling, knitting, mercerizing, opening, packing, plying, scouring, slashing, spinning, synthetic-felt processing, textile waste processing, tufting, turning, weaving, web forming, winging, yarn spinning, and yarn texturing).

8.V.4.2 *Description of Good Housekeeping Measures for Material Storage Areas.* Document in the SWPPP your containment area or enclosure for materials stored outdoors in connection with Part 8.V.3.1.1 above.

8.V.5 Additional Inspection Requirements.

(See also Part 4.1) Inspect, at least monthly, the following activities and areas (at a minimum): transfer and transmission lines, spill prevention, good housekeeping practices, management of process waste products, and all structural and nonstructural management practices.

Part 8 – Sector-Specific Requirements for Industrial Activity

Subpart W – Sector W – Furniture and Fixtures.

You shall comply with Part 8 sector-specific requirements associated with your primary industrial activity and any co-located industrial activities, as defined in Appendix A. The sector-specific requirements apply to those areas of your facility where those sector-specific activities occur. These sector-specific requirements are in addition to any requirements specified elsewhere in this permit.

8.W.1 Covered Storm Water Discharges.

The requirements in Subpart W apply to storm water discharges associated with industrial activity from Furniture and Fixtures facilities as identified by the SIC Codes specified under Sector W in Table D-1 of Appendix D of the permit.

8.W.2 Additional SWPPP Requirements.

8.W.2.1 *Drainage Area Site Map.* (See also Part 5.1.2) Document in your SWPPP where any of the following may be exposed to precipitation or surface runoff: material storage (including tanks or other vessels used for liquid or waste storage) areas; outdoor material processing areas; areas where wastes are treated, stored, or disposed of; access roads; and rail spurs.

DRAFT

Part 8 – Sector-Specific Requirements for Industrial Activity

Subpart X – Sector X – Printing and Publishing.

You shall comply with Part 8 sector-specific requirements associated with your primary industrial activity and any co-located industrial activities, as defined in Appendix A. The sector-specific requirements apply to those areas of your facility where those sector-specific activities occur. These sector-specific requirements are in addition to any requirements specified elsewhere in this permit.

8.X.1 Covered Storm Water Discharges.

The requirements in Subpart X apply to storm water discharges associated with industrial activity from Printing and Publishing facilities as identified by the SIC Codes specified under Sector X in Table D-1 of Appendix D of the permit.

8.X.2 Additional Control Measures/Best Management Practices (BMPs).

8.X.2.1 *Good Housekeeping Measures.* (See also Part 2.1.2.2)

8.X.2.1.1 *Material Storage Areas.* Plainly label and store all containerized materials (e.g., skids, pallets, solvents, bulk inks, hazardous waste, empty drums, portable and mobile containers of plant debris, wood crates, steel racks, and fuel oil) in a protected area, away from drains. Minimize contamination of the storm water runoff from such storage areas. Also consider an inventory control plan to prevent excessive purchasing of potentially hazardous substances.

8.X.2.1.2 *Material Handling Area.* Minimize contamination of storm water runoff from material handling operations and areas (e.g., blanket wash, mixing solvents, loading and unloading materials). Consider the following (or their equivalents): using spill and overflow protection, covering fueling areas, and covering or enclosing areas where the transfer of materials may occur. When applicable, address the replacement or repair of leaking connections, valves, transfer lines, and pipes that may carry chemicals or wastewater.

8.X.2.1.3 *Fueling Areas.* Minimize contamination of storm water runoff from fueling areas. Consider the following (or their equivalents): covering the fueling area, using spill and overflow protection, minimizing runoff of storm water to the fueling areas, using dry cleanup methods, and treating and/or recycling storm water runoff collected from the fueling area.

8.X.2.1.4 *Above Ground Storage Tank Area.* Minimize contamination of the storm water runoff from above-ground storage tank areas, including the associated piping and valves. Consider the following (or their equivalents): regularly cleaning these areas, explicitly addressing tanks, piping and valves in the SPCC program, minimizing storm water runoff from adjacent areas, restricting access to the area, inserting filters in adjacent catch basins, providing absorbent booms in unbermed fueling areas, using dry cleanup methods, and permanently sealing drains within critical areas that may discharge to a storm drain.

8.X.2.2 *Employee Training.* (See also Part 2.1.2.9) As part of your employee training program, address, at a minimum, the following activities (as applicable): spent solvent management, spill prevention and control, used oil management, fueling procedures, and general good housekeeping practices.

8.X.3 Additional SWPPP Requirements.

- 8.X.3.1 *Description of Good Housekeeping Measures for Material Storage Areas.* In connection with Part 8.X.2.1.1, describe in the SWPPP the containment area or enclosure for materials stored outdoors.

DRAFT

Part 8 – Sector-Specific Requirements for Industrial Activity

Subpart Y – Sector Y – Rubber, Miscellaneous Plastic Products, and Miscellaneous Manufacturing Industries.

You shall comply with Part 8 sector-specific requirements associated with your primary industrial activity and any co-located industrial activities, as defined in Appendix A. The sector-specific requirements apply to those areas of your facility where those sector-specific activities occur. These sector-specific requirements are in addition to any requirements specified elsewhere in this permit.

8.Y.1 Covered Storm Water Discharges.

The requirements in Subpart Y apply to storm water discharges associated with industrial activity from Rubber, Miscellaneous Plastic Products, and Miscellaneous Manufacturing Industries facilities as identified by the SIC Codes specified under Sector Y in Table D-1 of Appendix D of the permit.

8.Y.2 Additional Control Measures/Best Management Practices (BMPs).

8.Y.2.1 *Controls for Rubber Manufacturers.* (See also Part 2.1.2) Minimize the discharge of zinc in your storm water discharges. Parts 8.Y.2.1.1 to 8.Y.2.1.5 give possible sources of zinc to be reviewed and list some specific control measures to be considered for implementation (or their equivalents). Following are some general control measure options to consider: using chemicals purchased in pre-weighed, sealed polyethylene bags; storing in-use materials in sealable containers, ensuring an airspace between the container and the cover to minimize “puffing” losses when the container is opened, and using automatic dispensing and weighing equipment.

8.Y.2.1.1 *Zinc Bags.* Ensure proper handling and storage of zinc bags at your facility. Following are some control measure options: employee training on the handling and storage of zinc bags, indoor storage of zinc bags, cleanup of zinc spills without washing the zinc into the storm drain, and the use of 2,500-pound sacks of zinc rather than 50- to 100-pound sacks.

8.Y.2.1.2 *Dumpsters.* Minimize discharges of zinc from dumpsters. Following are some control measure options: covering the dumpster, moving the dumpster indoors, or providing a lining for the dumpster.

8.Y.2.1.3 *Dust Collectors and Baghouses.* Minimize contributions of zinc to storm water from dust collectors and baghouses. Replace or repair, as appropriate, improperly operating dust collectors and baghouses.

8.Y.2.1.4 *Grinding Operations.* Minimize contamination of storm water as a result of dust generation from rubber grinding operations. One control measure option is to install a dust collection system.

8.Y.2.1.5 *Zinc Stearate Coating Operations.* Minimize the potential for storm water contamination from drips and spills of zinc stearate slurry that may be released to the storm drain. One control measure option is to use alternative compounds to zinc stearate.

8.Y.2.2 *Controls for Plastic Products Manufacturers.* Minimize the discharge of plastic resin pellets in your storm water discharges. Control measures to be considered for implementation (or their equivalents) include minimizing spills, cleaning up of spills promptly and thoroughly, sweeping thoroughly, pellet capturing, employee education, and disposal precautions.

8.Y.3 Additional SWPPP Requirements.

8.Y.3.1 *Potential Pollutant Sources for Rubber Manufacturers.* (See also Part 5.1.3) Document in your SWPPP the use of zinc at your facility and the possible pathways through which zinc may be discharged in storm water runoff.

8.Y.4 Sector-Specific Benchmarks. (See also Part 6 of the permit.)

Table 8.Y-1.		
Subsector (You may be subject to requirements for more than one sector/subsector)	Parameter	Benchmark Monitoring Concentration
Subsector Y1. Rubber Products Manufacturing (SIC 3011, 3021, 3052, 3053, 3061, 3069)	Total Zinc ¹	Hardness Dependent

¹ The benchmark values of some metals are dependent on water hardness. For these parameters, permittees shall determine the hardness of the receiving water (see Appendix J, “Calculating Hardness in Receiving Waters for Hardness Dependent Metals,” for methodology), in accordance with Part 6.2.1.1, to identify the applicable ‘hardness range’ for determining their benchmark value applicable to their facility. The ranges occur in 25 mg/L increments. Hardness Dependent Benchmarks follow in the table below:

Water Hardness Range	Zinc (mg/L)
0-25 mg/L	0.04
25-50 mg/L	0.05
50-75 mg/L	0.08
75-100 mg/L	0.11
100-125 mg/L	0.13
125-150 mg/L	0.16
150-175 mg/L	0.18
175-200 mg/L	0.20
200-225 mg/L	0.23
225-250 mg/L	0.25
250-275 mg/L	0.27
275-300 mg/L	0.29
300-325 mg/L	0.31
325-350 mg/L	0.34
350-375 mg/L	0.36
375-400 mg/L	0.38
400+ mg/L	0.39

Part 8 – Sector-Specific Requirements for Industrial Activity

Subpart Z – Sector Z – Leather Tanning and Finishing.

You shall comply with Part 8 sector-specific requirements associated with your primary industrial activity and any co-located industrial activities, as defined in Appendix A. The sector-specific requirements apply to those areas of your facility where those sector-specific activities occur. These sector-specific requirements are in addition to any requirements specified elsewhere in this permit.

8.Z.1 Covered Storm Water Discharges.

The requirements in Subpart Z apply to storm water discharges associated with industrial activity from Leather Tanning and Finishing facilities as identified by the SIC Code specified under Sector Z in Table D-1 of Appendix D of the permit.

8.Z.2 Additional Control Measures/Best Management Practices (BMPs).

8.Z.2.3 *Good Housekeeping Measures.* (See also Part 2.1.2.2)

- 8.Z.2.3.1 *Storage Areas for Raw, Semiprocessed, or Finished Tannery By-products.* Minimize contamination of storm water runoff from pallets and bales of raw, semiprocessed, or finished tannery by-products (e.g., splits, trimmings, shavings). Consider indoor storage or protection with polyethylene wrapping, tarpaulins, roofed storage, etc. Consider placing materials on an impermeable surface and enclosing or putting berms (or equivalent measures) around the area to prevent storm water run-on and runoff.
- 8.Z.2.3.2 *Material Storage Areas.* Label storage containers of all materials (e.g., specific chemicals, hazardous materials, spent solvents, waste materials) minimize contact of such materials with storm water.
- 8.Z.2.3.3 *Buffing and Shaving Areas.* Minimize contamination of storm water runoff with leather dust from buffing and shaving areas. Consider dust collection enclosures, preventive inspection and maintenance programs, or other appropriate preventive measures.
- 8.Z.2.3.4 *Receiving, Unloading, and Storage Areas.* Minimize contamination of storm water runoff from receiving, unloading, and storage areas. If these areas are exposed, consider the following (or their equivalents): covering all hides and chemical supplies, diverting drainage to the process sewer, or grade berming or curbing the area to prevent storm water runoff.
- 8.Z.2.3.5 *Outdoor Storage of Contaminated Equipment.* Minimize contact of storm water with contaminated equipment. Consider the following (or their equivalents): covering equipment, diverting drainage to the process sewer, and cleaning thoroughly prior to storage.
- 8.Z.2.3.6 *Waste Management.* Minimize contamination of storm water runoff from waste storage areas. Consider the following (or their equivalents): covering dumpsters, moving waste management activities indoors, covering waste piles with temporary covering material such as tarpaulins or polyethylene, and minimizing storm water runoff by enclosing the area or building berms around the area.

8.Z.3 Additional SWPPP Requirements.

- 8.Z.3.1 *Drainage Area Site Map.* (See also Part 5.1.2) Identify in your SWPPP where any of the following may be exposed to precipitation or surface runoff: processing and storage areas of the beamhouse, tanyard, and re-tan wet finishing and dry finishing operations.
- 8.Z.3.2 *Potential Pollutant Sources.* (See also Part 5.1.3) Document in your SWPPP the following sources and activities that have potential pollutants associated with them (as appropriate): temporary or permanent storage of fresh and brine-cured hides; extraneous hide substances and hair; leather dust, scraps, trimmings, and shavings.

DRAFT

Part 8 – Sector-Specific Requirements for Industrial Activity

Subpart AA – Sector AA – Fabricated Metal Products

You shall comply with Part 8 sector-specific requirements associated with your primary industrial activity and any co-located industrial activities, as defined in Appendix A. The sector-specific requirements apply to those areas of your facility where those sector-specific activities occur. These sector-specific requirements are in addition to any requirements specified elsewhere in this permit.

8.AA.1 Covered Storm Water Discharges.

The requirements in Subpart AA apply to storm water discharges associated with industrial activity from Fabricated Metal Products facilities as identified by the SIC Codes specified under Sector AA in Table D-1 of Appendix D of the permit.

8.AA.2 Additional Control Measures/Best Management Practices (BMPs).

8.AA.2.1 *Good Housekeeping Measures.* (See also Part 2.1.2.2)

8.AA.2.1.1 *Raw Steel Handling Storage.* Minimize the generation of and/or recover and properly manage scrap metals, fines, and iron dust. Include measures for containing materials within storage handling areas.

8.AA.2.1.2 *Paints and Painting Equipment.* Minimize exposure of paint and painting equipment to storm water.

8.AA.2.2 *Spill Prevention and Response Procedures.* (See also Part 2.1.2.4) Ensure that the necessary equipment to implement a cleanup is available to personnel. The following areas should be addressed

8.AA.2.2.1 *Metal Fabricating Areas.* Maintain clean, dry, orderly conditions in these areas. Consider using dry clean-up techniques.

8.AA.2.2.2 *Storage Areas for Raw Metal.* Keep these areas free of conditions that could cause, or impede appropriate and timely response to, spills or leakage of materials. Consider the following (or their equivalents): maintaining storage areas so that there is easy access in the event of a spill, and labeling stored materials to aid in identifying spill contents.

8.AA.2.2.3 *Metal Working Fluid Storage Areas.* Minimize the potential for storm water contamination from storage areas for metal working fluids.

8.AA.2.2.4 *Cleaners and Rinse Water.* Control and clean up spills of solvents and other liquid cleaners, control sand buildup and disbursement from sand-blasting operations, and prevent exposure of recyclable wastes. Substitute environmentally benign cleaners when possible.

8.AA.2.2.5 *Lubricating Oil and Hydraulic Fluid Operations.* Minimize the potential for storm water contamination from lubricating oil and hydraulic fluid operations. Consider using monitoring equipment or other devices to detect and control leaks and overflows. Consider installing perimeter controls such as dikes, curbs, grass filter strips, or equivalent measures.

8.AA.2.2.6 *Chemical Storage Areas.* Minimize storm water contamination and accidental spillage in chemical storage areas. Include a program to inspect containers and identify proper disposal methods.

8.AA.2.3 *Spills and Leaks.* (See also Part 5.1.3.3) In your spill prevention and response procedures, required by Part 2.1.2.4, pay attention to the following materials (at a minimum): chromium, toluene, pickle liquor, sulfuric acid, zinc and other water priority chemicals, and hazardous chemicals and wastes.

8.AA.3 Additional SWPPP Requirements.

8.AA.3.1 *Drainage Area Site Map.* (See also Part 5.1.2) Document in your SWPPP where any of the following may be exposed to precipitation or surface runoff: raw metal storage areas; finished metal storage areas; scrap disposal collection sites; equipment storage areas; retention and detention basins; temporary and permanent diversion dikes or berms; right-of-way or perimeter diversion devices; sediment traps and barriers; processing areas, including outside painting areas; wood preparation; recycling; and raw material storage.

8.AA.3.2 *Potential Pollutant Sources.* (See also Part 5.1.3) Document in your SWPPP the following additional sources and activities that have potential pollutants associated with them: loading and unloading operations for paints, chemicals, and raw materials; outdoor storage activities for raw materials, paints, empty containers, corn cobs, chemicals, and scrap metals; outdoor manufacturing or processing activities such as grinding, cutting, degreasing, buffing, and brazing; onsite waste disposal practices for spent solvents, sludge, pickling baths, shavings, ingot pieces, and refuse and waste piles.

8.AA.4 Additional Inspection Requirements

8.AA.4.1 *Inspections.* (See also Part 4.1) At a minimum, include the following areas in all inspections: raw metal storage areas, finished product storage areas, material and chemical storage areas, recycling areas, loading and unloading areas, equipment storage areas, paint areas, drainage from roof and vehicle fueling and maintenance areas. Potential pollutants include chromium, zinc, lubricating oil, solvents, aluminum, oil and grease, methyl ethyl ketone, steel, and related materials.

8.AA.5 Sector-Specific Benchmarks. (See also Part 6 of the permit.)

Table 8.AA-1		
Subsector (You may be subject to requirements for more than one sector/subsector)	Parameter	Benchmark Monitoring Concentration
Subsector AA1. Fabricated Metal Products, except Coating (SIC 3411-3499; 3911-3915)	Total Aluminum	0.75 mg/L
	Total Zinc ¹	Hardness Dependent
	Nitrate plus Nitrite Nitrogen	0.68 mg/L
Subsector AA2. Fabricated Metal Coating and Engraving (SIC 3479)	Total Zinc ¹	Hardness Dependent
	Nitrate plus Nitrite Nitrogen	0.68 mg/L

¹ The benchmark values of some metals are dependent on water hardness. For these parameters, permittees shall determine the hardness of the receiving water (see Appendix J, “Calculating Hardness in Receiving Waters for Hardness Dependent Metals,” for methodology), in accordance with Part 6.2.1.1, to identify the applicable ‘hardness range’ for determining their benchmark value applicable to their facility. The ranges occur in 25 mg/L increments. Hardness Dependent Benchmarks follow in the table below:

Water Hardness Range	Zinc (mg/L)
0-25 mg/L	0.04
25-50 mg/L	0.05
50-75 mg/L	0.08
75-100 mg/L	0.11
100-125 mg/L	0.13
125-150 mg/L	0.16
150-175 mg/L	0.18
175-200 mg/L	0.20
200-225 mg/L	0.23
225-250 mg/L	0.25
250-275 mg/L	0.27
275-300 mg/L	0.29
300-325 mg/L	0.31
325-350 mg/L	0.34
350-375 mg/L	0.36
375-400 mg/L	0.38
400+ mg/L	0.39

Part 8 – Sector-Specific Requirements for Industrial Activity

Subpart AB – Sector AB – Transportation Equipment, Industrial or Commercial Machinery Facilities.

You shall comply with Part 8 sector-specific requirements associated with your primary industrial activity and any co-located industrial activities, as defined in Appendix A. The sector-specific requirements apply to those areas of your facility where those sector-specific activities occur. These sector-specific requirements are in addition to any requirements specified elsewhere in this permit.

8.AB.1 Covered Storm Water Discharges.

The requirements in Subpart AB apply to storm water discharges associated with industrial activity from Transportation Equipment, Industrial or Commercial Machinery facilities as identified by the SIC Codes specified under Sector AB in Table D-1 of Appendix D of the permit.

8.AB.2 Additional SWPPP Requirements.

8.AB.2.1 *Drainage Area Site Map.* (See also Part 5.1.2) Identify in your SWPPP where any of the following may be exposed to precipitation or surface runoff: vents and stacks from metal processing and similar operations.

DRAFT

Part 8 – Sector-Specific Requirements for Industrial Activity

Subpart AC– Sector AC –Electronic and Electrical Equipment and Components, Photographic and Optical Goods.

You shall comply with Part 8 sector-specific requirements associated with your primary industrial activity and any co-located industrial activities, as defined in Appendix A. The sector-specific requirements apply to those areas of your facility where those sector-specific activities occur. These sector-specific requirements are in addition to any requirements specified elsewhere in this permit.

8.AC.1 Covered Storm Water Discharges.

The requirements in Subpart AC apply to storm water discharges associated with industrial activity from facilities that manufacture Electronic and Electrical Equipment and Components, Photographic and Optical goods as identified by the SIC Codes specified in Table D-1 of Appendix D of the permit.

8.AC.2 Additional Requirements.

No additional sector-specific requirements apply.

DRAFT

Part 8 – Sector-Specific Requirements for Industrial Activity

Subpart AD – Sector AD – Storm Water Discharges Designated by the Director as Requiring Permits.

You shall comply with Part 8 sector-specific requirements associated with your primary industrial activity and any co-located industrial activities, as defined in Appendix A. The sector-specific requirements apply to those areas of your facility where those sector-specific activities occur. These sector-specific requirements are in addition to any requirements specified elsewhere in this permit.

8.AD.1 Covered Storm Water Discharges.

Sector AD is used to provide permit coverage for facilities designated by the Director as needing a storm water permit, and any discharges of storm water associated with industrial activity that do not meet the description of an industrial activity covered by Sectors A-AC.

8.AD.1.1 *Eligibility for Permit Coverage.* Because this sector is primarily intended for use by discharges designated by the Director as needing a storm water permit (which is an atypical circumstance), and your facility may or may not normally be discharging storm water associated with industrial activity, you shall obtain the Director's written permission to use this permit prior to submitting an NOI. If you are authorized to use this permit, you will still be required to ensure that your discharges meet the basic eligibility provisions of this permit at Part 1.2.

8.AD.2 Sector-Specific Benchmarks and Effluent Limits. (See also Part 6 of the permit.)

The Director will establish any additional monitoring and reporting requirements for your facility prior to authorizing you to be covered by this permit. Additional monitoring requirements would be based on the nature of activities at your facility and your storm water discharges.

9. (Reserved)

DRAFT

Appendix A
Definitions, Abbreviations and Acronyms

DRAFT

Appendix A. Definitions, Abbreviations, and Acronyms (for the purposes of this permit).

Action Area – all areas to be affected directly or indirectly by the storm water discharges, allowable non-storm water discharges, and storm water discharge-related activities, and not merely the immediate area involved in these discharges and activities.

Best Management Practices (BMPs) – schedules of activities, practices (and prohibitions of practices), structures, vegetation, maintenance procedures, and other management practices to prevent or reduce the discharge of pollutants to surface waters of the State. BMPs also include treatment requirements, operating procedures, and practices to control plant site runoff, spillage or leaks, sludge or waste disposal, or drainage from raw material storage. See 40 CFR 122.2.

Bypass – the intentional diversion of waste streams from any portion of a treatment facility. See 40 CFR 122.41(m)(1)(i).

Co-located Industrial Activities – Any industrial activities, excluding your primary industrial activity(ies), located on-site that are defined by the storm water regulations at 122.26(b)(14)(i)-(ix) and (xi). An activity at a facility is not considered co-located if the activity, when considered separately, does not meet the description of a category of industrial activity covered by the storm water regulations or identified by the SIC code list in Appendix D.

Control Measure – refers to any BMP or other method (including effluent limitations) used to prevent or reduce the discharge of pollutants to surface waters of the State.

Director – the Director of the Ohio Environmental Protection Agency (Ohio EPA).

Discharge – when used without qualification, means the "discharge of a pollutant." See 40 CFR 122.2.

Discharge of a pollutant – any addition of any “pollutant” or combination of pollutants to “surface waters of the State” from any “point source,” or any addition of any pollutant or combination of pollutants to the waters of the “contiguous zone” or the ocean from any point source other than a vessel or other floating craft which is being used as a means of transportation. This includes additions of pollutants into surface waters of the State from: surface runoff which is collected or channeled by man; discharges through pipes, sewers, or other conveyances, leading into privately owned treatment works. See 40 CFR 122.2.

Discharge-related activities – activities that cause, contribute to, or result in storm water and allowable non-storm water point source discharges, and measures such as the siting, construction and operation of BMPs to control, reduce, or prevent pollution in the discharges.

Drought-stricken area – a period of below average water content in streams, reservoirs, ground-water aquifers, lakes and soils.

U.S. EPA Approved or Established Total Maximum Daily Loads (TMDLs) – “U.S. EPA Approved TMDLs” are those that are developed by a State and approved by U.S. EPA. “U.S. EPA Established TMDLs” are those that are developed by U.S. EPA.

Existing Discharger – an operator applying for coverage under this permit for discharges authorized previously under an NPDES general or individual permit.

Storm Water Discharges Associated With Industrial Activity

Facility or Activity – any NPDES “point source” (including land or appurtenances thereto) that is subject to regulation under the NPDES program. See 40 CFR 122.2.

Federal Facility – any buildings, installations, structures, land, public works, equipment, aircraft, vessels, and other vehicles and property, owned by, or constructed or manufactured for the purpose of leasing to, the federal government.

Illicit Discharge – is defined at 40 CFR 122.26(b)(2) and refers to any discharge to a municipal separate storm sewer that is not entirely composed of storm water, except discharges authorized under an NPDES permit (other than the NPDES permit for discharges from the MS4) and discharges resulting from fire fighting activities.

Impaired Water (or “Water Quality Impaired Water” or “Water Quality Limited Segment”) – A water is impaired for purposes of this permit if it has been identified by a State or U.S. EPA pursuant to Section 303(d) of the Clean Water Act as not meeting applicable State water quality standards (these waters are called “water quality limited segments” under 40 CFR 30.2(j)). Impaired waters include both waters with approved or established TMDLs, and those for which a TMDL has not yet been approved or established.

Industrial Activity – the 10 categories of industrial activities included in the definition of “storm water discharges associated with industrial activity” as defined in 40 CFR 122.26(b)(14)(i)-(ix) and (xi).

Industrial Storm Water – storm water runoff from industrial activity.

Municipal Separate Storm Sewer – a conveyance or system of conveyances (including roads with drainage systems, municipal streets, catch basins, curbs, gutters, ditches, man-made channels, or storm drains):

- (i) Owned or operated by a State, city, town, borough, county, parish, district, association, or other public body (created by or pursuant to State law) having jurisdiction over disposal of sewage, industrial wastes, storm water, or other wastes, including special districts under State law such as a sewer district, flood control district or drainage district, or similar entity, or a designated and approved management agency under section 208 of the CWA that discharges to surface waters of the State;
- (ii) Designed or used for collecting or conveying storm water;
- (iii) Which is not a combined sewer; and
- (iv) Which is not part of a Publicly Owned Treatment Works (POTW) as defined at 40 CFR 122.2. See 40 CFR 122.26(b)(4) and (b)(7).

New Discharger – a facility from which there is a discharge, that did not commence the discharge at a particular site prior to August 13, 1979, which is not a new source, and which has never received a finally effective NPDES permit for discharges at that site. See 40 CFR 122.2.

New Source – any building, structure, facility, or installation from which there is or may be a “discharge of pollutants,” the construction of which commenced:

- after promulgation of standards of performance under section 306 of the CWA which are applicable to such source, or

Storm Water Discharges Associated With Industrial Activity

- after proposal of standards of performance in accordance with section 306 of the CWA which are applicable to such source, but only if the standards are promulgated in accordance with section 306 within 120 days of their proposal. See 40 CFR 122.2.

New Source Performance Standards (NSPS) – technology-based standards for facilities that qualify as new sources under 40 CFR 122.2 and 40 CFR 122.29.

No exposure – all industrial materials or activities are protected by a storm-resistant shelter to prevent exposure to rain, snow, snowmelt, and/or runoff. See 40 CFR 122.26(g).

Ohio EPA – the Ohio Environmental Protection Agency.

Operator – any entity with a storm water discharge associated with industrial activity that meets either of the following two criteria:

- (i) The entity has operational control over industrial activities, including the ability to modify those activities; or
- (ii) The entity has day-to-day operational control of activities at a facility necessary to ensure compliance with the permit (e.g., the entity is authorized to direct workers at a facility to carry out activities required by the permit).

Person – an individual, association, partnership, corporation, municipality, State or Federal agency, or an agent or employee thereof. See 40 CFR 122.2.

Point source – any discernible, confined, and discrete conveyance, including but not limited to any pipe, ditch, channel, tunnel, conduit, well, discrete fissure, container, rolling stock, concentrated animal feeding operation, landfill leachate collection system, vessel, or other floating craft from which pollutants are or may be discharged. This term does not include return flows from irrigated agriculture or agricultural storm water runoff. See 40 CFR 122.2.

Pollutant – dredged spoil, solid waste, incinerator residue, filter backwash, sewage, garbage, sewage sludge, munitions, chemical wastes, biological materials, heat, wrecked or discarded equipment, rock, sand, cellar dirt, and industrial, municipal and agricultural waste discharged into water. See 40 CFR 122.2.

Pollutant of concern – A pollutant which causes or contributes to a violation of a water quality standard, including a pollutant which is identified as causing an impairment in a state's 303(d) list.

Primary industrial activity – includes any activities performed on-site which are (1) identified by the facility's primary SIC code; or (2) included in the narrative descriptions of 122.26(b)(14)(i), (iv), (v), or (vii), and (ix). [For co-located activities covered by multiple SIC codes, it is recommended that the primary industrial determination be based on the value of receipts or revenues or, if such information is not available for a particular facility, the number of employees or production rate for each process may be compared. The operation that generates the most revenue or employs the most personnel is the operation in which the facility is primarily engaged. In situations where the vast majority of on-site activity falls within one SIC code, that activity may be the primary industrial activity.] Narrative descriptions in 40 CFR 122.26(b)(14) identified above include: (i) activities subject to storm water effluent limitations guidelines, new source performance standards, or toxic pollutant effluent standards; (iv) hazardous waste treatment storage, or disposal facilities including those that are operating under interim status or a permit under subtitle C of the Resource Conservation and Recovery Act (RCRA); (v) landfills, land application

Storm Water Discharges Associated With Industrial Activity

sites and open dumps that receive or have received industrial wastes; (vii) steam electric power generating facilities; and (ix) sewage treatment works with a design flow of 1.0 mgd or more.

Qualified Personnel – Qualified personnel are those who possess the knowledge and skills to assess conditions and activities that could impact storm water quality at your facility, and who can also evaluate the effectiveness of control measures.

Reportable Quantity Release – a release of a hazardous substance at or above the established legal threshold that requires emergency notification. Refer to 40 CFR Parts 110, 117, and 302 for complete definitions and reportable quantities for which notification is required.

Runoff coefficient – the fraction of total rainfall that will appear at the conveyance as runoff. See 40 CFR 122.26(b)(11).

Run-On – sources of storm water that drain from land located upslope or upstream from the regulated facility in question.

Semi-Arid Climate – areas where annual rainfall averages from 10 to 20 inches.

Significant materials – includes, but is not limited to: raw materials; fuels; materials such as solvents, detergents, and plastic pellets; finished materials such as metallic products; raw materials used in food processing or production; hazardous substances designated under section 101(14) of CERCLA; any chemical the facility is required to report pursuant to section 313 of Title III of SARA; fertilizers; pesticides; and waste products such as ashes, slag and sludge that have the potential to be released with storm water discharges. See 40 CFR 122.26(b)(12).

Special Aquatic Sites – sites identified in 40 CFR 230 Subpart E. These are geographic areas, large or small, possessing special ecological characteristics of productivity, habitat, wildlife protection, or other important and easily disrupted ecological values. These areas are generally recognized as significantly influencing or positively contributing to the general overall environmental health or vitality of the entire ecosystem of a region.

Storm Water – storm water runoff, snow melt runoff, and surface runoff and drainage. See 40 CFR 122.26(b)(13).

Storm Water Discharges Associated with Construction Activity – a discharge of pollutants in storm water runoff from areas where soil disturbing activities (e.g., clearing, grading, or excavating), construction materials, or equipment storage or maintenance (e.g., fill piles, borrow areas, concrete truck washout, fueling), or other industrial storm water directly related to the construction process (e.g., concrete or asphalt batch plants) are located. See 40 CFR 122.26(b)(14)(x) and 40 CFR 122.26(b)(15).

Storm Water Discharges Associated with Industrial Activity – the discharge from any conveyance that is used for collecting and conveying storm water and that is directly related to manufacturing, processing or raw materials storage areas at an industrial plant. The term does not include discharges from facilities or activities excluded from the NPDES program under Part 122. For the categories of industries identified in this section, the term includes, but is not limited to, storm water discharges from industrial plant yards; immediate access roads and rail lines used or traveled by carriers of raw materials, manufactured products, waste material, or by-products used or created by the facility; material handling sites; refuse sites; sites used for the application or disposal of process waste waters (as defined at part 401 of this chapter); sites used for the storage and maintenance of material handling equipment; sites used for residual treatment, storage, or disposal; shipping and receiving areas; manufacturing buildings; storage

Storm Water Discharges Associated With Industrial Activity

areas (including tank farms) for raw materials, and intermediate and final products; and areas where industrial activity has taken place in the past and significant materials remain and are exposed to storm water. For the purposes of this paragraph, material handling activities include storage, loading and unloading, transportation, or conveyance of any raw material, intermediate product, final product, by-product or waste product. The term excludes areas located on plant lands separate from the plant's industrial activities, such as office buildings and accompanying parking lots as long as the drainage from the excluded areas is not mixed with storm water drained from the above described areas. Industrial facilities include those that are federally, State, or municipally owned or operated that meet the description of the facilities listed in 40 CFR 122.26(b)(14).

Surface Waters of the State - Means all streams, lakes, ponds, marshes, watercourses, waterways, springs, irrigation systems, drainage systems, and all other bodies or accumulations of surface water, natural or artificial, which are situated wholly or partly within, or border upon, this state, or are within its jurisdiction, except those private waters which do not combine or effect a junction with natural surface waters.

Total Maximum Daily Loads (TMDLs) – A TMDL is a calculation of the maximum amount of a pollutant that a waterbody can receive and still meet water quality standards, and an allocation of that amount to the pollutant's sources. A TMDL includes wasteload allocations (WLAs) for point source discharges; load allocations (LAs) for nonpoint sources and/or natural background, and shall include a margin of safety (MOS) and account for seasonal variations. (See section 303(d) of the Clean Water Act and 40 CFR 130.2 and 130.7).

Water Quality Impaired – See ‘Impaired Water’.

Water Quality Standards – A water quality standard defines the water quality goals of a water body, or portion thereof, by designating the use or uses to be made of the water and by setting criteria necessary to protect the uses. States and U.S. EPA adopt water quality standards to protect public health or welfare, enhance the quality of water and serve the purposes of the Clean Water Act (See CWA sections 101(a)2 and 303(c)). Water quality standards also include an antidegradation policy. See P.U.D. o. 1 of Jefferson County et al v. Wash Dept of Ecology et al, 511 US 701, 705 (1994).

“You” and “Your” – as used in this permit are intended to refer to the permittee, the operator, or the discharger as the context indicates and that party's facility or responsibilities. The use of “you” and “your” refers to a particular facility and not to all facilities operated by a particular entity. For example, “you shall submit” means the permittee shall submit something for that particular facility. Likewise, “all your discharges” would refer only to discharges at that one facility.

A.2. ABBREVIATIONS AND ACRONYMS

BAT – Best Available Technology Economically Achievable

BOD5 – Biochemical Oxygen Demand (5-day test)

BMP – Best Management Practice

BPJ – Best Professional Judgment

BPT – Best Practicable Control Technology Currently Available

CERCLA – Comprehensive Environmental Response, Compensation and Liability Act

Storm Water Discharges Associated With Industrial Activity

CGP – Construction General Permit

COD – Chemical Oxygen Demand

CWA – Clean Water Act (or the Federal Water Pollution Control Act, 33 U.S.C. §1251 *et seq*)

CWT – Centralized Waste Treatment

DMR – Discharge Monitoring Report

U.S. EPA – U. S. Environmental Protection Agency

FWS – U. S. Fish and Wildlife Service

LA – Load Allocations

MDMR – MSGP Discharge Monitoring Report

MGD – Million Gallons per Day

MOS – Margin of Safety

MS4 – Municipal Separate Storm Sewer System

MSDS – Material Safety Data Sheet

MSGP – Multi-Sector General Permit

NAICS – North American Industry Classification System

NMFS – U. S. National Marine Fisheries Service

NOI – Notice of Intent

NOT – Notice of Termination

NPDES – National Pollutant Discharge Elimination System

NRC – National Response Center

NTU – Nephelometric Turbidity Unit

OMB – U. S. Office of Management and Budget

ORW – Outstanding Resource Water

OSM – U. S. Office of Surface Mining

POTW – Publicly Owned Treatment Works

Storm Water Discharges Associated With Industrial Activity

RCRA – Resource Conservation and Recovery Act

RQ – Reportable Quantity

SARA – Superfund Amendments and Reauthorization Act

SIC – Standard Industrial Classification

SMCRA – Surface Mining Control and Reclamation Act

SPCC – Spill Prevention, Control, and Countermeasures

SWPPP – Storm Water Pollution Prevention Plan

TMDL – Total Maximum Daily Load

TSDf – Treatment, Storage, or Disposal Facility

TSS – Total Suspended Solids

USGS – United States Geological Survey

WLA – Wasteload Allocation

WQS – Water Quality Standard

DRAFT

Appendix B
Standard Permit Conditions

DRAFT

Appendix B. Standard Permit Conditions.

Standard permit conditions in Appendix B are consistent with the general permit provisions required under 40 CFR 122.41.

B.1 Duty To Comply.

The permittee shall comply with all conditions of this permit. Any permit noncompliance constitutes a violation of the Ohio Revised Code Chapter 6111 and is grounds for enforcement action; for permit coverage, revocation or for denial of a permit renewal application.

- A. The permittee shall comply with effluent standards or prohibitions established under section 307(a) of the Clean Water Act for toxic pollutants within the time provided in the regulations that establish these standards, even if the permit has not yet been modified to incorporate the requirement. Following establishment of such standards or prohibitions, the Director shall modify this permit and so notify the permittee.
- B. Penalties for Violations of Permit Conditions: Ohio Revised Code Chapter 6111 provides for civil and administrative enforcement of permit violations.
 - 1. Criminal.
 - 1.1 Ohio Revised Code Chapter 6111 provides that any person who violates permit conditions is subject to a fine or imprisonment.
 - 1.2. False Statement. Ohio Revised Code (ORC) 6111.07 provides that any person who knowingly makes any false material statement, representation, or certification in any application, record, report, plan, or other document filed or required to be maintained or who knowingly falsifies, tampers with, or renders inaccurate any monitoring device or method required to be maintained under the Act, shall upon conviction be punished by a fine or by imprisonment for not more than six months, or both.
 - 1.3. Where the permittee becomes aware that it failed to submit any relevant facts in a NOI or submitted incorrect information in a NOI or in any report to the Director, it shall promptly submit such corrected facts or information.
 - 2. *Civil Penalties.* Ohio Revised Code Chapter 6111 provides that any person who violates a permit condition is subject to a civil penalty.

B.2 Duty to Reapply.

Continuation of the Expired General Permit. An expired general permit continues in force and effect until a new general permit is issued for those granted coverage under the permit prior to expiration provided an NOI application has been submitted within 90 days after the effective date of the renewed general permit.

B.3 Need to Halt or Reduce Activity Not a Defense.

It shall not be a defense for a permittee in an enforcement action that it would have been necessary to halt or reduce the permitted activity in order to maintain compliance with the conditions of this permit.

B.4 Duty to Mitigate.

The permittee shall take all reasonable steps to minimize or prevent any discharge in violation of this permit which has a reasonable likelihood of adversely affecting human health or the environment.

B.5 Proper Operation and Maintenance.

You shall at all times properly operate and maintain all facilities and systems of treatment and control (and related appurtenances) which are installed or used by you to achieve compliance with the conditions of this permit. Proper operation and maintenance also includes adequate laboratory controls and appropriate quality assurance procedures. This provision requires the operation of backup or auxiliary facilities or similar systems which are installed by you only when the operation is necessary to achieve compliance with the conditions of this permit.

B.6 Revocation of Permit Coverage.

A. After notice and opportunity for a hearing, permit coverage may be revoked by the Ohio EPA during its term for cause including, but not limited to, the following:

- a. Violation of any terms or conditions of this permit;
- b. Obtaining coverage under this permit by misrepresentation or failure to disclose fully all relevant facts;
- c. Change in any condition that requires either a temporary or permanent reduction or elimination of the permitted discharge; or
- d. Obtaining coverage under an individual or alternative general permit is required (see Appendix B, Subsection B.15).

B. The filing of a request by the permittee for permit coverage revocation does not stay any permit condition. See Part 1.4 for requirements regarding NOT.

B.7 Property Rights.

The issuance of this permit does not convey any property rights in either real or personal property, or any exclusive privileges, nor does it authorize any injury to private property or any invasion of personal rights, nor any infringement of federal, state, or local laws or regulations.

B.8 Duty to Provide Information.

The permittee shall furnish to the Director, within a reasonable time, any information which the Director may request to determine whether cause exists for modifying or revoking this permit or to determine compliance with this permit. The permittee shall also furnish to the Director, upon request, copies of records required to be kept by this permit.

B.9 Inspection and Entry.

The permittee shall allow the Director or an authorized representative of Ohio EPA or other designated representative upon the presentation of credentials and other documents as may be required by law, to:

- A. At reasonable times to enter upon the permittees premises where a regulated facility or activity is located or conducted, or where records shall be kept under the conditions of this permit;

- B. Have access to and copy, at reasonable times, any records that shall be kept under the conditions of this permit;
- C. Inspect at reasonable times any facilities, equipment (including monitoring and control equipment), practices, or operations regulated or required under this permit; and
- D. Sample or monitor at reasonable times, for the purposes of assuring permit compliance or as otherwise authorized by the Ohio Revised Code Chapter 6111 or the Clean Water Act, any substances or parameters at any location.

B.10 Monitoring and Records.

- A. Samples and measurements taken for the purpose of monitoring shall be representative of the volume and nature of the monitored activity.
- B. You shall retain records of all monitoring information, including all calibration and maintenance records and all original strip chart recordings for continuous monitoring instrumentation, copies of all reports required by this permit, and records of all data used to complete the application for this permit, for a period of at least three years from the date the permit expires or the date the permittee's authorization is terminated. This period may be extended by request of Ohio EPA at any time.
- C. Records of monitoring information shall include:
 - 1. The date, exact place, and time of sampling or measurements (time of sampling not required on DMR);
 - 2. The individual(s) who performed the sampling or measurements;
 - 3. The date(s) analyses were performed
 - 4. The individual(s) who performed the analyses;
 - 5. The analytical techniques or methods used; and
 - 6. The results of such analyses.
- D. Monitoring shall be conducted according to test procedures approved under 40 CFR Part 136, unless other test procedures have been specified in the permit.
- E. Availability of Reports. Except for data determined by the Ohio EPA to be entitled to confidential status, all reports prepared in accordance with the terms of this permit shall be available for public inspection at the Ohio EPA Central Office. Both the Clean Water Act and Section 6111.05 Ohio Revised Code state that effluent data and receiving water quality data shall not be considered confidential. Knowingly making any false statement on any such report may result in the imposition of criminal penalties as provided for in Ohio Revised Code Section 6111.99.

B.11 Signatory Requirements.

- A. All NOIs, NOTs, reports, certifications or information either submitted to the Director (and/or the operator of a MS4), or that this permit requires be maintained by the permittee, shall be signed as provided in the following paragraphs A through B. NOIs and NOTs shall be signed as follows:
1. For a corporation: By a responsible corporate officer. For the purpose of this subsection, a responsible corporate officer means: (i) a president, secretary, treasurer, or vice-president of the corporation in charge of a principal business function, or any other person who performs similar policy- or decision-making functions for the corporation, or (ii) the manager of one or more manufacturing, production, or operating facilities, provided, the manager is authorized to make management decisions which govern the operation of the regulated facility including having the explicit or implicit duty of making major capital investment recommendations, and initiating and directing other comprehensive measures to assure long term environmental compliance with environmental laws and regulations; the manager can ensure that the necessary systems are established or actions taken to gather complete and accurate information for permit application requirements; and where authority to sign documents has been assigned or delegated to the manager in accordance with corporate procedures.
 2. For a partnership or sole proprietorship: By a general partner or the proprietor, respectively; or
 3. For a municipality, state, federal, or other public agency: By either a principal executive officer or ranking elected official. For purposes of this subsection, a principal executive officer of a federal agency includes (i) the chief executive officer of the agency, or (ii) a senior executive officer having responsibility for the overall operations of a principal geographic unit of the agency (e.g., Regional Administrators of EPA).
- B. Your SWPPP, including changes to your SWPPP to document any corrective actions taken as required by Part 3.1, and all reports, shall be signed by a person described in Appendix B, Subsection 11.A above or by a duly authorized representative of that person. A person is a duly authorized representative only if:
1. The authorization is made in writing by a person described in Appendix B, Subsection 11.A;
 2. The authorization specifies either an individual or a position having responsibility for the overall operation of the regulated facility or activity such as the position of plant manager, operator of a well or a well field, superintendent, position of equivalent responsibility, or an individual or position having overall responsibility for environmental matters for the company. (A duly authorized representative may thus be either a named individual or any individual occupying a named position); and
 3. The signed and dated written authorization is included in the SWPPP. A copy shall be submitted to Ohio EPA, if requested.
- C. All other changes to your SWPPP, and other compliance documentation required under Part 5.4, shall be signed and dated by the person preparing the change or documentation.
- D. Changes to Authorization. If an authorization under Appendix B, Subsection 11.B is no longer accurate because a different individual or position has responsibility for the overall operation of the facility, a new authorization satisfying the requirements of Subsection 11.B must be submitted

to the Director prior to or together with any reports, information, or applications to be signed by an authorized representative.

- E. Any person signing documents in accordance with Appendix B, Subsections 11.A or 11.B above shall include the following certification:

“I certify under penalty of law that this document and all attachments were prepared under my direction or supervision in accordance with a system designed to assure that qualified personnel properly gathered and evaluated the information contained therein. Based on my inquiry of the person or persons who manage the system, or those persons directly responsible for gathering the information, the information contained is, to the best of my knowledge and belief, true, accurate, and complete. I am aware that there are significant penalties for submitting false information, including the possibility of fine and imprisonment for knowing violations.”

B.12 Reporting Requirements.

- A. Planned changes. You shall give notice to Ohio EPA as soon as possible of any planned physical alterations or additions to the permitted facility. Notice is required only when:
1. The alteration or addition to a permitted facility may meet one of the criteria for determining whether a facility is a new source in 40 CFR 122.29(b); or
 2. The alteration or addition could significantly change the nature or increase the quantity of pollutants discharged. This notification applies to pollutants which are subject neither to effluent limitations in the permit, nor to notification requirements under 40 CFR 122.42(a)(1).
- B. Anticipated noncompliance. You shall give advance notice to Ohio EPA of any planned changes in the permitted facility or activity which may result in noncompliance with permit requirements.
- C. Transfers of permit coverage. This permit cannot be transferred or assigned nor shall a new owner or successor be authorized to discharge from this facility until the following requirements are met:
1. The permittee shall notify the succeeding owner or successor of the existence of this permit by a letter, a copy of which shall be forwarded to Ohio EPA Central Office. The copy of that letter shall serve as the permittee's notice to the Director of the proposed transfer. The copy of that letter shall be received by the Ohio EPA Central Office at least 30 days prior to the proposed date of transfer;
 2. A written agreement containing a specific date for transfer of permit responsibility and coverage between the current and new permittee (including acknowledgement that the current permittee is liable for violations up to that date, and that the new permittee is liable for violations from that date) shall be submitted to Ohio EPA Central Office within 30 days after receipt by the Central Office of the copy of the letter from the permittee to the succeeding owner;
 3. The Director does not exercise his right within 30 days after receipt of the written agreement to notify the current permittee and the new permittee of his or her intent to revoke coverage under the permit and to require that a new NOI application be filed; and
 4. The new owner or successor receives written confirmation and approval of the transfer from the

Director of the Ohio EPA.

At any time during the 30-day period between notification of the proposed transfer and the effective date of the transfer, the Director may prevent the transfer if he concludes that such transfer will jeopardize compliance with the terms and conditions of the permit.

D. Monitoring reports. Monitoring results shall be reported at the intervals specified elsewhere in this permit.

1. Pursuant to Part 7.1, all monitoring data collected pursuant to Part 6.2 and 6.3 shall be reported on the Ohio EPA 4500 Discharge Monitoring Report (DMR) using the electronic Discharge Monitoring Report (e-DMR) internet application. e-DMR allows permitted facilities to enter, sign and submit DMRs on the internet. It is accessed from the Ohio EPA eBusiness Center. The eBusiness Center is found at the following web page:

<https://ebiz.epa.ohio.gov/>

Alternatively, if you are unable to use e-DMR due to a demonstrated hardship, monitoring data may be submitted on paper DMR forms provided by Ohio EPA. Monitoring data shall be typed or hand-written on the forms. Please contact Ohio EPA, Division of Surface Water at (614) 644-2001 if you wish to receive paper DMR forms.

The person signing and submitting the e-DMR will need to obtain an eBusiness Center account and Personal Identification Number (PIN). Additionally, Delegated Responsible Officials must be delegated by the Responsible Official, either on-line using the eBusiness Center's delegation function, or on a paper delegation form provided by Ohio EPA. For more information on the PIN and delegation processes, please view the following web page:

<http://www.epa.ohio.gov/dsw/edmr/edmrpin.aspx>

2. If you monitor any pollutant more frequently than required by the permit using test procedures approved under 40 CFR Part 136 or as specified in the permit, the results of this monitoring shall be included in the calculation and reporting of the data submitted in the e-DMR.
 3. Calculations for all limitations which require averaging of measurements shall use an arithmetic mean. For averaging purposes, use a value of zero for any individual sample parameter, which is determined to be less than the method detection limit. For sample values that fall between the method detection level and the quantitation limit (i.e., a confirmed detection but below the level that can be reliably quantified), use a value halfway between zero and the quantitation limit.
- E. Compliance schedules. Reports of compliance or noncompliance with, or any progress reports on, interim and final requirements contained in any compliance schedule of this permit shall be submitted no later than 14 days following each schedule date.
- F. Twenty-four hour reporting.
1. You shall report any noncompliance which may endanger health or the environment. Any information shall be provided orally within 24 hours from the time you become aware of the circumstances. A written submission shall also be provided within five days of the time you become aware of the circumstances. The written submission shall contain a description of the noncompliance and its cause; the period of noncompliance, including exact dates and times, and

if the noncompliance has not been corrected, the anticipated time it is expected to continue; and steps taken or planned to reduce, eliminate, and prevent reoccurrence of the noncompliance.

2. The following shall be included as information which shall be reported within 24 hours under this paragraph.
 - a. Any unanticipated bypass which exceeds any effluent limitation in the permit. (See 40 CFR 122.41(m)(3)(ii))
 - b. Any upset which exceeds any effluent limitation in the permit
 - c. Violation of a maximum daily discharge limit for any numeric effluent limitation. (See 40 CFR 122.44(g).)
3. Ohio EPA may waive the written report on a case-by-case basis for reports under Appendix B, Subsection 12.F.2 if the oral report has been received within 24 hours.
- G. Other noncompliance. You shall report all instances of noncompliance not reported under Appendix B, Subsections 12.D, 12.E, and 12.F, at the time monitoring reports are submitted. The reports shall contain the information listed in Appendix B, Subsection 12.F.
- H. Other information. Where you become aware that you failed to submit any relevant facts in a permit application, or submitted incorrect information in a permit application or in any report to the Permitting Authority, you shall promptly submit such facts or information.

B.13 Bypass.

- A. Definitions.
 1. Bypass means the intentional diversion of waste streams from any portion of a treatment facility See 40 CFR 122.41(m)(1)(i).
 2. Severe property damage means substantial physical damage to property, damage to the treatment facilities which causes them to become inoperable, or substantial and permanent loss of natural resources which can reasonably be expected to occur in the absence of a bypass. Severe property damage does not mean economic loss caused by delays in production. See 40 CFR 122.41(m)(1)(ii).
- B. Bypass not exceeding limitations. You may allow any bypass to occur which does not cause effluent limitations to be exceeded, but only if it also is for essential maintenance to assure efficient operation. These bypasses are not subject to the provisions of Appendix B, Subsections 13.C and 13.D. See 40 CFR 122.41(m)(2).
- C. Notice.
 1. Anticipated bypass. If you know in advance of the need for a bypass, you shall submit prior notice, if possible at least ten days before the date of the bypass. See 40 CFR 122.41(m)(3)(i).
 2. Unanticipated bypass. You shall submit notice of an unanticipated bypass as required in Appendix B, Subsection 12.F (24-hour notice). See 40 CFR 122.41(m)(3)(ii).

- D. Prohibition of bypass. See 40 CFR 122.41(m)(4).
1. Bypass is prohibited, and Ohio EPA may take enforcement action against you for bypass, unless:
 - a. Bypass was unavoidable to prevent loss of life, personal injury, or severe property damage;
 - b. There were no feasible alternatives to the bypass, such as the use of auxiliary treatment facilities, retention of untreated wastes, or maintenance during normal periods of equipment downtime. This condition is not satisfied if adequate back-up equipment should have been installed in the exercise of reasonable engineering judgment to prevent a bypass which occurred during normal periods of equipment downtime or preventive maintenance; and
 - c. You submitted notices as required under Appendix B, Subsection 13.C.
 2. Ohio EPA may approve an anticipated bypass, after considering its adverse effects, if Ohio EPA determines that it will meet the three conditions listed above in Appendix B, Subsection 13.D.1.

B.14 Upset.

- A. Definition. Upset means an exceptional incident in which there is unintentional and temporary noncompliance with technology based permit effluent limitations because of factors beyond your reasonable control. An upset does not include noncompliance to the extent caused by operational error, improperly designed treatment facilities, inadequate treatment facilities, lack of preventive maintenance, or careless or improper operation. See 40 CFR 122.41(n)(1).
- B. Effect of an upset. An upset constitutes an affirmative defense to an action brought for noncompliance with such technology based permit effluent limitations if the requirements of Appendix B, Subsection 14.C are met. No determination made during administrative review of claims that noncompliance was caused by upset, and before an action for noncompliance, is final administrative action subject to judicial review. See 40 CFR 122.41(n)(2).
- C. Conditions necessary for a demonstration of upset. See 40 CFR 122.41(n)(3). A permittee who wishes to establish the affirmative defense of upset shall demonstrate, through properly signed, contemporaneous operating logs, or other relevant evidence that:
 1. An upset occurred and that you can identify the cause(s) of the upset;
 2. The permitted facility was at the time being properly operated; and
 3. You submitted notice of the upset as required in Appendix B, Subsection 12.F.2.b (24 hour notice).
 4. You complied with any remedial measures required under Appendix B, Subsection 4.
- D. Burden of proof. In any enforcement proceeding, you, as the one seeking to establish the occurrence of an upset, have the burden of proof. See 40 CFR 122.41(n)(4).

B.15 Requiring an individual permit or an alternative general permit.

- A. The Director may require a permittee to apply for an/or obtain either an individual NPDES permit or coverage under an alternative NPDES general permit. Any interested person may petition the

Director to take action under this paragraph. The Director may notify the operator in writing that an application for an individual permit is required. This notice shall include a brief statement of the reasons for this decision, an application form, a statement setting a deadline for the owner or operator to file the application, and a statement that on the effective date of the individual NPDES permit or the alternative general permit as it applies to the individual permittee, coverage under this permit shall be revoked. Individual permit applications shall be submitted to the appropriate Ohio EPA district office, Division of Surface Water. The Director may grant additional time to submit the application upon request of the permittee and good cause shown. If an owner or operator fails to submit in a timely manner an individual NPDES permit application as required by the Director, then the applicability of this permit to the individual NPDES permittee is automatically terminated at the end of the last day of the period specified for application submittal (see Appendix B, Subsection 16). Any discharge past this date is illegal and subject to enforcement.

- B. Any operator authorized by this permit may request to be excluded from the coverage of this permit by applying for an individual permit. The operator shall submit an individual application (Form 1 and Form 2C, 2D, 2E, or 2F) with reasons supporting the request to the Director. Individual permit applications shall be submitted to the appropriate Ohio EPA District Office, Division of Surface Water. The request may be granted by the issuance of any individual permit or an alternative general permit if the reasons cited by the owner or operator are adequate to support the request (see Part 1.1).
- C. When an individual NPDES permit is issued to an owner or operator otherwise subject to this permit, or the owner or operator is authorized for coverage under an alternative general permit, the applicability of this permit to the permittee is automatically revoked on the effective date of the individual permit or the date of authorization of coverage under the alternative general permit, whichever the case may be.
- D. If an individual permit holder believes the discharge could be covered by this permit, the owner or operator must submit a NOI (see Part 1.3) for coverage under this permit and request the appropriate Ohio EPA District Office, Division of Surface Water, to either revoke the existing individual permit or approve No Permit Requirement (NPR) for the existing individual permit.

B.16 Environmental Laws

No condition of this permit shall release the permittee from any responsibility or requirements under other environmental statutes or regulations.

B.17 Oil and Hazardous Substance Liability

With the exception of full compliance with the effluent limitations found in this permit, nothing in this permit shall be construed to preclude the institution of any legal action or relieve the permittee from any responsibilities, liabilities, or penalties to which the permittee is or may be subject under Section 311 of the Act.

B.18 Solids Disposal

Collected screenings, slurries, sludges, and other solids shall be disposed of in such a manner as to prevent entry of those wastes into waters of the state. For publically owned treatment works, these shall be disposed of in accordance with the approved Ohio EPA Sludge Management Plan.

Storm Water Discharges Associated With Industrial Activity

B.19 Construction Affecting Navigable Waters

This permit does not authorize or approve the construction of any onshore or offshore physical structures or facilities or the undertaking of any work in any navigable waters.

B.20 State Laws and Regulations

Nothing in this permit shall be construed to preclude the institution of any legal action nor relieve the permittee from any responsibilities, liabilities, or penalties established pursuant to any applicable state law or regulation under authority preserved by Section 510 of the Act.

B.21 Severability

The provisions of this permit are severable, and if any provision of this permit, or the application of any provision of this permit to any circumstance, is held invalid, the application of such provision to other circumstances, and the remainder of this permit, shall not be affected thereby.

B.22 Applicable Federal Rules

All references to Parts and sections of 40 CFR in this permit mean the version of 40 CFR which is effective as of the effective date of this permit, with such Parts and sections hereby incorporated by reference as if fully written herein.

B.23 Penalties for Violations of Permit Conditions

- A. ORC Section 6111.99 provides that persons who purposely violate this permit or purposely submit false information or records or fail to submit information or records pertaining to discharges of sewage, industrial wastes, or other wastes or to sludge management required as a condition of a permit or render inaccurate any monitoring device or other method required to be maintained by the director is guilty of a felony and shall be fined not more than twenty-five thousand dollars or imprisoned not more than four years, or both. Each day of violation is a separate offense.
- B. ORC Section 6111.99 provides that persons who knowingly violate this permit or knowingly submit false information or records or fail to submit information or records pertaining to discharges of sewage, industrial wastes, or other wastes or to sludge management required as a condition of a permit or render inaccurate any monitoring device or other method required to be maintained by the director is guilty of a misdemeanor and shall be fined not more than ten thousand dollars or imprisoned not more than one year, or both. Each day of violation is a separate offense.

B.24 Pollution Prevention

It is suggested that, if applicable, the permittee evaluate potential prevention methods and install the latest pollution prevention technology if it is economically feasible. If pollution prevention methods are currently being used, it is suggested that they be re-evaluated; the latest pollution prevention technology should be installed if applicable, necessary, and economically feasible.

Ohio EPA strongly encourages pollution prevention as the preferred approach for waste management. The first priority of pollution prevention is to eliminate the generation of wastes and pollutants at the source (source reduction). For those wastes or pollutants that are generated, the second priority is to

Storm Water Discharges Associated With Industrial Activity

recycle or reuse them in an environmentally sound manner.

You can benefit economically, help preserve the environment, and improve your public image by implementing pollution prevention programs. For more information about pollution prevention, including fact sheets and the Ohio Pollution Prevention and Waste Minimization Planning Guidance Manual, please contact the Ohio EPA, Office of Pollution Prevention at (614) 644-3949.

DRAFT

Appendix C
(Reserved)

DRAFT

Appendix D
Activities Covered

DRAFT

Appendix D. Facilities and Activities Covered

Your permit eligibility is limited to discharges from facilities in the “sectors” of industrial activity summarized in Table D-1. These sector descriptions are based on Standard Industrial Classification (SIC) Codes and Industrial Activity Codes. References to “sectors” in this permit (e.g., sector-specific monitoring requirements) refer to these groupings.

Table D-1. Sectors of Industrial Activity Covered by This Permit		
Subsector (May be subject to more than one sector/subsector)	SIC Code or Activity Code¹	Activity Represented
SECTOR A: TIMBER PRODUCTS		
A1	2421	General Sawmills and Planing Mills
A2	2491	Wood Preserving
A3	2411	Log Storage and Handling
A4	2426	Hardwood Dimension and Flooring Mills
	2429	Special Product Sawmills, Not Elsewhere Classified
	2431-2439 (except 2434)	Millwork, Veneer, Plywood, and Structural Wood (see Sector W)
	2448	Wood Pallets and Skids
	2449	Wood Containers, Not Elsewhere Classified
	2451, 2452	Wood Buildings and Mobile Homes
	2493	Reconstituted Wood Products
	2499	Wood Products, Not Elsewhere Classified
	2441	Nailed and Lock Corner Wood Boxes and Shook
SECTOR B: PAPER AND ALLIED PRODUCTS		
B1	2631	Paperboard Mills
B2	2611	Pulp Mills
	2621	Paper Mills
	2652-2657	Paperboard Containers and Boxes
	2671-2679	Converted Paper and Paperboard Products, Except Containers and Boxes
SECTOR C: CHEMICALS AND ALLIED PRODUCTS		
C1	2873, 2875 (non-composting) - 2879	Agricultural Chemicals
C2	2812-2819	Industrial Inorganic Chemicals
C3	2841-2844	Soaps, Detergents, and Cleaning Preparations; Perfumes, Cosmetics, and Other Toilet Preparations
C4	2821-2824	Plastics Materials and Synthetic Resins, Synthetic Rubber, Cellulosic and Other Manmade Fibers Except Glass
C5	2833-2836	Medicinal Chemicals and Botanical Products; Pharmaceutical Preparations; in vitro and in vivo Diagnostic Substances; and Biological Products, Except Diagnostic Substances

Table D-1. Sectors of Industrial Activity Covered by This Permit		
Subsector (May be subject to more than one sector/subsector)	SIC Code or Activity Code¹	Activity Represented
	2851	Paints, Varnishes, Lacquers, Enamels, and Allied Products
	2861-2869	Industrial Organic Chemicals
	2891-2899	Miscellaneous Chemical Products
	3952 (limited to list of inks and paints)	Inks and Paints, Including China Painting Enamels, India Ink, Drawing Ink, Platinum Paints for Burnt Wood or Leather Work, Paints for China Painting, Artist's Paints and Artist's Watercolors
	2911	Petroleum Refining
C6	2875	Composting
SECTOR D: ASPHALT PAVING AND ROOFING MATERIALS AND LUBRICANTS		
D1	2951, 2952	Asphalt Paving and Roofing Materials
D2	2992, 2999	Miscellaneous Products of Petroleum and Coal
SECTOR E: GLASS, CLAY, CEMENT, CONCRETE, AND GYPSUM PRODUCTS		
E1	3251-3259	Structural Clay Products
	3261-3269	Pottery and Related Products
E2	3271-3275	Concrete, Gypsum, and Plaster Products
E3	3211	Flat Glass
	3221, 3229	Glass and Glassware, Pressed or Blown
	3231	Glass Products Made of Purchased Glass
	3241	Hydraulic Cement
	3281	Cut Stone and Stone Products
3291-3299	Abrasive, Asbestos, and Miscellaneous Nonmetallic Mineral Products	
SECTOR F: PRIMARY METALS		
F1	3312-3317	Steel Works, Blast Furnaces, and Rolling and Finishing Mills
F2	3321-3325	Iron and Steel Foundries
F3	3351-3357	Rolling, Drawing, and Extruding of Nonferrous Metals
F4	3363-3369	Nonferrous Foundries (Castings)
F5	3331-3339	Primary Smelting and Refining of Nonferrous Metals
	3341	Secondary Smelting and Refining of Nonferrous Metals
	3398, 3399	Miscellaneous Primary Metal Products
SECTOR G: RESERVED		
SECTOR H: RESERVED		
SECTOR I: OIL AND GAS EXTRACTION AND REFINING		
II	1311	Crude Petroleum and Natural Gas
	1321	Natural Gas Liquids
	1381-1389	Oil and Gas Field Services
SECTOR J: MINERAL MINING AND DRESSING		

Table D-1. Sectors of Industrial Activity Covered by This Permit		
Subsector (May be subject to more than one sector/subsector)	SIC Code or Activity Code¹	Activity Represented
J1	1442	Construction Sand and Gravel
	1446	Industrial Sand
J2	1411	Dimension Stone
	1422-1429	Crushed and Broken Stone, Including Rip Rap
	1481	Nonmetallic Minerals Services, Except Fuels
	1499	Miscellaneous Nonmetallic Minerals, Except Fuels
J3	1455, 1459	Clay, Ceramic, and Refractory Materials
	1474-1479	Chemical and Fertilizer Mineral Mining
SECTOR K: HAZARDOUS WASTE TREATMENT, STORAGE, OR DISPOSAL FACILITIES		
K1	HZ	Hazardous Waste Treatment, Storage, or Disposal Facilities, including those that are operating under interim status or a permit under subtitle C of RCRA
SECTOR L: CLOSED LANDFILLS, LAND APPLICATION SITES, AND OPEN DUMPS		
L1	LF	All Closed Landfill, Land Application Sites and Open Dumps
SECTOR M: AUTOMOBILE SALVAGE YARDS		
M1	5015	Automobile Salvage Yards
SECTOR N: SCRAP RECYCLING FACILITIES		
N1	5093	Scrap Recycling and Waste Recycling Facilities except Source-Separated Recycling
N2	5093	Source-separated Recycling Facility
SECTOR O: STEAM ELECTRIC GENERATING FACILITIES		
O1	SE	Steam Electric Generating Facilities, including coal handling sites
SECTOR P: LAND TRANSPORTATION AND WAREHOUSING		
P1	4011, 4013	Railroad Transportation
	4111-4173	Local and Highway Passenger Transportation
	4212-4231	Motor Freight Transportation and Warehousing
	4311	United States Postal Service
SECTOR Q: WATER TRANSPORTATION		
Q1	4412-4499	Water Transportation Facilities
SECTOR R: SHIP AND BOAT BUILDING AND REPAIRING YARDS		
R1	3731, 3732	Ship and Boat Building or Repairing Yards
SECTOR S: AIR TRANSPORTATION FACILITIES		
S1	4512-4581	Air Transportation Facilities
SECTOR T: TREATMENT WORKS		

Table D-1. Sectors of Industrial Activity Covered by This Permit		
Subsector (May be subject to more than one sector/subsector)	SIC Code or Activity Code¹	Activity Represented
T1	TW	Treatment Works treating domestic sewage or any other sewage sludge or wastewater treatment device or system, used in the storage, treatment, recycling, and reclamation of municipal or domestic sewage, including land dedicated to the disposal of sewage sludge that are located within the confines of the facility, with a design flow of 1.0 mgd or more, or required to have an approved pretreatment program under 40 CFR Part 403. Not included are farm lands, domestic gardens or lands used for sludge management where sludge is beneficially reused and which are not physically located in the confines of the facility, or areas that are in compliance with section 405 of the CWA
SECTOR U: FOOD AND KINDRED PRODUCTS		
U1	2041-2048	Grain Mill Products
U2	2074-2079	Fats and Oils Products
U3	2011-2015	Meat Products
	2021-2026	Dairy Products
	2032-2038	Canned, Frozen, and Preserved Fruits, Vegetables, and Food Specialties
	2051-2053	Bakery Products
	2061-2068	Sugar and Confectionery Products
	2082-2087	Beverages
	2091-2099	Miscellaneous Food Preparations and Kindred Products
	2111-2141	Tobacco Products
SECTOR V: TEXTILE MILLS, APPAREL, AND OTHER FABRIC PRODUCT MANUFACTURING; LEATHER AND LEATHER PRODUCTS		
V1	2211-2299	Textile Mill Products
	2311-2399	Apparel and Other Finished Products Made from Fabrics and Similar Materials
	3131-3199	Leather and Leather Products (note: see Sector Z1 for Leather Tanning and Finishing)
SECTOR W: FURNITURE AND FIXTURES		
W1	2434	Wood Kitchen Cabinets
	2511-2599	Furniture and Fixtures
SECTOR X: PRINTING AND PUBLISHING		
X1	2711-2796	Printing, Publishing, and Allied Industries
SECTOR Y: RUBBER, MISCELLANEOUS PLASTIC PRODUCTS, AND MISCELLANEOUS MANUFACTURING INDUSTRIES		
Y1	3011	Tires and Inner Tubes
	3021	Rubber and Plastics Footwear
	3052, 3053	Gaskets, Packing and Sealing Devices, and Rubber and Plastic Hoses and Belting

Table D-1. Sectors of Industrial Activity Covered by This Permit		
Subsector (May be subject to more than one sector/subsector)	SIC Code or Activity Code¹	Activity Represented
	3061, 3069	Fabricated Rubber Products, Not Elsewhere Classified
Y2	3081-3089	Miscellaneous Plastics Products
	3931	Musical Instruments
	3942-3949	Dolls, Toys, Games, and Sporting and Athletic Goods
	3951-3955 (except 3952 – see Sector C)	Pens, Pencils, and Other Artists' Materials
	3961, 3965	Costume Jewelry, Costume Novelties, Buttons, and Miscellaneous Notions, Except Precious Metal
	3991-3999	Miscellaneous Manufacturing Industries
SECTOR Z: LEATHER TANNING AND FINISHING		
Z1	3111	Leather Tanning and Finishing
SECTOR AA: FABRICATED METAL PRODUCTS		
AA1	3411-3499 (except 3479)	Fabricated Metal Products, Except Machinery and Transportation Equipment, and Coating, Engraving, and Allied Services.
	3911-3915	Jewelry, Silverware, and Plated Ware
AA2	3479	Fabricated Metal Coating and Engraving
SECTOR AB: TRANSPORTATION EQUIPMENT, INDUSTRIAL OR COMMERCIAL MACHINERY		
AB1	3511-3599 (except 3571- 3579)	Industrial and Commercial Machinery, Except Computer and Office Equipment (see Sector AC)
	3711-3799 (except 3731, 3732)	Transportation Equipment Except Ship and Boat Building and Repairing (see Sector R)
SECTOR AC: ELECTRONIC, ELECTRICAL, PHOTOGRAPHIC, AND OPTICAL GOODS		
AC1	3571-3579	Computer and Office Equipment
	3812-3873	Measuring, Analyzing, and Controlling Instruments; Photographic and Optical Goods, Watches, and Clocks
	3612-3699	Electronic and Electrical Equipment and Components, Except Computer Equipment
SECTOR AD: NON-CLASSIFIED FACILITIES		
AD1	Other storm water discharges designated by the Director as needing a permit (see 40 CFR 122.26(a)(9)(i)(C) & (D)) or any facility discharging storm water associated with industrial activity not described by any of Sectors A-AC. NOTE: Facilities may not elect to be covered under Sector AD. Only the Director may assign a facility to Sector AD.	

¹ A complete list of SIC Codes (and conversions from the newer North American Industry Classification System” (NAICS)) can be obtained from the Internet at www.census.gov/epcd/www/naics.html or in paper form from various locations in the document titled *Handbook of Standard Industrial Classifications*, Office of Management and Budget, 1987.

DRAFT

**Appendix E
(Reserved)**

DRAFT

**Appendix F
(Reserved)**

Appendix G
Notice of Intent (NOI) Form

To obtain coverage under this permit, you shall submit a complete and accurate Notice of Intent (NOI) application and \$350 application fee using Ohio EPA's electronic application form which is available through the Ohio EPA eBusiness Center at: <https://ebiz.epa.ohio.gov/>. Submission through the Ohio EPA eBusiness Center will require establishing an Ohio EPA eBusiness Center account and obtaining a unique Personal Identification Number (PIN) for final submission of the NOI. Existing eBusiness Center account holders can access the NOI form through their existing account and submit using their existing PIN. Please see the following link for guidance: <http://epa.ohio.gov/dsw/ebs.aspx#170669803-streams-guidance>. Alternatively, if you are unable to access the NOI form through the agency eBusiness Center due to a demonstrated hardship, the NOI may be submitted on paper NOI forms provided by Ohio EPA. NOI information shall be typed on the forms. Please contact Ohio EPA, Division of Surface Water at (614) 644-2001 if you wish to receive a paper NOI form.

Appendix H
Notice of Termination (NOT) Form

To terminate coverage under this permit, you shall submit a complete and accurate Notice of Termination (NOT) form using Ohio EPA's electronic application form which is available through the Ohio EPA eBusiness Center at: <https://ebiz.epa.ohio.gov/>. Submission through the Ohio EPA eBusiness Center will require establishing an Ohio EPA eBusiness Center account and obtaining a unique Personal Identification Number (PIN) for final submission of the NOT. Existing eBusiness Center account holders can access the NOT form through their existing account and submit using their existing PIN. Please see the following link for guidance: <http://epa.ohio.gov/dsw/ebs.aspx#170669803-streams-guidance>. Alternatively, if you are unable to access the NOT form through the agency eBusiness Center due to a demonstrated hardship, the NOT may be submitted on paper NOT forms provided by Ohio EPA. NOT information shall be typed on the forms. Please contact Ohio EPA, Division of Surface Water at (614) 644-2001 if you wish to receive a paper NOT form.

Appendix I Annual Reporting Form

Part 7.2 requires you to complete an annual report using the Annual Reporting Form (Appendix I of this permit) provided by Ohio EPA. You are not required to submit your annual report to Ohio EPA unless specifically requested. The timeframe to complete the report is at the discretion of the permittee, but the same schedule to complete shall be maintained throughout this permit term. You shall keep the completed annual reports with your SWPPP.

A Word version of the Annual Reporting Form can be found at the following website address:

http://epa.ohio.gov/dsw/permits/GP_IndustrialStormWater.aspx

2. Provide a summary of your past year's quarterly visual assessment documentation (see Part 4.2 of the permit).

3. For any four-sample (minimum) average benchmark monitoring exceedance, if after reviewing the selection, design, installation, and implementation of your control measures and considering whether any modifications are necessary to meet the effluent limits in the permit, you determine that no further pollutant reductions are technologically available and economically practicable and achievable in light of best industry practice, provide your rationale for why you believe no further reductions are achievable (see Part 6.2.1.2 of the permit). Enter "NA" if not applicable.

4. Provide a summary of your past year's corrective action documentation (See Part 3.4 of the permit). (Note: If corrective action is not yet completed at the time of submission of this annual report, you must describe the status of any outstanding corrective action(s).) Also describe any incidents of noncompliance in the past year or currently ongoing, or if none, provide a statement that you are in compliance with the permit.

D. Certification Information

I certify under penalty of law that this document and all attachments were prepared under my direction or supervision in accordance with a system designed to assure that qualified personnel properly gathered and evaluated the information submitted. Based on my inquiry of the person or persons who manage the system, or those persons directly responsible for gathering the information, the information submitted is, to the best of my knowledge and belief, true, accurate, and complete. I am aware that there are significant penalties for submitting false information, including the possibility of fine and imprisonment for knowing violations.

First Name, Middle Initial, Last Name:

Title:

Signature: _____ Date: / /

E-mail:

Appendix J
Calculating Hardness in Receiving Waters for Hardness Dependent Metals

DRAFT

Appendix J. Calculating Hardness in Receiving Waters for Hardness Dependent Metals

Overview

To determine which hardness range to use, you shall collect data on the hardness of your receiving water(s). Once the site-specific hardness data have been collected, the corresponding benchmark value for each metal is determined by comparing where the hardness data fall within 25 mg/L ranges, as shown in Table 1.

Table 1. Hardness Ranges to Be Used to Determine Benchmark Values for Beryllium, Cadmium, Copper, Lead, Nickel, Silver, and Zinc.

All Units mg/L	Benchmark Values (mg/L, total)						
	Beryllium	Cadmium	Copper	Lead	Nickel	Silver	Zinc
0-25 mg/L	0.01	0.0009	0.0038	0.021	0.15	0.0001	0.04
25-50 mg/L	0.02	0.0015	0.0056	0.035	0.20	0.0003	0.05
50-75 mg/L	0.04	0.0027	0.0090	0.067	0.32	0.0007	0.08
75-100 mg/L	0.08	0.0039	0.0123	0.103	0.42	0.0013	0.11
100-125 mg/L	0.11	0.0052	0.0156	0.142	0.52	0.0020	0.13
125-150 mg/L	0.16	0.0065	0.0189	0.184	0.61	0.0028	0.16
150-175 mg/L	0.20	0.0078	0.0221	0.227	0.71	0.0037	0.18
175-200 mg/L	0.26	0.0092	0.0253	0.272	0.80	0.0047	0.20
200-225 mg/L	0.31	0.0106	0.0285	0.320	0.89	0.0058	0.23
225-250 mg/L	0.38	0.0120	0.0316	0.368	0.98	0.0071	0.25
250-275 mg/L	0.44	0.0134	0.0348	0.418	1.06	0.0084	0.27
275-300 mg/L	0.51	0.0149	0.0379	0.470	1.15	0.0098	0.29
300-325 mg/L	0.58	0.0163	0.0410	0.522	1.23	0.0113	0.31
325-350 mg/L	0.66	0.0178	0.0440	0.576	1.31	0.0129	0.34
350-375 mg/L	0.74	0.0193	0.0471	0.631	1.39	0.0146	0.36
375-400 mg/L	0.83	0.0208	0.0502	0.687	1.48	0.0164	0.38
400+ mg/L	0.87	0.0216	0.0517	0.715	1.52	0.0173	0.39

How to Determine Hardness for Hardness-Dependent Parameters.

You may select one of three methods to determine hardness, including; individual grab sampling, grab sampling by a group of operators which discharge to the same receiving water, or using third-party data. Regardless of the method used, you are responsible for documenting the procedures used for determining hardness values. Once the hardness value is established, you are required to include this information in your first benchmark report submitted to Ohio EPA so that the Agency can make appropriate comparisons between your benchmark monitoring results and the corresponding benchmark. You shall retain all report and monitoring data in accordance with Part 7.5 of the permit. The three options for determining hardness are described in the following sections.

(1) Permittee Samples for Receiving Stream Hardness

This method involves collecting samples of the receiving water and submitting them to a laboratory for analysis. If you elect to sample your receiving water(s) and submit samples for analysis, hardness shall be determined from the closest intermittent or perennial stream downstream of your point of discharge. The sample can be collected during either dry or wet weather. Collection of the sample during wet weather is more representative of conditions during storm water discharges; however, collection of in-stream samples during wet weather events may be impracticable or present safety issues.

Storm Water Discharges Associated With Industrial Activity

Hardness shall be sampled and analyzed using approved methods as described in 40 CFR Part 136 (Guidelines Establishing Test Procedures for the Analysis of Pollutants).

(2) Group Monitoring for Receiving Stream Hardness

You can be part of a group of permittees discharging to the same receiving waters and collect samples that are representative of the hardness values for all members of the group. In this scenario, hardness of the receiving water shall be determined using 40 CFR Part 136 procedures and the results shared by group members. To use the same results, hardness measurements shall be taken on a stream reach within a reasonable distance of the discharge points of each of the group members.

(3) Collection of Third-Party Hardness Data

You can submit receiving stream hardness data collected by a third party provided the results are collected consistent with the approved 40 CFR Part 136 methods. These data may come from a local water utility, previous stream surveys, TMDLs, peer reviewed literature, other government publications, or data previously collected by the permittee. Data should be less than 10 years old.

Water quality data for many of the nation's surface waters are available on-line or by contacting U.S. EPA or Ohio EPA. U.S. EPA's data system STORET, short for STOrage and RETrieval, is a repository for receiving water quality, biological, and physical data and is used by Ohio EPA, U.S. EPA and other federal agencies, universities, private citizens, and many others. Similarly, Ohio EPA and the U.S. Geological Service (USGS) also have water quality data available that, in some instances, can be accessed online. "Legacy STORET" codes for hardness include: 259 hardness, carbonate; 260 hardness, noncarbonated; and 261 calcium + magnesium, while more recent, "Modern STORET" data codes include: 00900 hardness, 00901 carbonate hardness, and 00902 noncarbonate hardness; or the discrete measurements of calcium (00915) and magnesium (00925) can be used to calculate hardness. Hardness data historically has been reported as "carbonate," "noncarbonate," or "Ca + Mg." If these are unavailable, then individual results for calcium (Ca) and magnesium (Mg) may be used to calculate hardness using the following equation:

$$\text{mg/L CaCO}_3 = 2.497 (\text{Ca mg/L}) + 4.118 (\text{Mg mg/L})$$

When interpreting the data for carbonate and non-carbonate hardness, note that total hardness is equivalent to the sum of carbonate and noncarbonate hardness if both forms are reported. If only carbonate hardness is reported, it is more than likely that noncarbonate hardness is absent and the total hardness is equivalent to the available carbonate hardness.

Appendix K
Industrial No Exposure Certification Form

To file your No Exposure Certification, use Ohio EPA's electronic application form which is available through the Ohio EPA eBusiness Center at: <https://ebiz.epa.ohio.gov/>. Submission through the Ohio EPA eBusiness Center will require establishing an Ohio EPA eBusiness Center account and obtaining a unique Personal Identification Number (PIN) for final submission of the No Exposure Certification. Existing eBusiness Center account holders can access the No Exposure Certification form through their existing account and submit using their existing PIN. Please see the following link for guidance: <http://epa.ohio.gov/dsw/ebs.aspx#170669803-streams-guidance>. Alternatively, if you are unable to access the No Exposure Certification form through the agency eBusiness Center due to a demonstrated hardship, the No Exposure Certification may be submitted on paper No Exposure Certification forms provided by Ohio EPA. No Exposure Certification information shall be typed on the forms. Please contact Ohio EPA, Division of Surface Water at (614) 644-2001 if you wish to receive a paper No Exposure Certification form.

DRAFT

Part 8 – Sector-Specific Requirements for Industrial Activity

Subpart K – Sector K – Hazardous Waste Treatment, Storage, or Disposal Facilities.

You shall comply with Part 8 sector-specific requirements associated with your primary industrial activity and any co-located industrial activities, as defined in Appendix A. The sector-specific requirements apply to those areas of your facility where those sector-specific activities occur. These sector-specific requirements are in addition to any requirements specified elsewhere in this permit.

8.K.1 Covered Storm Water Discharges.

The requirements in Subpart K apply to storm water discharges associated with industrial activity from Hazardous Waste Treatment, Storage, or Disposal facilities (TSDFs) as identified by the Activity Code specified under Sector K in Table D-1 of Appendix D of the permit.

8.K.2 Industrial Activities Covered by Sector K.

This permit authorizes storm water discharges associated with industrial activity from facilities that treat, store, or dispose of hazardous wastes, including those that are operating under interim status or a permit under subtitle C of RCRA.

Disposal facilities that have been properly closed and capped, and have no significant materials exposed to storm water, are considered inactive and do not require permits.

8.K.3 Limitations on Coverage.

8.K.3.1 *Prohibition of Non-Storm Water Discharges.* (See also Part 1.1.4) The following are not authorized by this permit: leachate, gas collection condensate, drained free liquids, contaminated ground water, laboratory-derived wastewater, and contact washwater from washing truck and railcar exteriors and surface areas that have come in direct contact with solid waste at the landfill facility.

8.K.3.2 *Limitations on Coverage for Facilities with Active Landfills.* Facilities with active landfills cannot obtain coverage under this permit.

8.K.4 Definitions.

8.K.4.1 *Contaminated Storm Water* - Storm water that comes into direct contact with landfill wastes, the waste handling and treatment areas, or landfill wastewater as defined in Part 8.K.4.5. Some specific areas of a landfill that may produce contaminated storm water include (but are not limited to) the open face of an active landfill with exposed waste (no cover added); the areas around wastewater treatment operations; trucks, equipment, or machinery that has been in direct contact with the waste; and waste dumping areas.

8.K.4.2 *Drained free liquids* - aqueous wastes drained from waste containers (e.g., drums) prior to landfilling.

8.K.4.3 *Landfill* - an area of land or an excavation in which wastes are placed for permanent disposal, but that is not a land application or land treatment unit, surface impoundment, underground injection well, waste pile, salt dome formation, salt bed formation, underground mine, or cave as these terms are defined in 40 CFR 257.2, 258.2, and 260.10.

- 8.K.4.4 *Landfill wastewater* - as defined in 40 CFR Part 445 (Landfills Point Source Category), all wastewater associated with, or produced by, landfilling activities except for sanitary wastewater, non-contaminated storm water, contaminated groundwater, and wastewater from recovery pumping wells. Landfill wastewater includes, but is not limited to, leachate, gas collection condensate, drained free liquids, laboratory derived wastewater, contaminated storm water, and contact washwater from washing truck, equipment, and railcar exteriors and surface areas that have come in direct contact with solid waste at the landfill facility.
- 8.K.4.5 *Leachate* - liquid that has passed through or emerged from solid waste and contains soluble, suspended, or miscible materials removed from such waste.
- 8.K.4.6 *Non-contaminated storm water* - storm water that does not come into direct contact with landfill wastes, the waste handling and treatment areas, or landfill wastewater as defined in Part 8.K.4.4. Non-contaminated storm water includes storm water that flows off the cap, cover, intermediate cover, daily cover, and/or final cover of the landfill.

8.K.5 Sector-Specific Benchmarks. (See also Part 6 of the permit.)

Table 8.K-1 identifies benchmarks that apply to the specific subsectors of Sector K. These benchmarks apply to both your primary industrial activity and any co-located industrial activities, which describe your site activities.

Table 8.K-1.		
Subsector (You may be subject to requirements for more than one sector/subsector)	Parameter	Benchmark Monitoring Concentration
Subsector K1. ALL - Industrial Activity Code "HZ." Benchmarks only applicable to discharges not subject to effluent limitations in 40 CFR Part 445 Subpart A (see below).	Ammonia	3.1 mg/L
	Total Magnesium	0.064 mg/L
	Chemical Oxygen Demand (COD)	120 mg/L
	Total Arsenic	0.34 mg/L
	Total Cadmium ¹	Hardness Dependent
	Total Cyanide	0.022 mg/ L
	Total Lead ¹	Hardness Dependent
	Total Mercury	0.0017 mg/ L
	Total Selenium	0.005 mg/L
	Total Silver ¹	Hardness Dependent

¹ The benchmark values of some metals are dependent on water hardness. For these parameters, permittees shall determine the hardness of the receiving water (see Appendix J, "Calculating Hardness in Receiving Waters for Hardness Dependent Metals," for methodology), in accordance with Part 6.2.1.1, to identify the applicable 'hardness range' for determining their benchmark value applicable to their facility. The ranges occur in 25 mg/L increments. Hardness Dependent Benchmarks follow in the table below:

Water Hardness Range	Cadmium (mg/L)	Lead (mg/L)	Silver (mg/L)
0-25 mg/L	0.0009	0.021	0.0001
25-50 mg/L	0.0015	0.035	0.0003
50-75 mg/L	0.0027	0.067	0.0007
75-100 mg/L	0.0039	0.103	0.0013
100-125 mg/L	0.0052	0.142	0.0020
125-150 mg/L	0.0065	0.184	0.0028
150-175 mg/L	0.0078	0.227	0.0037
175-200 mg/L	0.0092	0.272	0.0047
200-225 mg/L	0.0106	0.320	0.0058
225-250 mg/L	0.0120	0.368	0.0071
250-275 mg/L	0.0134	0.418	0.0084
275-300 mg/L	0.0149	0.470	0.0098
300-325 mg/L	0.0163	0.522	0.0113
325-350 mg/L	0.0178	0.576	0.0129
350-375 mg/L	0.0193	0.631	0.0146
375-400 mg/L	0.0208	0.687	0.0164
400+ mg/L	0.0216	0.715	0.0173

DRAFT

APPENDIX E

Notice of Intent (NOI) Submitted to Ohio EPA

DRAFT

APPENDIX F

Non-Storm Water Discharge Certification

DRAFT

Non-Storm Water Discharge Assessment and Certification

DATE OF TEST (m/d/yr)	OUTFALL NO. OR ON-SITE DRAINAGE POINTS DIRECTLY OBSERVED DURING TEST	METHOD USED TO TEST OR EVALUATE DISCHARGE	DESCRIBE RESULTS (OR CRITERIA USED TO EVALUATE) FROM TEST FOR NON-STORM WATER DISCHARGE	IDENTIFY POTENTIAL SIGNIFICANT SOURCES (NON-STORMWATER)	CONTROL MEASURES USEWD TO ELIMINATE NON-STORMWATER DISCHARGES	NAME OF PERSON WHO CONDUCTED THE TEST OR EVALUATION
	Outfall 001	Visual Inspection				

CERTIFICATION

I certify under penalty of law that the outfall(s) covered by this Storm Water Pollution Prevention Plan have been tested or evaluated for presence of non-storm water discharges, and that all non-storm water discharges from these outfall(s) are identified in either a Form 2C or Form 2E application for the outfall submitted to U.S. EPA.

A. Inspected By:	B. Phone No.:
C. Signature:	D. Date Signed:

APPENDIX G

Training Log

DRAFT

