CURRENT CONDITIONS REPORT SUPPLEMENT
FORMER MANUAL TRANSMISSIONS OF MUNCIE

REVITALIZING AUTO COMMUNITIES ENVIRONMENTAL RESPONSE TRUST
MUNCIE, INDIANA

DISCLAIMER:
SOME FORMATTING CHANGES MAY HAVE OCCURRED WHEN THE ORIGINAL DOCUMENT WAS PRINTED TO PDF; HOWEVER, THE ORIGINAL CONTENT REMAINS UNCHANGED.

Prepared by:
Conestoga-Rovers & Associates

261 Martindale Road, Unit 3
St. Catharines, Ontario
Canada L2W 1A2

Office: (905) 682-0510
Fax: (905) 682-8818

web: http:\\www.CRAworld.com

APRIL 2011
REF. NO. 17324(6)
This report is printed on recycled paper.

TABLE OF CONTENTS

Page

1.0 INTRODUCTION 1

2.0 SUMMARY OF AREAS OF INTEREST 2

3.0 AREAS OF INTEREST 3
3.1 AOI 2: SWMU 2 – WWTP 3
3.1.1 CURRENT STATUS AND RECOMMENDATIONS 3
3.2 AOI 3: SWMU 3 – HAZARDOUS WASTE STORAGE BUILDING (FORMER DELCO REMY WAREHOUSE) 3
3.2.1 CURRENT STATUS AND RECOMMENDATIONS 4
3.3 AOI 10: SWMU 10 – DEGREASING STATION 4
3.3.1 CURRENT STATUS AND RECOMMENDATIONS 5
3.4 AOI 11.6: QUENCH OIL UST (T-14) 5
3.4.1 CURRENT STATUS AND RECOMMENDATIONS 5
3.5 AOI 11.9: FUEL OIL USTS (T-19) 5
3.5.1 CURRENT STATUS AND RECOMMENDATIONS 6
3.6 AOI 12.5: WWTP AST (T-23 THROUGH T-29) 6
3.6.1 CURRENT STATUS AND RECOMMENDATIONS 7
3.7 AOI 16: FORMER DELCO REMY PROPERTY 7
3.7.1 CURRENT STATUS AND RECOMMENDATIONS 8
3.8 AOI 18: MAIN FORK TRUCK BATTERY CHARGING AREA 8
3.8.1 CURRENT STATUS AND RECOMMENDATIONS 8
3.9 AOI 19: GLEASON MACHINES 8
3.9.1 CURRENT STATUS AND RECOMMENDATIONS 9
3.10 AOI 20.1: OIL HOUSE INSIDE MAIN MANUFACTURING BUILDING 9
3.10.1 CURRENT STATUS AND RECOMMENDATIONS 9
3.11 AOI 20.2: OIL HOUSE OUTSIDE OF MAIN MANUFACTURING BUILDING 10
3.11.1 CURRENT STATUS AND RECOMMENDATIONS 10
3.12 AOI 26: LOCKER ROOM ENTRANCE/CELL 62 10
3.12.1 CURRENT STATUS AND RECOMMENDATIONS 10
3.13 AOI 27: TOOL HARDENING AREA 11
3.13.1 CURRENT STATUS AND RECOMMENDATIONS 11
3.14 AOI 28: HEAT TREAT BUILDING 11
3.14.1 CURRENT STATUS AND RECOMMENDATIONS 11
3.15 AOI 29: POWERHOUSE 11
3.15.1 CURRENT STATUS AND RECOMMENDATIONS 12
3.16 AOI 30: CARPENTERS SHOP CONCRETE PAD 12
3.16.1 CURRENT STATUS AND RECOMMENDATIONS 12
3.17 AOI 31: ADJACENT PARKING LOTS 12
3.17.1 CURRENT STATUS AND RECOMMENDATIONS 15
3.18 AOI 32: PROCESS INFRASTRUCTURE (VARIOUS) 15
3.18.1 CURRENT STATUS AND RECOMMENDATIONS 15

TABLE OF CONTENTS

(continued)

Page

3.19 AOI 35: ON-SITE GROUNDWATER 16
3.19.1 CURRENT STATUS AND RECOMMENDATIONS....16
3.20 AOI 36: OFF-SITE GROUNDWATER 16
3.20.1 CURRENT STATUS AND RECOMMENDATIONS....17

4.0 CONFIRMATION OF PCB SELF IMPLEMENTING PLAN COMPLETION 18

LIST OF FIGURES
(Following Text)

FIGURE 2.1 LOCATIONS OF AOIs

FIGURE 3.1 APPROXIMATE LOCATIONS OF PITS, SUMPS, AND TRENCHES

FIGURE 3.2 SITE WIDE GROUNDWATER SAMPLE RESULTS - VOCs (2000 TO PRESENT)

FIGURE 3.3 SITE WIDE GROUNDWATER SAMPLE RESULTS - SVOCs

FIGURE 3.4 SITE WIDE GROUNDWATER SAMPLE RESULTS - PCBs

FIGURE 3.5 SITE WIDE GROUNDWATER SAMPLE RESULTS – METALS

FIGURE 3.6 OFF-SITE GROUNDWATER SAMPLE RESULTS

LIST OF TABLES
(Following Text)

TABLE 2.1 SUMMARY OF AOIs

TABLE 3.1a SOIL SAMPLE ANALYTICAL RESULTS – AOI 10

TABLE 3.1b BOREHOLE WATER SAMPLE ANALYTICAL RESULTS – AOI 10

TABLE 3.2 SOIL SAMPLE ANALYTICAL RESULTS – AOI 12.5

TABLE 3.3 SOIL SAMPLE ANALYTICAL RESULTS – AOI 19

TABLE 3.4a SOIL SAMPLE VOC ANALYTICAL RESULTS – AOI 31

TABLE 3.4b SOIL SAMPLE SVOC, PCBs, AND METALS ANALYTICAL RESULTS – AOI 31

TABLE 3.5 GROUNDWATER SAMPLE ANALYTICAL RESULTS – AOI 35

TABLE 3.6 GROUNDWATER SAMPLE ANALYTICAL RESULTS – AOI 36

TABLE 3.7 NOTES

LIST OF APPENDICES

APPENDIX A	BOREHOLE STRATIGRAPHIC AND MONITORING WELL INSTRUMENTATION LOGS
APPENDIX B.1	ANALYTICAL REPORT AND DATA VALIDATION MEMORANDUM – AOIs 10 AND 19
APPENDIX B.2	ANALYTICAL REPORT AND DATA VALIDATION MEMORANDUM – AOI 12.5
APPENDIX B.3	ANALYTICAL REPORT AND DATA VALIDATION MEMORANDUM – AOI 31
APPENDIX B.4	ANALYTICAL REPORT AND DATA VALIDATION MEMORANDUM – AOI 35
APPENDIX B.5	ANALYTICAL REPORT AND DATA VALIDATION MEMORANDUM – AOI 36

1.0 INTRODUCTION

Conestoga-Rovers & Associates (CRA) has prepared this Current Conditions Report Supplement (CCR Supplement), on behalf of the Revitalizing Auto Communities Environmental Response Trust (RACER) for the former General Motors Corporation (GMC) Manual Transmissions of Muncie (MTM) facility in Muncie, Indiana (Site). As a result of GMC's 2009 bankruptcy, certain operating assets of GMC were sold on July 10, 2009 to a newly formed company, now known as General Motors LLC (GM). Existing non-continuing assets, including the former MTM facility, remained the property of "old" GMC which was known as Motors Liquidation Company (MLC) in its capacity as debtor-in-possession in the bankruptcy case. In October 2010, the United States Government announced that MLC had agreed to resolve its liabilities at 89 sites relating to liabilities under the Comprehensive Environmental Response, Compensation and Liability Act (CERCLA), Resource Conservation and Recovery Act (RCRA), and the Clean Air Act through an environmental response trust. On March 31, 2011, all of the properties and cleanup funds were transferred from MLC to RACER. RACER will conduct, manage, and fund cleanup at 90 sites formerly owned by MLC, including the former MTM facility.

A detailed description of the Site, regional and Site settings, and summaries of relevant historical remedial actions and investigations are provided in the draft Current Conditions Report (CCR) (CRA, October 2007). Since preparation of the draft CCR, demolition of the facility and several soil and groundwater investigations have been conducted. The objective of the CCR Supplement is to provide a summary of recent activities conducted at the Site, and not previously documented in the draft CCR.

2.0 SUMMARY OF AREAS OF INTEREST

The draft CCR presented the details of historical operations, previous environmental actions, and the then current status and recommended further action for 36 Areas of Interest (AOIs) at the Site. The Site's AOIs include 10 Solid Waste Management Units (SWMUs) identified by the Indiana Department of Environmental Management (IDEM) during a 1989 Resource Conservation and Recovery Act (RCRA) Facility Assessment (RFA). Additional AOIs were identified at the Site based on: a review of available files; interviews with Site personnel; historical investigations and environmental activities; and Site inspections. The AOIs have been sequentially numbered from 1 to 36 and are presented on Figure 2.1.

A summary of the AOIs, including the recommended further action presented in the draft CCR and activities conducted since completion of the draft CCR, is provided in Table 2.1. In general, Section 3.0 of the CCR Supplement provides supplemental information related to AOIs for which the recommended further action presented in the draft CCR has been revised based on the results of an inspection, investigation, or other activity recently conducted.

3.0 AREAS OF INTEREST

With the exception of AOI 35 (On-Site Groundwater), the following subsections provide supplemental information related to AOIs for which the recommended further action presented in the draft CCR has been revised based on the results of an inspection, investigation, or other activity recently conducted. Section 3.18 provides an update to the Site-wide groundwater data set as a result of groundwater investigations completed since preparation of the draft CCR. However, the recommendation for further action at this AOI has not changed.

3.1 AOI 2: SWMU 2 – WWTP

The Site operated a WWTP to treat the Site's industrial wastewater prior to discharge to the Publicly Owned Treatment Works (POTW). A description of historical operations and previous environmental investigations completed at this AOI is included in the draft CCR. The location of the former WWTP is shown on Figure 2.1.

3.1.1 CURRENT STATUS AND RECOMMENDATIONS

Final cleaning and decommissioning of the WWPT was not complete at the time that the draft CCR was prepared. As such, it was recommended that an inspection of the floor and below grade structures at the former WWTP be conducted as part of the facility decommissioning and demolition activities to assess the potential for a release to the environment. However, the results of this inspection, if conducted, were not reviewed in preparation of this CCR Supplement. Therefore further investigation is proposed for this area.

3.2 AOI 3: SWMU 3 – HAZARDOUS WASTE STORAGE BUILDING (FORMER DELCO REMY WAREHOUSE)

Hazardous waste was temporarily stored in a locked and labeled fenced area in the Hazardous Waste Storage Building (referred to as the former Delco Remy Warehouse) prior to appropriate transportation and off-Site disposal. A description of historical operations and previous environmental investigations completed at this AOI is included in the draft CCR. The location of the former Hazardous Waste Storage Building is shown on Figure 2.1.

3.2.1 CURRENT STATUS AND RECOMMENDATIONS

Due to the presence of PCB impacted concrete identified, as discussed in the draft CCR, it was recommended that the integrity of the concrete floors be evaluated during the decommissioning and demolition activities to assess the potential for a release to the environment. Documentation of this evaluation is not available. Therefore, further investigation is proposed for this area.

3.3 AOI 10: SWMU 10 – DEGREASING STATION

A degreasing station used during manufacturing operations was located in Department 97, along the west side of the manufacturing building near columns D106/D107 and E106/E107. It is estimated that operation of the degreasing station commenced in 1979. The degreasing station consisted of a tank within a well marked, diked, and drained area. The floor drain reportedly discharged to the on-Site WWTP. The approximate location of AOI 10 is presented on Figure 2.1.

CRA conducted a subsurface investigation in the vicinity of AOI 10 in September 2007 that included the advancement of one borehole (i.e., BH-21) in the vicinity of this AOI as shown on Figure 3.1. The borehole was advanced to approximately 25 feet below ground surface (bgs) to facilitate the collection of soil samples for laboratory analysis of Target Compound List (TCL) Volatile Organic Compounds (VOCs). No visual and/or olfactory evidence of impairment were observed during soil sampling activities. The soil stratigraphic log is provided in Appendix A.

Soil samples were collected from the 0 to 2 feet, 4 to 6 feet, and 8 to 10 feet bgs intervals and submitted under chain of custody for laboratory analysis of TCL VOCs, as summarized in Table 3.1a. A review of Table 3.1a indicates that no parameters were detected in the soils at AOI 10 above the IDEM Risk Integrated System of Closure (RISC) Residential Default Closure Levels (RDCLs).

Borehole BH-21 was instrumented as a temporary well to facilitate the collection of one borehole water and one field duplicate sample for laboratory analysis of TCL VOCs as summarized in Table 3.1b. Tetrachloroethene (PCE) was detected in both the parent and field duplicate samples at a concentration of 0.019 milligrams per liter (mg/L) which exceeds IDEM's RDCL of 0.005 mg/L but is below the IDEM Industrial Default Closure Level (IDCL) of 0.055 mg/L. Trichloroethene (TCE) was detected in both the parent and field duplicate samples at a concentration of 0.0091 mg/L and 0.0075 mg/L, respectively, which exceed the IDEM RISC RDCL of 0.005 mg/L, but are below the

IDEM RISC IDCL of 0.031 mg/L. 1,1,1-TCA was not detected above the associated laboratory reporting limit and no other parameters were detected in the borehole water or field duplicate samples above the IDEM's RDCLs.

The laboratory report and data validation memorandum for soil and borehole water sampling at AOI 10 are provided in Appendix B.

3.3.1 CURRENT STATUS AND RECOMMENDATIONS

According to plant personnel, operations at the degreasing stations ceased in 1996. Soil and groundwater analytical data indicate that VOCs were not detected above laboratory reporting limits or, where detected, were detected below IDEM RISC RDCLs. Therefore, no further action is proposed for this area.

3.4 AOI 11.6: QUENCH OIL UST (T-14)

UST T-14 was a 4,000-gallon quench oil UST installed in 1953 and removed in 1989. A description of historical operations and previous environmental investigations completed at this AOI is included in the draft CCR. The location of the former UST is shown on Figure 2.1.

3.4.1 CURRENT STATUS AND RECOMMENDATIONS

Based on the historical data provided in the draft CCR, it was recommended that an Environmental Restrictive Covenant (ERC) be filed for the former UST area to close the related IDEM incident number. GMC entered into an ERC limiting groundwater and land use on June 17, 2008. Following receipt of the approved, recorded, and notarized ERC, IDEM issued a no further action (NFA) determination for Incident No. 198912046 related to USTs T-14 and T-19. As such, no further action is proposed for this area.

3.5 AOI 11.9: FUEL OIL USTS (T-19)

UST T-19 was thought to be a 2,500-gallon gasoline UST, however, T-19 represents two fuel oil USTs, each with a capacity of 500-gallons. The fuel oil USTs were removed in 1989. A description of historical operations and previous environmental investigations

completed at this AOI is included in the draft CCR. The location of the former USTs is shown on Figure 2.1.

3.5.1 CURRENT STATUS AND RECOMMENDATIONS

Based on the historical data provided in the draft CCR, it was recommended that an Environmental Restrictive Covenant (ERC) be filed for the former UST area to close the related IDEM incident number. GMC entered into an ERC limiting groundwater and land use on June 17, 2008. Following receipt of the approved, recorded, and notarized ERC, IDEM issued a no further action (NFA) determination for Incident No. 198912046 related to USTs T-14 and T-19. As such, no further action is proposed for this area.

3.6 AOI 12.5: WWTP AST (T-23 THROUGH T-29)

Aboveground storage tanks (ASTs) T-23 through T-29 were single walled steel ASTs installed in 1968 to support on-site wastewater treatment operations. ASTs T-23 through T-25 and T-29 were located west of the WWTP and ASTs T-26 through T-28 were located north of the WWTP. The location of AOI 12.5 is presented on Figure 2.1.

In November 2008, an investigation of this AOI was conducted to delineate the horizontal and vertical extent of remaining petroleum impacts soils in the vicinity of the WWTP AST area to support further remedial activities, if necessary. This was accomplished through the advancement of 18 boreholes, at the approximate locations shown on Figure 2.1. Boreholes were first advanced within the containment area of former Reclaimed Oil Tank No. 1, and then advanced in all directions until no visual or olfactory evidence of impact was noted. Soil stratigraphy was logged in accordance with the Unified Soil Classification System (USCS), with special attention to visual or olfactory evidence of impact. In addition, soil samples were screened across their entire length using a photoionization detector (PID) to determine relative concentrations of undifferentiated volatile organic vapors. Stratigraphic logs for the 18 boreholes are included in Appendix A.

Fill was encountered from grade to between 2 and 5 feet bgs. In general, the fill was underlain by clays and/or silts to 10 feet bgs. Some boreholes encountered silty sand or sand of variable thickness at approximately 5 feet bgs. Odors and some staining were observed at the interval of 6 to 8 feet bgs at some locations. The stained soils were dark green to black in color and were observed at boreholes SB-51, SB-52, SB-54, SB-55, SB-57, SB-58, SB-59, SB-65, and SB-66. With the exception of SB-51, PID readings indicated

minimal presence of volatile organic vapors (i.e., less than 5 parts per million) and no free product was encountered in any of the boreholes.

Based on the field screening, soil samples from 14 boreholes were submitted under chain of custody for laboratory analysis of select parameters including TCL VOCs, TCL semi-volatile organic compounds (SVOCs), polychlorinated biphenyls (PCBs), and Target Analyte List (TAL) metals (excluding earth metals). Soil samples were selected from the sample interval of 6 to 8 feet bgs at all locations which represents the depth of visual and/or olfactory evidence of impact, where impact was identified. At one location (i.e., SB-58), a sample was collected below the interval exhibiting impact to characterize the soils below the zone of impact.

The analytical results from soil sampling activities were evaluated and, with the exception of arsenic, analyzed parameters were either not detected above the laboratory reporting limits or, if detected, were detected at concentrations below IDEM's RISC IDCLs. Arsenic was detected at concentrations above the RISC IDCL in two locations; however, arsenic has been detected at various locations across the Site and is not believed to be a result of historical reclaimed oil releases at the WWTP AST area.

Laboratory analytical results are presented in Table 3.2. The laboratory data report and validation memorandum are provided in Appendix B.

3.6.1 CURRENT STATUS AND RECOMMENDATIONS

WWTP ASTs were removed as part of the facility demolition activities. The soil data presented herein indicates that, with the exception of arsenic, soils in the vicinity of WWTP AST T-26 and T-27 meet the IDEM RISC IDCLs. The presence of arsenic is not believed to be a result of former releases of reclaimed oil in the vicinity of the WWTP AST area. Therefore, no further action is proposed for this area.

3.7 AOI 16: FORMER DELCO REMY PROPERTY

The former Delco Remy property represents the northern 18 acres of the Site. Operations conducted at this AOI consisted of the manufacture of lead acid batteries between 1920 and 1978 when the former battery plant was decommissioned and demolished. Further descriptions of historical operations and previous environmental investigations completed at this AOI is included in the draft CCR. The location of the former Delco Remy property is shown on Figure 2.1.

3.7.1 CURRENT STATUS AND RECOMMENDATIONS

The areas of and adjacent to the former battery plant were paved following building demolition in 1978 and 1979. Resurfacing of the asphalt cap was last conducted in October 2005. Based on the historical data provided in the draft CCR, it was recommended that the asphalt cap already in place at the former Delco Remy property be maintained as an appropriate remedial measure. Maintenance of the asphalt cap will reduce the infiltration of surface water runoff to the impacted soils and eliminate the direct contact exposure pathway. However, as a result of bankruptcy negotiations between MLC and IDEM, RACER will delineate the horizontal and vertical extent of lead impacts to soil to evaluate other remedial measures appropriate to the current conditions of this AOI. As such, further investigation is proposed for this area.

3.8 AOI 18: MAIN FORK TRUCK BATTERY CHARGING AREA

The main fork truck battery charging area was located in the central portion of the manufacturing building at column F22 to F23. A description of historical operations and previous environmental investigations completed at this AOI is included in the draft CCR. The location of the former main fork truck battery charging area is shown on Figure 2.1.

3.8.1 CURRENT STATUS AND RECOMMENDATIONS

Final cleaning and decommissioning of the main fork truck battery charging area was not complete at the time that the draft CCR was prepared. Final cleaning and decommissioning was to include an inspection of the floor and below grade structures to assess the potential for a release to the environment. Documentation of this investigation is not available. Therefore further investigation is proposed for this area.

3.9 AOI 19: GLEASON MACHINES

Gleason machines are cutting tools used to cut gear teeth in blanks. These machines were located in the western part of the manufacturing building in the New Venture Gear (NVG) Department 97, between columns E and M, 106 to 107. The location of AOI 19 is presented on Figure 2.1.

CRA conducted a subsurface investigation at this AOI in September 2007 that included the advancement of four boreholes (i.e., BH-22, BH-23, BH-24, and BH-25) to 4-feet bgs, at the approximate locations shown on Figure 2.1. Soil samples were collected at 0 to 2 feet bgs at each borehole location for laboratory analysis of TAL metals and hexavalent chromium. No visual and/or olfactory impacts were observed at any of the boreholes. Soil stratigraphic logs are provided in Appendix A.

Arsenic was detected at BH-22 and BH-23 at concentrations of 4.0 milligrams per kilogram (mg/kg) and 5.1 mg/kg, respectively. The concentrations of arsenic at BH-22 and BH-23 are below the IDEM RISC IDCL of 5.8 mg/kg. Arsenic was also detected at BH-25 at a concentration of 7.8 mg/kg which is above the IDEM RISC IDCL. No other parameters were detected in soils at AOI 19 above the IDEM RISC RDCLs.

Laboratory analytical results are presented in Table 3.3. The laboratory data report and validation memorandum are provided in Appendix B.

3.9.1 CURRENT STATUS AND RECOMMENDATIONS

The Gleason machines have been removed from the facility and the surrounding floors cleaned during facility decommissioning and demolition. The soil data presented herein indicates that, with the exception of arsenic, analyzed parameters were not detected above IDEM RISC RDCLs. However, arsenic has been detected at various locations across the Site and is not believed to be a result of historical operations of the Gleason machines. Therefore, no further action is proposed for this area.

3.10 AOI 20.1: OIL HOUSE INSIDE MAIN MANUFACTURING BUILDING

The Oil House located within the manufacturing building was located in the vicinity of columns B29 and B31 to C29 and C31. A description of historical operations and previous environmental investigations completed at this AOI is included in the draft CCR. The location of the former Oil House is shown on Figure 2.1.

3.10.1 CURRENT STATUS AND RECOMMENDATIONS

Final cleaning and decommissioning of the Oil House was not complete at the time that the draft CCR was prepared. Final cleaning and decommissioning was to include an

inspection of the floor and below grade structures to assess the potential for a release to the environment. Documentation of this investigation is not available. Therefore further investigation is proposed for this area.

3.11 AOI 20.2: OIL HOUSE OUTSIDE OF MAIN MANUFACTURING BUILDING

The Oil House located outside of the manufacturing building was east of the WWTP adjacent to Elliot Street. A description of historical operations and previous environmental investigations completed at this AOI is included in the draft CCR. The location of the former Oil House is shown on Figure 2.1.

3.11.1 CURRENT STATUS AND RECOMMENDATIONS

Final cleaning and decommissioning of the Oil House was not complete at the time that the draft CCR was prepared. Final cleaning and decommissioning was to include inspection of the floor and below grade structures to assess the potential for a release to the environment. Documentation of this investigation is not available. Therefore further investigation is proposed for this area.

3.12 AOI 26: LOCKER ROOM ENTRANCE/CELL 62

The locker room entrance was located in the manufacturing building north of column C21. A description of historical operations and previous environmental investigations completed at this AOI is included in the draft CCR. The location of the former locker room entrance is shown on Figure 2.1.

3.12.1 CURRENT STATUS AND RECOMMENDATIONS

Due to the presence of PCB impacted wood floor block identified, as discussed in the draft CCR, it was recommended that the integrity of the floors be evaluated during the decommissioning and demolition activities to assess the potential for a release to the environment. Documentation of this evaluation is not available. Therefore, further investigation is proposed for this area.

3.13 AOI 27: TOOL HARDENING AREA

The tool hardening area was located along the north wall of the manufacturing building to the east of the Heat Treat Building. A description of historical operations and previous environmental investigations completed at this AOI is included in the draft CCR. The location of the former tool hardening area is shown on Figure 2.1.

3.13.1 CURRENT STATUS AND RECOMMENDATIONS

Due to the presence of PCB impacted concrete identified, as discussed in the draft CCR, it was recommended that the integrity of the concrete and below grade structures be evaluated during the decommissioning and demolition activities to assess the potential for a release to the environment. Documentation of this evaluation is not available. Therefore, further investigation is proposed for this area.

3.14 AOI 28: HEAT TREAT BUILDING

The Heat Treat Building was located at the north central portion of the main manufacturing building. The Heat Treat Building contained various pieces of equipment to support the heat treat process. A description of historical operations and previous environmental investigations completed at this AOI is included in the draft CCR. The location of the former Heat Treat Building is shown on Figure 2.1.

3.14.1 CURRENT STATUS AND RECOMMENDATIONS

Due to the presence of PCB impacted concrete identified, as discussed in the draft CCR, it was recommended that the integrity of the concrete and below grade structures be evaluated during the decommissioning and demolition activities to assess the potential for a release to the environment. Documentation of this evaluation is not available. Therefore, further investigation is proposed for this area.

3.15 AOI 29: POWERHOUSE

The Powerhouse was constructed in 1920 north of the central portion of the manufacturing building to house large boilers used to create steam heat for the Site buildings. A description of historical operations and previous environmental

investigations completed at this AOI is included in the draft CCR. The location of the former Powerhouse is shown on Figure 2.1.

3.15.1 CURRENT STATUS AND RECOMMENDATIONS

Due to the presence of PCB impacted concrete identified, as discussed in the draft CCR, it was recommended that the integrity of the concrete and below grade structures be evaluated during the decommissioning and demolition activities to assess the potential for a release to the environment. Documentation of this evaluation is not available. Therefore, further investigation is proposed for this area.

3.16 AOI 30: CARPENTERS SHOP CONCRETE PAD

The Carpenters Shop was constructed in 1899. A chip containment pad was located northeast of the Carpenters Shop. A description of historical operations and previous environmental investigations completed at this AOI is included in the draft CCR. The location of the former Carpenters Shop is shown on Figure 2.1.

3.16.1 CURRENT STATUS AND RECOMMENDATIONS

Due to the presence of PCB impacted concrete identified, as discussed in the draft CCR, it was recommended that the integrity of the chip containment concrete pad be evaluated during the decommissioning and demolition activities to assess the potential for a release to the environment. Documentation of this evaluation is not available. Therefore, further investigation is proposed for this area.

3.17 AOI 31: ADJACENT PARKING LOTS

AOI 31 was previously defined as the parking lot east of the Elliot Street, between 5th Street and 7th Street. This AOI has been expanded to include all adjacent parking lots to the main manufacturing area that are owned by RACER and are currently considered part of the Site. The location of AOI 31 is presented on Figure 2.1.

Parking lot No. 1 is an approximately 0.34 acre parcel of land and is located northeast of the former Plant, near the intersection of West Willard Street and South Elliot Street. The lot is bounded to the north by West Willard Street, to the west by South Elliot Street,

to the south by a walkway, and to the east by residential property. This area was used as a parking lot for GMC employees' vehicles when the former Plant was in operation.

Parking lot No. 2 is an approximately 0.34 acre parcel of land and is located northeast of the former Plant, south of parking lot No. 1, at the intersection of West 5th Street and South Elliot Street. The lot is bounded to the north by a walkway, to the west by South Elliot Street, to the south by West 5th Street, and to the east by residential property. This area was also formerly used as a parking lot for GMC employees' vehicles.

Parking lot No. 3 is an approximately 0.38 acre parcel of land and is located east of the former Plant. The lot is bounded to the north by West 5th Street, to the west by South Elliot Street, to the south by a walkway, and to the east by residential property. This area was formerly used as a parking lot for GMC employees' vehicles.

Parking lot No. 4 is an approximately 1.16 acre parcel of land and is located east of the former Plant between the intersection of West 7th Street and South Elliot Street. The lot is bounded to the north by a walkway, to the west by South Elliot Street, to the south by West 7th Street, and to the east by residential property. Approximately two-thirds of parking lot No. 4 is currently used by M&M Bus Company employees to park vehicles. However, prior to use by M&M's employees, the lot was used as a parking lot for GMC employees' vehicles. Prior to GMC's purchase of the property, a junk yard was reportedly operated in the area by a previous owner. It was reported that approximately 6-inches of highly viscous material was removed from the surface of this area when GMC took ownership.

Parking lot No. 5 is an approximately 0.95 acre parcel of land and is located south of the former Plant, near the intersection of South Elliot Street and West 8th Street. The lot is bounded to the north by West 8th Street, to the west by residential property, to the south by West 9th Street, and to the east by South Elliot Street. This area was used as a parking lot for GMC employees' vehicles.

Parking lot No. 6 is an approximately 4.35 acre parcel of land and is located south of the former Plant, near the intersection of West 8th Street and South Sampson Street. This parking lot is bounded to the north by West 8th Street, to the west by South Sampson Street, to the south by West 9th Street, and to the east by South Birch Street. This area was used as a parking lot for GMC employees' vehicles.

CRA conducted an investigation of the adjacent parking lots in 2008 to assess the quality of the surface soils (i.e., 0 to 2 feet bgs) across the adjacent lots. Boreholes were advanced at the six adjacent parking lots to depths of approximately 5 feet bgs, utilizing

direct push technologies. Borehole locations were placed based on a grid sampling approach. A grid spacing of approximately 50 feet by 50 feet was imposed at each parking lot to ensure that soils in all areas within the parking lots were represented in the soil samples and to provide confidence that the soils in each parking lot were fully characterized. Boreholes were advanced at the center of each grid to depths of 5 feet bgs and a 5-foot macrocore was collected from each grid location. Soil cores were then screened across their entire length using a PID to determine relative concentrations of undifferentiated volatile organic vapors. Soil stratigraphy was logged in accordance with the USCS, with special attention to visual or olfactory evidence of impact. Below the asphalt surface, fill was encountered from grade to approximately 2 feet bgs and was underlain by clay and/or silty clay. The grid layout and approximate borehole locations are shown on Figure 2.1.

Two types of soil samples were collected. Discrete soil samples were collected to investigate the potential presence of VOCs in soils. Composite samples (3-point and 4-point at small and large areas, respectively) were collected from 0 to 2 feet bgs and submitted for laboratory analysis of TCL SVOCs, PCBs, and TAL metals (excluding earth metals). Discrete and composite soil samples were collected from approximately 25-percent of the grid locations using random sampling methods, since no significant PID readings were encountered during the soil investigation.

The analytical results were assessed with respect to IDEM's RISC RDCLs and IDCLs. Analytical results for discrete samples are presented in Table 3.4a, and analytical results for composite samples are presented in Table 3.4b along with IDEM's RDCLs and IDCLs for comparative reference.

In general, with the exception of minor iron staining of some soils, no qualitative or quantitative evidence of impacts were noted in the field during the investigation. In addition, with the exception of the following, no exceedances of the IDEM IDCLs were detected:

- Benzo(a)pyrene was detected above the IDEM IDCL in one composite soil sample collected at parking lot No. 4.
- Arsenic was detected above the IDEM IDCL in composite soil samples collected at each parking lot. However, arsenic concentrations were detected within the range of background concentrations, and below the industrial direct contact criterion.
- Lead was detected above the IDEM IDCL but below industrial direct contact criterion at parking lot Nos. 3 and 4.

The laboratory data report and validation memorandum are provided in Appendix B.

3.17.1 CURRENT STATUS AND RECOMMENDATIONS

With the exception of parking lot No. 4, used by M&M Bus Company for employee parking, the adjacent parking lots are no longer in use. The soil data presented herein indicates that, with the exception of benzo(a)pyrene, arsenic, and lead, analyzed parameters were not detected above IDEM RISC IDCLs. The concentrations of arsenic detected across the parking lots are believed to be within background concentrations. The concentrations of lead detected at parking lot Nos. 3 and 4 exceed IDEM's IDCL which is based on protection of groundwater but are below the industrial direct contact criterion.

Further investigation is proposed for parking lot No. 3 to delineate the vertical extent of lead impacted soil. Further investigation is proposed for parking lot No. 4 to delineate the horizontal and vertical extent benzo(a)pyrene impacted soil and to determine the vertical extent of lead impacted soil.

3.18 AOI 32: PROCESS INFRASTRUCTURE (VARIOUS)

Process infrastructure includes various pits, sumps, and trenches located throughout the manufacturing building, including the pits below the four Henry™ filters, Harpoon™ chip conveyors, and quench oil tanks located in the Heat Treat Building. A description of historical operations and previous environmental investigations completed at this AOI is included in the draft CCR. This infrastructure was located throughout the manufacturing building and is therefore only listed (and not shown) on Figure 2.1 as an AOI.

3.18.1 CURRENT STATUS AND RECOMMENDATIONS

Residual material in plant pits, sumps, and trenches were addressed as part of the decommissioning activities. Following cleaning and decommissioning activities associated with plant pits, sumps, and trenches, an inspection program was implemented to identify evidence of potential releases to the environment. At some locations, the information provided was adequate to determine the integrity of the below grade structures. Where insufficient information was available to determine the integrity of below grade structures, it is assumed that the structure(s) was found in "fair"

condition. The locations and conditions of pits, sumps, and trenches are shown on Figure 3.1.

As shown on Figure 3.1, some below grade infrastructure was found to have poor integrity. The potential for process infrastructure (i.e., pits, sumps, and trenches) with poor integrity to result in a release to the environment is moderate to high. Therefore, further action is proposed for this AOI. For those structures identified as having poor integrity and/or those locations where insufficient documentation is available to conclude the condition of the below grade structure was good, further investigation may be required.

3.19 AOI 35: ON-SITE GROUNDWATER

Documented releases to the environment resulting from manufacturing operations at the Site have occurred over time. It is believed that some of these have impacted groundwater at the Site. Various investigations have been conducted to evaluate the potential contaminants in groundwater at the Site. A description of previous Site-wide groundwater investigations is included in the draft CCR. Table 3.5 and Figures 3.2 through 3.5 are provided to update the Site-wide groundwater data set with the groundwater investigations conducted since the draft CCR was prepared. Site-wide groundwater was collected in late 2008 and early 2009 for laboratory analysis of TCL VOCs, TCL SVOCs, and TAL metals and in 2010 for PCB and lead.

3.19.1 CURRENT STATUS AND RECOMMENDATIONS

Impacts to groundwater are observed at various locations across the Site. The potential on-Site sources of groundwater impacts have not been fully defined. Therefore, further investigation is proposed for this AOI.

3.20 AOI 36: OFF-SITE GROUNDWATER

As discussed in the draft CCR, it is believed that tetrachloroethene (PCE) groundwater impacts identified on-Site may be attributable to off Site sources. The draft CCR recommended that downgradient groundwater uses in the vicinity of the Site be determined and that the extent of groundwater impacts downgradient of the Site be assessed prior to ongoing groundwater plume stability monitoring.

A description of previous assessments of potential off-Site groundwater sources is provided in the draft CCR. Since completing the draft CCR, CRA conducted a door-to-door survey of selected properties downgradient of the Site in December 2010 to inquire about the presence or absence of groundwater wells on the property and confirm the construction style of buildings on the downgradient properties. CRA did not identify the presence of water wells visually or through interviews with persons knowledgeable about the selected properties. Ten structures were identified with basements or crawlspaces, and seven residential structures were identified.

In January 2011, five boreholes were advanced at and downgradient of the Site to facilitate the installation of groundwater monitoring wells (i.e., MW40-11 through MW44-11), as shown on Figure 3.6. Each monitoring well was developed using a bladder pump with dedicated polyethylene tubing, and groundwater samples were collected using low-flow sampling protocols for laboratory analysis of Target Compound List (TCL) VOCs.

Chloroform, TCE, cis-1,2-DCE, and trans-1,2-DCE were detected above the laboratory reporting limit at one or more sampled location. However, with the exception of TCE detected at off-Site monitoring well MW40-11, the concentrations of detected parameters in groundwater meet the IDEM RDCLs and vapor intrusion screening levels. TCE was detected at monitoring well MW40-11 in the parent and field duplicate samples at a concentration of 0.027 and 0.028 mg/L, respectively, which exceeds the IDEM RDCL of 0.005 mg/L but meets the IDCL of 0.031 mg/L. Similarly, the detected concentrations of TCE at MW40-11 exceed the residential vapor intrusion screening level of 0.0046 mg/L, but meets the industrial vapor intrusion screening level of 0.030 mg/L. MW40-11 is located in an area of commercial/industrial land use and, therefore, the groundwater meets the applicable RISC Default Closure Levels and vapor intrusion screening levels.

The 2011 groundwater analytical data for off-Site downgradient monitoring wells are summarized in Table 3.6. A copy of the laboratory analytical data report and data validation memo is provided in Attachment B.

3.20.1 CURRENT STATUS AND RECOMMENDATIONS

The recent off-Site groundwater investigation conducted confirmed that there are no groundwater users immediately downgradient of the Site and that groundwater downgradient of the Site meets the applicable Default Closure Levels for the surrounding land use. Further action is recommended for this AOI to assess the stability of the PCE groundwater plume and that of its daughter products.

4.0 CONFIRMATION OF PCB SELF IMPLEMENTING PLAN COMPLETION

Prior to decommissioning and demolition of the above grade structures at the Site, O'Brien and Gere (OBG) prepared a *Notification of Self-Implementing PCB Cleanup and Disposal Approval Work Plan* (OBG, October 2006) for the Site. The Self-Implementing Plan (SIP) addressed flooring, structural metal, residual materials in sumps, roofing material and PCB equipment. PCB impacted flooring was identified at the following AOIs:

- AOI 3 – SWMU 3 – Hazardous Waste Storage Building
- AOI 25 – East Shipping and Receiving Dock
- AOI 26 – Locker Room Entrance/Cell 62
- AOI 27 – Tool Hardening Area
- AOI 28 – Heat Treat Building
- AOI 29 – Powerhouse
- AOI 30 – Carpenters Shop Concrete Pad

In accordance with the SIP, PCB impacted flooring was to be cleaned of residual debris after demolition of the facility's structures. Following cleaning, if PCB verification sampling indicated the presence of PCBs acceptable levels, PCB impacted flooring would be sealed. Based on CRA's review of preliminary documentation the following areas were sealed:

- AOI 3 – SWMU 3 – Hazardous Waste Storage Building
- AOI 25 – East Shipping and Receiving Dock
- AOI 26 – Locker Room Entrance/Cell 62
- AOI 27 – Tool Hardening Area
- AOI 28 – Heat Treat Building
- AOI 29 – Powerhouse

Confirmation of PCB impacted floor sealing is required.

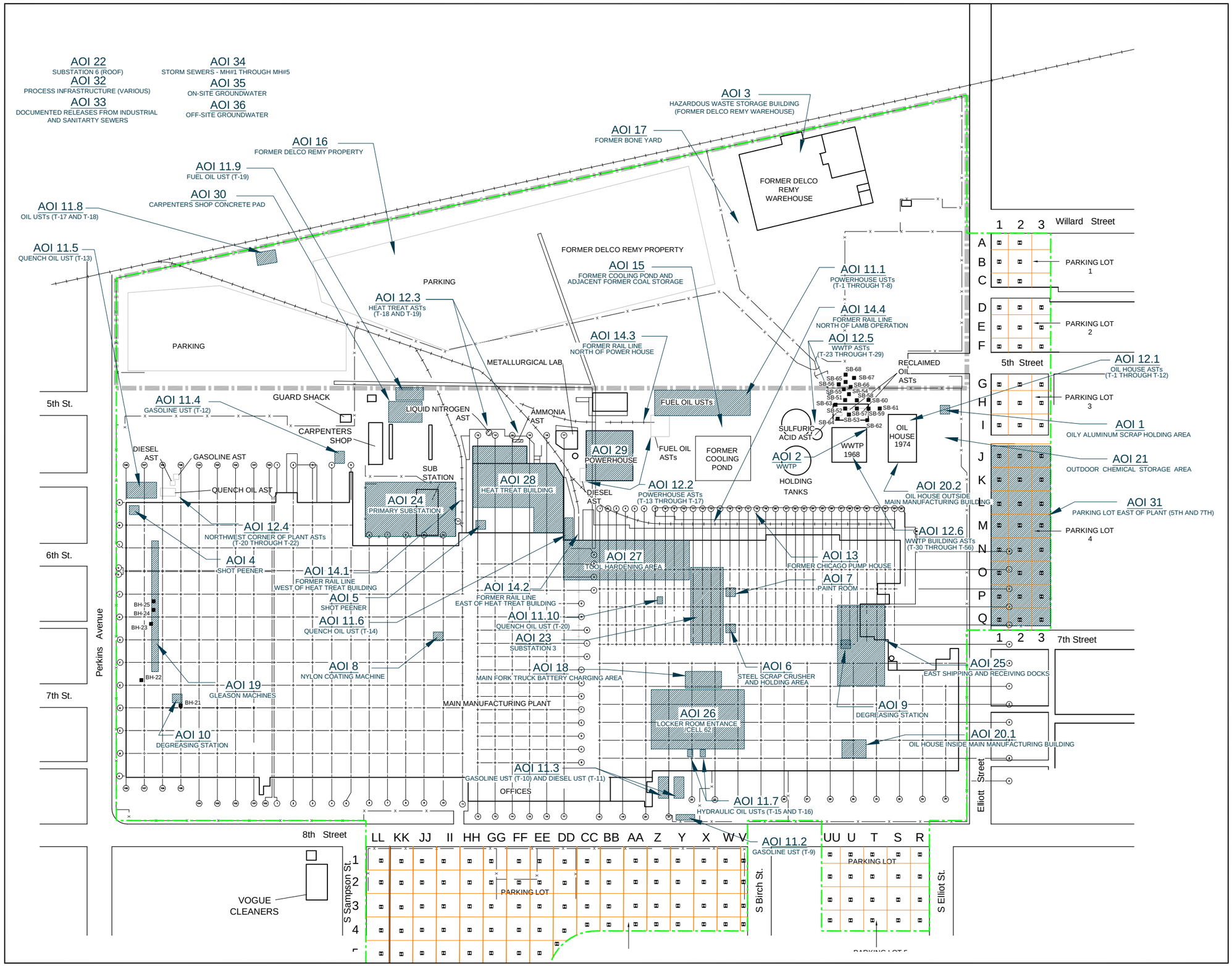

LIST OF AOIs

AOI 1. SWMU 1 – OILY ALUMINUM SCRAP HOLDING AREA
AOI 2. SWMU 2 – WWTP
AOI 3. SWMU 3 – HAZARDOUS WASTE STORAGE BUILDING (FORMER DELCO REMY WAREHOUSE) (1)
AOI 4. SWMU 4 – SHOT PEENER
AOI 5. SWMU 5 – SHOT PEENER
AOI 6. SWMU 6 – STEEL SCRAP CRUSHER AND HOLDING AREA
AOI 7. SWMU 7 – PAINT ROOM
AOI 8. SWMU 8 – NYLON COATING MACHINE
AOI 9. SWMU 9 – DEGREASING STATION
AOI 10. SWMU 10 – DEGREASING STATION
AOI 11. USTS
- AOI 11.1 POWERHOUSE USTs (T-1 THROUGH T-8)
- AOI 11.2 GASOLINE UST (T-9)
- AOI 11.3 GASOLINE UST (T-10) AND DIESEL UST (T-11)
- AOI 11.4 GASOLINE UST (T-12)
- AOI 11.5 QUENCH OIL UST (T-13)
- AOI 11.6 QUENCH OIL UST (T-14)
- AOI 11.7 HYDRAULIC OIL USTs (T-15 AND T-16)
- AOI 11.8 OIL USTs (T-17 AND T-18)
- AOI 11.9 FUEL OIL UST (T-19)
- AOI 11.10 QUENCH OIL UST (T-20)

AOI 12. ASTS
- AOI 12.1 OIL HOUSE ASTS (T-1 THROUGH T-12)
- AOI 12.2 POWERHOUSE ASTS (T-13 THROUGH T-17)
- AOI 12.3 HEAT TREAT ASTS (T-18 AND T-19)
- AOI 12.4 NORTHWEST CORNER OF PLANT ASTS (T-20 THROUGH T-22)
- AOI 12.5 WWTP ASTS (T-23 THROUGH T-29)
- AOI 12.6 WWTP BUILDING ASTS (T-30 THROUGH T-56)

AOI 13. FORMER CHICAGO PUMP HOUSE
AOI 14. FORMER RAIL LINES
- AOI 14.1 FORMER RAIL LINE WEST OF HEAT TREAT BUILDING
- AOI 14.2 FORMER RAIL LINE EAST OF HEAT TREAT BUILDING
- AOI 14.3 FORMER RAIL LINE NORTH OF POWERHOUSE
- AOI 14.4 FORMER RAIL LINE NORTH OF LAMB OPERATION

AOI 15. FORMER COOLING POND AND ADJACENT FORMER COAL STORAGE
AOI 16. FORMER DELCO REMY PROPERTY
AOI 17. FORMER BONE YARD
AOI 18. MAIN FORK TRUCK BATTERY CHARGING AREA
AOI 19. GLEASON MACHINES
AOI 20. OIL HOUSES
- AOI 20.1 OIL HOUSE INSIDE MAIN MANUFACTURING BUILDING
- AOI 20.2 OIL HOUSE OUTSIDE MAIN MANUFACTURING BUILDING

AOI 21. OUTDOOR CHEMICAL STORAGE AREA
AOI 22. SUBSTATION 6
AOI 23. SUBSTATION 3 (3)
AOI 24. PRIMARY SUBSTATION (3)
AOI 25. EAST SHIPPING AND RECEIVING DOCKS (3)
AOI 26. LOCKER ROOM ENTRANCE/CELL 62 (3)
AOI 27. TOOL HARDENING AREA (3)
AOI 28. HEAT TREAT BUILDING (3)
AOI 29. POWERHOUSE (3)
AOI 30. CARPENTERS SHOP CONCRETE PAD (3)
AOI 31. PARKING LOT EAST OF PLANT (5TH & 7TH)
AOI 32. PROCESS INFRASTRUCTURE (VARIOUS) (2)
AOI 33. DOCUMENTED RELEASES FROM INDUSTRIAL AND SANITARY SEWERS
AOI 34. STORM SEWERS - MH#1 THROUGH MH#5
AOI 35. ON-SITE GROUNDWATER
AOI 36. OFF-SITE GROUNDWATER

Notes:(1) – Former Delco Remy Warehouse AOI includes PCB impacted areas
(2) – Process Infrastructure includes plant pits, sumps, and trenches
(3) – AOI due to PCB impacted areas (per O'Brien and Gere Report)

SCALE VERIFICATION

THIS BAR MEASURES 1" ON ORIGINAL. ADJUST SCALE ACCORDINGLY.

LOCATIONS OF AOIs

CCR SUPPLEMENT

FORMER MANUAL TRANSMISSIONS OF MUNCIE
MUNCIE, INDIANA

CONESTOGA-ROVERS & ASSOCIATES

Source Reference:			
Project Manager: S.R.	Reviewed By: J.B.	Date: APRIL 2011	
Scale: 1"=100'	Project N°: 017324-00	Report N°: 006	Drawing N°: 2.1

017324-00(006)GN-SC003 MAR 30/2011

N¤	Revision	Date	Initial

0 50 100ft

LEGEND

- RAILROAD
- FENCE
- APPROXIMATE SITE BOUNDARY
- APPROXIMATE FORMER DELCO REMY PROPERTY BOUNDARY
- TUNNEL
- APPROXIMATE LOCATION OF AST
- PIT, SUMP OR TRENCH IN GOOD CONDITION
- PIT, SUMP OR TRENCH IN FAIR OR UNDEFINED CONDITION
- PIT, SUMP OR TRENCH IN POOR CONDITION

SCALE VERIFICATION

THIS BAR MEASURES 1" ON ORIGINAL. ADJUST SCALE ACCORDINGLY.

Approved

DRAWING STATUS

Status	Date	Initial

APPROXIMATE LOCATIONS OF PITS, SUMPS AND TRENCHES

CCR SUPPLEMENT

FORMER MANUAL TRANSMISSIONS OF MUNCIE
MUNCIE, INDIANA

CONESTOGA-ROVERS & ASSOCIATES

Source Reference:

Project Manager:	Reviewed By:	Date:	
S.R.	J.B.	APRIL 2011	
Scale: 1" = 100'	Project N¤: 017324-00	Report N¤: 006	Drawing N¤: 3.1

017324-00(006)GN-SC013 MAR 30/2011

MW-29	10/1/2000	3/26/2001	10/9/2002	7/20/2004	4/27/2005	10/18/2005	5/10/2006	11/12/2008
VOCs								
1,1-Dichloroethene	0.0032	U	0.025 U	0.01 U	0.025 U	0.012 U	0.012 U	0.067 U
Benzene	U	U	0.025 U	0.01 U	0.025 U	0.012 U	0.012 U	0.067 U
cis-1,2-Dichloroethene	0.091	0.03	0.64	0.33	0.52	0.41	0.27	1.9
Methylene chloride	U	U	0.014 J	0.01 U	0.025 U	0.012 U	0.0085 J	0.067 U
Tetrachloroethene	U	U	0.025 U	0.01 U	0.025 U	0.012 U	0.012 U	0.067 U
trans-1,2-Dichloroethene	0.03	0.0089	0.17	0.08	0.19	0.12	0.076	0.36
Trichloroethene	0.16	0.051	0.8	0.29	0.83	0.4 J	0.34	0.3
Vinyl chloride	0.021	0.013	0.012 J	0.01	0.011 J	0.01 J	0.0076 J	0.067 U

PW-02	10/1/2000	3/26/2001	10/10/2002	7/23/2004	4/27/2005	10/18/2005	5/10/2006	11/12/2008
VOCs								
1,1-Dichloroethene	0.017	U	0.008 U	0.004 U	0.0025 U	0.001 U/0.001 U	0.0033 U	0.0033 U
Benzene	U	U	0.008 U	0.004 U	0.0025 U	0.001 U/0.001 U	0.0033 U	0.0033 U
cis-1,2-Dichloroethene	0.82	0.58	0.24	0.1	0.065	0.038/0.037	0.083	0.097
Methylene chloride	U	U	0.04 U	0.004 U	0.0025 U	0.001 U/0.001 U	0.0033 UJ	0.0033 U
Tetrachloroethene	U	U	0.008 U	0.00092 J	0.0025 U	0.001 U/0.001 U	0.0033 U	0.0033 U
trans-1,2-Dichloroethene	0.18	0.099	0.043	0.025	0.015	0.0078/0.0075	0.018	0.025
Trichloroethene	0.9	0.34	0.065	0.071	0.072	0.03/0.03	0.12	0.059
Vinyl chloride	0.033	0.015	0.0068 J	0.002 J	0.0053	0.0026/0.0021	0.0023 J	0.0037

MW-26	10/1/2000	3/27/2001	10/9/2002	7/20/2004	4/27/2005	5/9/2006	11/12/2008
VOCs							
1,1-Dichloroethene	U	U	0.02 U	0.017 U/0.02 U	0.012 U	0.013 U	0.017 U
Benzene	U	U	0.02 U	0.017 U/0.02 U	0.012 U	0.013 U	0.017 U
cis-1,2-Dichloroethene	0.57	0.58	0.48	0.51/0.44	0.35	0.43	0.5
Methylene chloride	U	U	0.1 U	0.017 U/0.02 U	0.012 U	0.013 UJ	0.017 U
Tetrachloroethene	U	U	0.02 U	0.017 U/0.02 U	0.012 U	0.013 U	0.017 U
trans-1,2-Dichloroethene	0.2	0.17	0.18	0.17/0.15	0.14	0.17	0.24
Trichloroethene	0.8	0.55	0.41	0.37/0.33	0.27	0.38	0.38
Vinyl chloride	U	U	0.02 U	0.017 U/0.02 U	0.012 U	0.013 U	0.017 U

PW-01	10/10/2002	7/23/2004	4/27/2005	5/9/2006	11/12/2008
VOCs					
1,1-Dichloroethene	0.0025 U	0.004 U	0.0025 U	0.0017 U	0.0033 U
Benzene	0.0025 U	0.004 U	0.0025 U	0.0017 U	0.0033 U
cis-1,2-Dichloroethene	0.034	0.03	0.039	0.052	0.044
Methylene chloride	0.012 U	0.004 U	0.0025 U	0.0017 UJ	0.0033 U
Tetrachloroethene	0.0025 U	0.096	0.0025 U	0.0017 U	0.0033 U
trans-1,2-Dichloroethene	0.048	0.042	0.055	0.047	0.085
Trichloroethene	0.089	0.064	0.076	0.044	0.097
Vinyl chloride	0.0025 U	0.004 U	0.0008 J	0.00065 J	0.0033 U

MW-5	3/27/2001	10/10/2002	7/21/2004	4/27/2005	5/9/2006	11/13/20
VOCs						
1,1-Dichloroethene	U	0.001 U	0.001 U	0.001 U/0.001 U	0.001 U	0.001
Benzene	U	0.001 U	0.001 U	0.001 U/0.001 U	0.001 U	0.001
cis-1,2-Dichloroethene	U	0.001 U	0.0034 J	0.0014/0.0014	0.0025	0.001
Methylene chloride	U	0.005 U	0.001 U	0.001 U/0.001 U	0.001 UJ	0.001
Tetrachloroethene	U	0.001 U	0.001 U	0.001 U/0.001 U	0.001 U	0.001
trans-1,2-Dichloroethene	U	0.001 U	0.0016 J	0.00044 J/0.00041 J	0.0015	0.001
Trichloroethene	U	0.001 U	0.0083 J	0.0036/0.0035	0.005	0.001
Vinyl chloride	U	0.001 U	0.001 U	0.001 U/0.001 U	0.001 U	0.001

MW-4	10/1/2000	3/28/2001	10/9/2002	7/20/2004	4/26/2005	10/18/2005	5/9/2006	11/12/2008
VOCs								
1,1-Dichloroethene	0.0032	U	0.004 U	0.001 U	0.001 U	0.001 U	0.001 U	0.001 U
Benzene	U	U	0.004 U	0.001 U	0.001 U	0.001 U	0.001 U	0.001 U
cis-1,2-Dichloroethene	0.14	0.1	0.1	0.018	0.0032	0.0035	0.0013	0.014
Methylene chloride	U	U	0.02 U	0.001 U	0.001 U	0.001 U	0.001 UJ	0.001 U
Tetrachloroethene	U	U	0.004 U	0.001 U	0.001 U	0.001 U	0.001 U	0.001 U
trans-1,2-Dichloroethene	0.022	0.015	0.014	0.00099 J	0.0004 J	0.00047 J	0.001 U	0.001 U
Trichloroethene	U	U	0.004 U	0.001 U	0.0005 J	0.001 U	0.001 U	0.001 U
Vinyl chloride	0.044	0.028	0.034	0.014	0.0017	0.0029	0.00095 J	0.0067

MW-27	10/1/2000	3/26/2001	10/10/2002	7/20/2004	4/27/2005	5/9/2006	11/12/2008
VOCs							
1,1-Dichloroethene	U	U	0.001 U	0.001 U	0.001 U	0.001 U/0.001 U	0.001 U
Benzene	U	U	0.001 U	0.001 U	0.001 U	0.001 U/0.001 U	0.001 U
cis-1,2-Dichloroethene	0.017	0.0025	0.00046 J	0.0033	0.002	0.00035 J/0.00032 J	0.001 U
Methylene chloride	U	U	0.005 U	0.001 U	0.001 U	0.001 UJ/0.001 UJ	0.001 U
Tetrachloroethene	U	U	0.001 U	0.001 U	0.001 U	0.001 U/0.001 U	0.001 U
trans-1,2-Dichloroethene	0.0039	U	0.001 U	0.0011	0.00046 J	0.001 U/0.001 U	0.001 U
Trichloroethene	0.027 J	0.0048	0.001 U	0.0056	0.0032	0.001 U/0.001 U	0.001 U
Vinyl chloride	U	U	0.001 U	0.001 U	0.001 U	0.001 U/0.001 U	0.001 U

MW-3	10/1/2000	3/26/2001	10/9/2002	7/20/2004	4/26/2005	10/18/2005	5/9/2006	11/11/2008
VOCs								
1,1-Dichloroethene	U	U	0.001 U	0.001 U	0.001 U	0.001 U	0.001 U	0.001 U/0.001 U
Benzene	U	U	0.001 U	0.001 U	0.001 U	0.001 U	0.001 U	0.001 U/0.001 U
cis-1,2-Dichloroethene	0.013	0.0045	0.001 U	0.00096 J	0.001 U	0.001 U	0.001 U	0.001 U/0.001 U
Methylene chloride	U	U	0.005 U	0.001 U	0.001 U	0.001 U	0.001 UJ	0.001 U/0.001 U
Tetrachloroethene	U	U	0.001 U	0.001 U	0.001 U	0.001 U	0.001 U	0.001 U/0.001 U
trans-1,2-Dichloroethene	U	0.0018	0.001 U	0.001 U	0.001 U	0.001 U	0.001 U	0.001 U/0.001 U
Trichloroethene	0.0019	U	0.001 U	0.00029 J	0.001 U	0.001 U	0.001 U	0.001 U/0.001 U
Vinyl chloride	U	U	0.001 U	0.001 U	0.001 U	0.001 U	0.001 U	0.001 U/0.001 U

MW-28	10/1/2000	3/28/2001	10/10/2002	7/21/2004	4/27/2005	5/9/2006	11/13/2008
VOCs							
1,1-Dichloroethene	U	U	0.001 U	0.00037 J/0.001 U	0.00044 J	0.001 U	0.001 U
Benzene	U	U	0.001 U	0.001 U/0.001 U	0.001 U	0.001 U	0.001 U
cis-1,2-Dichloroethene	U	U	0.001 U	0.00065 J/0.00055 J	0.013	0.0031	0.001 U
Methylene chloride	U	U	0.005 U	0.001 U/0.001 U	0.001 U	0.001 UJ	0.001 U
Tetrachloroethene	U	U	0.001 U	0.001 U/0.001 U	0.001 U	0.001 U	0.001 U
trans-1,2-Dichloroethene	U	U	0.001 U	0.001 U/0.001 U	0.007	0.0016	0.001 U
Trichloroethene	U	U	0.001 U	0.0013/0.0013	0.033	0.0055	0.001 U
Vinyl chloride	U	U	0.001 U	0.001 U/0.001 U	0.001 U	0.001 U	0.001 U

MW-25	10/1/2000	3/27/2001	10/9/2002	7/20/2004	4/26/2005	10/18/2005	5/10/2006	11/11/2008
VOCs								
1,1-Dichloroethene	U	U	0.001 U/0.001 U	0.0017 U	0.00019 J	0.001 U	0.001 U	0.001 U
Benzene	U	U	0.001 U/0.001 U	0.0017 U	0.001 U	0.001 U	0.001 U	0.001 U
cis-1,2-Dichloroethene	0.022	0.012	0.022/0.022	0.038	0.033	0.027	0.037	0.026
Methylene chloride	U	U	0.005 U/0.005 U	0.0017 U	0.001 U	0.001 U	0.001 U	0.001 U
Tetrachloroethene	U	U	0.001 U/0.001 U	0.0017 U	0.001 U	0.001 U	0.001 U	0.001 U
trans-1,2-Dichloroethene	0.005	0.0068	0.0028/0.0027	0.0058	0.0068	0.0066	0.0065	0.012
Trichloroethene	0.024	0.0059	0.011/0.01	0.0074	0.0062	0.0058	0.0071	0.0058
Vinyl chloride	U	0.0013	0.00078 J/0.00068 J	0.0023	0.0013	0.002	0.0018	0.0013

MW-30	10/1/2000	3/27/2001	10/10/2002	7/21/2004	4/27/2005	5/10/2006	11/13/2008
VOCs							
1,1-Dichloroethene	U	U	0.001 U	0.001 U	0.001 U	0.001 U	0.001 U
Benzene	U	U	0.001 U	0.001 U	0.001 U	0.001 U	0.001 U
cis-1,2-Dichloroethene	U	U	0.001 U	0.0067 J	0.00052 J	0.0029	0.001 U
Methylene chloride	U	U	0.005 U	0.001 U	0.001 U	0.001 U	0.001 U
Tetrachloroethene	U	U	0.001 U	0.001 U	0.001 U	0.001 U	0.001 U
trans-1,2-Dichloroethene	U	U	0.001 U	0.0029 J	0.00016 J	0.00096 J	0.001 U
Trichloroethene	U	U	0.001 U	0.012 J	0.0016	0.0079	0.001 U
Vinyl chloride	U	U	0.00055 J	0.00089 J	0.0011	0.0012	0.0011

MW-11	10/10/2002	7/21/2004	4/28/2005	10/19/2005	5/10/2006	11/14/2008
VOCs						
1,1-Dichloroethene	0.001 U	0.001 U	0.001 U	0.001 U	0.001 U	0.001 U
Benzene	0.001 U	0.001 U	0.001 UJ	0.001 U	0.001 U	0.001 U
cis-1,2-Dichloroethene	0.001 U	0.0022 J	0.002 U	0.001 U	0.00057 J	0.001 U
Methylene chloride	0.005 U	0.001 U	0.001 U	0.001 UJ	0.001 U	0.001 U
Tetrachloroethene	0.001 U	0.001 U	0.001 U	0.001 U	0.001 U	0.001 U
trans-1,2-Dichloroethene	0.001 U	0.00089 J	0.001 U	0.001 U	0.00022 J	0.001 U
Trichloroethene	0.001 U	0.02 J	0.0032 U	0.001 U	0.014	0.001 U
Vinyl chloride	0.001 U	0.001 U	0.00048 J	0.001 U	0.001 U	0.001 U

MW-12	10/1/2000	3/27/2001	10/9/2002	7/20/2004	4/26/2005	10/18/2005	5/8/2006	11/11/2008
VOCs								
1,1-Dichloroethene	U	U	0.001 U	0.001 U	0.001 U	0.001 U	0.001 U	0.001 U
Benzene	U	U	0.001 U	0.001 U	0.001 U	0.001 U	0.001 U	0.001 U
cis-1,2-Dichloroethene	U	U	0.001 U	0.001 U	0.001 U	0.001 U	0.001 U	0.001 U
Methylene chloride	U	U	0.005 U	0.001 U	0.001 U	0.001 U	0.001 UJ	0.001 U
Tetrachloroethene	U	U	0.001 U	0.001 U	0.001 U	0.001 U	0.001 U	0.001 U
trans-1,2-Dichloroethene	U	U	0.001 U	0.001 U	0.001 U	0.001 U	0.001 U	0.001 U
Trichloroethene	0.0014	0.0013	0.00064 J	0.0013	0.00078 J	0.00071 J	0.0008 J	0.0011
Vinyl chloride	U	U	0.001 U	0.001 U	0.001 U	0.001 U	0.001 U	0.001 U

MW-9	10/10/2002	7/22/2004	4/28/2005	10/20/2005	5/11/2006	11/11/2008
VOCs						
1,1-Dichloroethene	0.001 U/0.001 U	0.001 U	0.001 U	0.001 U	0.001 U	0.001 U
Benzene	0.001 U/0.001 U	0.001 U	0.001 U	0.001 U	0.001 U	0.001 U
cis-1,2-Dichloroethene	0.0012/0.0011	0.003	0.001 U	0.001	0.0013 U	0.001 U
Methylene chloride	0.005 U/0.005 U	0.001 U	0.001 U	0.001 UJ	0.001 UJ	0.001 U
Tetrachloroethene	0.001 U/0.001 U	0.00042 J	0.001 U	0.0042	0.001 U	0.001 U
trans-1,2-Dichloroethene	0.001 U/0.001 U	0.0011 J	0.001 U	0.001 U	0.00016 J	0.001 U
Trichloroethene	0.001 U/0.001 U	0.013	0.0069 U	0.00049 J	0.0019 U	0.001 U
Vinyl chloride	0.014/0.013	0.012	0.0089	0.011	0.0079	0.012

MW-18	10/1/2000	3/27/2001	10/10/2002	7/23/2004	4/28/2005	10/19/2005	5/11/2006	1/7/2009
VOCs								
1,1-Dichloroethene	U	U	0.001 U	0.001 U	0.001 U	0.001 U	0.001 U	0.001 U
Benzene	U	U	0.001 U	0.001 U	0.001 U	0.001 U	0.001 U	0.001 U
cis-1,2-Dichloroethene	U	U	0.001 U	0.00062 J	0.0012 U	0.0029	0.001 U	0.0035
Methylene chloride	U	U	0.005 U	0.001 U	0.001 U	0.001 UJ	0.001 UJ	0.001 U
Tetrachloroethene	0.0013	U	0.001 U	0.001	0.001 U	0.001 U	0.001 U	0.0078
trans-1,2-Dichloroethene	U	-	0.001 U	0.001 U	0.001 U	0.0011	0.001 U	0.0054
Trichloroethene	U	U	0.001 U	0.0034	0.02 U	0.038	0.0077	0.0027
Vinyl chloride	U	U	0.001 U	0.001 U	0.001 U	0.001 U	0.001 U	0.001 U

MW-23	7/21/2004	11/17/2008
VOCs		
1,1-Dichloroethene	0.001 U	0.001 U
Benzene	0.001 U	0.001 U
cis-1,2-Dichloroethene	0.0037	0.001 U
Methylene chloride	0.001 U	0.001 U
Tetrachloroethene	0.001 U	0.001 U
trans-1,2-Dichloroethene	0.00076 J	0.001 U
Trichloroethene	0.0033	0.001 U
Vinyl chloride	0.001 U	0.001 U

MW-33	10/1/2000	3/27/2001	10/10/2002	7/21/2004	4/27/2005	5/10/2006	11/13/20
VOCs							
1,1-Dichloroethene	U	U	0.02 U	0.012 U	0.012 U	0.004 U/0.004 U	0.017 U
Benzene	U	U	0.02 U	0.012 U	0.012 U	0.004 U/0.004 U	0.017 U
cis-1,2-Dichloroethene	0.012	U	0.0094 J	0.0074 J	0.0093 J	0.0083/0.0079	0.017 U
Methylene chloride	U	U	0.1 U	0.012 U	0.012 U	0.004 U/0.004 U	0.017 U
Tetrachloroethene	U	0.02	0.02 U	0.012 U	0.012 U	0.004 U/0.004 U	0.017 U
trans-1,2-Dichloroethene	0.015	0.012	0.0077 J	0.0039 J	0.0053 J	0.0021 J/0.0016 J	0.017 U
Trichloroethene	1.2	0.81	0.58	0.31 J	0.34	0.39/0.38	0.53
Vinyl chloride	U	U	0.02 U	0.012 U	0.012 U	0.004 U/0.004 U	0.017 U

MW-16	10/1/2000	3/27/2001	10/10/2002	4/28/2005	10/19/2005	5/9/2006	1/7/2009
VOCs							
1,1-Dichloroethene	U	U	0.001 U	0.001 U	0.001 U/0.001 U	0.001 U	0.001 U
Benzene	U	U	0.001 U	0.001 U	0.001 U/0.001 U	0.001 U	0.001 U
cis-1,2-Dichloroethene	U	U	0.001 U	0.0013 U	0.001 U/0.001 U	0.001 U	0.001 U
Methylene chloride	U	U	0.005 U	0.001 U	0.001 UJ/0.001 UJ	0.001 UJ	0.001 U
Tetrachloroethene	0.0017	0.0018	0.002	0.0014	0.0015/0.0015	0.0016	0.0018
trans-1,2-Dichloroethene	U	U	0.001 U	0.001 U	0.001 U/0.001 U	0.001 U	0.001 U
Trichloroethene	0.004	0.0031	0.0026	0.0086 U	0.0018 U/0.0018 U	0.0012	0.00083 J
Vinyl chloride	U	U	0.001 U	0.001 U	0.001 U/0.001 U	0.001 U	0.001 U

MW-32	10/1/2000	3/27/2001	10/24/2002	7/21/2004	4/28/2005	10/19/2005	5/10/2006	11/14/20
VOCs								
1,1-Dichloroethene	U	U	0.033 U/0.033 U	0.014 U	0.02 U	0.01 U	0.0083 U	0.025 U
Benzene	U	U	0.033 U/0.033 U	0.014 U	0.02 U	0.01 U	0.0083 U	0.025 U
cis-1,2-Dichloroethene	0.036	0.045	0.033/0.033	0.021	0.023	0.026	0.019	0.036
Methylene chloride	U	U	0.17 UJ/0.17 UJ	0.014 U	0.02 U	0.01 UJ	0.0083 U	0.025 U
Tetrachloroethene	U	0.037	0.033 U/0.033 U	0.014 U	0.02 U	0.01 U	0.0083 U	0.025 U
trans-1,2-Dichloroethene	0.033	0.031	0.029 J/0.027 J	0.016	0.012 J	0.012	0.0084	0.025 U
Trichloroethene	1.8	1.3	0.76/0.86	0.55 J	0.45	0.52	0.61	0.84
Vinyl chloride	U	U	0.033 U/0.033 U	0.014 U	0.02 U	0.01 U	0.0083 U	0.025 U

MW-6	10/1/2000	3/27/2001	10/10/2002	5/10/2006
VOCs				
1,1-Dichloroethene	0.0055	0.0017	0.00083 J	0.00044 J
Benzene	U	U	0.001 U	0.001 U
cis-1,2-Dichloroethene	0.015	0.009	0.0048	0.0037
Methylene chloride	U	U	0.005 U	0.001 U
Tetrachloroethene	U	U	0.001 U	0.001 U
trans-1,2-Dichloroethene	0.0011	U	0.001 U	0.001 U
Trichloroethene	0.0011	U	0.00048 J	0.001 U
Vinyl chloride	0.0034	0.0024	0.00093 J	0.0027

MW-19	1/7/2009
VOCs	
1,1-Dichloroethene	0.001 U
Benzene	0.001 U
cis-1,2-Dichloroethene	0.001 U
Methylene chloride	0.001 U
Tetrachloroethene	0.001 U
trans-1,2-Dichloroethene	0.001 U
Trichloroethene	0.001 U
Vinyl chloride	0.001 U

MW-24	10/9/2002	7/21/2004	5/10/2006	11/14/2008
VOCs				
1,1-Dichloroethene	0.001 U	0.0017 U	0.001 U	0.001 U
Benzene	0.001 U	0.0017 U	0.001 U	0.001 U
cis-1,2-Dichloroethene	0.001 U	0.004	0.001 U	0.001 U
Methylene chloride	0.005 U	0.0017 U	0.001 U	0.001 U
Tetrachloroethene	0.001 U	0.0017 U	0.001 U	0.001 U
trans-1,2-Dichloroethene	0.001 U	0.0015 J	0.001 U	0.001 U
Trichloroethene	0.001 U	0.046	0.0018 U	0.001 U
Vinyl chloride	0.001 U	0.0017 U	0.001 U	0.001 U

MW-21A	10/1/2000	10/9/2002	7/23/2004	11/4/2004	4/28/2005	10/18/2005	5/11/2006
VOCs							
1,1-Dichloroethene	U	0.001 U	0.002 U	-	0.002 U	0.001 U	0.0025 U
Benzene	0.025	0.028	0.013	0.022/0.024	0.016	0.0092	0.011
cis-1,2-Dichloroethene	0.0031	0.0015	0.0033	-	0.0037 U	0.019	0.0025 U
Methylene chloride	U	0.005 U	0.002 U	-	0.002 U	0.001 U	0.0025 UJ
Tetrachloroethene	U	0.001 U	0.065	-	0.002 U	0.001 U	0.0025 U
trans-1,2-Dichloroethene	U	0.001 U	0.002 U	-	0.002 U	0.0067	0.0025 U
Trichloroethene	U	0.001 U	0.001 J	-	0.011 U	0.032	0.003
Vinyl chloride	0.0044	0.0018	0.004	-	0.0024	0.0035	0.0025

MW-22	10/10/2002	7/21/2004	4/28/2005	10/19/2005	5/9/2006	1/7/200
VOCs						
1,1-Dichloroethene	0.001 U/0.001 U	0.001 U	0.001 U	0.001 U	0.001 U	0.001
Benzene	0.001 U/0.001 U	0.001 U	0.001 U	0.001 U	0.001 U	0.001
cis-1,2-Dichloroethene	0.001 U/0.001 U	0.00094 J	0.001 U	0.0012 U	0.001 U	0.001
Methylene chloride	0.005 U/0.005 U	0.001 U	0.001 U	0.001 UJ	0.001 UJ	0.001
Tetrachloroethene	0.001 U/0.001 U	0.001 U	0.001 U	0.001 U	0.001 U	0.001
trans-1,2-Dichloroethene	0.001 U/0.001 U	0.00044 J	0.001 U	0.001 U	0.001 U	0.001
Trichloroethene	0.001 U/0.001 U	0.0056 J	0.006 U	0.001 U	0.001 U	0.001
Vinyl chloride	0.001 U/0.001 U	0.001 U	0.001 U	0.001 U	0.001 U	0.001

MW-13	10/1/2000	3/27/2001	10/9/2002	7/23/2004	4/28/2005	10/18/2005	5/11/2006	1/6/2009
VOCs								
1,1-Dichloroethene	0.0036	U	0.0012 J	0.002 U/0.00059 J	0.00038 J	0.00091 J	0.0012 J	0.00097 J
Benzene	U	U	0.003	0.0016 J/0.0016 J	0.0015 U	0.0014 J	0.0014 J	0.0014 U
cis-1,2-Dichloroethene	0.035	0.031	0.068	0.03/0.029	0.027	0.053	0.049	0.042
Methylene chloride	U	U	0.012 U	0.002 U/0.002 U	0.0012 U	0.002 U	0.0017 UJ	0.0014 U
Tetrachloroethene	U	U	0.0025 U	0.067/0.069	0.0012 U	0.002 U	0.0017 U	0.0014 U
trans-1,2-Dichloroethene	0.0032	0.0027	0.0057	0.002/0.0019 J	0.0033 U	0.0036	0.0033	0.0026
Trichloroethene	U	U	0.0013 J	0.00078 J/0.00077 J	0.0042 U	0.0038	0.0029 U	0.00048 J
Vinyl chloride	0.033	0.022	0.017	0.019/0.02	0.014	0.026	0.012	0.023

MW-8	10/10/2002	7/22/2004	4/29/2005	10/20/2005	5/11/2006	11/11/2008
VOCs						
1,1-Dichloroethene	0.001 U	0.001 U	0.001 U	0.0025 U	0.001 U	0.001 U
Benzene	0.001 U	0.001 U	0.001 U	0.0025 U	0.001 U	0.001 U
cis-1,2-Dichloroethene	0.001 U	0.001 U	0.00028 J	0.0016 J	0.001 U	0.001 U
Methylene chloride	0.005 U	0.001 U	0.001 U	0.0025 UJ	0.001 UJ	0.001 U
Tetrachloroethene	0.001 U	0.001 U	0.001 U	0.23	0.001 U	0.001 U
trans-1,2-Dichloroethene	0.001 U	0.001 U	0.00022 J	0.0025 U	0.001 U	0.001 U
Trichloroethene	0.001 U	0.00047 J	0.0037	0.0077	0.001 U	0.001 U
Vinyl chloride	0.001 U	0.001 U	0.001 U	0.0025 U	0.001 U	0.001 U

MW-17	6/1/2001	10/10/2002	7/22/2004	4/28/2005	10/19/2005	5/9/2006	11/17/2008
VOCs							
1,1-Dichloroethene	U	0.001 U	0.001 U	0.001 U	0.001 U	0.001 U	0.001 U/0.001 U
Benzene	U	0.001 U	0.001 U	0.001 U	0.001 U	0.001 U	0.001 U/0.001 U
cis-1,2-Dichloroethene	U	0.001 U	0.001 U	0.001 U	0.001 U	0.001 U	0.001 U/0.001 U
Methylene chloride	U	0.005 U	0.001 U	0.001 U	0.001 UJ	0.001 UJ	0.001 U/0.001 U
Tetrachloroethene	U	0.002	0.001 U	0.001 U	0.001 U	0.001 U	0.001 U/0.001 U
trans-1,2-Dichloroethene	U	0.001 U	0.001 U	0.001 U	0.001 U	0.001 U	0.001 U/0.001 U
Trichloroethene	U	0.001 U	0.00032 J	0.01 U	0.001 U	0.001 U	0.001 U/0.001 U
Vinyl chloride	U	0.001 U	0.001 U	0.001 U	0.001 U	0.001 U	0.001 U/0.001 U

MW-31	10/1/2000	3/27/2001	10/10/2002	7/21/2004	4/28/2005	10/19/2005	5/10/2006	1/6/20
VOCs								
1,1-Dichloroethene	0.0032	U	0.0013 U	0.0017 U	0.002 U	0.00027 J	0.001 U	0.001
Benzene	U	U	0.0013 U	0.0017 U	0.002 U	0.00036 J	0.00023 J	0.001
cis-1,2-Dichloroethene	0.012	0.0078	0.0059	0.0088	0.0082	0.028	0.026	0.007
Methylene chloride	U	U	0.0066 U	0.0017 U	0.002 U	0.001 UJ	0.001 U	0.001
Tetrachloroethene	U	U	0.0013 U	0.0017 U	0.002 U	0.001 U	0.001 U	0.001
trans-1,2-Dichloroethene	0.0019	0.0012	0.00089 J	0.00066 J	0.002 U	0.0032	0.001 U	0.0002
Trichloroethene	U	U	0.0013 U	0.00083 J	0.0091 U	0.0043	0.001 U	0.001
Vinyl chloride	0.035	0.022	0.02	0.016	0.015	0.019	0.007	0.00

MW-37	10/1/2000	3/27/2001	6/1/2001	10/10/2002	7/22/2004	4/28/2005	10/19/2005	5/12/2006	11/17/2008
VOCs									
1,1-Dichloroethene	U	U	U	0.2 U	0.1 U	0.1 U	0.033 U	0.033 U	0.67 U
Benzene	U	U	U	0.2 U	0.1 U	0.1 U	0.033 U	0.033 U	0.67 U
cis-1,2-Dichloroethene	0.7	3.4	0.48	0.2	0.085 J	0.074 J	0.14	0.06	0.67 U
Methylene chloride	U	U	U	1 U	0.16	0.1 U	0.033 UJ	0.0081 J	0.67 U
Tetrachloroethene	12	90	7.4	6	2.1	3.6	3	2.6	17
trans-1,2-Dichloroethene	U	U	U	0.2 U	0.1 U	0.1 U	0.033 U	0.033 U	0.67 U
Trichloroethene	0.12	U	0.078	0.2 U	0.1 U	0.1 U	0.039	0.03 J	0.67 U
Vinyl chloride	U	U	U	0.2 U	0.1 U	0.1 U	0.033 U	0.033 U	0.67 U

MW-20	6/1/2001	10/10/2002	7/22/2004	4/29/2005	10/20/2005	5/11/2006	1/7/2009
VOCs							
1,1-Dichloroethene	U	0.001 U/0.001 U	0.001 U	0.001 U	0.0017 U	0.001 U	0.001 U
Benzene	U	0.001 U/0.001 U	0.001 U	0.001 U	0.0017 U	0.001 U	0.001 U
cis-1,2-Dichloroethene	U	0.001 U/0.001 U	0.001 U	0.00032 J	0.00063 J	0.001 U	0.001 U
Methylene chloride	U	0.005 U/0.005 U	0.001 U	0.001 U	0.0017 UJ	0.001 UJ	0.001 U
Tetrachloroethene	U	0.001 U/0.001 U	0.001 U	0.001 U	0.12	0.001 U	0.001 U
trans-1,2-Dichloroethene	U	0.001 U/0.001 U	0.001 U	0.00024 J	0.0017 U	0.001 U	0.001 U
Trichloroethene	U	0.001 U/0.001 U	0.00028 J	0.0033	0.0037	0.0012	0.001 U
Vinyl chloride	U	0.001 U/0.001 U	0.001 U	0.001 U	0.0017 U	0.001 U	0.001 U

MW-34	10/1/2000	3/27/2001	10/10/2002	7/22/2004	4/29/2005	10/19/2005	5/11/2006	11/13/2008
VOCs								
1,1-Dichloroethene	U	U	0.001 U	0.001 U/0.0012 U	0.008 U	0.002 U	0.005 U	0.0033 U
Benzene	U	U	0.001 U	0.001 U/0.0012 U	0.008 U	0.002 U	0.005 U	0.0033 U
cis-1,2-Dichloroethene	U	U	0.00047 J	0.0016/0.0015	0.008 U	0.002 U	0.0011 J	0.0033 U
Methylene chloride	U	U	0.005 U	0.001 U/0.0012 U	0.008 U	0.002 UJ	0.005 UJ	0.0033 U
Tetrachloroethene	0.021	0.01	0.018	0.04/0.035	0.22	0.11	0.12	0.13
trans-1,2-Dichloroethene	U	U	0.001 U	0.00031 J/0.00022 J	0.008 U	0.002 U	0.005 U	0.0033 U
Trichloroethene	U	U	0.001 U	0.0044/0.0039	0.0054 J	0.0034	0.0033 J	0.0033 U
Vinyl chloride	U	U	0.001 U	0.001 U/0.0012 U	0.008 U	0.002 U	0.005 U	0.0033 U

MW-35	10/1/2000	3/27/2001	10/10/2002	7/22/2004	4/29/2005	10/19/2005	5/11/2006	11/13/2008
VOCs								
1,1-Dichloroethene	U	U	0.001 U	0.001 U	0.004 U	0.004 U	0.001 U	0.001 U
Benzene	U	U	0.001 U	0.001 U	0.004 U	0.004 U	0.001 U	0.001 U
cis-1,2-Dichloroethene	U	U	0.001 U	0.001 U	0.0017 J	0.012	0.001 U	0.001 U
Methylene chloride	U	U	0.005 U	0.001 U	0.004 U	0.004 UJ	0.001 UJ	0.001 U
Tetrachloroethene	U	U	0.001 U	0.0042	0.13	0.24	0.001 U	0.001 U
trans-1,2-Dichloroethene	U	U	0.001 U	0.00016 J	0.00067 J	0.0011 J	0.001 U	0.001 U
Trichloroethene	U	U	0.001 U	0.0023	0.0069	0.022	0.0019	0.001 U
Vinyl chloride	U	U	0.001 U	0.001 U	0.004 U	0.004 U	0.001 U	0.001 U

MW-36	10/1/2000	3/28/2001	10/10/2002	7/23/2004	4/29/2005	10/20/2005	5/11/2006	11/13/2008
VOCs								
1,1-Dichloroethene	U	U	0.001 U	0.001 U	0.001 U/0.001 U	0.001 U	0.001 U	0.001 U
Benzene	U	U	0.001 U	0.001 U	0.001 U/0.001 U	0.001 U	0.001 U	0.001 U
cis-1,2-Dichloroethene	U	U	0.001 U	0.00027 J	0.00039 J/0.00043 J	0.001 U	0.001 U	0.001 U
Methylene chloride	U	U	0.005 U	0.001 U	0.001 U/0.001 U	0.001 UJ	0.001 UJ	0.001 U
Tetrachloroethene	U	U	0.001 U	0.00098 J	0.001 U/0.001 U	0.0038	0.001 U	0.001 U
trans-1,2-Dichloroethene	U	U	0.001 U	0.001 U	0.0003 J/0.00033 J	0.001 U	0.001 U	0.001 U
Trichloroethene	U	U	0.001 U	0.002	0.0052/0.0054	0.00034 J	0.0022 U	0.001 U
Vinyl chloride	U	U	0.001 U	0.001 U	0.001 U/0.001 U	0.001 U	0.001 U	0.001 U

MW-15	10/1/2000	3/27/2001	6/1/2001	10/10/2002	7/22/2004	4/29/2005	10/20/2005	5/12/2006	11/17/2008
VOCs									
1,1-Dichloroethene	U	U	U	0.25 U	0.14 U	0.033 U	0.05 U	0.05 U	0.5 U
Benzene	U	U	U	0.25 U	0.14 U	0.033 U	0.05 U	0.05 U	0.5 U
cis-1,2-Dichloroethene	U	U	U	0.25 U	0.14 U	0.033 U	0.05 U	0.05 U	0.5 U
Methylene chloride	U	U	U	1.2 U	0.21	0.033 U	0.05 UJ	0.013 J	0.5 U
Tetrachloroethene	0.92	27	12	8.1	4.5	0.96	3.3	4.3	14
trans-1,2-Dichloroethene	U	U	U	0.25 U	0.14 U	0.033 U	0.05 U	0.05 U	0.5 U
Trichloroethene	0.0058	U	U	0.25 U	0.14 U	0.0097 J	0.014 J	0.05 U	0.5 U
Vinyl chloride	U	U	U	0.25 U	0.14 U	0.033 U	0.05 U	0.05 U	0.5 U

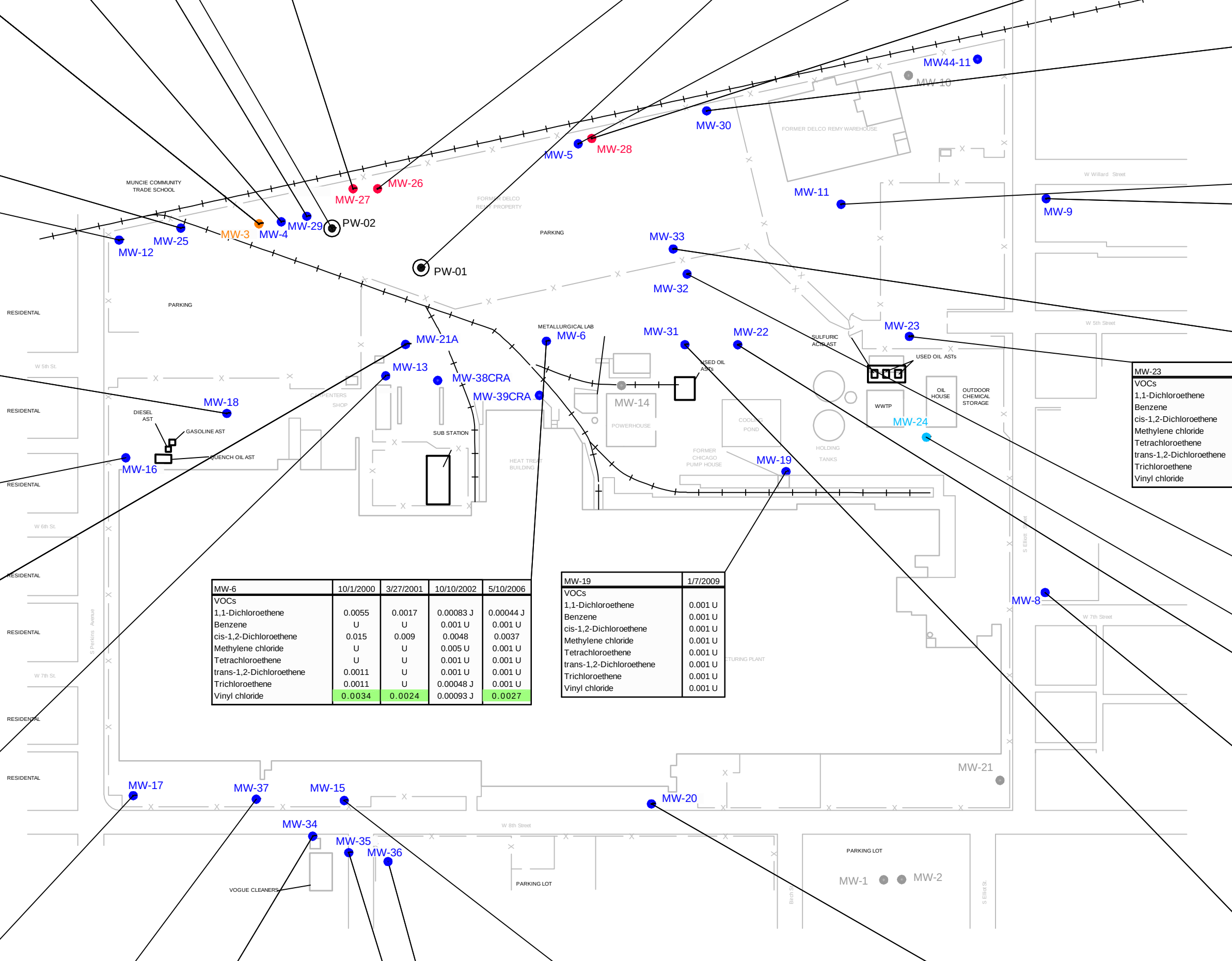

0 100 200ft

LEGEND

MW-30 ● MONITORING WELL SCREENED AT THE TOP OF THE SAND & GRAVEL AQUIFER

PW-02 ◉ PUMPING WELL

MW-1d ● MONITORING WELL SCREENED IN THE LIMESTONE (MW-1D, MW-3D)

MW-26 ● MONITORING WELL SCREENED IN THE LOWER PORTION OF THE SAND & GRAVEL AQUIFER (MW-26, MW-27, MW-28)

MW-24 ● MONITORING WELL SCREENED IN THE SAND LENS WITHIN INTERMEDIATE SILTY CLAY (MW-24)

MW-14 ● ABANDONED MONITORING WELL

—— x —— FENCE

SAMPLE LOCATION

SAMPLE DATE

MW-11	10/10/2002
VOCs	
1,1-Dichloroethene	0.001 U
Benzene	0.001 U
cis-1,2-Dichloroethene	0.001 U
Methylene chloride	0.005 U
Tetrachloroethene	0.001 U
trans-1,2-Dichloroethene	0.001 U
Trichloroethene	0.001 U
Vinyl chloride	0.001 U

CONCENTRATION (mg/L)

PARAMETER

EXCEEDS BOTH INDUSTRIAL AND RESIDENTIAL IDEM RISC DEFAULT CLOSURE LEVELS

EXCEEDS RESIDENTIAL IDEM RISC DEFAULT CLOSURE LEVELS

UJ NOT DETECTED ABOVE THE SAMPLE QUANTIFICATION LIMIT

J ESTIMATED VALUE

U PARAMETER NOT DETECTED ABOVE ASSOCIATED MDL

SCALE VERIFICATION

THIS BAR MEASURES 1" ON ORIGINAL. ADJUST SCALE ACCORDINGLY.

Approved

DRAWING STATUS

Status	Date	Initial

SITE WIDE GROUNDWATER SAMPLE RESULTS VOCs (2000 TO PRESENT)

CCR SUPPLEMENT

FORMER MANUAL TRANSMISSIONS OF MUNCIE
MUNCIE, INDIANA

CONESTOGA-ROVERS & ASSOCIATES

Source Reference:

Project Manager: S.R.
Reviewed By: J.B.
Date: APRIL 2011
Scale: 1:200
Project Nº: 017324-00
Report Nº: 006
Drawing Nº: figure 3.2

017324-00(006)GN-SC005 MAR 30/2011

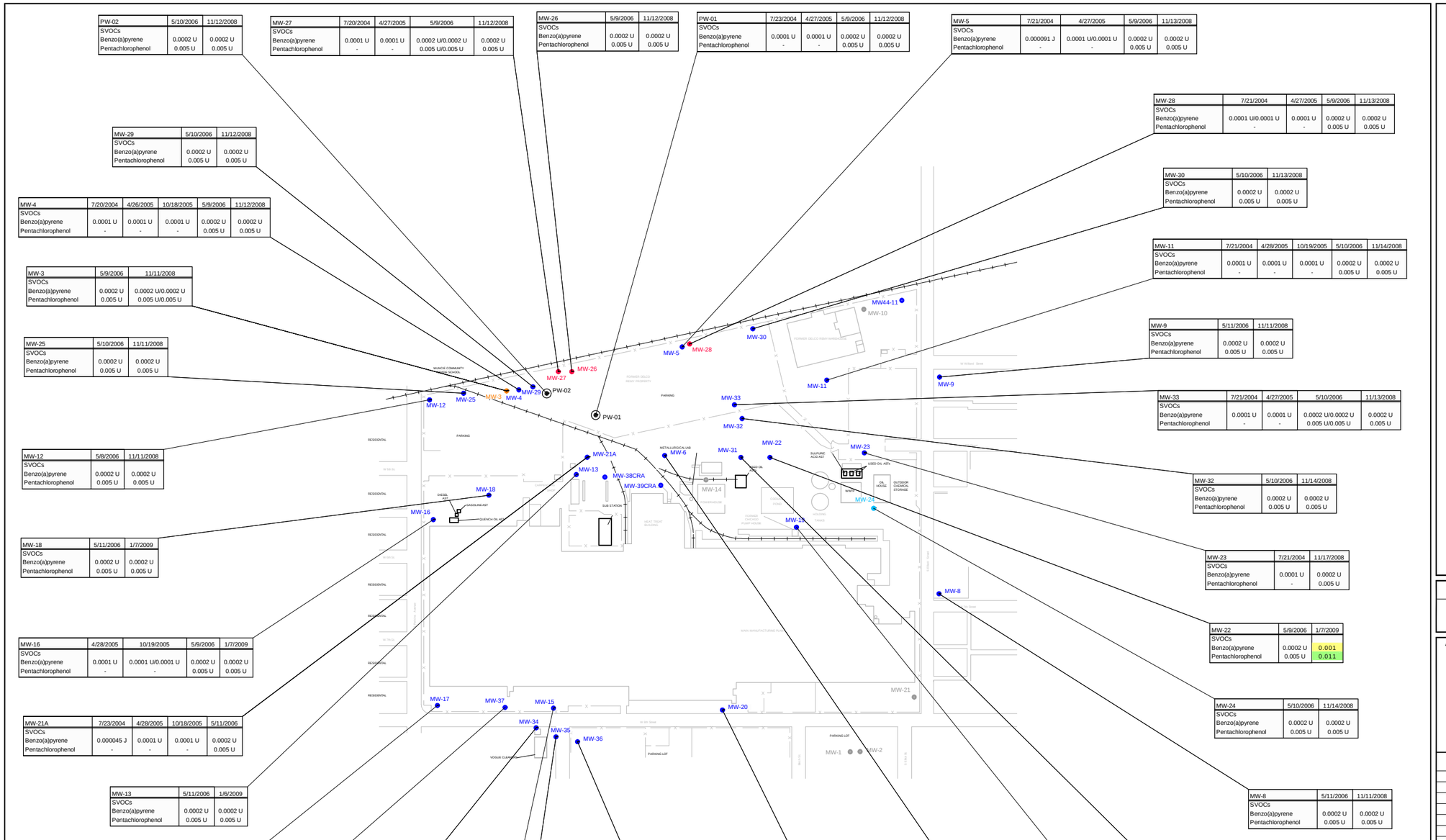

PW-02	5/10/2006	11/12/2008
SVOCs		
Benzo(a)pyrene	0.0002 U	0.0002 U
Pentachlorophenol	0.005 U	0.005 U

MW-27	7/20/2004	4/27/2005	5/9/2006	11/12/2008
SVOCs				
Benzo(a)pyrene	0.0001 U	0.0001 U	0.0002 U/0.0002 U	0.0002 U
Pentachlorophenol	-	-	0.005 U/0.005 U	0.005 U

MW-26	5/9/2006	11/12/2008
SVOCs		
Benzo(a)pyrene	0.0002 U	0.0002 U
Pentachlorophenol	0.005 U	0.005 U

PW-01	7/23/2004	4/27/2005	5/9/2006	11/12/2008
SVOCs				
Benzo(a)pyrene	0.0001 U	0.0001 U	0.0002 U	0.0002 U
Pentachlorophenol	-	-	0.005 U	0.005 U

MW-5	7/21/2004	4/27/2005	5/9/2006	11/13/2008
SVOCs				
Benzo(a)pyrene	0.000091 J	0.0001 U/0.0001 U	0.0002 U	0.0002 U
Pentachlorophenol	-	-	0.005 U	0.005 U

MW-28	7/21/2004	4/27/2005	5/9/2006	11/13/2008
SVOCs				
Benzo(a)pyrene	0.0001 U/0.0001 U	0.0001 U	0.0002 U	0.0002 U
Pentachlorophenol	-	-	0.005 U	0.005 U

MW-29	5/10/2006	11/12/2008
SVOCs		
Benzo(a)pyrene	0.0002 U	0.0002 U
Pentachlorophenol	0.005 U	0.005 U

MW-30	5/10/2006	11/13/2008
SVOCs		
Benzo(a)pyrene	0.0002 U	0.0002 U
Pentachlorophenol	0.005 U	0.005 U

MW-4	7/20/2004	4/26/2005	10/18/2005	5/9/2006	11/12/2008
SVOCs					
Benzo(a)pyrene	0.0001 U	0.0001 U	0.0001 U	0.0002 U	0.0002 U
Pentachlorophenol	-	-	-	0.005 U	0.005 U

MW-11	7/21/2004	4/28/2005	10/19/2005	5/10/2006	11/14/2008
SVOCs					
Benzo(a)pyrene	0.0001 U	0.0001 U	0.0001 U	0.0002 U	0.0002 U
Pentachlorophenol	-	-	-	0.005 U	0.005 U

MW-3	5/9/2006	11/11/2008
SVOCs		
Benzo(a)pyrene	0.0002 U	0.0002 U/0.0002 U
Pentachlorophenol	0.005 U	0.005 U/0.005 U

MW-9	5/11/2006	11/11/2008
SVOCs		
Benzo(a)pyrene	0.0002 U	0.0002 U
Pentachlorophenol	0.005 U	0.005 U

MW-25	5/10/2006	11/11/2008
SVOCs		
Benzo(a)pyrene	0.0002 U	0.0002 U
Pentachlorophenol	0.005 U	0.005 U

MW-33	7/21/2004	4/27/2005	5/10/2006	11/13/2008
SVOCs				
Benzo(a)pyrene	0.0001 U	0.0001 U	0.0002 U/0.0002 U	0.0002 U
Pentachlorophenol	-	-	0.005 U/0.005 U	0.005 U

MW-12	5/8/2006	11/11/2008
SVOCs		
Benzo(a)pyrene	0.0002 U	0.0002 U
Pentachlorophenol	0.005 U	0.005 U

MW-32	5/10/2006	11/14/2008
SVOCs		
Benzo(a)pyrene	0.0002 U	0.0002 U
Pentachlorophenol	0.005 U	0.005 U

MW-18	5/11/2006	1/7/2009
SVOCs		
Benzo(a)pyrene	0.0002 U	0.0002 U
Pentachlorophenol	0.005 U	0.005 U

MW-23	7/21/2004	11/17/2008
SVOCs		
Benzo(a)pyrene	0.0001 U	0.0002 U
Pentachlorophenol	-	0.005 U

MW-16	4/28/2005	10/19/2005	5/9/2006	1/7/2009
SVOCs				
Benzo(a)pyrene	0.0001 U	0.0001 U/0.0001 U	0.0002 U	0.0002 U
Pentachlorophenol	-	-	0.005 U	0.005 U

MW-22	5/9/2006	1/7/2009
SVOCs		
Benzo(a)pyrene	0.0002 U	0.001
Pentachlorophenol	0.005 U	0.011

MW-24	5/10/2006	11/14/2008
SVOCs		
Benzo(a)pyrene	0.0002 U	0.0002 U
Pentachlorophenol	0.005 U	0.005 U

MW-21A	7/23/2004	4/28/2005	10/18/2005	5/11/2006
SVOCs				
Benzo(a)pyrene	0.000045 J	0.0001 U	0.0001 U	0.0002 U
Pentachlorophenol	-	-	-	0.005 U

MW-8	5/11/2006	11/11/2008
SVOCs		
Benzo(a)pyrene	0.0002 U	0.0002 U
Pentachlorophenol	0.005 U	0.005 U

MW-13	5/11/2006	1/6/2009
SVOCs		
Benzo(a)pyrene	0.0002 U	0.0002 U
Pentachlorophenol	0.005 U	0.005 U

MW-31	7/21/2004	4/28/2005	10/19/2005	5/10/2006	1/6/2009
SVOCs					
Benzo(a)pyrene	0.0001 U	0.0001 U	0.0001 U	0.0002 U	0.00093
Pentachlorophenol	-	-	-	0.005 U	0.005 U

MW-17	5/9/2006	11/17/2008
SVOCs		
Benzo(a)pyrene	0.0002 U	0.0002 U/0.0002 U
Pentachlorophenol	0.005 U	0.005 U/0.005 U

MW-37	5/12/2006	11/17/2008
SVOCs		
Benzo(a)pyrene	0.0002 U	0.0002 U
Pentachlorophenol	0.005 U	0.005 U

MW-34	5/11/2006	11/13/2008
SVOCs		
Benzo(a)pyrene	0.0002 U	0.0002 U
Pentachlorophenol	0.005 U	0.005 U

MW-15	5/12/2006	11/17/2008
SVOCs		
Benzo(a)pyrene	0.0002 U	0.0002 U
Pentachlorophenol	0.005 U	0.005 U

MW-35	5/11/2006	11/13/2008
SVOCs		
Benzo(a)pyrene	0.0002 U	0.0002 U
Pentachlorophenol	0.005 U	0.005 U

MW-36	5/11/2006	11/13/2008
SVOCs		
Benzo(a)pyrene	0.0002 U	0.0002 U
Pentachlorophenol	0.005 U	0.005 U

MW-20	5/11/2006	1/7/2009
SVOCs		
Benzo(a)pyrene	0.0002 U	0.0002 U
Pentachlorophenol	0.005 U	0.005 U

MW-6	5/10/2006
SVOCs	
Benzo(a)pyrene	0.0002 U
Pentachlorophenol	0.005 U

MW-19	1/7/2009
SVOCs	
Benzo(a)pyrene	0.0002 U
Pentachlorophenol	0.005 U

0 100 200ft

LEGEND

- MW-30 — MONITORING WELL SCREENED AT THE TOP OF THE SAND & GRAVEL AQUIFER
- PW-02 — PUMPING WELL
- MW-1 — MONITORING WELL SCREENED IN THE LIMESTONE (MW-1D, MW-3D)
- MW-26 — MONITORING WELL SCREENED IN THE LOWER PORTION OF THE SAND & GRAVEL AQUIFER (MW-26, MW-27, MW-28)
- MW-24 — MONITORING WELL SCREENED IN THE SAND LENS WITHIN INTERMEDIATE SILTY CLAY (MW-24)
- MW-14 — ABANDONED MONITORING WELL
- x — FENCE

MW-9	5/11/2006
SVOCs	
Benzo(a)pyrene	0.0002 U
Pentachlorophenol	0.005 U

- SAMPLE LOCATION
- SAMPLE DATE
- CONCENTRATION (mg/L)
- PARAMETER

- EXCEEDS BOTH INDUSTRIAL AND RESIDENTIAL IDEM RISC DEFAULT CLOSURE LEVELS
- EXCEEDS RESIDENTIAL IDEM RISC DEFAULT CLOSURE LEVELS
- UJ — NOT DETECTED ABOVE THE SAMPLE QUANTIFICATION LIMIT
- J — ESTIMATED VALUE
- U — PARAMETER NOT DETECTED ABOVE ASSOCIATED MDL

SCALE VERIFICATION

THIS BAR MEASURES 1" ON ORIGINAL. ADJUST SCALE ACCORDINGLY.

Approved

DRAWING STATUS

Status	Date	Initial

SITE WIDE GROUNDWATER SAMPLE RESULTS SVOCs

CCR SUPPLEMENT

FORMER MANUAL TRANSMISSIONS OF MUNCIE MUNCIE, INDIANA

CONESTOGA-ROVERS & ASSOCIATES

Source Reference:

Project Manager:	Reviewed By:	Date:	
S.R.	J.B.	APRIL 2011	
Scale: 1:200	Project N°: 017324-00	Report N°: 006	Drawing N°: figure 3.3

017324-00(006)GN-SC006 MAR 30/2011

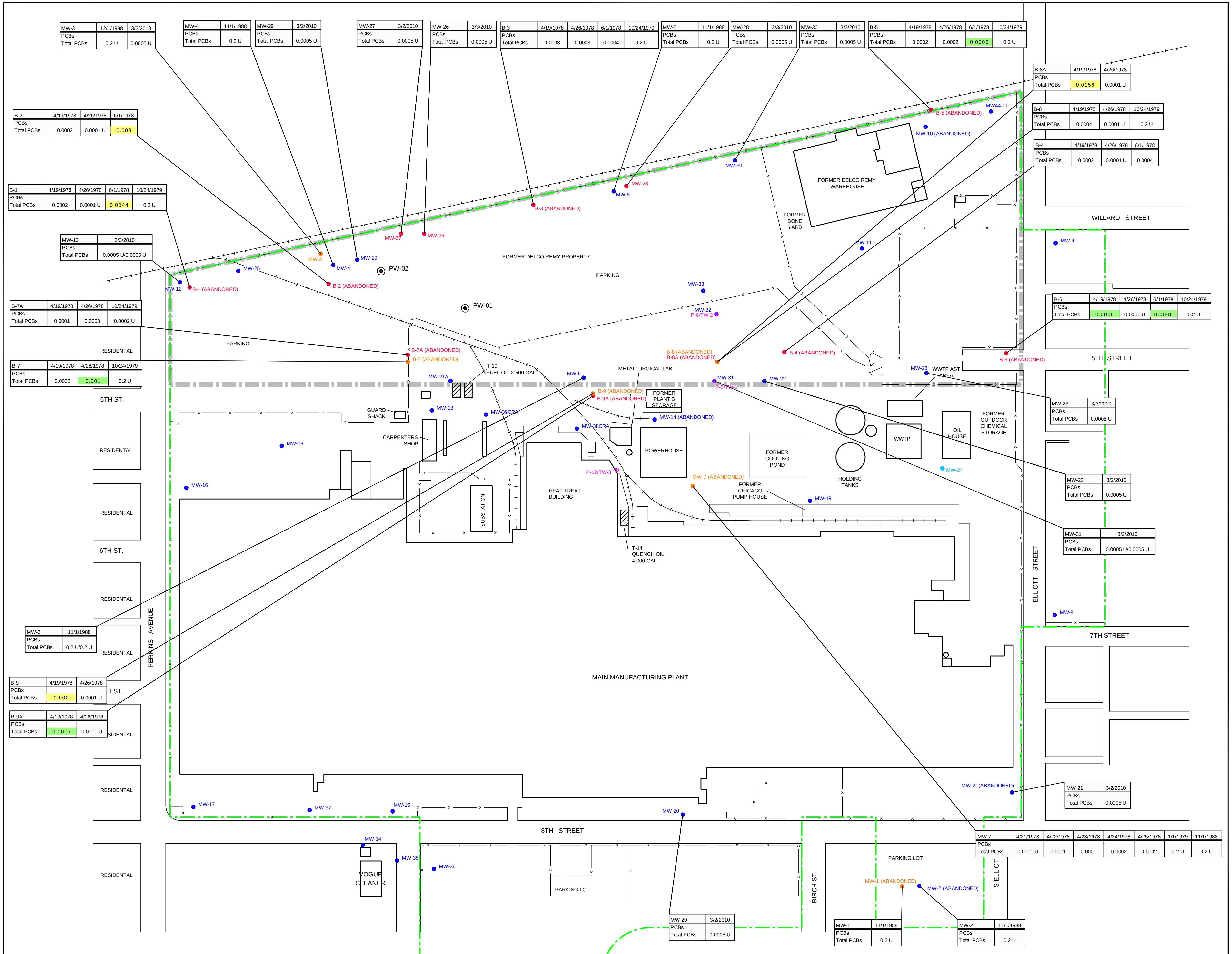

MW-3	12/1/1988	3/2/2010
PCBs		
Total PCBs	0.2 U	0.0005 U

MW-4	11/1/1988
PCBs	
Total PCBs	0.2 U

MW-29	3/2/2010
PCBs	
Total PCBs	0.0005 U

MW-27	3/2/2010
PCBs	
Total PCBs	0.0005 U

MW-26	3/3/2010
PCBs	
Total PCBs	0.0005 U

B-3	4/19/1978	4/26/1978	6/1/1978	10/24/1979
PCBs				
Total PCBs	0.0003	0.0003	0.0004	0.2 U

MW-5	11/1/1988
PCBs	
Total PCBs	0.2 U

MW-28	3/3/2010
PCBs	
Total PCBs	0.0005 U

MW-30	3/3/2010
PCBs	
Total PCBs	0.0005 U

B-5	4/19/1978	4/26/1978	6/1/1978	10/24/1979
PCBs				
Total PCBs	0.0002	0.0002	0.0006	0.2 U

B-8A	4/19/1978	4/26/1978
PCBs		
Total PCBs	0.0156	0.0001 U

B-8	4/19/1978	4/26/1978	10/24/1979
PCBs			
Total PCBs	0.0004	0.0001 U	0.2 U

B-4	4/19/1978	4/26/1978	6/1/1978
PCBs			
Total PCBs	0.0002	0.0001 U	0.0004

B-2	4/19/1978	4/26/1978	6/1/1978
PCBs			
Total PCBs	0.0002	0.0001 U	0.008

B-1	4/19/1978	4/26/1978	6/1/1978	10/24/1979
PCBs				
Total PCBs	0.0002	0.0001 U	0.0044	0.2 U

MW-12	3/3/2010
PCBs	
Total PCBs	0.0005 U/0.0005 U

B-7A	4/19/1978	4/26/1978	10/24/1979
PCBs			
Total PCBs	0.0001	0.0003	0.0002 U

B-7	4/19/1978	4/26/1978	10/24/1979
PCBs			
Total PCBs	0.0003	0.001	0.2 U

B-6	4/19/1978	4/26/1978	6/1/1978	10/24/1979
PCBs				
Total PCBs	0.0006	0.0001 U	0.0006	0.2 U

MW-23	3/3/2010
PCBs	
Total PCBs	0.0005 U

MW-22	3/2/2010
PCBs	
Total PCBs	0.0005 U

MW-31	3/2/2010
PCBs	
Total PCBs	0.0005 U/0.0005 U

MW-6	11/1/1988
PCBs	
Total PCBs	0.2 U/0.2 U

B-9	4/19/1978	4/26/1978
PCBs		
Total PCBs	0.002	0.0001 U

B-9A	4/19/1978	4/26/1978
PCBs		
Total PCBs	0.0007	0.0001 U

MW-21	3/2/2010
PCBs	
Total PCBs	0.0005 U

MW-7	4/21/1978	4/22/1978	4/23/1978	4/24/1978	4/25/1978	1/1/1979	11/1/198[illegible]
PCBs							
Total PCBs	0.0001 U	0.0001	0.0001	0.0002	0.0002	0.2 U	0.2 U

MW-20	3/2/2010
PCBs	
Total PCBs	0.0005 U

MW-1	11/1/1988
PCBs	
Total PCBs	0.2 U

MW-2	11/1/1988
PCBs	
Total PCBs	0.2 U

0 50 100ft

LEGEND

- RAILROAD
- FENCE
- APPROXIMATE SITE BOUNDARY
- APPROXIMATE FORMER DELCO REMY PROPERTY BOUNDARY
- PW-02 PUMPING WELL
- MW-30 MONITORING WELL SCREENED AT THE TOP OF THE SAND & GRAVEL AQUIFER
- MW-1 MONITORING WELL SCREENED IN THE LIMESTONE
- MW-26 MONITORING WELL SCREENED IN THE LOWER PORTION OF THE SAND & GRAVEL AQUIFER
- MW-24 MONITORING WELL SCREENED IN THE SAND LENS WITHIN INTERMEDIATE SILTY CLAY
- B-6 SOIL BORING LOCATION
- TW-1 TEMPORARY WELL LOCATION

MW-5	11/1/1988
PCBs	
Total PCBs	0.2 U

SAMPLE LOCATION
SAMPLE DATE
CONCENTRATION (mg/L)
PARAMETER

Parameter (mg/L)	RDCL A	IDCL B
Total PCBs	0.0005	0.0014

- EXCEEDS BOTH INDUSTRIAL AND RESIDENTIAL IDEM RISC DEFAULT CLOSURE LEVELS
- EXCEEDS RESIDENTIAL IDEM RISC DEFAULT CLOSURE LEVELS

UJ NOT DETECTED ABOVE THE SAMPLE QUANTIFICATION LIMIT
J ESTIMATED VALUE
U PARAMETER NOT DETECTED ABOVE ASSOCIATED MDL

SCALE VERIFICATION

THIS BAR MEASURES 1" ON ORIGINAL. ADJUST SCALE ACCORDINGLY.

SITE WIDE GROUNDWATER SAMPLE RESULTS - PCBs

CCR SUPPLEMENT

FORMER MANUAL TRANSMISSIONS OF MUNCIE
MUNCIE, INDIANA

CONESTOGA-ROVERS & ASSOCIATES

Source Reference:

Project Manager: S.R.	Reviewed By: J.B.	Date: APRIL 2011	
Scale: 1"=200'	Project Nº: 017324-00	Report Nº: 006	Drawing Nº: figure 3.4

017324-00(006)GN-SC007 MAR 30/2011

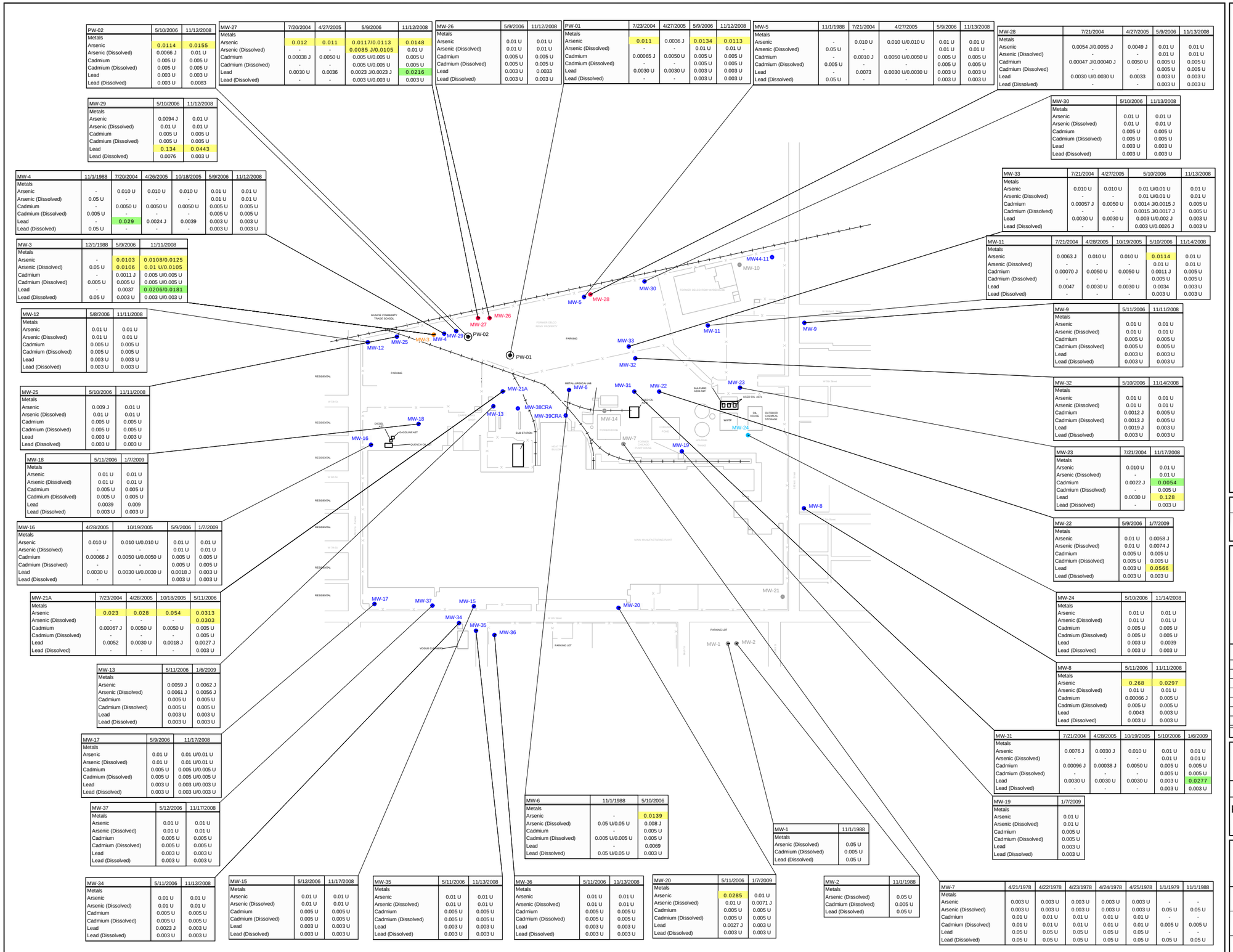

PW-02	5/10/2006	11/12/2008
Metals		
Arsenic	0.0114	0.0155
Arsenic (Dissolved)	0.0066 J	0.01 U
Cadmium	0.005 U	0.005 U
Cadmium (Dissolved)	0.005 U	0.005 U
Lead	0.003 U	0.003 U
Lead (Dissolved)	0.003 U	0.0083

MW-27	7/20/2004	4/27/2005	5/9/2006	11/12/2008
Metals				
Arsenic	0.012	0.011	0.0117/0.0113	0.0148
Arsenic (Dissolved)	-	-	0.0085 J/0.0105	0.01 U
Cadmium	0.00038 J	0.0050 U	0.005 U/0.005 U	0.005 U
Cadmium (Dissolved)	-	-	0.005 U/0.005 U	0.005 U
Lead	0.0030 U	0.0036	0.0023 J/0.0023 J	0.0216
Lead (Dissolved)	-	-	0.003 U/0.003 U	0.003 U

MW-26	5/9/2006	11/12/2008
Metals		
Arsenic	0.01 U	0.01 U
Arsenic (Dissolved)	0.01 U	0.01 U
Cadmium	0.005 U	0.005 U
Cadmium (Dissolved)	0.005 U	0.005 U
Lead	0.003 U	0.0033
Lead (Dissolved)	0.003 U	0.003 U

PW-01	7/23/2004	4/27/2005	5/9/2006	11/12/2008
Metals				
Arsenic	0.011	0.0036 J	0.0134	0.0113
Arsenic (Dissolved)	-	-	0.01 U	0.01 U
Cadmium	0.00065 J	0.0050 U	0.005 U	0.005 U
Cadmium (Dissolved)	-	-	0.005 U	0.005 U
Lead	0.0030 U	0.0030 U	0.003 U	0.003 U
Lead (Dissolved)	-	-	0.003 U	0.003 U

MW-5	11/1/1988	7/21/2004	4/27/2005	5/9/2006	11/13/2008
Metals					
Arsenic	-	0.010 U	0.010 U/0.010 U	0.01 U	0.01 U
Arsenic (Dissolved)	0.05 U	-	-	0.01 U	0.01 U
Cadmium	-	0.0010 J	0.0050 U/0.0050 U	0.005 U	0.005 U
Cadmium (Dissolved)	0.005 U	-	-	0.005 U	0.005 U
Lead	-	0.0073	0.0030 U/0.0030 U	0.003 U	0.003 U
Lead (Dissolved)	0.05 U	-	-	0.003 U	0.003 U

MW-28	7/21/2004	4/27/2005	5/9/2006	11/13/2008
Metals				
Arsenic	0.0054 J/0.0055 J	0.0049 J	0.01 U	0.01 U
Arsenic (Dissolved)	-	-	0.01 U	0.01 U
Cadmium	0.00047 J/0.00040 J	0.0050 U	0.005 U	0.005 U
Cadmium (Dissolved)	-	-	0.005 U	0.005 U
Lead	0.0030 U/0.0030 U	0.0033	0.003 U	0.003 U
Lead (Dissolved)	-	-	0.003 U	0.003 U

MW-29	5/10/2006	11/12/2008
Metals		
Arsenic	0.0094 J	0.01 U
Arsenic (Dissolved)	0.01 U	0.01 U
Cadmium	0.005 U	0.005 U
Cadmium (Dissolved)	0.005 U	0.005 U
Lead	0.134	0.0443
Lead (Dissolved)	0.0076	0.003 U

MW-30	5/10/2006	11/13/2008
Metals		
Arsenic	0.01 U	0.01 U
Arsenic (Dissolved)	0.01 U	0.01 U
Cadmium	0.005 U	0.005 U
Cadmium (Dissolved)	0.005 U	0.005 U
Lead	0.003 U	0.003 U
Lead (Dissolved)	0.003 U	0.003 U

MW-4	11/1/1988	7/20/2004	4/26/2005	10/18/2005	5/9/2006	11/12/2008
Metals						
Arsenic	-	0.010 U	0.010 U	0.010 U	0.01 U	0.01 U
Arsenic (Dissolved)	0.05 U	-	-	-	0.01 U	0.01 U
Cadmium	-	0.0050 U	0.0050 U	0.0050 U	0.005 U	0.005 U
Cadmium (Dissolved)	0.005 U	-	-	-	0.005 U	0.005 U
Lead	-	0.029	0.0024 J	0.0039	0.003 U	0.003 U
Lead (Dissolved)	0.05 U	-	-	-	0.003 U	0.003 U

MW-33	7/21/2004	4/27/2005	5/10/2006	11/13/2008
Metals				
Arsenic	0.010 U	0.010 U	0.01 U/0.01 U	0.01 U
Arsenic (Dissolved)	-	-	0.01 U/0.01 U	0.01 U
Cadmium	0.00057 J	0.0050 U	0.0014 J/0.0015 J	0.005 U
Cadmium (Dissolved)	-	-	0.0015 J/0.0017 J	0.005 U
Lead	0.0030 U	0.0030 U	0.003 U/0.002 J	0.003 U
Lead (Dissolved)	-	-	0.003 U/0.0026 J	0.003 U

MW-3	12/1/1988	5/9/2006	11/11/2008
Metals			
Arsenic	-	0.0103	0.0108/0.0125
Arsenic (Dissolved)	0.05 U	0.0106	0.01 U/0.0105
Cadmium	-	0.0011 J	0.005 U/0.005 U
Cadmium (Dissolved)	0.005 U	0.005 U	0.005 U/0.005 U
Lead	-	0.0037	0.0206/0.0181
Lead (Dissolved)	0.05 U	0.003 U	0.003 U/0.003 U

MW-11	7/21/2004	4/28/2005	10/19/2005	5/10/2006	11/14/2008
Metals					
Arsenic	0.0063 J	0.010 U	0.010 U	0.0114	0.01 U
Arsenic (Dissolved)	-	-	-	0.01 U	0.01 U
Cadmium	0.00070 J	0.0050 U	0.0050 U	0.0011 J	0.005 U
Cadmium (Dissolved)	-	-	-	0.005 U	0.005 U
Lead	0.0047	0.0030 U	0.0030 U	0.0034	0.003 U
Lead (Dissolved)	-	-	-	0.003 U	0.003 U

MW-12	5/8/2006	11/11/2008
Metals		
Arsenic	0.01 U	0.01 U
Arsenic (Dissolved)	0.01 U	0.01 U
Cadmium	0.005 U	0.005 U
Cadmium (Dissolved)	0.005 U	0.005 U
Lead	0.003 U	0.003 U
Lead (Dissolved)	0.003 U	0.003 U

MW-9	5/11/2006	11/11/2008
Metals		
Arsenic	0.01 U	0.01 U
Arsenic (Dissolved)	0.01 U	0.01 U
Cadmium	0.005 U	0.005 U
Cadmium (Dissolved)	0.005 U	0.005 U
Lead	0.003 U	0.003 U
Lead (Dissolved)	0.003 U	0.003 U

MW-25	5/10/2006	11/11/2008
Metals		
Arsenic	0.009 J	0.01 U
Arsenic (Dissolved)	0.01 U	0.01 U
Cadmium	0.005 U	0.005 U
Cadmium (Dissolved)	0.005 U	0.005 U
Lead	0.003 U	0.003 U
Lead (Dissolved)	0.003 U	0.003 U

MW-32	5/10/2006	11/14/2008
Metals		
Arsenic	0.01 U	0.01 U
Arsenic (Dissolved)	0.01 U	0.01 U
Cadmium	0.0012 J	0.005 U
Cadmium (Dissolved)	0.0013 J	0.005 U
Lead	0.0019 J	0.003 U
Lead (Dissolved)	0.003 U	0.003 U

MW-18	5/11/2006	1/7/2009
Metals		
Arsenic	0.01 U	0.01 U
Arsenic (Dissolved)	0.01 U	0.01 U
Cadmium	0.005 U	0.005 U
Cadmium (Dissolved)	0.005 U	0.005 U
Lead	0.0039	0.009
Lead (Dissolved)	0.003 U	0.003 U

MW-23	7/21/2004	11/17/2008
Metals		
Arsenic	0.010 U	0.01 U
Arsenic (Dissolved)	-	0.01 U
Cadmium	0.0022 J	0.0054
Cadmium (Dissolved)	-	0.005 U
Lead	0.0030 U	0.128
Lead (Dissolved)	-	0.003 U

MW-16	4/28/2005	10/19/2005	5/9/2006	1/7/2009
Metals				
Arsenic	0.010 U	0.010 U/0.010 U	0.01 U	0.01 U
Arsenic (Dissolved)	-	-	0.01 U	0.01 U
Cadmium	0.00066 J	0.0050 U/0.0050 U	0.005 U	0.005 U
Cadmium (Dissolved)	-	-	0.005 U	0.005 U
Lead	0.0030 U	0.0030 U/0.0030 U	0.0018 J	0.003 U
Lead (Dissolved)	-	-	0.003 U	0.003 U

MW-22	5/9/2006	1/7/2009
Metals		
Arsenic	0.01 U	0.0058 J
Arsenic (Dissolved)	0.01 U	0.0074 J
Cadmium	0.005 U	0.005 U
Cadmium (Dissolved)	0.005 U	0.005 U
Lead	0.003 U	0.0566
Lead (Dissolved)	0.003 U	0.003 U

MW-21A	7/23/2004	4/28/2005	10/18/2005	5/11/2006
Metals				
Arsenic	0.023	0.028	0.054	0.0313
Arsenic (Dissolved)	-	-	-	0.0303
Cadmium	0.00067 J	0.0050 U	0.0050 U	0.005 U
Cadmium (Dissolved)	-	-	-	0.005 U
Lead	0.0052	0.0030 U	0.0018 J	0.0027 J
Lead (Dissolved)	-	-	-	0.003 U

MW-24	5/10/2006	11/14/2008
Metals		
Arsenic	0.01 U	0.01 U
Arsenic (Dissolved)	0.01 U	0.01 U
Cadmium	0.005 U	0.005 U
Cadmium (Dissolved)	0.005 U	0.005 U
Lead	0.003 U	0.0039
Lead (Dissolved)	0.003 U	0.003 U

MW-13	5/11/2006	1/6/2009
Metals		
Arsenic	0.0059 J	0.0062 J
Arsenic (Dissolved)	0.0061 J	0.0056 J
Cadmium	0.005 U	0.005 U
Cadmium (Dissolved)	0.005 U	0.005 U
Lead	0.003 U	0.003 U
Lead (Dissolved)	0.003 U	0.003 U

MW-8	5/11/2006	11/11/2008
Metals		
Arsenic	0.268	0.0297
Arsenic (Dissolved)	0.01 U	0.01 U
Cadmium	0.00066 J	0.005 U
Cadmium (Dissolved)	0.005 U	0.005 U
Lead	0.0043	0.003 U
Lead (Dissolved)	0.003 U	0.003 U

MW-17	5/9/2006	11/17/2008
Metals		
Arsenic	0.01 U	0.01 U/0.01 U
Arsenic (Dissolved)	0.01 U	0.01 U/0.01 U
Cadmium	0.005 U	0.005 U/0.005 U
Cadmium (Dissolved)	0.005 U	0.005 U/0.005 U
Lead	0.003 U	0.003 U/0.003 U
Lead (Dissolved)	0.003 U	0.003 U/0.003 U

MW-31	7/21/2004	4/28/2005	10/19/2005	5/10/2006	1/6/2009
Metals					
Arsenic	0.0076 J	0.0030 J	0.010 U	0.01 U	0.01 U
Arsenic (Dissolved)	-	-	-	0.01 U	0.01 U
Cadmium	0.00096 J	0.00038 J	0.0050 U	0.005 U	0.005 U
Cadmium (Dissolved)	-	-	-	0.005 U	0.005 U
Lead	0.0030 U	0.0030 U	0.0030 U	0.003 U	0.0277
Lead (Dissolved)	-	-	-	0.003 U	0.003 U

MW-37	5/12/2006	11/17/2008
Metals		
Arsenic	0.01 U	0.01 U
Arsenic (Dissolved)	0.01 U	0.01 U
Cadmium	0.005 U	0.005 U
Cadmium (Dissolved)	0.005 U	0.005 U
Lead	0.003 U	0.003 U
Lead (Dissolved)	0.003 U	0.003 U

MW-19	1/7/2009
Metals	
Arsenic	0.01 U
Arsenic (Dissolved)	0.01 U
Cadmium	0.005 U
Cadmium (Dissolved)	0.005 U
Lead	0.003 U
Lead (Dissolved)	0.003 U

MW-34	5/11/2006	11/13/2008
Metals		
Arsenic	0.01 U	0.01 U
Arsenic (Dissolved)	0.01 U	0.01 U
Cadmium	0.005 U	0.005 U
Cadmium (Dissolved)	0.005 U	0.005 U
Lead	0.0023 J	0.003 U
Lead (Dissolved)	0.003 U	0.003 U

MW-15	5/12/2006	11/17/2008
Metals		
Arsenic	0.01 U	0.01 U
Arsenic (Dissolved)	0.01 U	0.01 U
Cadmium	0.005 U	0.005 U
Cadmium (Dissolved)	0.005 U	0.005 U
Lead	0.003 U	0.003 U
Lead (Dissolved)	0.003 U	0.003 U

MW-35	5/11/2006	11/13/2008
Metals		
Arsenic	0.01 U	0.01 U
Arsenic (Dissolved)	0.01 U	0.01 U
Cadmium	0.005 U	0.005 U
Cadmium (Dissolved)	0.005 U	0.005 U
Lead	0.003 U	0.003 U
Lead (Dissolved)	0.003 U	0.003 U

MW-36	5/11/2006	11/13/2008
Metals		
Arsenic	0.01 U	0.01 U
Arsenic (Dissolved)	0.01 U	0.01 U
Cadmium	0.005 U	0.005 U
Cadmium (Dissolved)	0.005 U	0.005 U
Lead	0.003 U	0.003 U
Lead (Dissolved)	0.003 U	0.003 U

MW-6	11/1/1988	5/10/2006
Metals		
Arsenic	-	0.0139
Arsenic (Dissolved)	0.05 U/0.05 U	0.008 J
Cadmium	-	0.005 U
Cadmium (Dissolved)	0.005 U/0.005 U	0.005 U
Lead	-	0.0069
Lead (Dissolved)	0.05 U/0.05 U	0.003 U

MW-20	5/11/2006	1/7/2009
Metals		
Arsenic	0.0285	0.01 U
Arsenic (Dissolved)	0.01 U	0.0071 J
Cadmium	0.005 U	0.005 U
Cadmium (Dissolved)	0.005 U	0.005 U
Lead	0.0027 J	0.003 U
Lead (Dissolved)	0.003 U	0.003 U

MW-1	11/1/1988
Metals	
Arsenic (Dissolved)	0.05 U
Cadmium (Dissolved)	0.005 U
Lead (Dissolved)	0.05 U

MW-2	11/1/1988
Metals	
Arsenic (Dissolved)	0.05 U
Cadmium (Dissolved)	0.005 U
Lead (Dissolved)	0.05 U

MW-7	4/21/1978	4/22/1978	4/23/1978	4/24/1978	4/25/1978	1/1/1979	11/1/1988
Metals							
Arsenic	0.003 U	0.003 U	0.003 U	0.003 U	0.003 U	-	-
Arsenic (Dissolved)	0.003 U	0.003 U	0.003 U	0.003 U	0.003 U	0.05 U	0.05 U
Cadmium	0.01 U	0.01 U	0.01 U	0.01 U	0.01 U	-	-
Cadmium (Dissolved)	0.01 U	0.01 U	0.01 U	0.01 U	0.01 U	0.005 U	0.005 U
Lead	0.05 U	0.05 U	0.05 U	0.05 U	0.05 U	-	-
Lead (Dissolved)	0.05 U	0.05 U	0.05 U	0.05 U	0.05 U	0.05 U	0.05 U

0 100 200ft

LEGEND

- MW-30 — MONITORING WELL SCREENED AT THE TOP OF THE SAND & GRAVEL AQUIFER
- PW-02 — PUMPING WELL
- MW-1 — MONITORING WELL SCREENED IN THE LIMESTONE (MW-1D, MW-3D)
- MW-26 — MONITORING WELL SCREENED IN THE LOWER PORTION OF THE SAND & GRAVEL AQUIFER (MW-26, MW-27, MW-28)
- MW-24 — MONITORING WELL SCREENED IN THE SAND LENS WITHIN INTERMEDIATE SILTY CLAY (MW-24)
- MW-14 — ABANDONED MONITORING WELL
- FENCE

MW-9	5/11/2006
Metals	
Arsenic	0.01 U
Arsenic (Dissolved)	0.01 U
Cadmium	0.005 U
Cadmium (Dissolved)	0.005 U
Lead	0.003 U
Lead (Dissolved)	0.003 U

- SAMPLE LOCATION
- SAMPLE DATE
- CONCENTRATION (mg/L)
- PARAMETER

- EXCEEDS BOTH INDUSTRIAL AND RESIDENTIAL IDEM RISC DEFAULT CLOSURE LEVELS
- EXCEEDS RESIDENTIAL IDEM RISC DEFAULT CLOSURE LEVELS
- UJ — NOT DETECTED ABOVE THE SAMPLE QUANTIFICATION LIMIT
- J — ESTIMATED VALUE
- U — PARAMETER NOT DETECTED ABOVE ASSOCIATED MDL

SCALE VERIFICATION

THIS BAR MEASURES 1" ON ORIGINAL. ADJUST SCALE ACCORDINGLY.

Approved

DRAWING STATUS

Status	Date	Initial

SITE WIDE GROUNDWATER SAMPLE RESULTS - METALS

CCR SUPPLEMENT

FORMER MANUAL TRANSMISSIONS OF MUNCIE
MUNCIE, INDIANA

CONESTOGA-ROVERS & ASSOCIATES

Source Reference:

Project Manager:	Reviewed By:	Date:	
S.R.	J.B.	APRIL 2011	
Scale: 1:200	Project N°: 017324-00	Report N°: 006	Drawing N°: figure 3.5

017324-00(006)GN-SC008 MAR 30/2011

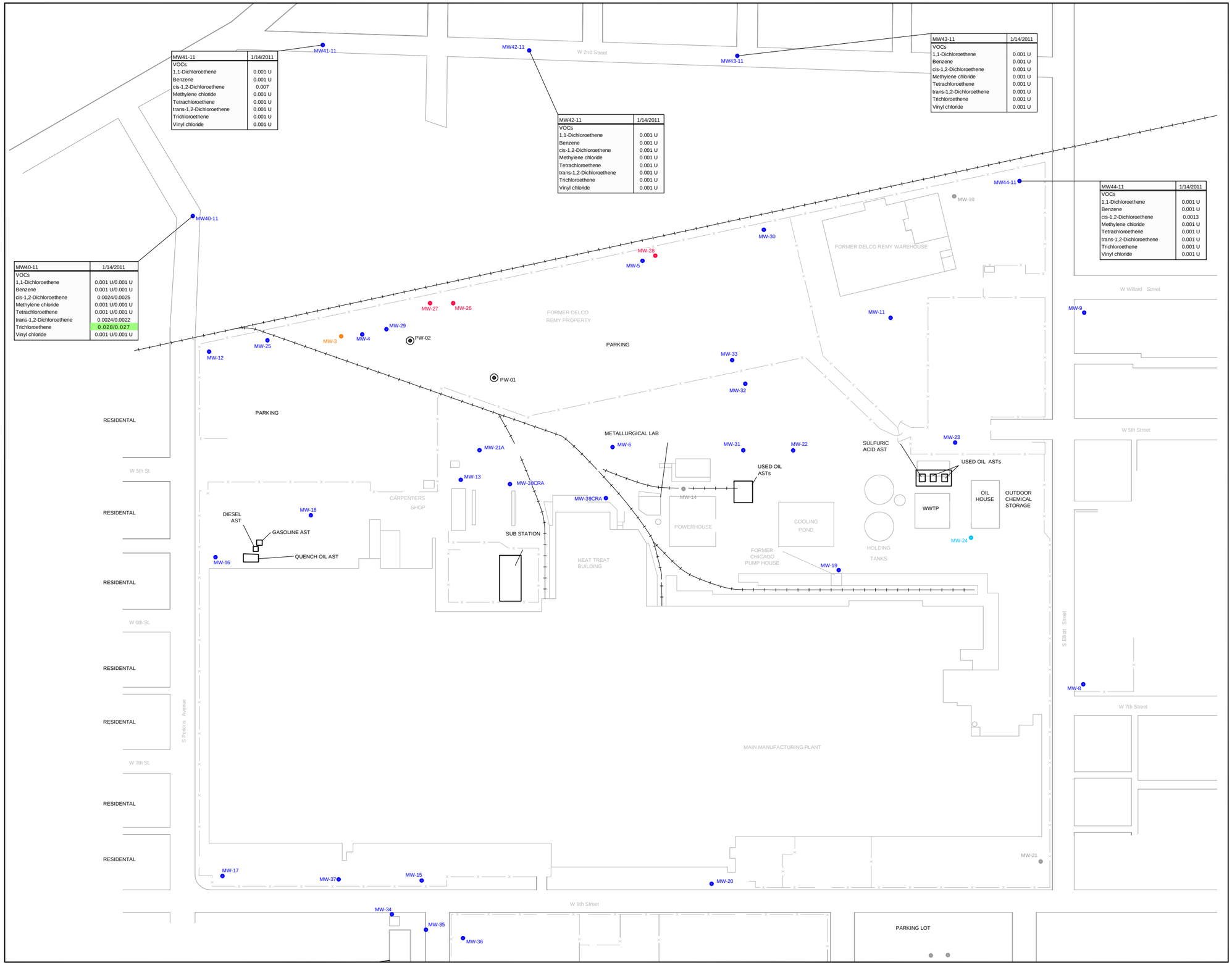

MW41-11	1/14/2011
VOCs	
1,1-Dichloroethene	0.001 U
Benzene	0.001 U
cis-1,2-Dichloroethene	0.007
Methylene chloride	0.001 U
Tetrachloroethene	0.001 U
trans-1,2-Dichloroethene	0.001 U
Trichloroethene	0.001 U
Vinyl chloride	0.001 U

MW42-11	1/14/2011
VOCs	
1,1-Dichloroethene	0.001 U
Benzene	0.001 U
cis-1,2-Dichloroethene	0.001 U
Methylene chloride	0.001 U
Tetrachloroethene	0.001 U
trans-1,2-Dichloroethene	0.001 U
Trichloroethene	0.001 U
Vinyl chloride	0.001 U

MW43-11	1/14/2011
VOCs	
1,1-Dichloroethene	0.001 U
Benzene	0.001 U
cis-1,2-Dichloroethene	0.001 U
Methylene chloride	0.001 U
Tetrachloroethene	0.001 U
trans-1,2-Dichloroethene	0.001 U
Trichloroethene	0.001 U
Vinyl chloride	0.001 U

MW44-11	1/14/2011
VOCs	
1,1-Dichloroethene	0.001 U
Benzene	0.001 U
cis-1,2-Dichloroethene	0.0013
Methylene chloride	0.001 U
Tetrachloroethene	0.001 U
trans-1,2-Dichloroethene	0.001 U
Trichloroethene	0.001 U
Vinyl chloride	0.001 U

MW40-11	1/14/2011
VOCs	
1,1-Dichloroethene	0.001 U/0.001 U
Benzene	0.001 U/0.001 U
cis-1,2-Dichloroethene	0.0024/0.0025
Methylene chloride	0.001 U/0.001 U
Tetrachloroethene	0.001 U/0.001 U
trans-1,2-Dichloroethene	0.0024/0.0022
Trichloroethene	0.028/0.027
Vinyl chloride	0.001 U/0.001 U

0 50 100ft

LEGEND

- MW-30 — MONITORING WELL SCREENED AT THE TOP OF THE SAND & GRAVEL AQUIFER
- PW-02 — PUMPING WELL
- MW-1d — MONITORING WELL SCREENED IN THE LIMESTONE (MW-1D, MW-3D)
- MW-26 — MONITORING WELL SCREENED IN THE LOWER PORTION OF THE SAND & GRAVEL AQUIFER (MW-26, MW-27, MW-28)
- MW-24 — MONITORING WELL SCREENED IN THE SAND LENS WITHIN INTERMEDIATE SILTY CLAY (MW-24)
- MW-14 — ABANDONED MONITORING WELL
- x — FENCE

MW44-11	1/14/2011
VOCs	
1,1-Dichloroethene	0.001 U
Benzene	0.001 U
cis-1,2-Dichloroethene	0.0013
Methylene chloride	0.001 U
Tetrachloroethene	0.001 U
trans-1,2-Dichloroethene	0.001 U
Trichloroethene	0.001 U
Vinyl chloride	0.001 U

SAMPLE LOCATION; SAMPLE DATE; CONCENTRATION (mg/L); PARAMETER

- EXCEEDS BOTH INDUSTRIAL AND RESIDENTIAL IDEM RISC DEFAULT CLOSURE LEVELS
- EXCEEDS RESIDENTIAL IDEM RISC DEFAULT CLOSURE LEVELS
- UJ — NOT DETECTED ABOVE THE SAMPLE QUANTIFICATION LIMIT
- J — ESTIMATED VALUE
- U — PARAMETER NOT DETECTED ABOVE ASSOCIATED MDL

SCALE VERIFICATION

THIS BAR MEASURES 1" ON ORIGINAL. ADJUST SCALE ACCORDINGLY.

Approved

DRAWING STATUS

Status	Date	Initial

OFF-SITE GROUNDWATER SAMPLE RESULTS

CCR SUPPLEMENT

FORMER MANUAL TRANSMISSIONS OF MUNCIE
MUNCIE, INDIANA

CONESTOGA-ROVERS & ASSOCIATES

Source Reference:

Project Manager:	Reviewed By:	Date:	
S.R.	J.B.	APRIL 2011	
Scale: 1:100	Project N°: 017324-00	Report N°: 006	Drawing N°: figure 3.6

017324-00(006)GN-SC009 MAR 30/2011

TABLE 2.1

SUMMARY OF AOIs
CURRENT CONDITIONS REPORT SUPPLEMENT
FORMER MANUAL TRANSMISSIONS OF MUNCIE
MUNCIE, INDIANA

AOI	*AOI Description*	*Recommended Further Action - Draft CCR*	*Additional Investigation/Action*	*CCR Supplement Section*
AOI 1	SWMU 1 - Oily aluminum scrap Holding Area	Investigation	No action to date	NA
AOI 2	SWMU 2 - WWTP	Inspection during decommissioning/demolition	No documentation available	3.1
AOI 3	SWMU 3 - Hazardous waste Storage Building (former Delco Remy Warehouse)	Inspection during decommissioning/demolition	No documentation available	3.2
AOI 4	SWMU 4 - Shot Peener	None	No action required	NA
AOI 5	SWMU 5 – Shot Peener	None	No action required	NA
AOI 6	SWMU 6 – Steel Scrap Crusher and Holding Area	None	No action required	NA
AOI 7	SWMU 7 – Paint Room	None	No action required	NA
AOI 8	SWMU 8 – Nylon coating Machine	None	No action required	NA
AOI 9	SWMU 9 – Degreasing Station	Investigation	No action to date	NA
AOI 10	SWMU 10 – Degreasing Station	Investigation	Soil and borehole water investigation	3.3
AOI 11.1	Powerhouse USTs (T-1 through T-8)	Investigation	No action to date	NA
AOI 11.2	Gasoline UST (T-9)	None	No action required	NA
AOI 11.3	Gasoline UST (T-10) and Diesel UST (T-11)	None	No action required	NA
AOI 11.4	Gasoline UST (T-12)	None	No action required	NA
AOI 11.5	Quench oil UST (T-13)	None	No action required	NA
AOI 11.6	Quench oil UST (T-14)	File RSC	RSC filing is complete	3.4
AOI 11.7	Hydraulic oil USTs (T-15 and T-16)	None	No action required	NA
AOI 11.8	Oil USTs (T-17 and T-18)	None	No action required	NA
AOI 11.9	Fuel oil UST (T-19)	File RSC	RSC filing is complete	3.5
AOI 11.10	Quench oil UST (T-20)	None	No action required	NA
AOI 12.1	Oil House ASTs (T-1 through T-12)	None	No action required	NA
AOI 12.2	Powerhouse ASTs (T-13 through T-17)	None	No action required	NA
AOI 12.3	Heat Treat ASTs (T-18 and T-19)	None	No action required	NA
AOI 12.4	Northwest corner of Plant ASTs (T-20 through T 22)	None	No action required	NA
AOI 12.5	WWTP ASTs (T-23 through T-29)	Investigation	Soil investigation	3.6
AOI 12.6	WWTP Building ASTs (T-30 through T-56)	None	No action required	NA
AOI 13	Former Chicago Pump House	Investigation	No action to date	NA
AOI 14.1	Former Rail Line West of Heat Treat Building	Investigation	No action to date	NA
AOI 14.2	Former Rail Line East of Heat Treat Building	Investigation	No action to date	NA
AOI 14.3	Former Rail Line North of Power House	Investigation	No action to date	NA
AOI 14.4	Former Rail Line North of Lamb Operation	None	No action required	NA
AOI 15	Former Cooling Pond and Adjacent Former Coal Storage	None	No action required	NA

TABLE 2.1

SUMMARY OF AOIs
CURRENT CONDITIONS REPORT SUPPLEMENT
FORMER MANUAL TRANSMISSIONS OF MUNCIE
MUNCIE, INDIANA

AOI	*AOI Description*	*Recommended Further Action - Draft CCR*	*Additional Investigation/Action*	*CCR Supplement Section*
AOI 16	Fordmer Delco Remy Property	None	Negotiations with IDEM	3.7
AOI 17	Former Bone Yard	None	No action required	NA
AOI 18	Main Fork Truck Battery Charging Area	Inspection during decommissioning/demolition	No documentation available	3.8
AOI 19	Gleason Machines	Investigation	Soil investigation	3.9
AOI 20.1	Oil House inside Main Manufacturing Building	Inspection during decommissioning/demolition	No documentation available	3.10
AOI 20.2	Oil House outside Main Manufacturing Building	Inspection during decommissioning/demolition	No documentation available	3.11
AOI 21	Outdoor Chemical Storage Area	Investigation	No action to date	NA
AOI 22	Substation 6	None	No action required	NA
AOI 23	Substation 3	None	No action required	NA
AOI 24	Primary Substation	None	No action required	NA
AOI 25	East Shipping and Receiving Dock	Investigation	No action to date	NA
AOI 26	Locker Room entrance/Cell 62	Inspection during decommissioning/demolition	No documentation available	3.12
AOI 27	Tool Hardening	Inspection during decommissioning/demolition	No documentation available	3.13
AOI 28	Heat Treat Building	Investigation	No action to date	NA
AOI 29	Powerhouse	Inspection during decommissioning/demolition	No documentation available	3.14
AOI 30	Carpenter Shop Concrete Pad	Inspection during decommissioning/demolition	No documentation available	3.15
AOI 31	Adjacent Parking Lots	Investigation	Soil investigation	3.16
AOI 32	ProcessInfrastructure (various)	Inspection during decommissioning/demolition	Documentation reviewed	3.17
AOI 33	Documented Releases from Industrial land Sanitary Sewers	None	No action required	NA
AOI 34	Storm Sewers - MH#1 through MH#5	None	No action required	NA
AOI 35	On-site Groundwater	Investigation	Investigations	3.18
AOI 36	Off-site Groundwater	Determine downgradient groundwater receptors	Door-to-door survey/groundwater investigation	3.19

TABLE 3.1a

SOIL SAMPLE ANALYTICAL RESULTS – AOI 10
CURRENT CONDITIONS REPORT SUPPLEMENT
FORMER MANUAL TRANSMISSIONS OF MUNCIE
MUNCIE, INDIANA

Sample Location:				*BH-21*	*BH-21*
Sample ID:		*IDEM*	*IDEM*	*SO-017324-092107-MG-001*	*SO-017324-092107-MG-002*
Sample Date:		*RISC*	*RISC*	*9/21/2007*	*9/21/2007*
Sample Depth (feet bgs):		*RDCL*	*IDCL*	*(0-2)*	*(4-6)*
Sample Type:	*Units*	*a*	*b*		
Volatile Organic Compounds					
Acetone	mg/kg	28	370	0.024 U	0.025 U
Benzene	mg/kg	0.034	0.35	0.0061 U	0.0061 U
Bromodichloromethane	mg/kg	0.51	0.51	0.0061 U	0.0061 U
Bromoform	mg/kg	0.6	2.7	0.0061 U	0.0061 U
Bromomethane (Methyl Bromide)	mg/kg	0.052	0.7	0.0061 U	0.0061 U
2-Butanone (Methyl Ethyl Ketone)	mg/kg	35	250	0.024 U	0.025 U
Carbon disulfide	mg/kg	10	82	0.0061 U	0.0061 U
Carbon tetrachloride	mg/kg	0.066	0.29	0.0061 U	0.0061 U
Chlorobenzene	mg/kg	1.3	27	0.0061 U	0.0061 U
Chloroethane	mg/kg	0.65	10	0.0061 U	0.0061 U
Chloroform (Trichloromethane)	mg/kg	0.47	4.7	0.0061 U	0.0061 U
Chloromethane (Methyl Chloride)	mg/kg	nc	nc	0.0061 U	0.0061 U
Cyclohexane	mg/kg	69	69	0.012 U	0.012 U
Dibromochloromethane	mg/kg	nc	nc	0.0061 U	0.0061 U
1,2-Dibromo-3-chloropropane (DBCP)	mg/kg	nc	nc	0.012 U	0.012 UJ
1,2-Dibromoethane (Ethylene Dibromide)	mg/kg	nc	nc	0.0061 U	0.0061 U
1,2-Dichlorobenzene	mg/kg	17	220	0.0061 U	0.0061 UJ
1,3-Dichlorobenzene	mg/kg	2.3	8.9	0.0061 U	0.0061 UJ
1,4-Dichlorobenzene	mg/kg	2.2	3.4	0.0061 U	0.0061 UJ
Dichlorodifluoromethane (CFC-12)	mg/kg	nc	nc	0.0061 U	0.0061 U
1,1-Dichloroethane	mg/kg	5.6	58	0.0061 U	0.0061 U
1,2-Dichloroethane	mg/kg	0.024	0.15	0.0061 U	0.0061 U
1,1-Dichloroethene	mg/kg	0.058	42	0.0061 U	0.0061 U
cis-1,2-Dichloroethene	mg/kg	0.4	5.8	0.0061 U	0.0061 U
trans-1,2-Dichloroethene	mg/kg	0.68	14	0.0061 U	0.0061 U
1,2-Dichloropropane	mg/kg	0.03	0.25	0.0061 U	0.0061 U
cis-1,3-Dichloropropene	mg/kg	nc	nc	0.0061 U	0.0061 U
trans-1,3-Dichloropropene	mg/kg	nc	nc	0.0061 U	0.0061 U
Ethylbenzene	mg/kg	13	160	0.0061 U	0.0061 U
2-Hexanone	mg/kg	nc	nc	0.024 U	0.025 U
Isopropylbenzene	mg/kg	11	42	0.0061 U	0.0061 U
Methyl acetate	mg/kg	nc	nc	0.012 U	0.012 U
Methyl cyclohexane	mg/kg	nc	nc	0.012 U	0.012 U
4-Methyl-2-Pentanone	mg/kg	20	75	0.024 U	0.025 U
Methylene chloride	mg/kg	0.023	1.8	0.0061 U	0.0061 U
Methyl Tert Butyl Ether	mg/kg	0.18	3.2	0.024 U	0.025 U
Styrene	mg/kg	3.5	550	0.0061 U	0.0061 U
1,1,2,2-Tetrachloroethane	mg/kg	0.007	0.11	0.0061 U	0.0061 U
Tetrachloroethene	mg/kg	0.058	0.64	0.0061 U	0.0061 U
Toluene	mg/kg	12	96	0.00041 J	0.00072 J
1,2,4-Trichlorobenzene	mg/kg	5.3	77	0.0061 U	0.0061 UJ
1,1,1-Trichloroethane	mg/kg	1.9	280	0.0061 U	0.0061 U
1,1,2-Trichloroethane	mg/kg	0.03	0.3	0.0061 U	0.0061 U
Trichloroethene	mg/kg	0.057	0.35	0.0061 U	0.0061 U
Trichlorofluoromethane (CFC-11)	mg/kg	25	540	0.0061 U	0.0061 U
Trifluorotrichloroethane (Freon 113)	mg/kg	nc	nc	0.0061 U	0.0061 U
Vinyl chloride	mg/kg	0.013	0.027	0.0061 U	0.0061 U
Xylene (total)	mg/kg	170	170	0.012 U	0.012 U

Notes:
See Notes on Table 3.7

TABLE 3.1a

SOIL SAMPLE ANALYTICAL RESULTS – AOI 10
CURRENT CONDITIONS REPORT SUPPLEMENT
FORMER MANUAL TRANSMISSIONS OF MUNCIE
MUNCIE, INDIANA

Sample Location:				*BH-21*	*BH-21*
Sample ID:		*IDEM*	*IDEM*	*SO-017324-092107-MG-003*	*SO-017324-092107-MG-004*
Sample Date:		*RISC*	*RISC*	*9/21/2007*	*9/21/2007*
Sample Depth (feet bgs):		*RDCL*	*IDCL*	*(4-6)*	*(8-10)*
Sample Type:	*Units*	*a*	*b*	*Duplicate*	
Volatile Organic Compounds					
Acetone	mg/kg	28	370	0.025 U	0.026 U
Benzene	mg/kg	0.034	0.35	0.0062 U	0.0066 U
Bromodichloromethane	mg/kg	0.51	0.51	0.0062 U	0.0066 U
Bromoform	mg/kg	0.6	2.7	0.0062 U	0.0066 U
Bromomethane (Methyl Bromide)	mg/kg	0.052	0.7	0.0062 U	0.0066 U
2-Butanone (Methyl Ethyl Ketone)	mg/kg	35	250	0.025 U	0.026 U
Carbon disulfide	mg/kg	10	82	0.0062 U	0.0066 U
Carbon tetrachloride	mg/kg	0.066	0.29	0.0062 U	0.0066 U
Chlorobenzene	mg/kg	1.3	27	0.0062 U	0.0066 U
Chloroethane	mg/kg	0.65	10	0.0062 U	0.0066 U
Chloroform (Trichloromethane)	mg/kg	0.47	4.7	0.0062 U	0.0066 U
Chloromethane (Methyl Chloride)	mg/kg	nc	nc	0.0062 U	0.0066 U
Cyclohexane	mg/kg	69	69	0.012 U	0.013 U
Dibromochloromethane	mg/kg	nc	nc	0.0062 U	0.0066 U
1,2-Dibromo-3-chloropropane (DBCP)	mg/kg	nc	nc	0.012 U	0.013 U
1,2-Dibromoethane (Ethylene Dibromide)	mg/kg	nc	nc	0.0062 U	0.0066 U
1,2-Dichlorobenzene	mg/kg	17	220	0.0062 U	0.0066 U
1,3-Dichlorobenzene	mg/kg	2.3	8.9	0.0062 U	0.0066 U
1,4-Dichlorobenzene	mg/kg	2.2	3.4	0.0062 U	0.0066 U
Dichlorodifluoromethane (CFC-12)	mg/kg	nc	nc	0.0062 U	0.0066 U
1,1-Dichloroethane	mg/kg	5.6	58	0.0062 U	0.0066 U
1,2-Dichloroethane	mg/kg	0.024	0.15	0.0062 U	0.0066 U
1,1-Dichloroethene	mg/kg	0.058	42	0.0062 U	0.0066 U
cis-1,2-Dichloroethene	mg/kg	0.4	5.8	0.0062 U	0.0066 U
trans-1,2-Dichloroethene	mg/kg	0.68	14	0.0062 U	0.0066 U
1,2-Dichloropropane	mg/kg	0.03	0.25	0.0062 U	0.0066 U
cis-1,3-Dichloropropene	mg/kg	nc	nc	0.0062 U	0.0066 U
trans-1,3-Dichloropropene	mg/kg	nc	nc	0.0062 U	0.0066 U
Ethylbenzene	mg/kg	13	160	0.0062 U	0.0066 U
2-Hexanone	mg/kg	nc	nc	0.025 U	0.026 U
Isopropylbenzene	mg/kg	11	42	0.0062 U	0.0066 U
Methyl acetate	mg/kg	nc	nc	0.012 U	0.013 U
Methyl cyclohexane	mg/kg	nc	nc	0.012 U	0.013 U
4-Methyl-2-Pentanone	mg/kg	20	75	0.025 U	0.026 U
Methylene chloride	mg/kg	0.023	1.8	0.0044 J	0.004 J
Methyl Tert Butyl Ether	mg/kg	0.18	3.2	0.025 U	0.026 U
Styrene	mg/kg	3.5	550	0.0062 U	0.0003 J
1,1,2,2-Tetrachloroethane	mg/kg	0.007	0.11	0.0062 U	0.0066 U
Tetrachloroethene	mg/kg	0.058	0.64	0.0062 U	0.0066 U
Toluene	mg/kg	12	96	0.00047 J	0.00043 J
1,2,4-Trichlorobenzene	mg/kg	5.3	77	0.0062 U	0.0066 U
1,1,1-Trichloroethane	mg/kg	1.9	280	0.0062 U	0.0066 U
1,1,2-Trichloroethane	mg/kg	0.03	0.3	0.0062 U	0.0066 U
Trichloroethene	mg/kg	0.057	0.35	0.0062 U	0.0066 U
Trichlorofluoromethane (CFC-11)	mg/kg	25	540	0.0062 U	0.0066 U
Trifluorotrichloroethane (Freon 113)	mg/kg	nc	nc	0.0062 U	0.0066 U
Vinyl chloride	mg/kg	0.013	0.027	0.0062 U	0.0066 U
Xylene (total)	mg/kg	170	170	0.012 U	0.013 U

Notes:
See Notes on Table 3.7

TABLE 3.1b

BOREHOLE WATER SAMPLE ANALYTICAL RESULTS – AOI 10
CURRENT CONDITIONS REPORT SUPPLEMENT
FORMER MANUAL TRANSMISSIONS OF MUNCIE
MUNCIE, INDIANA

Sample Location:		*IDEM*	*IDEM*	*BH-21*	*BH-21*
Sample ID:		*RISC*	*RISC*	*WG-017324-092107-MG-002*	*WG-017324-092107-MG-001*
Sample Date:		*RDCL*	*IDCL*	*9/21/2007*	*9/21/2007*
Sample Type:	*Units*	*a*	*b*		*Duplicate*
Volatile Organic Compounds					
Acetone	mg/L	6.9	92	0.017 U	0.01 U
Benzene	mg/L	0.005	0.052	0.00052 J	0.00045 J
Bromodichloromethane	mg/L	0.08	0.08	0.0017 U	0.001 U
Bromoform	mg/L	0.08	0.36	0.0017 U	0.001 U
Bromomethane (Methyl Bromide)	mg/L	0.011	0.14	0.0017 U	0.001 U
2-Butanone (Methyl Ethyl Ketone)	mg/L	8.4	61	0.017 U	0.01 U
Carbon disulfide	mg/L	1.3	10	0.0017 U	0.001 U
Carbon tetrachloride	mg/L	0.005	0.022	0.0017 U	0.001 U
Chlorobenzene	mg/L	0.1	2	0.0017 U	0.001 U
Chloroethane	mg/L	0.062	0.99	0.0017 U	0.001 U
Chloroform (Trichloromethane)	mg/L	0.08	1	0.0017 U	0.001 U
Chloromethane (Methyl Chloride)	mg/L	nc	nc	0.0017 U	0.001 U
Cyclohexane	mg/L	13	55	0.0017 U	0.00019 J
Dibromochloromethane	mg/L	nc	nc	0.0017 U	0.001 U
1,2-Dibromo-3-chloropropane (DBCP)	mg/L	nc	nc	0.0033 U	0.002 U
1,2-Dibromoethane (Ethylene Dibromide)	mg/L	0.00005	0.0014	0.0017 U	0.001 U
1,2-Dichlorobenzene	mg/L	0.6	9.2	0.0017 U	0.001 U
1,3-Dichlorobenzene	mg/L	0.08	0.31	0.0017 U	0.001 U
1,4-Dichlorobenzene	mg/L	0.075	0.12	0.0017 U	0.001 U
Dichlorodifluoromethane (CFC-12)	mg/L	nc	nc	0.0017 U	0.001 U
1,1-Dichloroethane	mg/L	0.99	10	0.0017 U	0.001 U
1,2-Dichloroethane	mg/L	0.005	0.031	0.0017 U	0.001 U
1,1-Dichloroethene	mg/L	0.007	5.1	0.0017 U	0.001 U
cis-1,2-Dichloroethene	mg/L	0.07	1	0.022	0.017
trans-1,2-Dichloroethene	mg/L	0.1	2	0.046 J	0.027 J
1,2-Dichloropropane	mg/L	0.005	0.042	0.0017 U	0.001 U
cis-1,3-Dichloropropene	mg/L	nc	nc	0.0017 U	0.001 U
trans-1,3-Dichloropropene	mg/L	nc	nc	0.0017 U	0.001 U
Ethylbenzene	mg/L	0.7	10	0.0017 U	0.001 U
2-Hexanone	mg/L	nc	nc	0.017 U	0.01 U
Isopropylbenzene	mg/L	0.83	10	0.0017 U	0.001 U
Methyl acetate	mg/L	nc	nc	0.017 U	0.01 U
Methylene chloride	mg/L	0.005	0.38	0.0017 U	0.001 U
Methyl cyclohexane	mg/L	nc	nc	0.0017 U	0.001 U
4-Methyl-2-Pentanone (Methyl Isobutyl Ketone)	mg/L	2.2	8.2	0.017 U	0.01 U
Methyl Tert Butyl Ether	mg/L	0.04	0.72	0.0084 U	0.005 U
Styrene	mg/L	0.1	20	0.0017 U	0.001 U
1,1,2,2-Tetrachloroethane	mg/L	0.0009	0.014	0.0017 U	0.001 U
Tetrachloroethene	mg/L	0.005	0.055	**0.019**[a]	**0.019**[a]
Toluene	mg/L	1	8.2	0.001 J	0.0011
1,2,4-Trichlorobenzene	mg/L	0.07	1	0.0017 U	0.001 U
1,1,1-Trichloroethane	mg/L	0.2	29	0.0017 U	0.001 U
1,1,2-Trichloroethane	mg/L	0.005	0.05	0.0017 U	0.001 U
Trichloroethene	mg/L	0.005	0.031	**0.0091**[a]	**0.0075**[a]
Trichlorofluoromethane (CFC-11)	mg/L	1.7	31	0.0017 U	0.001 U
Trifluorotrichloroethane (Freon 113)	mg/L	nc	nc	0.0017 U	0.001 U
Vinyl chloride	mg/L	0.002	0.004	0.0017 U	0.001 U
Xylene (total)	mg/L	10	20	0.0011 J	0.00055 J

Notes:
See Notes on Table 3.7

TABLE 3.2

SOIL SAMPLE ANALYTICAL RESULTS – AOI 12.5
CURRENT CONDITIONS REPORT SUPPLEMENT
FORMER MANUAL TRASMISSIONS OF MUNCIE
MUNCIE, INDIANA

Sample Location:			*SB-51*	*SB-52*	*SB-52*
Sample ID:	*IDEM*	*IDEM*	*S-017324-111808-NH-003*	*S-017324-111808-NH-001*	*S-017324-111808-NH-002*
Sample Date:	*RISC*	*RISC*	*11/18/2008*	*11/18/2008*	*11/18/2008*
Sample Depth (ft bgs):	*RDCL*	*IDCL*	*(6-8)*	*(6-8)*	*(6-8)*
Sample Type:	*a*	*b*			*Duplicate*
Volatile Organic Compounds (mg/kg)					
Acetone	28	370	0.031	0.046	0.02 U
Benzene	0.034	0.35	0.005 U	0.0047 U	0.0049 U
Bromodichloromethane	0.51	0.51	0.005 U	0.0047 U	0.0049 U
Bromoform	0.6	2.7	0.005 U	0.0047 U	0.0049 U
Bromomethane (Methyl Bromide)	0.052	0.7	0.005 U	0.0047 U	0.0049 U
2-Butanone (Methyl Ethyl Ketone)	35	250	0.02 U	0.019 U	0.02 U
Carbon disulfide	10	82	0.005 U	0.0047 U	0.0049 U
Carbon tetrachloride	0.066	0.29	0.005 U	0.0047 U	0.0049 U
Chlorobenzene	1.3	27	0.005 U	0.0047 U	0.0049 U
Chloroethane	0.65	10	0.005 U	0.0047 U	0.0049 U
Chloroform (Trichloromethane)	0.47	4.7	0.005 U	0.0047 U	0.0049 U
Chloromethane (Methyl Chloride)	nc	nc	0.005 U	0.0047 U	0.0049 U
Cyclohexane	69	69	0.01 U	0.0095 U	0.0098 U
1,2-Dibromo-3-chloropropane (DBCP)	nc	nc	0.01 U	0.0095 U	0.0098 U
Dibromochloromethane	nc	nc	0.005 U	0.0047 U	0.0049 U
1,2-Dibromoethane (Ethylene Dibromide)	0.00034	0.0096	0.005 U	0.0047 U	0.0049 U
1,2-Dichlorobenzene	17	220	0.005 U	0.02 J	0.0049 UJ
1,3-Dichlorobenzene	2.3	8.9	0.005 U	0.0047 U	0.0049 U
1,4-Dichlorobenzene	2.2	3.4	0.005 U	0.0076	0.0049 U
Dichlorodifluoromethane (CFC-12)	nc	nc	0.005 U	0.0047 U	0.0049 U
1,1-Dichloroethane	5.6	58	0.005 U	0.0047 U	0.0049 U
1,2-Dichloroethane	0.024	0.15	0.005 U	0.0047 U	0.0049 U
1,1-Dichloroethene	0.058	42	0.005 U	0.0047 U	0.0049 U
cis-1,2-Dichloroethene	0.4	5.8	0.005 U	0.0047 U	0.0049 U
trans-1,2-Dichloroethene	0.68	14	0.005 U	0.0047 U	0.0049 U
1,2-Dichloropropane	0.03	0.25	0.005 U	0.0047 U	0.0049 U
cis-1,3-Dichloropropene	nc	nc	0.005 U	0.0047 U	0.0049 U
trans-1,3-Dichloropropene	nc	nc	0.005 U	0.0047 U	0.0049 U
Ethylbenzene	13	160	0.005 U	0.0081	0.0049 U
2-Hexanone	nc	nc	0.02 U	0.019 U	0.02 U
Isopropylbenzene	11	42	0.005 U	0.0049	0.0049 U
Methyl acetate	nc	nc	0.01 U	0.0095 U	0.0098 U
Methyl cyclohexane	nc	nc	0.01 U	0.0095 U	0.0098 U
Methyl Tert Butyl Ether	0.18	3.2	0.02 U	0.019 U	0.02 U
4-Methyl-2-Pentanone (Methyl Isobutyl Ketone)	20	75	0.02 U	0.019 U	0.02 U
Methylene chloride	0.023	1.8	0.005 U	0.0058	0.0049 U
Styrene	3.5	550	0.005 U	0.0047 U	0.0049 U
1,1,2,2-Tetrachloroethane	0.007	0.11	0.005 U	0.0047 U	0.0049 U
Tetrachloroethene	0.058	0.64	0.019	0.26 U	0.022
Toluene	12	96	0.005 U	0.0055	0.0049 U
1,2,4-Trichlorobenzene	5.3	77	0.005 U	0.0047 U	0.0049 U
1,1,1-Trichloroethane	1.9	280	0.005 U	0.0047 U	0.0049 U
1,1,2-Trichloroethane	0.03	0.3	0.005 U	0.0047 U	0.0049 U
Trichloroethene	0.057	0.35	0.005 U	0.0047	0.0049 U
Trichlorofluoromethane (CFC-11)	29	540	0.005 U	0.0047 U	0.0049 U
Trifluorotrichloroethane (Freon 113)	nc	nc	0.005 U	0.0047 U	0.0049 U
Vinyl chloride	0.013	0.027	0.005 U	0.0047 U	0.0049 U
Xylene (total)	170	170	0.01 U	0.041 J	0.0098 UJ

TABLE 3.2

SOIL SAMPLE ANALYTICAL RESULTS – AOI 12.5
CURRENT CONDITIONS REPORT SUPPLEMENT
FORMER MANUAL TRASMISSIONS OF MUNCIE
MUNCIE, INDIANA

Sample Location:			*SB-51*	*SB-52*	*SB-52*
Sample ID:	*IDEM*	*IDEM*	*S-017324-111808-NH-003*	*S-017324-111808-NH-001*	*S-017324-111808-NH-002*
Sample Date:	*RISC*	*RISC*	*11/18/2008*	*11/18/2008*	*11/18/2008*
Sample Depth (ft bgs):	*RDCL*	*IDCL*	*(6-8)*	*(6-8)*	*(6-8)*
Sample Type:	*a*	*b*			*Duplicate*
Semi - Volatile Organic Compounds (mg/kg)					
Acenaphthene	130	1800	9.8 U	19 U	19 U
Acenaphthylene	18	180	9.8 U	19 U	19 U
Acetophenone	nc	nc	2 U	3.8 U	3.8 U
Anthracene	2000	2000	9.8 U	19 U	19 U
Atrazine	0.048	0.21	9.8 U	19 U	19 U
Benzaldehyde	nc	nc	9.8 U	19 U	19 U
Benzo(a)anthracene	5	15	9.8 U	19 U	19 U
Benzo(a)pyrene	0.5	1.5	9.8 U	19 U	19 U
Benzo(b)fluoranthene	5	15	9.8 U	19 U	19 U
Benzo(g,h,i)perylene	nc	nc	9.8 U	19 U	19 U
Benzo(k)fluoranthene	50	150	9.8 U	19 U	19 U
Biphenyl	nc	nc	9.8 U	19 U	19 U
4-Bromophenyl phenyl ether	nc	nc	9.8 U	19 U	19 U
Butyl benzylphthalate	310	310	9.8 U	19 U	19 U
Caprolactam	nc	nc	9.8 U	19 U	19 U
Carbazole	5.9	20	9.8 U	19 U	19 U
4-Chloro-3-methylphenol	nc	nc	9.8 U	19 U	19 U
4-Chloroaniline	0.97	2.7	9.8 U	19 U	19 U
bis(2-Chloroethoxy)methane	nc	nc	9.8 U	19 U	19 U
bis(2-Chloroethyl)ether	0.0007	0.012	9.8 U	19 U	19 U
2-Chloronaphthalene	42	560	9.8 U	19 U	19 U
2-Chlorophenol	0.75	10	9.8 U	19 U	19 U
4-Chlorophenyl phenyl ether	nc	nc	9.8 U	19 U	19 U
Chrysene	500	1500	9.8 U	19 U	19 U
Dibenz(a,h)anthracene	0.5	1.5	9.8 U	19 U	19 U
Dibenzofuran	4.9	65	9.8 U	19 U	19 U
3,3'-Dichlorobenzidine	0.062	0.21	48 U	90 U	90 U
2,4-Dichlorophenol	1.1	3	9.8 U	19 U	19 U
Diethyl phthalate	450	840	9.8 U	19 U	19 U
Dimethyl phthalate	1100	1100	9.8 U	19 U	19 U
2,4-Dimethylphenol	9	25	9.8 U	19 U	19 U
Di-n-butylphthalate	760	760	9.8 U	19 U	19 U
4,6-Dinitro-2-methylphenol	nc	nc	48 U	90 U	90 U
2,4-Dinitrophenol	0.29	0.82	48 U	90 U	90 U
2,4-Dinitrotoluene	nc	nc	9.8 U	19 U	19 U
2,6-Dinitrotoluene	nc	nc	9.8 U	19 U	19 U
Di-n-octyl phthalate	2000	2000	9.8 U	19 U	19 U
bis(2-Ethylhexyl)phthalate	300	980	9.8 U	19 U	19 U
Fluoranthene	2000	2000	9.8 U	19 U	19 U
Fluorene	170	2000	9.8 U	19 U	19 U
Hexachlorobenzene	2.2	3.9	9.8 U	19 U	19 U
Hexachlorobutadiene	24	66	9.8 U	19 U	19 U
Hexachlorocyclopentadiene	400	720	48 U	90 U	90 U
Hexachloroethane	2.8	7.7	9.8 U	19 U	19 U
Indeno(1,2,3-cd)pyrene	5	15	9.8 U	19 U	19 U
Isophorone	5.3	18	9.8 U	19 U	19 U
2-Methylnaphthalene	3.1	42	9.8 U	19 U	19 U
2-Methylphenol	14	39	9.8 U	19 U	19 U
4-Methylphenol	1.1	3	9.8 U	19 U	19 U
Naphthalene	0.7	170	9.8 U	19 U	19 U
2-Nitroaniline	0.67	1.9	48 U	90 U	90 U
3-Nitroaniline	nc	nc	48 U	90 U	90 U
4-Nitroaniline	nc	nc	48 U	90 U	90 U
Nitrobenzene	0.028	0.34	9.8 U	19 U	19 U
2-Nitrophenol	nc	nc	9.8 U	19 U	19 U
4-Nitrophenol	nc	nc	48 U	90 U	90 U

TABLE 3.2

SOIL SAMPLE ANALYTICAL RESULTS – AOI 12.5
CURRENT CONDITIONS REPORT SUPPLEMENT
FORMER MANUAL TRASMISSIONS OF MUNCIE
MUNCIE, INDIANA

Sample Location:			*SB-51*	*SB-52*	*SB-52*
Sample ID:	*IDEM*	*IDEM*	*S-017324-111808-NH-003*	*S-017324-111808-NH-001*	*S-017324-111808-NH-002*
Sample Date:	*RISC*	*RISC*	*11/18/2008*	*11/18/2008*	*11/18/2008*
Sample Depth (ft bgs):	*RDCL*	*IDCL*	*(6-8)*	*(6-8)*	*(6-8)*
Sample Type:	*a*	*b*			*Duplicate*
Semi - Volatile Organic Compounds (mg/kg) Continued					
N-Nitrosodi-n-propylamine	0.0006	0.002	9.8 U	19 U	19 U
N-Nitrosodiphenylamine	9.7	32	9.8 U	19 U	19 U
2,2'-oxybis(1-Chloropropane)	0.027	0.26	9.8 U	19 U	19 U
Pentachlorophenol	0.028	0.66	9.8 U	19 U	19 U
Phenanthrene	13	170	9.8 U	19 U	19 U
Phenol	56	160	9.8 U	19 U	19 U
Pyrene	2000	2000	9.8 U	19 U	19 U
2,4,5-Trichlorophenol	250	690	9.8 U	19 U	19 U
2,4,6-Trichlorophenol	0.07	0.2	9.8 U	19 U	19 U
Polychlorinated Biphenyl (mg/kg)					
Aroclor-1016 (PCB-1016)	nc	nc	0.2 U	0.19 U	0.19 U
Aroclor-1221 (PCB-1221)	nc	nc	0.2 U	0.19 U	0.19 U
Aroclor-1232 (PCB-1232)	nc	nc	0.2 U	0.19 U	0.19 U
Aroclor-1242 (PCB-1242)	nc	nc	0.2 U	0.19 U	0.19 U
Aroclor-1248 (PCB-1248)	nc	nc	0.2 U	0.48	0.42
Aroclor-1254 (PCB-1254)	nc	nc	0.2 U	0.19 U	0.19 U
Aroclor-1260 (PCB-1260)	nc	nc	0.2 U	0.19 U	0.19 U
Metals (mg/kg)					
Aluminum	nc	nc	6480	2550	2590
Antimony	5.4	37	**7.2 UJ[a]**	6.8 U	6.8 U
Arsenic	3.9	5.8	**4.6[a]**	**4.2[a]**	**4.0[a]**
Cadmium	7.5	77	0.60 U	0.56 U	0.56 U
Chromium Total	nc	nc	9.8	5.0	5.3
Cobalt	nc	nc	6.0 U	5.6 U	5.6 U
Copper	920	2900	14.6	9.3	9.4
Iron	nc	nc	11100	6830	7130
Lead	81	230	7.5	4.8	7.2
Manganese	nc	nc	258	180	179
Mercury	nc	nc	0.12 U	0.11 U	0.11 U
Nickel	950	2700	13.2	6.6	7.4
Potassium	nc	nc	677	618	617
Selenium	5.2	53	0.60 U	0.56 U	0.56 U
Silver	31	87	1.2 U	1.1 U	1.1 U
Sodium	nc	nc	597 U	565 U	564 U
Thallium	2.8	10	1.2 U	1.1 U	1.1 U
Vanadium	nc	nc	16.0	8.6	8.3
Zinc	10000	10000	38.5	27.8	30.8

Notes:
See Notes on Table 3.7

TABLE 3.2

SOIL SAMPLE ANALYTICAL RESULTS – AOI 12.5
CURRENT CONDITIONS REPORT SUPPLEMENT
FORMER MANUAL TRASMISSIONS OF MUNCIE
MUNCIE, INDIANA

Sample Location:	*SB-53*	*SB-54*	*SB-55*	*SB-56*
Sample ID:	*S-017324-111808-NH-004*	*S-017324-111808-NH-005*	*S-017324-111808-NH-006*	*S-017324-111808-NH-007*
Sample Date:	*11/18/2008*	*11/18/2008*	*11/18/2008*	*11/18/2008*
Sample Depth (ft bgs):	*(6-8)*	*(6-8)*	*(6-8)*	*(6-8)*
Sample Type:				
Volatile Organic Compounds (mg/kg)				
Acetone	--	0.017	--	0.019 U
Benzene	--	0.0044 U	--	0.0047 U
Bromodichloromethane	--	0.0044 U	--	0.0047 U
Bromoform	--	0.0044 U	--	0.0047 U
Bromomethane (Methyl Bromide)	--	0.0044 U	--	0.0047 U
2-Butanone (Methyl Ethyl Ketone)	--	0.017 U	--	0.019 U
Carbon disulfide	--	0.0044 U	--	0.0047 U
Carbon tetrachloride	--	0.0044 U	--	0.0047 U
Chlorobenzene	--	0.0044 U	--	0.0047 U
Chloroethane	--	0.0044 U	--	0.0047 U
Chloroform (Trichloromethane)	--	0.0044 U	--	0.0047 U
Chloromethane (Methyl Chloride)	--	0.0044 U	--	0.0047 U
Cyclohexane	--	0.0087 U	--	0.0094 U
1,2-Dibromo-3-chloropropane (DBCP)	--	0.0087 U	--	0.0094 U
Dibromochloromethane	--	0.0044 U	--	0.0047 U
1,2-Dibromoethane (Ethylene Dibromide)	--	0.0044 U	--	0.0047 U
1,2-Dichlorobenzene	--	0.0044 U	--	0.0047 U
1,3-Dichlorobenzene	--	0.0044 U	--	0.0047 U
1,4-Dichlorobenzene	--	0.0044 U	--	0.0047 U
Dichlorodifluoromethane (CFC-12)	--	0.0044 U	--	0.0047 U
1,1-Dichloroethane	--	0.0044 U	--	0.0047 U
1,2-Dichloroethane	--	0.0044 U	--	0.0047 U
1,1-Dichloroethene	--	0.0044 U	--	0.0047 U
cis-1,2-Dichloroethene	--	0.0044 U	--	0.0047 U
trans-1,2-Dichloroethene	--	0.0044 U	--	0.0047 U
1,2-Dichloropropane	--	0.0044 U	--	0.0047 U
cis-1,3-Dichloropropene	--	0.0044 U	--	0.0047 U
trans-1,3-Dichloropropene	--	0.0044 U	--	0.0047 U
Ethylbenzene	--	0.0044 U	--	0.0047 U
2-Hexanone	--	0.017 U	--	0.019 U
Isopropylbenzene	--	0.0044 U	--	0.0047 U
Methyl acetate	--	0.0087 U	--	0.0094 U
Methyl cyclohexane	--	0.0087 U	--	0.0094 U
Methyl Tert Butyl Ether	--	0.017 U	--	0.019 U
4-Methyl-2-Pentanone (Methyl Isobutyl Ketone)	--	0.017 U	--	0.019 U
Methylene chloride	--	0.0044 U	--	0.0047 U
Styrene	--	0.0044 U	--	0.0047 U
1,1,2,2-Tetrachloroethane	--	0.0044 U	--	0.0047 U
Tetrachloroethene	--	0.0044 U	--	0.0047 U
Toluene	--	0.0044 U	--	0.0047 U
1,2,4-Trichlorobenzene	--	0.0044 U	--	0.0047 U
1,1,1-Trichloroethane	--	0.0044 U	--	0.0047 U
1,1,2-Trichloroethane	--	0.0044 U	--	0.0047 U
Trichloroethene	--	0.0044 U	--	0.0047 U
Trichlorofluoromethane (CFC-11)	--	0.0044 U	--	0.0047 U
Trifluorotrichloroethane (Freon 113)	--	0.0044 U	--	0.0047 U
Vinyl chloride	--	0.0044 U	--	0.0047 U
Xylene (total)	--	0.0087 U	--	0.0094 U

TABLE 3.2

SOIL SAMPLE ANALYTICAL RESULTS – AOI 12.5
CURRENT CONDITIONS REPORT SUPPLEMENT
FORMER MANUAL TRASMISSIONS OF MUNCIE
MUNCIE, INDIANA

Sample Location:	*SB-53*	*SB-54*	*SB-55*	*SB-56*
Sample ID:	*S-017324-111808-NH-004*	*S-017324-111808-NH-005*	*S-017324-111808-NH-006*	*S-017324-111808-NH-007*
Sample Date:	*11/18/2008*	*11/18/2008*	*11/18/2008*	*11/18/2008*
Sample Depth (ft bgs):	*(6-8)*	*(6-8)*	*(6-8)*	*(6-8)*
Sample Type:				
Semi - Volatile Organic Compounds (mg/kg)				
Acenaphthene	0.39 U	9.1 U	0.37 U	0.38 U
Acenaphthylene	0.39 U	9.1 U	0.37 U	0.38 U
Acetophenone	0.078 U	1.8 U	0.074 U	0.076 U
Anthracene	0.39 U	9.1 U	0.37 U	0.38 U
Atrazine	0.39 U	9.1 U	0.37 U	0.38 U
Benzaldehyde	0.39 U	9.1 U	0.37 U	0.38 U
Benzo(a)anthracene	0.46	9.1 U	0.37 U	0.38 U
Benzo(a)pyrene	0.39	9.1 U	0.37 U	0.38 U
Benzo(b)fluoranthene	0.53	9.1 U	0.37 U	0.38 U
Benzo(g,h,i)perylene	0.39 U	9.1 U	0.37 U	0.38 U
Benzo(k)fluoranthene	0.39 U	9.1 U	0.37 U	0.38 U
Biphenyl	0.39 U	9.1 U	0.37 U	0.38 U
4-Bromophenyl phenyl ether	0.39 U	9.1 U	0.37 U	0.38 U
Butyl benzylphthalate	0.39 U	9.1 U	0.37 U	0.38 U
Caprolactam	0.39 U	9.1 U	0.37 U	0.38 U
Carbazole	0.39 U	9.1 U	0.37 U	0.38 U
4-Chloro-3-methylphenol	0.39 U	9.1 U	0.37 U	0.38 U
4-Chloroaniline	0.39 U	9.1 U	0.37 U	0.38 U
bis(2-Chloroethoxy)methane	0.39 U	9.1 U	0.37 U	0.38 U
bis(2-Chloroethyl)ether	0.39 U	9.1 U	0.37 U	0.38 U
2-Chloronaphthalene	0.39 U	9.1 U	0.37 U	0.38 U
2-Chlorophenol	0.39 U	9.1 U	0.37 U	0.38 U
4-Chlorophenyl phenyl ether	0.39 U	9.1 U	0.37 U	0.38 U
Chrysene	0.46	9.1 U	0.37 U	0.38 U
Dibenz(a,h)anthracene	0.39 U	9.1 U	0.37 U	0.38 U
Dibenzofuran	0.39 U	9.1 U	0.37 U	0.38 U
3,3'-Dichlorobenzidine	1.9 U	44 U	1.8 U	1.8 U
2,4-Dichlorophenol	0.39 U	9.1 U	0.37 U	0.38 U
Diethyl phthalate	0.39 U	9.1 U	0.37 U	0.38 U
Dimethyl phthalate	0.39 U	9.1 U	0.37 U	0.38 U
2,4-Dimethylphenol	0.39 U	9.1 U	0.37 U	0.38 U
Di-n-butylphthalate	0.39 U	9.1 U	0.37 U	0.38 U
4,6-Dinitro-2-methylphenol	1.9 U	44 U	1.8 U	1.8 U
2,4-Dinitrophenol	1.9 U	44 U	1.8 U	1.8 U
2,4-Dinitrotoluene	0.39 U	9.1 U	0.37 U	0.38 U
2,6-Dinitrotoluene	0.39 U	9.1 U	0.37 U	0.38 U
Di-n-octyl phthalate	0.39 U	9.1 U	0.37 U	0.38 U
bis(2-Ethylhexyl)phthalate	0.39 U	9.1 U	0.37 U	0.38 U
Fluoranthene	1.2	9.1 U	0.37 U	0.38 U
Fluorene	0.39 U	9.1 U	0.37 U	0.38 U
Hexachlorobenzene	0.39 U	9.1 U	0.37 U	0.38 U
Hexachlorobutadiene	0.39 U	9.1 U	0.37 U	0.38 U
Hexachlorocyclopentadiene	1.9 U	44 U	1.8 U	1.8 U
Hexachloroethane	0.39 U	9.1 U	0.37 U	0.38 U
Indeno(1,2,3-cd)pyrene	0.39 U	9.1 U	0.37 U	0.38 U
Isophorone	0.39 U	9.1 U	0.37 U	0.38 U
2-Methylnaphthalene	0.39 U	9.1 U	0.37 U	0.38 U
2-Methylphenol	0.39 U	9.1 U	0.37 U	0.38 U
4-Methylphenol	0.39 U	9.1 U	0.37 U	0.38 U
Naphthalene	0.39 U	9.1 U	0.37 U	0.38 U
2-Nitroaniline	1.9 U	44 U	1.8 U	1.8 U
3-Nitroaniline	1.9 U	44 U	1.8 U	1.8 U
4-Nitroaniline	1.9 U	44 U	1.8 U	1.8 U
Nitrobenzene	0.39 U	9.1 U	0.37 U	0.38 U
2-Nitrophenol	0.39 U	9.1 U	0.37 U	0.38 U
4-Nitrophenol	1.9 U	44 U	1.8 U	1.8 U

TABLE 3.2

SOIL SAMPLE ANALYTICAL RESULTS – AOI 12.5
CURRENT CONDITIONS REPORT SUPPLEMENT
FORMER MANUAL TRASMISSIONS OF MUNCIE
MUNCIE, INDIANA

Sample Location:	*SB-53*	*SB-54*	*SB-55*	*SB-56*
Sample ID:	*S-017324-111808-NH-004*	*S-017324-111808-NH-005*	*S-017324-111808-NH-006*	*S-017324-111808-NH-007*
Sample Date:	*11/18/2008*	*11/18/2008*	*11/18/2008*	*11/18/2008*
Sample Depth (ft bgs):	*(6-8)*	*(6-8)*	*(6-8)*	*(6-8)*
Sample Type:				
Semi - Volatile Organic Compounds (mg/kg) Cont				
N-Nitrosodi-n-propylamine	0.39 U	9.1 U	0.37 U	0.38 U
N-Nitrosodiphenylamine	0.39 U	9.1 U	0.37 U	0.38 U
2,2'-oxybis(1-Chloropropane)	0.39 U	9.1 U	0.37 U	0.38 U
Pentachlorophenol	0.39 U	9.1 U	0.37 U	0.38 U
Phenanthrene	0.72	9.1 U	0.37 U	0.38 U
Phenol	0.39 U	9.1 U	0.37 U	0.38 U
Pyrene	0.95	9.1 U	0.37 U	0.38 U
2,4,5-Trichlorophenol	0.39 U	9.1 U	0.37 U	0.38 U
2,4,6-Trichlorophenol	0.39 U	9.1 U	0.37 U	0.38 U
Polychlorinated Biphenyl (mg/kg)				
Aroclor-1016 (PCB-1016)	0.039 U	0.37 U	0.037 U	0.038 U
Aroclor-1221 (PCB-1221)	0.039 U	0.37 U	0.037 U	0.038 U
Aroclor-1232 (PCB-1232)	0.039 U	0.37 U	0.037 U	0.038 U
Aroclor-1242 (PCB-1242)	0.039 U	0.37 U	0.037 U	0.038 U
Aroclor-1248 (PCB-1248)	0.039 U	0.37 U	0.037 U	0.038 U
Aroclor-1254 (PCB-1254)	0.039 U	0.37 U	0.037 U	0.038 U
Aroclor-1260 (PCB-1260)	0.039 U	0.37 U	0.037 U	0.038 U
Metals (mg/kg)				
Aluminum	3530	1690	1760	3020
Antimony	7.1 U	6.6 U	6.7 U	6.8 U
Arsenic	**4.6**[a]	3.4	3.2	**4.6**[a]
Cadmium	0.59 U	0.55 U	0.56 U	0.57 U
Chromium Total	6.4	3.5	4.0	6.7
Cobalt	5.9 U	5.5 U	5.6 U	5.7 U
Copper	12.5	7.4	7.0	10.5
Iron	9640	5910	5580	9610
Lead	12.0	3.9	6.5	8.1
Manganese	239	151	143	246
Mercury	0.12 U	0.11 U	0.11 U	0.11 U
Nickel	10.4	5.0	5.6	8.5
Potassium	799	554 U	556 U	569 U
Selenium	0.59 U	0.55 U	0.56 U	0.57 U
Silver	1.2 U	1.1 U	1.1 U	1.1 U
Sodium	588 U	554 U	556 U	569 U
Thallium	1.2 U	1.1 U	1.1 U	1.1 U
Vanadium	11.2	6.1	6.4	9.8
Zinc	43.4	24.2	21.8	35.8

Notes:
See Notes on Table 3.7

TABLE 3.2

SOIL SAMPLE ANALYTICAL RESULTS – AOI 12.5
CURRENT CONDITIONS REPORT SUPPLEMENT
FORMER MANUAL TRASMISSIONS OF MUNCIE
MUNCIE, INDIANA

Sample Location:	*SB-58*	*SB-60*	*SB-61*	*SB-62*
Sample ID:	*S-017324-111808-NH-008*	*S-017324-111808-NH-010*	*S-017324-111808-NH-011*	*S-017324-112008-NH-033*
Sample Date:	*11/18/2008*	*11/18/2008*	*11/18/2008*	*11/20/2008*
Sample Depth (ft bgs):	*(6-8)*	*(6-8)*	*(6-8)*	*(6-8)*
Sample Type:				
Volatile Organic Compounds (mg/kg)				
Acetone	0.019 U	0.019	0.021 U	0.018 U
Benzene	0.0046 U	0.0042 U	0.0052 U	0.0044 U
Bromodichloromethane	0.0046 U	0.0042 U	0.0052 U	0.0044 U
Bromoform	0.0046 U	0.0042 U	0.0052 U	0.0044 U
Bromomethane (Methyl Bromide)	0.0046 U	0.0042 U	0.0052 U	0.0044 U
2-Butanone (Methyl Ethyl Ketone)	0.019 U	0.017 U	0.021 U	0.018 U
Carbon disulfide	0.0046 U	0.0042 U	0.0052 U	0.0044 U
Carbon tetrachloride	0.0046 U	0.0042 U	0.0052 U	0.0044 U
Chlorobenzene	0.0046 U	0.0042 U	0.0052 U	0.0044 U
Chloroethane	0.0046 U	0.0042 U	0.0052 U	0.0044 U
Chloroform (Trichloromethane)	0.0046 U	0.0042 U	0.0052 U	0.0044 U
Chloromethane (Methyl Chloride)	0.0046 U	0.0042 U	0.0052 U	0.0044 U
Cyclohexane	0.0093 U	0.0085 U	0.01 U	0.0088 U
1,2-Dibromo-3-chloropropane (DBCP)	0.0093 U	0.0085 U	0.01 U	0.0088 U
Dibromochloromethane	0.0046 U	0.0042 U	0.0052 U	0.0044 U
1,2-Dibromoethane (Ethylene Dibromide)	0.0046 U	0.0042 U	0.0052 U	0.0044 U
1,2-Dichlorobenzene	0.0046 U	0.0042 U	0.0052 U	0.0044 U
1,3-Dichlorobenzene	0.0046 U	0.0042 U	0.0052 U	0.0044 U
1,4-Dichlorobenzene	0.0046 U	0.0042 U	0.0052 U	0.0044 U
Dichlorodifluoromethane (CFC-12)	0.0046 U	0.0042 U	0.0052 U	0.0044 U
1,1-Dichloroethane	0.0046 U	0.0042 U	0.0052 U	0.0044 U
1,2-Dichloroethane	0.0046 U	0.0042 U	0.0052 U	0.0044 U
1,1-Dichloroethene	0.0046 U	0.0042 U	0.0052 U	0.0044 U
cis-1,2-Dichloroethene	0.0046 U	0.0042 U	0.0052 U	0.0044 U
trans-1,2-Dichloroethene	0.0046 U	0.0042 U	0.0052 U	0.0044 U
1,2-Dichloropropane	0.0046 U	0.0042 U	0.0052 U	0.0044 U
cis-1,3-Dichloropropene	0.0046 U	0.0042 U	0.0052 U	0.0044 U
trans-1,3-Dichloropropene	0.0046 U	0.0042 U	0.0052 U	0.0044 U
Ethylbenzene	0.013	0.0042 U	0.0052 U	0.0044 U
2-Hexanone	0.019 U	0.017 U	0.021 U	0.018 U
Isopropylbenzene	0.078	0.0042 U	0.0052 U	0.0044 U
Methyl acetate	0.0093 U	0.0085 U	0.01 U	0.0088 U
Methyl cyclohexane	0.0093 U	0.0085 U	0.01 U	0.0088 U
Methyl Tert Butyl Ether	0.019 U	0.017 U	0.021 U	0.018 U
4-Methyl-2-Pentanone (Methyl Isobutyl Ketone)	0.019 U	0.017 U	0.021 U	0.018 U
Methylene chloride	0.0077	0.0042 U	0.0052 U	0.018
Styrene	0.0046 U	0.0042 U	0.0052 U	0.0044 U
1,1,2,2-Tetrachloroethane	0.0046 U	0.0042 U	0.0052 U	0.0044 U
Tetrachloroethene	**0.083**[a]	0.0042 U	0.0052 U	0.0044 U
Toluene	0.0046 U	0.0042 U	0.0052 U	0.0044 U
1,2,4-Trichlorobenzene	0.0046 U	0.0042 U	0.0052 U	0.0044 U
1,1,1-Trichloroethane	0.0046 U	0.0042 U	0.0052 U	0.0044 U
1,1,2-Trichloroethane	0.0046 U	0.0042 U	0.0052 U	0.0044 U
Trichloroethene	0.0046 U	0.0042 U	0.0052 U	0.0044 U
Trichlorofluoromethane (CFC-11)	0.0046 U	0.0042 U	0.0052 U	0.0044 U
Trifluorotrichloroethane (Freon 113)	0.0046 U	0.0042 U	0.0052 U	0.0044 U
Vinyl chloride	0.0046 U	0.0042 U	0.0052 U	0.0044 U
Xylene (total)	0.052	0.0085 U	0.01 U	0.0088 U

TABLE 3.2

SOIL SAMPLE ANALYTICAL RESULTS – AOI 12.5
CURRENT CONDITIONS REPORT SUPPLEMENT
FORMER MANUAL TRASMISSIONS OF MUNCIE
MUNCIE, INDIANA

Sample Location:	*SB-58*	*SB-60*	*SB-61*	*SB-62*
Sample ID:	*S-017324-111808-NH-008*	*S-017324-111808-NH-010*	*S-017324-111808-NH-011*	*S-017324-112008-NH-033*
Sample Date:	*11/18/2008*	*11/18/2008*	*11/18/2008*	*11/20/2008*
Sample Depth (ft bgs):	*(6-8)*	*(6-8)*	*(6-8)*	*(6-8)*
Sample Type:				
Semi - Volatile Organic Compounds (mg/kg)				
Acenaphthene	17 U	0.36 U	0.35 U	0.37 U
Acenaphthylene	17 U	0.36 U	0.35 U	0.37 U
Acetophenone	3.5 U	0.073 U	0.07 U	0.075 U
Anthracene	17 U	0.36 U	0.35 U	0.37 U
Atrazine	17 U	0.36 U	0.35 U	0.37 U
Benzaldehyde	17 U	0.36 U	0.35 U	0.37 U
Benzo(a)anthracene	17 U	0.36 U	0.35 U	0.37 U
Benzo(a)pyrene	17 U	0.36 U	0.35 U	0.37 U
Benzo(b)fluoranthene	17 U	0.36 U	0.35 U	0.37 U
Benzo(g,h,i)perylene	17 U	0.36 U	0.35 U	0.37 U
Benzo(k)fluoranthene	17 U	0.36 U	0.35 U	0.37 U
Biphenyl	17 U	0.36 U	0.35 U	0.37 U
4-Bromophenyl phenyl ether	17 U	0.36 U	0.35 U	0.37 U
Butyl benzylphthalate	17 U	0.36 U	0.35 U	0.37 U
Caprolactam	17 U	0.36 U	0.35 U	0.37 U
Carbazole	17 U	0.36 U	0.35 U	0.37 U
4-Chloro-3-methylphenol	17 U	0.36 U	0.35 U	0.37 U
4-Chloroaniline	17 U	0.36 U	0.35 U	0.37 U
bis(2-Chloroethoxy)methane	17 U	0.36 U	0.35 U	0.37 U
bis(2-Chloroethyl)ether	17 U	0.36 U	0.35 U	0.37 U
2-Chloronaphthalene	17 U	0.36 U	0.35 U	0.37 U
2-Chlorophenol	17 U	0.36 U	0.35 U	0.37 U
4-Chlorophenyl phenyl ether	17 U	0.36 U	0.35 U	0.37 U
Chrysene	17 U	0.36 U	0.35 U	0.37 U
Dibenz(a,h)anthracene	17 U	0.36 U	0.35 U	0.37 U
Dibenzofuran	17 U	0.36 U	0.35 U	0.37 U
3,3'-Dichlorobenzidine	84 U	1.7 U	1.7 U	1.8 U
2,4-Dichlorophenol	17 U	0.36 U	0.35 U	0.37 U
Diethyl phthalate	17 U	0.36 U	0.35 U	0.37 U
Dimethyl phthalate	17 U	0.36 U	0.35 U	0.37 U
2,4-Dimethylphenol	17 U	0.36 U	0.35 U	0.37 U
Di-n-butylphthalate	17 U	0.36 U	0.35 U	0.37 U
4,6-Dinitro-2-methylphenol	84 U	1.7 U	1.7 U	1.8 U
2,4-Dinitrophenol	84 U	1.7 U	1.7 U	1.8 U
2,4-Dinitrotoluene	17 U	0.36 U	0.35 U	0.37 U
2,6-Dinitrotoluene	17 U	0.36 U	0.35 U	0.37 U
Di-n-octyl phthalate	17 U	0.36 U	0.35 U	0.37 U
bis(2-Ethylhexyl)phthalate	17 U	0.36 U	0.35 U	0.37 U
Fluoranthene	17 U	0.36 U	0.35 U	0.37 U
Fluorene	17 U	0.36 U	0.35 U	0.37 U
Hexachlorobenzene	17 U	0.36 U	0.35 U	0.37 U
Hexachlorobutadiene	17 U	0.36 U	0.35 U	0.37 U
Hexachlorocyclopentadiene	84 U	1.7 U	1.7 U	1.8 U
Hexachloroethane	17 U	0.36 U	0.35 U	0.37 U
Indeno(1,2,3-cd)pyrene	17 U	0.36 U	0.35 U	0.37 U
Isophorone	17 U	0.36 U	0.35 U	0.37 U
2-Methylnaphthalene	17 U	0.36 U	0.35 U	0.37 U
2-Methylphenol	17 U	0.36 U	0.35 U	0.37 U
4-Methylphenol	17 U	0.36 U	0.35 U	0.37 U
Naphthalene	17 U	0.36 U	0.35 U	0.37 U
2-Nitroaniline	84 U	1.7 U	1.7 U	1.8 U
3-Nitroaniline	84 U	1.7 U	1.7 U	1.8 U
4-Nitroaniline	84 U	1.7 U	1.7 U	1.8 U
Nitrobenzene	17 U	0.36 U	0.35 U	0.37 U
2-Nitrophenol	17 U	0.36 U	0.35 U	0.37 U
4-Nitrophenol	84 U	1.7 U	1.7 U	1.8 U

TABLE 3.2

SOIL SAMPLE ANALYTICAL RESULTS – AOI 12.5
CURRENT CONDITIONS REPORT SUPPLEMENT
FORMER MANUAL TRASMISSIONS OF MUNCIE
MUNCIE, INDIANA

Sample Location:	*SB-58*	*SB-60*	*SB-61*	*SB-62*
Sample ID:	*S-017324-111808-NH-008*	*S-017324-111808-NH-010*	*S-017324-111808-NH-011*	*S-017324-112008-NH-033*
Sample Date:	*11/18/2008*	*11/18/2008*	*11/18/2008*	*11/20/2008*
Sample Depth (ft bgs):	*(6-8)*	*(6-8)*	*(6-8)*	*(6-8)*
Sample Type:				
Semi - Volatile Organic Compounds (mg/kg) Cont				
N-Nitrosodi-n-propylamine	17 U	0.36 U	0.35 U	0.37 U
N-Nitrosodiphenylamine	17 U	0.36 U	0.35 U	0.37 U
2,2'-oxybis(1-Chloropropane)	17 U	0.36 U	0.35 U	0.37 U
Pentachlorophenol	17 U	0.36 U	0.35 U	0.37 U
Phenanthrene	17 U	0.36 U	0.35 U	0.37 U
Phenol	17 U	0.36 U	0.35 U	0.37 U
Pyrene	17 U	0.36 U	0.35 U	0.37 U
2,4,5-Trichlorophenol	17 U	0.36 U	0.35 U	0.37 U
2,4,6-Trichlorophenol	17 U	0.36 U	0.35 U	0.37 U
Polychlorinated Biphenyl (mg/kg)				
Aroclor-1016 (PCB-1016)	0.35 U	0.036 U	0.035 U	0.037 U
Aroclor-1221 (PCB-1221)	0.35 U	0.036 U	0.035 U	0.037 U
Aroclor-1232 (PCB-1232)	0.35 U	0.036 U	0.035 U	0.037 U
Aroclor-1242 (PCB-1242)	0.35 U	0.036 U	0.035 U	0.037 U
Aroclor-1248 (PCB-1248)	0.35 U	0.036 U	0.035 U	0.037 U
Aroclor-1254 (PCB-1254)	0.35 U	0.036 U	0.035 U	0.037 U
Aroclor-1260 (PCB-1260)	0.35 U	0.036 U	0.035 U	0.037 U
Metals (mg/kg)				
Aluminum	2710	3440	1180	2760
Antimony	6.3 U	6.5 U	6.3 U	6.8 U
Arsenic	2.9	**7.7**[ab]	2.4	**4.6**[a]
Cadmium	0.53 U	0.54 U	0.53 U	0.56 U
Chromium Total	4.7	7.7	2.5	5.9
Cobalt	5.3 U	5.4 U	5.3 U	5.6 U
Copper	7.5	12.5	3.6	11.6
Iron	6600	16500	3790	9550
Lead	4.1	6.1	3.7	6.0
Manganese	164	318	184	215
Mercury	0.11 U	0.11 U	0.11 U	0.11 U
Nickel	7.4	12.3	4.2 U	9.7
Potassium	731	919	529 U	593
Selenium	0.53 U	0.54 U	0.53 U	0.56 U
Silver	1.1 U	1.1 U	1.1 U	1.1 U
Sodium	526 U	545 U	529 U	564 U
Thallium	1.1 U	1.1 U	1.1 U	1.1 U
Vanadium	7.6	14.6	5.3 U	8.6
Zinc	22.5	41.1	13.4	43.0

Notes:
See Notes on Table 3.7

TABLE 3.2

SOIL SAMPLE ANALYTICAL RESULTS – AOI 12.5
CURRENT CONDITIONS REPORT SUPPLEMENT
FORMER MANUAL TRASMISSIONS OF MUNCIE
MUNCIE, INDIANA

Sample Location:	*SB-63*	*SB-64*	*SB-67*	*SB-68*
Sample ID:	*S-017324-112008-NH-032*	*S-017324-112008-NH-034*	*S-017324-112008-NH-035*	*S-017324-112008-NH-036*
Sample Date:	*11/20/2008*	*11/20/2008*	*11/20/2008*	*11/20/2008*
Sample Depth (ft bgs):	*(6-8)*	*(6-8)*	*(6-8)*	*(6-8)*
Sample Type:				
Volatile Organic Compounds (mg/kg)				
Acetone	0.023 U	0.019 U	1 U	0.016 U
Benzene	0.0057 U	0.0046 U	0.26 U	0.004 U
Bromodichloromethane	0.0057 U	0.0046 U	0.26 U	0.004 U
Bromoform	0.0057 U	0.0046 U	0.26 U	0.004 U
Bromomethane (Methyl Bromide)	0.0057 U	0.0046 U	0.26 U	0.004 U
2-Butanone (Methyl Ethyl Ketone)	0.023 U	0.019 U	1 U	0.016 U
Carbon disulfide	0.0057 U	0.0046 U	0.26 U	0.004 U
Carbon tetrachloride	0.0057 U	0.0046 U	0.26 U	0.004 U
Chlorobenzene	0.0057 U	0.0046 U	0.26 U	0.004 U
Chloroethane	0.0057 U	0.0046 U	0.26 U	0.004 U
Chloroform (Trichloromethane)	0.0057 U	0.0046 U	0.26 U	0.004 U
Chloromethane (Methyl Chloride)	0.0057 U	0.0046 U	0.26 U	0.004 U
Cyclohexane	0.011 U	0.0093 U	0.51 U	0.0081 U
1,2-Dibromo-3-chloropropane (DBCP)	0.011 U	0.0093 U	0.51 U	0.0081 U
Dibromochloromethane	0.0057 U	0.0046 U	0.26 U	0.004 U
1,2-Dibromoethane (Ethylene Dibromide)	0.0057 U	0.0046 U	0.26 U	0.004 U
1,2-Dichlorobenzene	0.0057 U	0.0046 U	0.26 U	0.004 U
1,3-Dichlorobenzene	0.0057 U	0.0046 U	0.26 U	0.004 U
1,4-Dichlorobenzene	0.0057 U	0.0046 U	0.26 U	0.004 U
Dichlorodifluoromethane (CFC-12)	0.0057 U	0.0046 U	0.26 U	0.004 U
1,1-Dichloroethane	0.0057 U	0.0046 U	0.26 U	0.004 U
1,2-Dichloroethane	0.0057 U	0.0046 U	0.26 U	0.004 U
1,1-Dichloroethene	0.0057 U	0.0046 U	0.26 U	0.004 U
cis-1,2-Dichloroethene	0.0057 U	0.0046 U	0.26 U	0.004 U
trans-1,2-Dichloroethene	0.0057 U	0.0046 U	0.26 U	0.004 U
1,2-Dichloropropane	0.0057 U	0.0046 U	0.26 U	0.004 U
cis-1,3-Dichloropropene	0.0057 U	0.0046 U	0.26 U	0.004 U
trans-1,3-Dichloropropene	0.0057 U	0.0046 U	0.26 U	0.004 U
Ethylbenzene	0.0057 U	0.0046 U	0.26 U	0.004 U
2-Hexanone	0.023 U	0.019 U	1 U	0.016 U
Isopropylbenzene	0.0057 U	0.0046 U	0.26 U	0.004 U
Methyl acetate	0.011 U	0.0093 U	0.51 U	0.0081 U
Methyl cyclohexane	0.011 U	0.0093 U	0.51 U	0.0081 U
Methyl Tert Butyl Ether	0.023 U	0.019 U	1 U	0.016 U
4-Methyl-2-Pentanone (Methyl Isobutyl Ketone)	0.023 U	0.019 U	1 U	0.016 U
Methylene chloride	**0.024**[a]	0.014	0.26 U	0.014
Styrene	0.0057 U	0.0046 U	0.26 U	0.004 U
1,1,2,2-Tetrachloroethane	0.0057 U	0.0046 U	0.26 U	0.004 U
Tetrachloroethene	0.0057 U	0.0046 U	0.26 U	0.004 U
Toluene	0.0057 U	0.0046 U	0.26 U	0.004 U
1,2,4-Trichlorobenzene	0.0057 U	0.0046 U	0.26 U	0.004 U
1,1,1-Trichloroethane	0.0057 U	0.0046 U	0.26 U	0.004 U
1,1,2-Trichloroethane	0.0057 U	0.0046 U	0.26 U	0.004 U
Trichloroethene	0.0057 U	0.0046 U	0.26 U	0.004 U
Trichlorofluoromethane (CFC-11)	0.0057 U	0.0046 U	0.26 U	0.004 U
Trifluorotrichloroethane (Freon 113)	0.0057 U	0.0046 U	0.26 U	0.004 U
Vinyl chloride	0.0057 U	0.0046 U	0.26 U	0.004 U
Xylene (total)	0.011 U	0.0093 U	0.51 U	0.0081 U

TABLE 3.2

SOIL SAMPLE ANALYTICAL RESULTS – AOI 12.5
CURRENT CONDITIONS REPORT SUPPLEMENT
FORMER MANUAL TRASMISSIONS OF MUNCIE
MUNCIE, INDIANA

Sample Location:	*SB-63*	*SB-64*	*SB-67*	*SB-68*
Sample ID:	*S-017324-112008-NH-032*	*S-017324-112008-NH-034*	*S-017324-112008-NH-035*	*S-017324-112008-NH-036*
Sample Date:	*11/20/2008*	*11/20/2008*	*11/20/2008*	*11/20/2008*
Sample Depth (ft bgs):	*(6-8)*	*(6-8)*	*(6-8)*	*(6-8)*
Sample Type:				
Semi - Volatile Organic Compounds (mg/kg)				
Acenaphthene	0.43 U	0.94 U	0.36 U	0.36 U
Acenaphthylene	0.43 U	0.94 U	0.36 U	0.36 U
Acetophenone	0.087 U	0.19 U	0.074 U	0.073 U
Anthracene	0.43 U	0.94 U	0.36 U	0.36 U
Atrazine	0.43 U	0.94 U	0.36 U	0.36 U
Benzaldehyde	0.43 U	0.94 U	0.36 U	0.36 U
Benzo(a)anthracene	0.43 U	1.5	0.36 U	0.36 U
Benzo(a)pyrene	0.43 U	1.2	0.36 U	0.36 U
Benzo(b)fluoranthene	0.43 U	1.6	0.36 U	0.36 U
Benzo(g,h,i)perylene	0.43 U	0.94 U	0.36 U	0.36 U
Benzo(k)fluoranthene	0.43 U	0.94 U	0.36 U	0.36 U
Biphenyl	0.43 U	0.94 U	0.36 U	0.36 U
4-Bromophenyl phenyl ether	0.43 U	0.94 U	0.36 U	0.36 U
Butyl benzylphthalate	0.43 U	0.94 U	0.36 U	0.36 U
Caprolactam	0.43 U	0.94 U	0.36 U	0.36 U
Carbazole	0.43 U	0.94 U	0.36 U	0.36 U
4-Chloro-3-methylphenol	0.43 U	0.94 U	0.36 U	0.36 U
4-Chloroaniline	0.43 U	0.94 U	0.36 U	0.36 U
bis(2-Chloroethoxy)methane	0.43 U	0.94 U	0.36 U	0.36 U
bis(2-Chloroethyl)ether	0.43 U	0.94 U	0.36 U	0.36 U
2-Chloronaphthalene	0.43 U	0.94 U	0.36 U	0.36 U
2-Chlorophenol	0.43 U	0.94 U	0.36 U	0.36 U
4-Chlorophenyl phenyl ether	0.43 U	0.94 U	0.36 U	0.36 U
Chrysene	0.43 U	1.5	0.36 U	0.36 U
Dibenz(a,h)anthracene	0.43 U	0.94 U	0.36 U	0.36 U
Dibenzofuran	0.43 U	0.94 U	0.36 U	0.36 U
3,3'-Dichlorobenzidine	2.1 U	4.6 U	1.8 U	1.8 U
2,4-Dichlorophenol	0.43 U	0.94 U	0.36 U	0.36 U
Diethyl phthalate	0.43 U	0.94 U	0.36 U	0.36 U
Dimethyl phthalate	0.43 U	0.94 U	0.36 U	0.36 U
2,4-Dimethylphenol	0.43 U	0.94 U	0.36 U	0.36 U
Di-n-butylphthalate	0.43 U	0.94 U	0.36 U	0.36 U
4,6-Dinitro-2-methylphenol	2.1 U	4.6 U	1.8 U	1.8 U
2,4-Dinitrophenol	2.1 U	4.6 U	1.8 U	1.8 U
2,4-Dinitrotoluene	0.43 U	0.94 U	0.36 U	0.36 U
2,6-Dinitrotoluene	0.43 U	0.94 U	0.36 U	0.36 U
Di-n-octyl phthalate	0.43 U	0.94 U	0.36 U	0.36 U
bis(2-Ethylhexyl)phthalate	0.43 U	0.94 U	0.36 U	0.36 U
Fluoranthene	1	4.2	0.36 U	0.36 U
Fluorene	0.43 U	0.94 U	0.36 U	0.36 U
Hexachlorobenzene	0.43 U	0.94 U	0.36 U	0.36 U
Hexachlorobutadiene	0.43 U	0.94 U	0.36 U	0.36 U
Hexachlorocyclopentadiene	2.1 U	4.6 U	1.8 U	1.8 U
Hexachloroethane	0.43 U	0.94 U	0.36 U	0.36 U
Indeno(1,2,3-cd)pyrene	0.43 U	0.94 U	0.36 U	0.36 U
Isophorone	0.43 U	0.94 U	0.36 U	0.36 U
2-Methylnaphthalene	0.43 U	0.94 U	0.36 U	0.36 U
2-Methylphenol	0.43 U	0.94 U	0.36 U	0.36 U
4-Methylphenol	0.43 U	0.94 U	0.36 U	0.36 U
Naphthalene	0.43 U	0.94 U	0.36 U	0.36 U
2-Nitroaniline	2.1 U	4.6 U	1.8 U	1.8 U
3-Nitroaniline	2.1 U	4.6 U	1.8 U	1.8 U
4-Nitroaniline	2.1 U	4.6 U	1.8 U	1.8 U
Nitrobenzene	0.43 U	0.94 U	0.36 U	0.36 U
2-Nitrophenol	0.43 U	0.94 U	0.36 U	0.36 U
4-Nitrophenol	2.1 U	4.6 U	1.8 U	1.8 U

TABLE 3.2

SOIL SAMPLE ANALYTICAL RESULTS – AOI 12.5
CURRENT CONDITIONS REPORT SUPPLEMENT
FORMER MANUAL TRASMISSIONS OF MUNCIE
MUNCIE, INDIANA

Sample Location:	*SB-63*	*SB-64*	*SB-67*	*SB-68*
Sample ID:	*S-017324-112008-NH-032*	*S-017324-112008-NH-034*	*S-017324-112008-NH-035*	*S-017324-112008-NH-036*
Sample Date:	*11/20/2008*	*11/20/2008*	*11/20/2008*	*11/20/2008*
Sample Depth (ft bgs):	*(6-8)*	*(6-8)*	*(6-8)*	*(6-8)*
Sample Type:				
Semi - Volatile Organic Compounds (mg/kg) Cont				
N-Nitrosodi-n-propylamine	0.43 U	0.94 U	0.36 U	0.36 U
N-Nitrosodiphenylamine	0.43 U	0.94 U	0.36 U	0.36 U
2,2'-oxybis(1-Chloropropane)	0.43 U	0.94 U	0.36 U	0.36 U
Pentachlorophenol	0.43 U	0.94 U	0.36 U	0.36 U
Phenanthrene	0.62	2.3	0.36 U	0.36 U
Phenol	0.43 U	0.94 U	0.36 U	0.36 U
Pyrene	0.76	3.3	0.36 U	0.36 U
2,4,5-Trichlorophenol	0.43 U	0.94 U	0.36 U	0.36 U
2,4,6-Trichlorophenol	0.43 U	0.94 U	0.36 U	0.36 U
Polychlorinated Biphenyl (mg/kg)				
Aroclor-1016 (PCB-1016)	0.043 U	0.038 U	0.036 U	0.036 U
Aroclor-1221 (PCB-1221)	0.043 U	0.038 U	0.036 U	0.036 U
Aroclor-1232 (PCB-1232)	0.043 U	0.038 U	0.036 U	0.036 U
Aroclor-1242 (PCB-1242)	0.043 U	0.038 U	0.036 U	0.036 U
Aroclor-1248 (PCB-1248)	0.043 U	0.038 U	0.036 U	0.036 U
Aroclor-1254 (PCB-1254)	0.043 U	0.038 U	0.036 U	0.036 U
Aroclor-1260 (PCB-1260)	0.043 U	0.038 U	0.036 U	0.036 U
Metals (mg/kg)				
Aluminum	12600	2650	1740	1130
Antimony	7.8 U	6.9 U	6.6 U	6.6 U
Arsenic	**22.1**[ab]	3.8	3.4	2.6
Cadmium	0.65 U	0.57 U	0.55 U	0.55 U
Chromium Total	26.5	5.6	4.3	2.8
Cobalt	6.5 U	5.7 U	5.5 U	5.5 U
Copper	34.0	7.6	7.8	4.8
Iron	43600	6990	6420	7790
Lead	19.2	7.1	4.0	2.5
Manganese	148	182	104	189
Mercury	0.13 U	0.11 U	0.11 U	0.11 U
Nickel	20.6	6.8	7.1	4.4 U
Potassium	1430	572 U	553 U	547 U
Selenium	0.65 U	0.57 U	0.55 U	0.55 U
Silver	1.3 U	1.1 U	1.1 U	1.1 U
Sodium	651 U	572 U	553 U	547 U
Thallium	1.3 U	1.1 U	1.1 U	1.1 U
Vanadium	68.8	8.6	6.4	5.5 U
Zinc	88.3	26.7	23.1	18.7

Notes:
See Notes on Table 3.7

TABLE 3.2

SOIL SAMPLE ANALYTICAL RESULTS – AOI 12.5
CURRENT CONDITIONS REPORT SUPPLEMENT
FORMER MANUAL TRASMISSIONS OF MUNCIE
MUNCIE, INDIANA

Sample Location:	***SB-58***
Sample ID:	***S-017324-111808-NH-009***
Sample Date:	***11/18/2008***
Sample Depth (ft bgs):	***(8-10)***
Sample Type:	
Volatile Organic Compounds (mg/kg)	
Acetone	0.017 U
Benzene	0.0042 U
Bromodichloromethane	0.0042 U
Bromoform	0.0042 U
Bromomethane (Methyl Bromide)	0.0042 U
2-Butanone (Methyl Ethyl Ketone)	0.017 U
Carbon disulfide	0.0042 U
Carbon tetrachloride	0.0042 U
Chlorobenzene	0.0042 U
Chloroethane	0.0042 U
Chloroform (Trichloromethane)	0.0042 U
Chloromethane (Methyl Chloride)	0.0042 U
Cyclohexane	0.0084 U
1,2-Dibromo-3-chloropropane (DBCP)	0.0084 U
Dibromochloromethane	0.0042 U
1,2-Dibromoethane (Ethylene Dibromide)	0.0042 U
1,2-Dichlorobenzene	0.0042 U
1,3-Dichlorobenzene	0.0042 U
1,4-Dichlorobenzene	0.0042 U
Dichlorodifluoromethane (CFC-12)	0.0042 U
1,1-Dichloroethane	0.0042 U
1,2-Dichloroethane	0.0042 U
1,1-Dichloroethene	0.0042 U
cis-1,2-Dichloroethene	0.0042 U
trans-1,2-Dichloroethene	0.0042 U
1,2-Dichloropropane	0.0042 U
cis-1,3-Dichloropropene	0.0042 U
trans-1,3-Dichloropropene	0.0042 U
Ethylbenzene	0.0042 U
2-Hexanone	0.017 U
Isopropylbenzene	0.011
Methyl acetate	0.0084 U
Methyl cyclohexane	0.0084 U
Methyl Tert Butyl Ether	0.017 U
4-Methyl-2-Pentanone (Methyl Isobutyl Ketone)	0.017 U
Methylene chloride	0.0042 U
Styrene	0.0042 U
1,1,2,2-Tetrachloroethane	0.0042 U
Tetrachloroethene	0.0068
Toluene	0.0042 U
1,2,4-Trichlorobenzene	0.0042 U
1,1,1-Trichloroethane	0.0042 U
1,1,2-Trichloroethane	0.0042 U
Trichloroethene	0.0042 U
Trichlorofluoromethane (CFC-11)	0.0042 U
Trifluorotrichloroethane (Freon 113)	0.0042 U
Vinyl chloride	0.0042 U
Xylene (total)	0.0084 U

TABLE 3.2

SOIL SAMPLE ANALYTICAL RESULTS – AOI 12.5
CURRENT CONDITIONS REPORT SUPPLEMENT
FORMER MANUAL TRASMISSIONS OF MUNCIE
MUNCIE, INDIANA

Sample Location:	***SB-58***
Sample ID:	***S-017324-111808-NH-009***
Sample Date:	***11/18/2008***
Sample Depth (ft bgs):	***(8-10)***
Sample Type:	
Semi - Volatile Organic Compounds (mg/kg)	
Acenaphthene	0.37 U
Acenaphthylene	0.37 U
Acetophenone	0.074 U
Anthracene	0.37 U
Atrazine	0.37 U
Benzaldehyde	0.37 U
Benzo(a)anthracene	0.37 U
Benzo(a)pyrene	0.37 U
Benzo(b)fluoranthene	0.37 U
Benzo(g,h,i)perylene	0.37 U
Benzo(k)fluoranthene	0.37 U
Biphenyl	0.37 U
4-Bromophenyl phenyl ether	0.37 U
Butyl benzylphthalate	0.37 U
Caprolactam	0.37 U
Carbazole	0.37 U
4-Chloro-3-methylphenol	0.37 U
4-Chloroaniline	0.37 U
bis(2-Chloroethoxy)methane	0.37 U
bis(2-Chloroethyl)ether	0.37 U
2-Chloronaphthalene	0.37 U
2-Chlorophenol	0.37 U
4-Chlorophenyl phenyl ether	0.37 U
Chrysene	0.37 U
Dibenz(a,h)anthracene	0.37 U
Dibenzofuran	0.37 U
3,3'-Dichlorobenzidine	1.8 U
2,4-Dichlorophenol	0.37 U
Diethyl phthalate	0.37 U
Dimethyl phthalate	0.37 U
2,4-Dimethylphenol	0.37 U
Di-n-butylphthalate	0.37 U
4,6-Dinitro-2-methylphenol	1.8 U
2,4-Dinitrophenol	1.8 U
2,4-Dinitrotoluene	0.37 U
2,6-Dinitrotoluene	0.37 U
Di-n-octyl phthalate	0.37 U
bis(2-Ethylhexyl)phthalate	0.37
Fluoranthene	0.37 U
Fluorene	0.37 U
Hexachlorobenzene	0.37 U
Hexachlorobutadiene	0.37 U
Hexachlorocyclopentadiene	1.8 U
Hexachloroethane	0.37 U
Indeno(1,2,3-cd)pyrene	0.37 U
Isophorone	0.37 U
2-Methylnaphthalene	0.37 U
2-Methylphenol	0.37 U
4-Methylphenol	0.37 U
Naphthalene	0.37 U
2-Nitroaniline	1.8 U
3-Nitroaniline	1.8 U
4-Nitroaniline	1.8 U
Nitrobenzene	0.37 U
2-Nitrophenol	0.37 U
4-Nitrophenol	1.8 U

TABLE 3.2

SOIL SAMPLE ANALYTICAL RESULTS – AOI 12.5
CURRENT CONDITIONS REPORT SUPPLEMENT
FORMER MANUAL TRASMISSIONS OF MUNCIE
MUNCIE, INDIANA

Sample Location:	***SB-58***
Sample ID:	***S-017324-111808-NH-009***
Sample Date:	***11/18/2008***
Sample Depth (ft bgs):	***(8-10)***
Sample Type:	
Semi - Volatile Organic Compounds (mg/kg) Cont	
N-Nitrosodi-n-propylamine	0.37 U
N-Nitrosodiphenylamine	0.37 U
2,2'-oxybis(1-Chloropropane)	0.37 U
Pentachlorophenol	0.37 U
Phenanthrene	0.37 U
Phenol	0.37 U
Pyrene	0.37 U
2,4,5-Trichlorophenol	0.37 U
2,4,6-Trichlorophenol	0.37 U
Polychlorinated Biphenyl (mg/kg)	
Aroclor-1016 (PCB-1016)	0.037 U
Aroclor-1221 (PCB-1221)	0.037 U
Aroclor-1232 (PCB-1232)	0.037 U
Aroclor-1242 (PCB-1242)	0.037 U
Aroclor-1248 (PCB-1248)	0.037 U
Aroclor-1254 (PCB-1254)	0.037 U
Aroclor-1260 (PCB-1260)	0.037 U
Metals (mg/kg)	
Aluminum	2830
Antimony	6.7 U
Arsenic	3.4
Cadmium	0.56 U
Chromium Total	5.3
Cobalt	5.6 U
Copper	8.4
Iron	7840
Lead	4.5
Manganese	180
Mercury	0.11 U
Nickel	7.9
Potassium	743
Selenium	0.56 U
Silver	1.1 U
Sodium	559 U
Thallium	1.1 U
Vanadium	8.1
Zinc	26.0

Notes:
See Notes on Table 3.7

TABLE 3.3

SOIL SAMPLE ANALYTICAL RESULTS – AOI 19
CURRENT CONDITIONS REPORT SUPPLEMENT
FORMER MANUAL TRANSMISSIONS OF MUNCIE
MUNCIE, INDIANA

Sample Location:		*IDEM*	*IDEM*	*BH-22*	*BH-23*	*BH-24*
Sample ID:		*RISC*	*RISC*	*SO-017324-092107-MG-005*	*SO-017324-092107-MG-006*	*SO-017324-092107-MG-007*
Sample Date:		*RDCL*	*RDCL*	*9/21/2007*	*9/21/2007*	*9/21/2007*
Sample Depth (feet bgs):	*Units*	*a*	*b*	*(0-2)*	*(0-2)*	*(0-2)*
Metals						
Aluminum	mg/kg	nc	nc	1690	2420	2040
Antimony	mg/kg	5.4	37	6.3 UJ	6.3 U	6.3 U
Arsenic	mg/kg	5.8	5.8	4.0	5.1	3.6
Barium	mg/kg	1600	10000	15.1 J	18.3 J	18.1 J
Beryllium	mg/kg	63	2300	0.12 J	0.17 J	0.36 J
Cadmium	mg/kg	7.5	77	0.15 J	0.22 J	0.40 J
Calcium	mg/kg	nc	nc	100000	130000	126000
Chromium Total	mg/kg	nc	nc	4.5 J	4.4	4.8
Chromium VI	mg/kg	38	120	0.87	0.40 J	0.47 J
Cobalt	mg/kg	nc	nc	2.5 J	3.2 J	2.7 J
Copper	mg/kg	920	2900	6.0	10.0	7.7
Iron	mg/kg	nc	nc	5520	8080	23800
Lead	mg/kg	81	230	3.3	5.3	3.1
Magnesium	mg/kg	nc	nc	26300	47200	59400
Manganese	mg/kg	nc	nc	260	339	307
Mercury	mg/kg	nc	nc	0.025 J	0.11 U	0.10 U
Nickel	mg/kg	950	2700	6.9	8.9	8.6
Potassium	mg/kg	nc	nc	403 J	462 J	374 J
Selenium	mg/kg	5.2	53	0.52 U	0.53 U	0.52 U
Silver	mg/kg	31	87	1.0 U	1.1 U	1.0 U
Sodium	mg/kg	nc	nc	98.1 J	115 J	139 J
Thallium	mg/kg	2.8	10	0.77 J	0.72 J	1.0 U
Vanadium	mg/kg	nc	nc	6.4	8.0	8.4
Zinc	mg/kg	10000	10000	20.9	33.7	25.4

Notes:
See Notes on Table 3.7

TABLE 3.3

SOIL SAMPLE ANALYTICAL RESULTS – AOI 19
CURRENT CONDITIONS REPORT SUPPLEMENT
FORMER MANUAL TRANSMISSIONS OF MUNCIE
MUNCIE, INDIANA

Sample Location:		*IDEM*	*IDEM*	*BH-25*	*BH-25*
Sample ID:		*RISC*	*RISC*	*SO-017324-092107-MG-008*	*SO-017324-092107-MG-009*
Sample Date:		*RDCL*	*RDCL*	*9/21/2007*	*9/21/2007*
Sample Depth (feet bgs):	*Units*	*a*	*b*	*(0-2)*	*(0-2)*
Metals					
Aluminum	mg/kg	nc	nc	1610	2080
Antimony	mg/kg	5.4	37	6.4 U	6.3 U
Arsenic	mg/kg	5.8	5.8	3.5	**7.8[ab]**
Barium	mg/kg	1600	10000	12.0 J	14.9 J
Beryllium	mg/kg	63	2300	0.11 J	0.15 J
Cadmium	mg/kg	7.5	77	0.13 J	0.18 J
Calcium	mg/kg	nc	nc	106000	111000
Chromium Total	mg/kg	nc	nc	2.8	5.5
Chromium VI	mg/kg	38	120	0.57 J	0.81 J
Cobalt	mg/kg	nc	nc	2.3 J	3.1 J
Copper	mg/kg	920	2900	6.3	9.5
Iron	mg/kg	nc	nc	4680	6550
Lead	mg/kg	81	230	3.1	8.0
Magnesium	mg/kg	nc	nc	50000	48500
Manganese	mg/kg	nc	nc	198	222
Mercury	mg/kg	nc	nc	0.11 U	0.10 U
Nickel	mg/kg	950	2700	6.6	8.6
Potassium	mg/kg	nc	nc	318 J	414 J
Selenium	mg/kg	5.2	53	0.53 U	0.52 U
Silver	mg/kg	31	87	1.1 U	1.0 U
Sodium	mg/kg	nc	nc	125 J	101 J
Thallium	mg/kg	2.8	10	1.1 U	1.0 U
Vanadium	mg/kg	nc	nc	5.6	8.4
Zinc	mg/kg	10000	10000	20.9	26.2

Notes:
See Notes on Table 3.7

TABLE 3.4a

SOIL SAMPLE VOC ANALYTICAL RESULTS – AOI 31
CURRENT CONDITIONS REPORT SUPPLEMENT
FORMER MANUAL TRANSMISSIONS OF MUNCIE
MUNCIE, INDIANA

Sample Location:			*A-2*	*B-1*	*D-2*
Sample ID:	*IDEM RISC RDCL a*	*IDEM RISC IDCL b*	*S-017324-111808-JP-029*	*S-017324-111808-JP-027*	*S-017324-111808-JP-023*
Sample Date:			*11/18/2008*	*11/18/2008*	*11/18/2008*
Sample Depth (feet bgs):			*(0-2)*	*(0-2)*	*(0-2)*
Volatile Organic Compounds (mg/kg)					
Acetone	28	370	0.018 U	0.02	0.019 U
Benzene	0.034	0.35	0.0045 U	0.0045 U	0.0048 U
Bromodichloromethane	0.51	0.51	0.0045 U	0.0045 U	0.0048 U
Bromoform	0.6	2.7	0.0045 U	0.0045 U	0.0048 U
Bromomethane (Methyl Bromide)	0.052	0.7	0.0045 U	0.0045 U	0.0048 U
2-Butanone (Methyl Ethyl Ketone)	35	250	0.018 U	0.018 U	0.019 U
Carbon disulfide	10	82	0.0045 U	0.0045 U	0.0048 U
Carbon tetrachloride	0.066	0.29	0.0045 U	0.0045 U	0.0048 U
Chlorobenzene	1.3	27	0.0045 U	0.0045 U	0.0048 U
Chloroethane	0.65	10	0.0045 U	0.0045 U	0.0048 U
Chloroform (Trichloromethane)	0.47	4.7	0.0045 U	0.0045 U	0.0048 U
Chloromethane (Methyl Chloride)	nc	nc	0.0045 U	0.0045 U	0.0048 U
Cyclohexane	69	69	0.0089 U	0.0089 U	0.0097 U
1,2-Dibromo-3-chloropropane (DBCP)	nc	nc	0.0089 U	0.0089 U	0.0097 U
Dibromochloromethane	nc	nc	0.0045 U	0.0045 U	0.0048 U
1,2-Dibromoethane (Ethylene Dibromide)	0.00034	0.0096	0.0045 U	0.0045 U	0.0048 U
1,2-Dichlorobenzene	17	220	0.0045 U	0.0045 U	0.0048 U
1,3-Dichlorobenzene	2.3	8.9	0.0045 U	0.0045 U	0.0048 U
1,4-Dichlorobenzene	2.2	3.4	0.0045 U	0.0045 U	0.0048 U
Dichlorodifluoromethane (CFC-12)	nc	nc	0.0045 U	0.0045 U	0.0048 U
1,1-Dichloroethane	5.6	58	0.0045 U	0.0045 U	0.0048 U
1,2-Dichloroethane	0.024	0.15	0.0045 U	0.0045 U	0.0048 U
1,1-Dichloroethene	0.058	42	0.0045 U	0.0045 U	0.0048 U
cis-1,2-Dichloroethene	0.4	5.8	0.0045 U	0.0045 U	0.0048 U
trans-1,2-Dichloroethene	0.68	14	0.0045 U	0.0045 U	0.0048 U
1,2-Dichloropropane	0.03	0.25	0.0045 U	0.0045 U	0.0048 U
cis-1,3-Dichloropropene	nc	nc	0.0045 U	0.0045 U	0.0048 U
trans-1,3-Dichloropropene	nc	nc	0.0045 U	0.0045 U	0.0048 U
Ethylbenzene	13	160	0.0045 U	0.0045 U	0.0048 U
2-Hexanone	nc	nc	0.018 U	0.018 U	0.019 U
Isopropylbenzene	11	42	0.0045 U	0.0045 U	0.0048 U
Methyl acetate	nc	nc	0.0089 U	0.0089 U	0.0097 U
Methyl cyclohexane	nc	nc	0.0089 U	0.0089 U	0.0097 U
Methyl Tert Butyl Ether	0.18	3.2	0.018 U	0.018 U	0.019 U
4-Methyl-2-Pentanone (Methyl Isobutyl Ketone)	20	75	0.018 U	0.018 U	0.019 U
Methylene chloride	0.023	1.8	0.0045 U	0.0045 U	0.0048 U
Styrene	3.5	550	0.0045 U	0.0045 U	0.0048 U
1,1,2,2-Tetrachloroethane	0.007	0.11	0.0045 U	0.0045 U	0.0048 U
Tetrachloroethene	0.058	0.64	0.0045 U	0.0045 U	0.0048 U
Toluene	12	96	0.0045 U	0.0045 U	0.0048 U
1,2,4-Trichlorobenzene	5.3	77	0.0045 U	0.0045 U	0.0048 U
1,1,1-Trichloroethane	1.9	280	0.0045 U	0.0045 U	0.0048 U
1,1,2-Trichloroethane	0.03	0.3	0.0045 U	0.0045 U	0.0048 U
Trichloroethene	0.057	0.35	0.0045 U	0.0045 U	0.0048 U
Trichlorofluoromethane (CFC-11)	25	540	0.0045 U	0.0045 U	0.0048 U
Trifluorotrichloroethane (Freon 113)	nc	nc	0.0045 U	0.0045 U	0.0048 U
Vinyl chloride	0.013	0.027	0.0045 U	0.0045 U	0.0048 U
Xylene (total)	170	170	0.0089 U	0.0089 U	0.0097 U

Notes:
See Notes on Table 3.7

TABLE 3.4a

SOIL SAMPLE VOC ANALYTICAL RESULTS – AOI 31
CURRENT CONDITIONS REPORT SUPPLEMENT
FORMER MANUAL TRANSMISSIONS OF MUNCIE
MUNCIE, INDIANA

Sample Location:			*E-3*	*F-1*	*G-2*
Sample ID:	*IDEM RISC RDCL a*	*IDEM RISC IDCL b*	*S-017324-111808-JP-025*	*S-017324-111808-JP-021*	*S-017324-111808-JP-017*
Sample Date:			*11/18/2008*	*11/18/2008*	*11/18/2008*
Sample Depth (feet bgs):			*(0-2)*	*(0-2)*	*(0-2)*
Volatile Organic Compounds (mg/kg)					
Acetone	28	370	0.023 U	0.024	0.021 U
Benzene	0.034	0.35	0.0056 U	0.0053 U	0.0052 U
Bromodichloromethane	0.51	0.51	0.0056 U	0.0053 U	0.0052 U
Bromoform	0.6	2.7	0.0056 U	0.0053 U	0.0052 U
Bromomethane (Methyl Bromide)	0.052	0.7	0.0056 U	0.0053 U	0.0052 U
2-Butanone (Methyl Ethyl Ketone)	35	250	0.023 U	0.021 U	0.021 U
Carbon disulfide	10	82	0.0056 U	0.0053 U	0.0052 U
Carbon tetrachloride	0.066	0.29	0.0056 U	0.0053 U	0.0052 U
Chlorobenzene	1.3	27	0.0056 U	0.0053 U	0.0052 U
Chloroethane	0.65	10	0.0056 U	0.0053 U	0.0052 U
Chloroform (Trichloromethane)	0.47	4.7	0.0056 U	0.0053 U	0.0052 U
Chloromethane (Methyl Chloride)	nc	nc	0.0056 U	0.0053 U	0.0052 U
Cyclohexane	69	69	0.011 U	0.011 U	0.01 U
1,2-Dibromo-3-chloropropane (DBCP)	nc	nc	0.011 U	0.011 U	0.01 U
Dibromochloromethane	nc	nc	0.0056 U	0.0053 U	0.0052 U
1,2-Dibromoethane (Ethylene Dibromide)	0.00034	0.0096	0.0056 U	0.0053 U	0.0052 U
1,2-Dichlorobenzene	17	220	0.0056 U	0.0053 U	0.0052 U
1,3-Dichlorobenzene	2.3	8.9	0.0056 U	0.0053 U	0.0052 U
1,4-Dichlorobenzene	2.2	3.4	0.0056 U	0.0053 U	0.0052 U
Dichlorodifluoromethane (CFC-12)	nc	nc	0.0056 U	0.0053 U	0.0052 U
1,1-Dichloroethane	5.6	58	0.0056 U	0.0053 U	0.0052 U
1,2-Dichloroethane	0.024	0.15	0.0056 U	0.0053 U	0.0052 U
1,1-Dichloroethene	0.058	42	0.0056 U	0.0053 U	0.0052 U
cis-1,2-Dichloroethene	0.4	5.8	0.0056 U	0.0053 U	0.0052 U
trans-1,2-Dichloroethene	0.68	14	0.0056 U	0.0053 U	0.0052 U
1,2-Dichloropropane	0.03	0.25	0.0056 U	0.0053 U	0.0052 U
cis-1,3-Dichloropropene	nc	nc	0.0056 U	0.0053 U	0.0052 U
trans-1,3-Dichloropropene	nc	nc	0.0056 U	0.0053 U	0.0052 U
Ethylbenzene	13	160	0.0056 U	0.0053 U	0.0052 U
2-Hexanone	nc	nc	0.023 U	0.021 U	0.021 U
Isopropylbenzene	11	42	0.0056 U	0.0053 U	0.0052 U
Methyl acetate	nc	nc	0.011 U	0.011 U	0.01 U
Methyl cyclohexane	nc	nc	0.011 U	0.011 U	0.01 U
Methyl Tert Butyl Ether	0.18	3.2	0.023 U	0.021 U	0.021 U
4-Methyl-2-Pentanone (Methyl Isobutyl Ketone)	20	75	0.023 U	0.021 U	0.021 U
Methylene chloride	0.023	1.8	0.0056 U	0.013	0.0052 U
Styrene	3.5	550	0.0056 U	0.0053 U	0.0052 U
1,1,2,2-Tetrachloroethane	0.007	0.11	0.0056 U	0.0053 U	0.0052 U
Tetrachloroethene	0.058	0.64	0.0056 U	0.0053 U	0.0052 U
Toluene	12	96	0.0056 U	0.0053 U	0.0052 U
1,2,4-Trichlorobenzene	5.3	77	0.0056 U	0.0053 U	0.0052 U
1,1,1-Trichloroethane	1.9	280	0.0056 U	0.0053 U	0.0052 U
1,1,2-Trichloroethane	0.03	0.3	0.0056 U	0.0053 U	0.0052 U
Trichloroethene	0.057	0.35	0.0056 U	0.0053 U	0.0052 U
Trichlorofluoromethane (CFC-11)	25	540	0.0056 U	0.0053 U	0.0052 U
Trifluorotrichloroethane (Freon 113)	nc	nc	0.0056 U	0.0053 U	0.0052 U
Vinyl chloride	0.013	0.027	0.0056 U	0.0053 U	0.0052 U
Xylene (total)	170	170	0.011 U	0.011 U	0.01 U

Notes:
See Notes on Table 3.7

TABLE 3.4a

SOIL SAMPLE VOC ANALYTICAL RESULTS – AOI 31
CURRENT CONDITIONS REPORT SUPPLEMENT
FORMER MANUAL TRANSMISSIONS OF MUNCIE
MUNCIE, INDIANA

Sample Location:			*G-3*	*H-1*	*H-1*
Sample ID:	*IDEM RISC RDCL a*	*IDEM RISC IDCL b*	*S-017324-111808-JP-019*	*S-017324-111808-JP-013*	*S-017324-111808-JP-014*
Sample Date:			*11/18/2008*	*11/18/2008*	*11/18/2008*
Sample Depth (feet bgs):			*(0-2)*	*(0-2)*	*(0-2) Duplicate*
Volatile Organic Compounds (mg/kg)					
Acetone	28	370	0.024 U	0.023 U	0.024 U
Benzene	0.034	0.35	0.006 U	0.0058 U	0.006 U
Bromodichloromethane	0.51	0.51	0.006 U	0.0058 U	0.006 U
Bromoform	0.6	2.7	0.006 U	0.0058 U	0.006 U
Bromomethane (Methyl Bromide)	0.052	0.7	0.006 U	0.0058 U	0.006 U
2-Butanone (Methyl Ethyl Ketone)	35	250	0.024 U	0.023 U	0.024 U
Carbon disulfide	10	82	0.006 U	0.0058 U	0.006 U
Carbon tetrachloride	0.066	0.29	0.006 U	0.0058 U	0.006 U
Chlorobenzene	1.3	27	0.006 U	0.0058 U	0.006 U
Chloroethane	0.65	10	0.006 U	0.0058 U	0.006 U
Chloroform (Trichloromethane)	0.47	4.7	0.006 U	0.0058 U	0.006 U
Chloromethane (Methyl Chloride)	nc	nc	0.006 U	0.0058 U	0.006 U
Cyclohexane	69	69	0.012 U	0.012 U	0.012 U
1,2-Dibromo-3-chloropropane (DBCP)	nc	nc	0.012 U	0.012 U	0.012 U
Dibromochloromethane	nc	nc	0.006 U	0.0058 U	0.006 U
1,2-Dibromoethane (Ethylene Dibromide)	0.00034	0.0096	0.006 U	0.0058 U	0.006 U
1,2-Dichlorobenzene	17	220	0.006 U	0.0058 U	0.006 U
1,3-Dichlorobenzene	2.3	8.9	0.006 U	0.0058 U	0.006 U
1,4-Dichlorobenzene	2.2	3.4	0.006 U	0.0058 U	0.006 U
Dichlorodifluoromethane (CFC-12)	nc	nc	0.006 U	0.0058 U	0.006 U
1,1-Dichloroethane	5.6	58	0.006 U	0.0058 U	0.006 U
1,2-Dichloroethane	0.024	0.15	0.006 U	0.0058 U	0.006 U
1,1-Dichloroethene	0.058	42	0.006 U	0.0058 U	0.006 U
cis-1,2-Dichloroethene	0.4	5.8	0.006 U	0.0058 U	0.006 U
trans-1,2-Dichloroethene	0.68	14	0.006 U	0.0058 U	0.006 U
1,2-Dichloropropane	0.03	0.25	0.006 U	0.0058 U	0.006 U
cis-1,3-Dichloropropene	nc	nc	0.006 U	0.0058 U	0.006 U
trans-1,3-Dichloropropene	nc	nc	0.006 U	0.0058 U	0.006 U
Ethylbenzene	13	160	0.006 U	0.0058 U	0.006 U
2-Hexanone	nc	nc	0.024 U	0.023 U	0.024 U
Isopropylbenzene	11	42	0.006 U	0.0058 U	0.006 U
Methyl acetate	nc	nc	0.012 U	0.012 U	0.012 U
Methyl cyclohexane	nc	nc	0.012 U	0.012 U	0.012 U
Methyl Tert Butyl Ether	0.18	3.2	0.024 U	0.023 U	0.024 U
4-Methyl-2-Pentanone (Methyl Isobutyl Ketone)	20	75	0.024 U	0.023 U	0.024 U
Methylene chloride	0.023	1.8	0.006 U	0.0058 U	0.006 U
Styrene	3.5	550	0.006 U	0.0058 U	0.006 U
1,1,2,2-Tetrachloroethane	0.007	0.11	0.006 U	0.0058 U	0.006 U
Tetrachloroethene	0.058	0.64	0.006 U	0.0058 U	0.006 U
Toluene	12	96	0.006 U	0.0058 U	0.006 U
1,2,4-Trichlorobenzene	5.3	77	0.006 U	0.0058 U	0.006 U
1,1,1-Trichloroethane	1.9	280	0.006 U	0.0058 U	0.006 U
1,1,2-Trichloroethane	0.03	0.3	0.006 U	0.0058 U	0.006 U
Trichloroethene	0.057	0.35	0.006 U	0.0058 U	0.006 U
Trichlorofluoromethane (CFC-11)	25	540	0.006 U	0.0058 U	0.006 U
Trifluorotrichloroethane (Freon 113)	nc	nc	0.006 U	0.0058 U	0.006 U
Vinyl chloride	0.013	0.027	0.006 U	0.0058 U	0.006 U
Xylene (total)	170	170	0.012 U	0.012 U	0.012 U

Notes:
See Notes on Table 3.7

TABLE 3.4a

SOIL SAMPLE VOC ANALYTICAL RESULTS – AOI 31
CURRENT CONDITIONS REPORT SUPPLEMENT
FORMER MANUAL TRANSMISSIONS OF MUNCIE
MUNCIE, INDIANA

Sample Location:			*K-3*	*L-3*	*M-3*
Sample ID:	*IDEM RISC RDCL a*	*IDEM RISC IDCL b*	*S-017324-111808-JP-011*	*S-017324-111808-JP-010*	*S-017324-111808-JP-009*
Sample Date:			*11/18/2008*	*11/18/2008*	*11/18/2008*
Sample Depth (feet bgs):			*(0-2)*	*(0-2)*	*(0-2)*
Volatile Organic Compounds (mg/kg)					
Acetone	28	370	0.023 U	0.022 U	0.024 U
Benzene	0.034	0.35	0.0057 U	0.0056 U	0.0059 U
Bromodichloromethane	0.51	0.51	0.0057 U	0.0056 U	0.0059 U
Bromoform	0.6	2.7	0.0057 U	0.0056 U	0.0059 U
Bromomethane (Methyl Bromide)	0.052	0.7	0.0057 U	0.0056 U	0.0059 U
2-Butanone (Methyl Ethyl Ketone)	35	250	0.023 U	0.022 U	0.024 U
Carbon disulfide	10	82	0.0057 U	0.0056 U	0.0059 U
Carbon tetrachloride	0.066	0.29	0.0057 U	0.0056 U	0.0059 U
Chlorobenzene	1.3	27	0.0057 U	0.0056 U	0.0059 U
Chloroethane	0.65	10	0.0057 U	0.0056 U	0.0059 U
Chloroform (Trichloromethane)	0.47	4.7	0.0057 U	0.0056 U	0.0059 U
Chloromethane (Methyl Chloride)	nc	nc	0.0057 U	0.0056 U	0.0059 U
Cyclohexane	69	69	0.011 U	0.011 U	0.012 U
1,2-Dibromo-3-chloropropane (DBCP)	nc	nc	0.011 U	0.011 U	0.012 U
Dibromochloromethane	nc	nc	0.0057 U	0.0056 U	0.0059 U
1,2-Dibromoethane (Ethylene Dibromide)	0.00034	0.0096	0.0057 U	0.0056 U	0.0059 U
1,2-Dichlorobenzene	17	220	0.0057 U	0.0056 U	0.0059 U
1,3-Dichlorobenzene	2.3	8.9	0.0057 U	0.0056 U	0.0059 U
1,4-Dichlorobenzene	2.2	3.4	0.0057 U	0.0056 U	0.0059 U
Dichlorodifluoromethane (CFC-12)	nc	nc	0.0057 U	0.0056 U	0.0059 U
1,1-Dichloroethane	5.6	58	0.0057 U	0.0056 U	0.0059 U
1,2-Dichloroethane	0.024	0.15	0.0057 U	0.0056 U	0.0059 U
1,1-Dichloroethene	0.058	42	0.0057 U	0.0056 U	0.0059 U
cis-1,2-Dichloroethene	0.4	5.8	0.0057 U	0.0056 U	0.0059 U
trans-1,2-Dichloroethene	0.68	14	0.0057 U	0.0056 U	0.0059 U
1,2-Dichloropropane	0.03	0.25	0.0057 U	0.0056 U	0.0059 U
cis-1,3-Dichloropropene	nc	nc	0.0057 U	0.0056 U	0.0059 U
trans-1,3-Dichloropropene	nc	nc	0.0057 U	0.0056 U	0.0059 U
Ethylbenzene	13	160	0.0057 U	0.0056 U	0.0059 U
2-Hexanone	nc	nc	0.023 U	0.022 U	0.024 U
Isopropylbenzene	11	42	0.0057 U	0.0056 U	0.0059 U
Methyl acetate	nc	nc	0.011 U	0.011 U	0.012 U
Methyl cyclohexane	nc	nc	0.011 U	0.011 U	0.012 U
Methyl Tert Butyl Ether	0.18	3.2	0.023 U	0.022 U	0.024 U
4-Methyl-2-Pentanone (Methyl Isobutyl Ketone)	20	75	0.023 U	0.022 U	0.024 U
Methylene chloride	0.023	1.8	0.0057 U	0.0056 U	0.0059 U
Styrene	3.5	550	0.0057 U	0.0056 U	0.0059 U
1,1,2,2-Tetrachloroethane	0.007	0.11	0.0057 U	0.0056 U	0.0059 U
Tetrachloroethene	0.058	0.64	0.0057 U	0.0056 U	0.0059 U
Toluene	12	96	0.0057 U	0.0056 U	0.0059 U
1,2,4-Trichlorobenzene	5.3	77	0.0057 U	0.0056 U	0.0059 U
1,1,1-Trichloroethane	1.9	280	0.0057 U	0.0056 U	0.0059 U
1,1,2-Trichloroethane	0.03	0.3	0.0057 U	0.0056 U	0.0059 U
Trichloroethene	0.057	0.35	0.0057 U	0.0056 U	0.0059 U
Trichlorofluoromethane (CFC-11)	25	540	0.0057 U	0.0056 U	0.0059 U
Trifluorotrichloroethane (Freon 113)	nc	nc	0.0057 U	0.0056 U	0.0059 U
Vinyl chloride	0.013	0.027	0.0057 U	0.0056 U	0.0059 U
Xylene (total)	170	170	0.011 U	0.011 U	0.012 U

Notes:
See Notes on Table 3.7

TABLE 3.4a

SOIL SAMPLE VOC ANALYTICAL RESULTS – AOI 31
CURRENT CONDITIONS REPORT SUPPLEMENT
FORMER MANUAL TRANSMISSIONS OF MUNCIE
MUNCIE, INDIANA

Sample Location:			*O-3*	*P-1*	*Q-2*
Sample ID:	*IDEM RISC RDCL a*	*IDEM RISC IDCL b*	*S-017324-111708-JP-007*	*S-017324-111708-JP-004*	*S-017324-111708-JP-005*
Sample Date:			*11/17/2008*	*11/17/2008*	*11/17/2008*
Sample Depth (feet bgs):			*(0-2)*	*(0-2)*	*(0-2)*
Volatile Organic Compounds (mg/kg)					
Acetone	28	370	0.022 U	0.02 U	0.017 U
Benzene	0.034	0.35	0.0055 U	0.005 U	0.0043 U
Bromodichloromethane	0.51	0.51	0.0055 U	0.005 U	0.0043 U
Bromoform	0.6	2.7	0.0055 U	0.005 U	0.0043 U
Bromomethane (Methyl Bromide)	0.052	0.7	0.0055 U	0.005 U	0.0043 U
2-Butanone (Methyl Ethyl Ketone)	35	250	0.022 U	0.02 U	0.017 U
Carbon disulfide	10	82	0.0055 U	0.005 U	0.0043 U
Carbon tetrachloride	0.066	0.29	0.0055 U	0.005 U	0.0043 U
Chlorobenzene	1.3	27	0.0055 U	0.005 U	0.0043 U
Chloroethane	0.65	10	0.0055 U	0.005 U	0.0043 U
Chloroform (Trichloromethane)	0.47	4.7	0.0055 U	0.005 U	0.0043 U
Chloromethane (Methyl Chloride)	nc	nc	0.0055 U	0.005 U	0.0043 U
Cyclohexane	69	69	0.011 U	0.01 U	0.0086 U
1,2-Dibromo-3-chloropropane (DBCP)	nc	nc	0.011 U	0.01 U	0.0086 U
Dibromochloromethane	nc	nc	0.0055 U	0.005 U	0.0043 U
1,2-Dibromoethane (Ethylene Dibromide)	0.00034	0.0096	0.0055 U	0.005 U	0.0043 U
1,2-Dichlorobenzene	17	220	0.0055 U	0.005 U	0.0043 U
1,3-Dichlorobenzene	2.3	8.9	0.0055 U	0.005 U	0.0043 U
1,4-Dichlorobenzene	2.2	3.4	0.0055 U	0.005 U	0.0043 U
Dichlorodifluoromethane (CFC-12)	nc	nc	0.0055 U	0.005 U	0.0043 U
1,1-Dichloroethane	5.6	58	0.0055 U	0.005 U	0.0043 U
1,2-Dichloroethane	0.024	0.15	0.0055 U	0.005 U	0.0043 U
1,1-Dichloroethene	0.058	42	0.0055 U	0.005 U	0.0043 U
cis-1,2-Dichloroethene	0.4	5.8	0.0055 U	0.005 U	0.0043 U
trans-1,2-Dichloroethene	0.68	14	0.0055 U	0.005 U	0.0043 U
1,2-Dichloropropane	0.03	0.25	0.0055 U	0.005 U	0.0043 U
cis-1,3-Dichloropropene	nc	nc	0.0055 U	0.005 U	0.0043 U
trans-1,3-Dichloropropene	nc	nc	0.0055 U	0.005 U	0.0043 U
Ethylbenzene	13	160	0.0055 U	0.005 U	0.0043 U
2-Hexanone	nc	nc	0.022 U	0.02 U	0.017 U
Isopropylbenzene	11	42	0.0055 U	0.005 U	0.0043 U
Methyl acetate	nc	nc	0.011 U	0.01 U	0.0086 U
Methyl cyclohexane	nc	nc	0.011 U	0.01 U	0.0086 U
Methyl Tert Butyl Ether	0.18	3.2	0.022 U	0.02 U	0.017 U
4-Methyl-2-Pentanone (Methyl Isobutyl Ketone)	20	75	0.022 U	0.02 U	0.017 U
Methylene chloride	0.023	1.8	0.0055 U	0.005 U	0.0043 U
Styrene	3.5	550	0.0055 U	0.005 U	0.0043 U
1,1,2,2-Tetrachloroethane	0.007	0.11	0.0055 U	0.005 U	0.0043 U
Tetrachloroethene	0.058	0.64	0.0055 U	0.005 U	0.0043 U
Toluene	12	96	0.0055 U	0.005 U	0.0043 U
1,2,4-Trichlorobenzene	5.3	77	0.0055 U	0.005 U	0.0043 U
1,1,1-Trichloroethane	1.9	280	0.0055 U	0.005 U	0.0043 U
1,1,2-Trichloroethane	0.03	0.3	0.0055 U	0.005 U	0.0043 U
Trichloroethene	0.057	0.35	0.0055 U	0.005 U	0.0043 U
Trichlorofluoromethane (CFC-11)	25	540	0.0055 U	0.005 U	0.0043 U
Trifluorotrichloroethane (Freon 113)	nc	nc	0.0055 U	0.005 U	0.0043 U
Vinyl chloride	0.013	0.027	0.0055 U	0.005 U	0.0043 U
Xylene (total)	170	170	0.011 U	0.01 U	0.0086 U

Notes:
See Notes on Table 3.7

TABLE 3.4a

SOIL SAMPLE VOC ANALYTICAL RESULTS – AOI 31
CURRENT CONDITIONS REPORT SUPPLEMENT
FORMER MANUAL TRANSMISSIONS OF MUNCIE
MUNCIE, INDIANA

Sample Location:			*R-3*	*S-1*
Sample ID:	*IDEM RISC*	*IDEM RISC*	*S-017324-112008-NH-030*	*S-017324-112008-NH-028*
Sample Date:	*RDCL*	*IDCL*	*11/20/2008*	*11/20/2008*
Sample Depth (feet bgs):	*a*	*b*	*(0-2)*	*(0-2)*
Volatile Organic Compounds (mg/kg)				
Acetone	28	370	0.021 U	0.029
Benzene	0.034	0.35	0.0054 U	0.0057 U
Bromodichloromethane	0.51	0.51	0.0054 U	0.0057 U
Bromoform	0.6	2.7	0.0054 U	0.0057 U
Bromomethane (Methyl Bromide)	0.052	0.7	0.0054 U	0.0057 U
2-Butanone (Methyl Ethyl Ketone)	35	250	0.021 U	0.023 U
Carbon disulfide	10	82	0.0054 U	0.0057 U
Carbon tetrachloride	0.066	0.29	0.0054 U	0.0057 U
Chlorobenzene	1.3	27	0.0054 U	0.0057 U
Chloroethane	0.65	10	0.0054 U	0.0057 U
Chloroform (Trichloromethane)	0.47	4.7	0.0054 U	0.0057 U
Chloromethane (Methyl Chloride)	nc	nc	0.0054 U	0.0057 U
Cyclohexane	69	69	0.011 U	0.011 U
1,2-Dibromo-3-chloropropane (DBCP)	nc	nc	0.011 U	0.011 U
Dibromochloromethane	nc	nc	0.0054 U	0.0057 U
1,2-Dibromoethane (Ethylene Dibromide)	0.00034	0.0096	0.0054 U	0.0057 U
1,2-Dichlorobenzene	17	220	0.0054 U	0.0057 U
1,3-Dichlorobenzene	2.3	8.9	0.0054 U	0.0057 U
1,4-Dichlorobenzene	2.2	3.4	0.0054 U	0.0057 U
Dichlorodifluoromethane (CFC-12)	nc	nc	0.0054 U	0.0057 U
1,1-Dichloroethane	5.6	58	0.0054 U	0.0057 U
1,2-Dichloroethane	0.024	0.15	0.0054 U	0.0057 U
1,1-Dichloroethene	0.058	42	0.0054 U	0.0057 U
cis-1,2-Dichloroethene	0.4	5.8	0.0054 U	0.0057 U
trans-1,2-Dichloroethene	0.68	14	0.0054 U	0.0057 U
1,2-Dichloropropane	0.03	0.25	0.0054 U	0.0057 U
cis-1,3-Dichloropropene	nc	nc	0.0054 U	0.0057 U
trans-1,3-Dichloropropene	nc	nc	0.0054 U	0.0057 U
Ethylbenzene	13	160	0.0054 U	0.0057 U
2-Hexanone	nc	nc	0.021 U	0.023 U
Isopropylbenzene	11	42	0.0054 U	0.0057 U
Methyl acetate	nc	nc	0.011 U	0.011 U
Methyl cyclohexane	nc	nc	0.011 U	0.011 U
Methyl Tert Butyl Ether	0.18	3.2	0.021 U	0.023 U
4-Methyl-2-Pentanone (Methyl Isobutyl Ketone)	20	75	0.021 U	0.023 U
Methylene chloride	0.023	1.8	0.017	0.015
Styrene	3.5	550	0.0054 U	0.0057 U
1,1,2,2-Tetrachloroethane	0.007	0.11	0.0054 U	0.0057 U
Tetrachloroethene	0.058	0.64	0.0054 U	0.0057 U
Toluene	12	96	0.0054 U	0.0057 U
1,2,4-Trichlorobenzene	5.3	77	0.0054 U	0.0057 U
1,1,1-Trichloroethane	1.9	280	0.0054 U	0.0057 U
1,1,2-Trichloroethane	0.03	0.3	0.0054 U	0.0057 U
Trichloroethene	0.057	0.35	0.0054 U	0.0057 U
Trichlorofluoromethane (CFC-11)	25	540	0.0054 U	0.0057 U
Trifluorotrichloroethane (Freon 113)	nc	nc	0.0054 U	0.0057 U
Vinyl chloride	0.013	0.027	0.0054 U	0.0057 U
Xylene (total)	170	170	0.011 U	0.011 U

Notes:
See Notes on Table 3.7

TABLE 3.4a

SOIL SAMPLE VOC ANALYTICAL RESULTS – AOI 31
CURRENT CONDITIONS REPORT SUPPLEMENT
FORMER MANUAL TRANSMISSIONS OF MUNCIE
MUNCIE, INDIANA

Sample Location:			*T-4*	*U-2*
Sample ID:	*IDEM RISC RDCL a*	*IDEM RISC IDCL b*	*S-017324-112008-NH-026*	*S-017324-112008-NH-024*
Sample Date:			*11/20/2008*	*11/20/2008*
Sample Depth (feet bgs):			*(0-2)*	*(0-2)*
Volatile Organic Compounds (mg/kg)				
Acetone	28	370	0.022 U	0.072
Benzene	0.034	0.35	0.0055 U	0.0052 U
Bromodichloromethane	0.51	0.51	0.0055 U	0.0052 U
Bromoform	0.6	2.7	0.0055 U	0.0052 U
Bromomethane (Methyl Bromide)	0.052	0.7	0.0055 U	0.0052 U
2-Butanone (Methyl Ethyl Ketone)	35	250	0.022 U	0.021 U
Carbon disulfide	10	82	0.0055 U	0.0052 U
Carbon tetrachloride	0.066	0.29	0.0055 U	0.0052 U
Chlorobenzene	1.3	27	0.0055 U	0.0052 U
Chloroethane	0.65	10	0.0055 U	0.0052 U
Chloroform (Trichloromethane)	0.47	4.7	0.0055 U	0.0052 U
Chloromethane (Methyl Chloride)	nc	nc	0.0055 U	0.0052 U
Cyclohexane	69	69	0.011 U	0.01 U
1,2-Dibromo-3-chloropropane (DBCP)	nc	nc	0.011 U	0.01 U
Dibromochloromethane	nc	nc	0.0055 U	0.0052 U
1,2-Dibromoethane (Ethylene Dibromide)	0.00034	0.0096	0.0055 U	0.0052 U
1,2-Dichlorobenzene	17	220	0.0055 U	0.0052 U
1,3-Dichlorobenzene	2.3	8.9	0.0055 U	0.0052 U
1,4-Dichlorobenzene	2.2	3.4	0.0055 U	0.0052 U
Dichlorodifluoromethane (CFC-12)	nc	nc	0.0055 U	0.0052 U
1,1-Dichloroethane	5.6	58	0.0055 U	0.0052 U
1,2-Dichloroethane	0.024	0.15	0.0055 U	0.0052 U
1,1-Dichloroethene	0.058	42	0.0055 U	0.0052 U
cis-1,2-Dichloroethene	0.4	5.8	0.0055 U	0.0052 U
trans-1,2-Dichloroethene	0.68	14	0.0055 U	0.0052 U
1,2-Dichloropropane	0.03	0.25	0.0055 U	0.0052 U
cis-1,3-Dichloropropene	nc	nc	0.0055 U	0.0052 U
trans-1,3-Dichloropropene	nc	nc	0.0055 U	0.0052 U
Ethylbenzene	13	160	0.0055 U	0.0052 U
2-Hexanone	nc	nc	0.022 U	0.021 U
Isopropylbenzene	11	42	0.0055 U	0.0052 U
Methyl acetate	nc	nc	0.011 U	0.01 U
Methyl cyclohexane	nc	nc	0.011 U	0.01 U
Methyl Tert Butyl Ether	0.18	3.2	0.022 U	0.021 U
4-Methyl-2-Pentanone (Methyl Isobutyl Ketone)	20	75	0.022 U	0.021 U
Methylene chloride	0.023	1.8	0.018	0.016
Styrene	3.5	550	0.0055 U	0.0052 U
1,1,2,2-Tetrachloroethane	0.007	0.11	0.0055 U	0.0052 U
Tetrachloroethene	0.058	0.64	0.0055 U	0.0052 U
Toluene	12	96	0.0055 U	0.0052 U
1,2,4-Trichlorobenzene	5.3	77	0.0055 U	0.0052 U
1,1,1-Trichloroethane	1.9	280	0.0055 U	0.0052 U
1,1,2-Trichloroethane	0.03	0.3	0.0055 U	0.0052 U
Trichloroethene	0.057	0.35	0.0055 U	0.0052 U
Trichlorofluoromethane (CFC-11)	25	540	0.0055 U	0.0052 U
Trifluorotrichloroethane (Freon 113)	nc	nc	0.0055 U	0.0052 U
Vinyl chloride	0.013	0.027	0.0055 U	0.0052 U
Xylene (total)	170	170	0.011 U	0.01 U

Notes:
See Notes on Table 3.7

TABLE 3.4a

SOIL SAMPLE VOC ANALYTICAL RESULTS – AOI 31
CURRENT CONDITIONS REPORT SUPPLEMENT
FORMER MANUAL TRANSMISSIONS OF MUNCIE
MUNCIE, INDIANA

Sample Location:			*UU-2*	*UU-2*
Sample ID:	*IDEM*	*IDEM*	*S-017324-112008-NH-021*	*S-017324-112008-NH-022*
Sample Date:	*RISC*	*RISC*	*11/20/2008*	*11/20/2008*
Sample Depth (feet bgs):	*RDCL*	*IDCL*	*(3-5)*	*(3-5)*
	a	*b*		*Duplicate*
Volatile Organic Compounds (mg/kg)				
Acetone	28	370	0.028	0.044
Benzene	0.034	0.35	0.0049 U	0.0057 U
Bromodichloromethane	0.51	0.51	0.0049 U	0.0057 U
Bromoform	0.6	2.7	0.0049 U	0.0057 U
Bromomethane (Methyl Bromide)	0.052	0.7	0.0049 U	0.0057 U
2-Butanone (Methyl Ethyl Ketone)	35	250	0.019 U	0.023 U
Carbon disulfide	10	82	0.0049 U	0.0057 U
Carbon tetrachloride	0.066	0.29	0.0049 U	0.0057 U
Chlorobenzene	1.3	27	0.0049 U	0.0057 U
Chloroethane	0.65	10	0.0049 U	0.0057 U
Chloroform (Trichloromethane)	0.47	4.7	0.0049 U	0.0057 U
Chloromethane (Methyl Chloride)	nc	nc	0.0049 U	0.0057 U
Cyclohexane	69	69	0.0097 U	0.011 U
1,2-Dibromo-3-chloropropane (DBCP)	nc	nc	0.0097 U	0.011 U
Dibromochloromethane	nc	nc	0.0049 U	0.0057 U
1,2-Dibromoethane (Ethylene Dibromide)	0.00034	0.0096	0.0049 U	0.0057 U
1,2-Dichlorobenzene	17	220	0.0049 U	0.0057 U
1,3-Dichlorobenzene	2.3	8.9	0.0049 U	0.0057 U
1,4-Dichlorobenzene	2.2	3.4	0.0049 U	0.0057 U
Dichlorodifluoromethane (CFC-12)	nc	nc	0.0049 U	0.0057 U
1,1-Dichloroethane	5.6	58	0.0049 U	0.0057 U
1,2-Dichloroethane	0.024	0.15	0.0049 U	0.0057 U
1,1-Dichloroethene	0.058	42	0.0049 U	0.0057 U
cis-1,2-Dichloroethene	0.4	5.8	0.0049 U	0.0057 U
trans-1,2-Dichloroethene	0.68	14	0.0049 U	0.0057 U
1,2-Dichloropropane	0.03	0.25	0.0049 U	0.0057 U
cis-1,3-Dichloropropene	nc	nc	0.0049 U	0.0057 U
trans-1,3-Dichloropropene	nc	nc	0.0049 U	0.0057 U
Ethylbenzene	13	160	0.0049 U	0.0057 U
2-Hexanone	nc	nc	0.019 U	0.023 U
Isopropylbenzene	11	42	0.0049 U	0.0057 U
Methyl acetate	nc	nc	0.0097 U	0.011 U
Methyl cyclohexane	nc	nc	0.0097 U	0.011 U
Methyl Tert Butyl Ether	0.18	3.2	0.019 U	0.023 U
4-Methyl-2-Pentanone (Methyl Isobutyl Ketone)	20	75	0.019 U	0.023 U
Methylene chloride	0.023	1.8	0.011	0.015
Styrene	3.5	550	0.0049 U	0.0057 U
1,1,2,2-Tetrachloroethane	0.007	0.11	0.0049 U	0.0057 U
Tetrachloroethene	0.058	0.64	0.0049 U	0.0057 U
Toluene	12	96	0.0049 U	0.0057 U
1,2,4-Trichlorobenzene	5.3	77	0.0049 U	0.0057 U
1,1,1-Trichloroethane	1.9	280	0.0049 U	0.0057 U
1,1,2-Trichloroethane	0.03	0.3	0.0049 U	0.0057 U
Trichloroethene	0.057	0.35	0.0049 U	0.0057 U
Trichlorofluoromethane (CFC-11)	25	540	0.0049 U	0.0057 U
Trifluorotrichloroethane (Freon 113)	nc	nc	0.0049 U	0.0057 U
Vinyl chloride	0.013	0.027	0.0049 U	0.0057 U
Xylene (total)	170	170	0.0097 U	0.011 U

Notes:
See Notes on Table 3.7

TABLE 3.4a

SOIL SAMPLE VOC ANALYTICAL RESULTS – AOI 31
CURRENT CONDITIONS REPORT SUPPLEMENT
FORMER MANUAL TRANSMISSIONS OF MUNCIE
MUNCIE, INDIANA

Sample Location:			*V-4*	*W-3*
Sample ID:	*IDEM RISC RDCL a*	*IDEM RISC IDCL b*	*S-017324-111908-NH-007*	*S-017324-111908-NH-010*
Sample Date:			*11/19/2008*	*11/19/2008*
Sample Depth (feet bgs):			*(0-2)*	*(0-2)*
Volatile Organic Compounds (mg/kg)				
Acetone	28	370	0.035	0.02 U
Benzene	0.034	0.35	0.0054 U	0.005 U
Bromodichloromethane	0.51	0.51	0.0054 U	0.005 U
Bromoform	0.6	2.7	0.0054 U	0.005 U
Bromomethane (Methyl Bromide)	0.052	0.7	0.0054 U	0.005 U
2-Butanone (Methyl Ethyl Ketone)	35	250	0.022 U	0.02 U
Carbon disulfide	10	82	0.0054 U	0.005 U
Carbon tetrachloride	0.066	0.29	0.0054 U	0.005 U
Chlorobenzene	1.3	27	0.0054 U	0.005 U
Chloroethane	0.65	10	0.0054 U	0.005 U
Chloroform (Trichloromethane)	0.47	4.7	0.0054 U	0.005 U
Chloromethane (Methyl Chloride)	nc	nc	0.0054 U	0.005 U
Cyclohexane	69	69	0.011 U	0.01 U
1,2-Dibromo-3-chloropropane (DBCP)	nc	nc	0.011 U	0.01 U
Dibromochloromethane	nc	nc	0.0054 U	0.005 U
1,2-Dibromoethane (Ethylene Dibromide)	0.00034	0.0096	0.0054 U	0.005 U
1,2-Dichlorobenzene	17	220	0.0054 U	0.005 U
1,3-Dichlorobenzene	2.3	8.9	0.0054 U	0.005 U
1,4-Dichlorobenzene	2.2	3.4	0.0054 U	0.005 U
Dichlorodifluoromethane (CFC-12)	nc	nc	0.0054 U	0.005 U
1,1-Dichloroethane	5.6	58	0.0054 U	0.005 U
1,2-Dichloroethane	0.024	0.15	0.0054 U	0.005 U
1,1-Dichloroethene	0.058	42	0.0054 U	0.005 U
cis-1,2-Dichloroethene	0.4	5.8	0.0054 U	0.005 U
trans-1,2-Dichloroethene	0.68	14	0.0054 U	0.005 U
1,2-Dichloropropane	0.03	0.25	0.0054 U	0.005 U
cis-1,3-Dichloropropene	nc	nc	0.0054 U	0.005 U
trans-1,3-Dichloropropene	nc	nc	0.0054 U	0.005 U
Ethylbenzene	13	160	0.0054 U	0.005 U
2-Hexanone	nc	nc	0.022 U	0.02 U
Isopropylbenzene	11	42	0.0054 U	0.005 U
Methyl acetate	nc	nc	0.011 U	0.01 U
Methyl cyclohexane	nc	nc	0.011 U	0.01 U
Methyl Tert Butyl Ether	0.18	3.2	0.022 U	0.02 U
4-Methyl-2-Pentanone (Methyl Isobutyl Ketone)	20	75	0.022 U	0.02 U
Methylene chloride	0.023	1.8	0.014	0.012
Styrene	3.5	550	0.0054 U	0.005 U
1,1,2,2-Tetrachloroethane	0.007	0.11	0.0054 U	0.005 U
Tetrachloroethene	0.058	0.64	0.0054 U	0.005 U
Toluene	12	96	0.0054 U	0.005 U
1,2,4-Trichlorobenzene	5.3	77	0.0054 U	0.005 U
1,1,1-Trichloroethane	1.9	280	0.0054 U	0.005 U
1,1,2-Trichloroethane	0.03	0.3	0.0054 U	0.005 U
Trichloroethene	0.057	0.35	0.0054 U	0.005 U
Trichlorofluoromethane (CFC-11)	25	540	0.0054 U	0.005 U
Trifluorotrichloroethane (Freon 113)	nc	nc	0.0054 U	0.005 U
Vinyl chloride	0.013	0.027	0.0054 U	0.005 U
Xylene (total)	170	170	0.011 U	0.01 U

Notes:
See Notes on Table 3.7

TABLE 3.4a

SOIL SAMPLE VOC ANALYTICAL RESULTS – AOI 31
CURRENT CONDITIONS REPORT SUPPLEMENT
FORMER MANUAL TRANSMISSIONS OF MUNCIE
MUNCIE, INDIANA

Sample Location:			*X-4*	*Y-3*
Sample ID:	*IDEM RISC*	*IDEM RISC*	*S-017324-111908-NH-012*	*S-017324-111908-NH-014*
Sample Date:			*11/19/2008*	*11/19/2008*
Sample Depth (feet bgs):	*RDCL a*	*IDCL b*	*(0-2)*	*(0-2)*
Volatile Organic Compounds (mg/kg)				
Acetone	28	370	0.021 U	0.023 U
Benzene	0.034	0.35	0.0054 U	0.0057 U
Bromodichloromethane	0.51	0.51	0.0054 U	0.0057 U
Bromoform	0.6	2.7	0.0054 U	0.0057 U
Bromomethane (Methyl Bromide)	0.052	0.7	0.0054 U	0.0057 U
2-Butanone (Methyl Ethyl Ketone)	35	250	0.021 U	0.023 U
Carbon disulfide	10	82	0.0054 U	0.0057 U
Carbon tetrachloride	0.066	0.29	0.0054 U	0.0057 U
Chlorobenzene	1.3	27	0.0054 U	0.0057 U
Chloroethane	0.65	10	0.0054 U	0.0057 U
Chloroform (Trichloromethane)	0.47	4.7	0.0054 U	0.0057 U
Chloromethane (Methyl Chloride)	nc	nc	0.0054 U	0.0057 U
Cyclohexane	69	69	0.011 U	0.011 U
1,2-Dibromo-3-chloropropane (DBCP)	nc	nc	0.011 U	0.011 U
Dibromochloromethane	nc	nc	0.0054 U	0.0057 U
1,2-Dibromoethane (Ethylene Dibromide)	0.00034	0.0096	0.0054 U	0.0057 U
1,2-Dichlorobenzene	17	220	0.0054 U	0.0057 U
1,3-Dichlorobenzene	2.3	8.9	0.0054 U	0.0057 U
1,4-Dichlorobenzene	2.2	3.4	0.0054 U	0.0057 U
Dichlorodifluoromethane (CFC-12)	nc	nc	0.0054 U	0.0057 U
1,1-Dichloroethane	5.6	58	0.0054 U	0.0057 U
1,2-Dichloroethane	0.024	0.15	0.0054 U	0.0057 U
1,1-Dichloroethene	0.058	42	0.0054 U	0.0057 U
cis-1,2-Dichloroethene	0.4	5.8	0.0054 U	0.0057 U
trans-1,2-Dichloroethene	0.68	14	0.0054 U	0.0057 U
1,2-Dichloropropane	0.03	0.25	0.0054 U	0.0057 U
cis-1,3-Dichloropropene	nc	nc	0.0054 U	0.0057 U
trans-1,3-Dichloropropene	nc	nc	0.0054 U	0.0057 U
Ethylbenzene	13	160	0.0054 U	0.0057 U
2-Hexanone	nc	nc	0.021 U	0.023 U
Isopropylbenzene	11	42	0.0054 U	0.0057 U
Methyl acetate	nc	nc	0.011 U	0.011 U
Methyl cyclohexane	nc	nc	0.011 U	0.011 U
Methyl Tert Butyl Ether	0.18	3.2	0.021 U	0.023 U
4-Methyl-2-Pentanone (Methyl Isobutyl Ketone)	20	75	0.021 U	0.023 U
Methylene chloride	0.023	1.8	0.013	0.014
Styrene	3.5	550	0.0054 U	0.0057 U
1,1,2,2-Tetrachloroethane	0.007	0.11	0.0054 U	0.0057 U
Tetrachloroethene	0.058	0.64	0.0054 U	0.0057 U
Toluene	12	96	0.0054 U	0.0057 U
1,2,4-Trichlorobenzene	5.3	77	0.0054 U	0.0057 U
1,1,1-Trichloroethane	1.9	280	0.0054 U	0.0057 U
1,1,2-Trichloroethane	0.03	0.3	0.0054 U	0.0057 U
Trichloroethene	0.057	0.35	0.0054 U	0.0057 U
Trichlorofluoromethane (CFC-11)	25	540	0.0054 U	0.0057 U
Trifluorotrichloroethane (Freon 113)	nc	nc	0.0054 U	0.0057 U
Vinyl chloride	0.013	0.027	0.0054 U	0.0057 U
Xylene (total)	170	170	0.011 U	0.011 U

Notes:
See Notes on Table 3.7

TABLE 3.4a

SOIL SAMPLE VOC ANALYTICAL RESULTS – AOI 31
CURRENT CONDITIONS REPORT SUPPLEMENT
FORMER MANUAL TRANSMISSIONS OF MUNCIE
MUNCIE, INDIANA

Sample Location:			*Y-4*	*Z-4*
Sample ID:	*IDEM RISC RDCL a*	*IDEM RISC IDCL b*	*S-017324-111908-NH-015*	*S-017324-111908-NH-017*
Sample Date:			*11/19/2008*	*11/19/2008*
Sample Depth (feet bgs):			*(0-2)*	*(0-2)*
Volatile Organic Compounds (mg/kg)				
Acetone	28	370	0.021 U	0.022 U
Benzene	0.034	0.35	0.0051 U	0.0056 U
Bromodichloromethane	0.51	0.51	0.0051 U	0.0056 U
Bromoform	0.6	2.7	0.0051 U	0.0056 U
Bromomethane (Methyl Bromide)	0.052	0.7	0.0051 U	0.0056 U
2-Butanone (Methyl Ethyl Ketone)	35	250	0.021 U	0.022 U
Carbon disulfide	10	82	0.0051 U	0.0056 U
Carbon tetrachloride	0.066	0.29	0.0051 U	0.0056 U
Chlorobenzene	1.3	27	0.0051 U	0.0056 U
Chloroethane	0.65	10	0.0051 U	0.0056 U
Chloroform (Trichloromethane)	0.47	4.7	0.0051 U	0.0056 U
Chloromethane (Methyl Chloride)	nc	nc	0.0051 U	0.0056 U
Cyclohexane	69	69	0.01 U	0.011 U
1,2-Dibromo-3-chloropropane (DBCP)	nc	nc	0.01 U	0.011 U
Dibromochloromethane	nc	nc	0.0051 U	0.0056 U
1,2-Dibromoethane (Ethylene Dibromide)	0.00034	0.0096	0.0051 U	0.0056 U
1,2-Dichlorobenzene	17	220	0.0051 U	0.0056 U
1,3-Dichlorobenzene	2.3	8.9	0.0051 U	0.0056 U
1,4-Dichlorobenzene	2.2	3.4	0.0051 U	0.0056 U
Dichlorodifluoromethane (CFC-12)	nc	nc	0.0051 U	0.0056 U
1,1-Dichloroethane	5.6	58	0.0051 U	0.0056 U
1,2-Dichloroethane	0.024	0.15	0.0051 U	0.0056 U
1,1-Dichloroethene	0.058	42	0.0051 U	0.0056 U
cis-1,2-Dichloroethene	0.4	5.8	0.0051 U	0.0056 U
trans-1,2-Dichloroethene	0.68	14	0.0051 U	0.0056 U
1,2-Dichloropropane	0.03	0.25	0.0051 U	0.0056 U
cis-1,3-Dichloropropene	nc	nc	0.0051 U	0.0056 U
trans-1,3-Dichloropropene	nc	nc	0.0051 U	0.0056 U
Ethylbenzene	13	160	0.0051 U	0.0056 U
2-Hexanone	nc	nc	0.021 U	0.022 U
Isopropylbenzene	11	42	0.0051 U	0.0056 U
Methyl acetate	nc	nc	0.01 U	0.011 U
Methyl cyclohexane	nc	nc	0.01 U	0.011 U
Methyl Tert Butyl Ether	0.18	3.2	0.021 U	0.022 U
4-Methyl-2-Pentanone (Methyl Isobutyl Ketone)	20	75	0.021 U	0.022 U
Methylene chloride	0.023	1.8	0.013	0.013
Styrene	3.5	550	0.0051 U	0.0056 U
1,1,2,2-Tetrachloroethane	0.007	0.11	0.0051 U	0.0056 U
Tetrachloroethene	0.058	0.64	0.0051 U	0.0056 U
Toluene	12	96	0.0051 U	0.0056 U
1,2,4-Trichlorobenzene	5.3	77	0.0051 U	0.0056 U
1,1,1-Trichloroethane	1.9	280	0.0051 U	0.0056 U
1,1,2-Trichloroethane	0.03	0.3	0.0051 U	0.0056 U
Trichloroethene	0.057	0.35	0.0051 U	0.0056 U
Trichlorofluoromethane (CFC-11)	25	540	0.0051 U	0.0056 U
Trifluorotrichloroethane (Freon 113)	nc	nc	0.0051 U	0.0056 U
Vinyl chloride	0.013	0.027	0.0051 U	0.0056 U
Xylene (total)	170	170	0.01 U	0.011 U

Notes:
See Notes on Table 3.7

TABLE 3.4a

SOIL SAMPLE VOC ANALYTICAL RESULTS – AOI 31
CURRENT CONDITIONS REPORT SUPPLEMENT
FORMER MANUAL TRANSMISSIONS OF MUNCIE
MUNCIE, INDIANA

Sample Location:			*AA-4*	*BB-1*
Sample ID:	*IDEM RISC RDCL a*	*IDEM RISC IDCL b*	*S-017324-111908-NH-019*	*S-017324-112008-JP-055*
Sample Date:			*11/19/2008*	*11/20/2008*
Sample Depth (feet bgs):			*(0-2)*	*(0-2)*
Volatile Organic Compounds (mg/kg)				
Acetone	28	370	0.022 U	0.019 U
Benzene	0.034	0.35	0.0056 U	0.0048 U
Bromodichloromethane	0.51	0.51	0.0056 U	0.0048 U
Bromoform	0.6	2.7	0.0056 U	0.0048 U
Bromomethane (Methyl Bromide)	0.052	0.7	0.0056 U	0.0048 U
2-Butanone (Methyl Ethyl Ketone)	35	250	0.022 U	0.019 U
Carbon disulfide	10	82	0.0056 U	0.0048 U
Carbon tetrachloride	0.066	0.29	0.0056 U	0.0048 U
Chlorobenzene	1.3	27	0.0056 U	0.0048 U
Chloroethane	0.65	10	0.0056 U	0.0048 U
Chloroform (Trichloromethane)	0.47	4.7	0.0056 U	0.0048 U
Chloromethane (Methyl Chloride)	nc	nc	0.0056 U	0.0048 U
Cyclohexane	69	69	0.011 U	0.0097 U
1,2-Dibromo-3-chloropropane (DBCP)	nc	nc	0.011 U	0.0097 U
Dibromochloromethane	nc	nc	0.0056 U	0.0048 U
1,2-Dibromoethane (Ethylene Dibromide)	0.00034	0.0096	0.0056 U	0.0048 U
1,2-Dichlorobenzene	17	220	0.0056 U	0.0048 U
1,3-Dichlorobenzene	2.3	8.9	0.0056 U	0.0048 U
1,4-Dichlorobenzene	2.2	3.4	0.0056 U	0.0048 U
Dichlorodifluoromethane (CFC-12)	nc	nc	0.0056 U	0.0048 U
1,1-Dichloroethane	5.6	58	0.0056 U	0.0048 U
1,2-Dichloroethane	0.024	0.15	0.0056 U	0.0048 U
1,1-Dichloroethene	0.058	42	0.0056 U	0.0048 U
cis-1,2-Dichloroethene	0.4	5.8	0.0056 U	0.0048 U
trans-1,2-Dichloroethene	0.68	14	0.0056 U	0.0048 U
1,2-Dichloropropane	0.03	0.25	0.0056 U	0.0048 U
cis-1,3-Dichloropropene	nc	nc	0.0056 U	0.0048 U
trans-1,3-Dichloropropene	nc	nc	0.0056 U	0.0048 U
Ethylbenzene	13	160	0.0056 U	0.0048 U
2-Hexanone	nc	nc	0.022 U	0.019 U
Isopropylbenzene	11	42	0.0056 U	0.0048 U
Methyl acetate	nc	nc	0.011 U	0.0097 U
Methyl cyclohexane	nc	nc	0.011 U	0.0097 U
Methyl Tert Butyl Ether	0.18	3.2	0.022 U	0.019 U
4-Methyl-2-Pentanone (Methyl Isobutyl Ketone)	20	75	0.022 U	0.019 U
Methylene chloride	0.023	1.8	0.013	0.017
Styrene	3.5	550	0.0056 U	0.0048 U
1,1,2,2-Tetrachloroethane	0.007	0.11	0.0056 U	0.0048 U
Tetrachloroethene	0.058	0.64	0.0056 U	0.0048 U
Toluene	12	96	0.0056 U	0.0048 U
1,2,4-Trichlorobenzene	5.3	77	0.0056 U	0.0048 U
1,1,1-Trichloroethane	1.9	280	0.0056 U	0.0048 U
1,1,2-Trichloroethane	0.03	0.3	0.0056 U	0.0048 U
Trichloroethene	0.057	0.35	0.0056 U	0.0048 U
Trichlorofluoromethane (CFC-11)	25	540	0.0056 U	0.0048 U
Trifluorotrichloroethane (Freon 113)	nc	nc	0.0056 U	0.0048 U
Vinyl chloride	0.013	0.027	0.0056 U	0.0048 U
Xylene (total)	170	170	0.011 U	0.0097 U

Notes:
See Notes on Table 3.7

TABLE 3.4a

SOIL SAMPLE VOC ANALYTICAL RESULTS – AOI 31
CURRENT CONDITIONS REPORT SUPPLEMENT
FORMER MANUAL TRANSMISSIONS OF MUNCIE
MUNCIE, INDIANA

Sample Location:			*EE-2*	*EE-6*	*GG-6*
Sample ID:	*IDEM RISC RDCL a*	*IDEM RISC IDCL b*	*S-017324-111908-JP-047*	*S-017324-111908-JP-049*	*S-017324-111908-JP-043*
Sample Date:			*11/19/2008*	*11/19/2008*	*11/19/2008*
Sample Depth (feet bgs):			*(0-2)*	*(0-2)*	*(0-2)*
Volatile Organic Compounds (mg/kg)					
Acetone	28	370	0.018 U	0.021 U	0.023 U
Benzene	0.034	0.35	0.0045 U	0.0051 U	0.0059 U
Bromodichloromethane	0.51	0.51	0.0045 U	0.0051 U	0.0059 U
Bromoform	0.6	2.7	0.0045 U	0.0051 U	0.0059 U
Bromomethane (Methyl Bromide)	0.052	0.7	0.0045 U	0.0051 U	0.0059 U
2-Butanone (Methyl Ethyl Ketone)	35	250	0.018 U	0.021 U	0.023 U
Carbon disulfide	10	82	0.0045 U	0.0051 U	0.0059 U
Carbon tetrachloride	0.066	0.29	0.0045 U	0.0051 U	0.0059 U
Chlorobenzene	1.3	27	0.0045 U	0.0051 U	0.0059 U
Chloroethane	0.65	10	0.0045 U	0.0051 U	0.0059 U
Chloroform (Trichloromethane)	0.47	4.7	0.0045 U	0.0051 U	0.0059 U
Chloromethane (Methyl Chloride)	nc	nc	0.0045 U	0.0051 U	0.0059 U
Cyclohexane	69	69	0.0089 U	0.01 U	0.012 U
1,2-Dibromo-3-chloropropane (DBCP)	nc	nc	0.0089 U	0.01 U	0.012 U
Dibromochloromethane	nc	nc	0.0045 U	0.0051 U	0.0059 U
1,2-Dibromoethane (Ethylene Dibromide)	0.00034	0.0096	0.0045 U	0.0051 U	0.0059 U
1,2-Dichlorobenzene	17	220	0.0045 U	0.0051 U	0.0059 U
1,3-Dichlorobenzene	2.3	8.9	0.0045 U	0.0051 U	0.0059 U
1,4-Dichlorobenzene	2.2	3.4	0.0045 U	0.0051 U	0.0059 U
Dichlorodifluoromethane (CFC-12)	nc	nc	0.0045 U	0.0051 U	0.0059 U
1,1-Dichloroethane	5.6	58	0.0045 U	0.0051 U	0.0059 U
1,2-Dichloroethane	0.024	0.15	0.0045 U	0.0051 U	0.0059 U
1,1-Dichloroethene	0.058	42	0.0045 U	0.0051 U	0.0059 U
cis-1,2-Dichloroethene	0.4	5.8	0.0045 U	0.0051 U	0.0059 U
trans-1,2-Dichloroethene	0.68	14	0.0045 U	0.0051 U	0.0059 U
1,2-Dichloropropane	0.03	0.25	0.0045 U	0.0051 U	0.0059 U
cis-1,3-Dichloropropene	nc	nc	0.0045 U	0.0051 U	0.0059 U
trans-1,3-Dichloropropene	nc	nc	0.0045 U	0.0051 U	0.0059 U
Ethylbenzene	13	160	0.0045 U	0.0051 U	0.0059 U
2-Hexanone	nc	nc	0.018 U	0.021 U	0.023 U
Isopropylbenzene	11	42	0.0045 U	0.0051 U	0.0059 U
Methyl acetate	nc	nc	0.0089 U	0.01 U	0.012 U
Methyl cyclohexane	nc	nc	0.0089 U	0.01 U	0.012 U
Methyl Tert Butyl Ether	0.18	3.2	0.018 U	0.021 U	0.023 U
4-Methyl-2-Pentanone (Methyl Isobutyl Ketone)	20	75	0.018 U	0.021 U	0.023 U
Methylene chloride	0.023	1.8	0.0075	0.0084	0.011
Styrene	3.5	550	0.0045 U	0.0051 U	0.0059 U
1,1,2,2-Tetrachloroethane	0.007	0.11	0.0045 U	0.0051 U	0.0059 U
Tetrachloroethene	0.058	0.64	0.0045 U	0.0051 U	0.0059 U
Toluene	12	96	0.0045 U	0.0051 U	0.0059 U
1,2,4-Trichlorobenzene	5.3	77	0.0045 U	0.0051 U	0.0059 U
1,1,1-Trichloroethane	1.9	280	0.0045 U	0.0051 U	0.0059 U
1,1,2-Trichloroethane	0.03	0.3	0.0045 U	0.0051 U	0.0059 U
Trichloroethene	0.057	0.35	0.0045 U	0.0051 U	0.0059 U
Trichlorofluoromethane (CFC-11)	25	540	0.0045 U	0.0051 U	0.0059 U
Trifluorotrichloroethane (Freon 113)	nc	nc	0.0045 U	0.0051 U	0.0059 U
Vinyl chloride	0.013	0.027	0.0045 U	0.0051 U	0.0059 U
Xylene (total)	170	170	0.0089 U	0.01 U	0.012 U

Notes:
See Notes on Table 3.7

TABLE 3.4a

SOIL SAMPLE VOC ANALYTICAL RESULTS – AOI 31
CURRENT CONDITIONS REPORT SUPPLEMENT
FORMER MANUAL TRANSMISSIONS OF MUNCIE
MUNCIE, INDIANA

Sample Location:			*HH-2*	*HH-4*
Sample ID:	*IDEM RISC RDCL a*	*IDEM RISC IDCL b*	*S-017324-111908-JP-041*	*S-017324-111908-JP-039*
Sample Date:			*11/19/2008*	*11/19/2008*
Sample Depth (feet bgs):			*(0-2)*	*(0-2)*
Volatile Organic Compounds (mg/kg)				
Acetone	28	370	0.02 U	0.021
Benzene	0.034	0.35	0.005 U	0.0051 U
Bromodichloromethane	0.51	0.51	0.005 U	0.0051 U
Bromoform	0.6	2.7	0.005 U	0.0051 U
Bromomethane (Methyl Bromide)	0.052	0.7	0.005 U	0.0051 U
2-Butanone (Methyl Ethyl Ketone)	35	250	0.02 U	0.02 U
Carbon disulfide	10	82	0.005 U	0.0051 U
Carbon tetrachloride	0.066	0.29	0.005 U	0.0051 U
Chlorobenzene	1.3	27	0.005 U	0.0051 U
Chloroethane	0.65	10	0.005 U	0.0051 U
Chloroform (Trichloromethane)	0.47	4.7	0.005 U	0.0051 U
Chloromethane (Methyl Chloride)	nc	nc	0.005 U	0.0051 U
Cyclohexane	69	69	0.01 U	0.01 U
1,2-Dibromo-3-chloropropane (DBCP)	nc	nc	0.01 U	0.01 U
Dibromochloromethane	nc	nc	0.005 U	0.0051 U
1,2-Dibromoethane (Ethylene Dibromide)	0.00034	0.0096	0.005 U	0.0051 U
1,2-Dichlorobenzene	17	220	0.005 U	0.0051 U
1,3-Dichlorobenzene	2.3	8.9	0.005 U	0.0051 U
1,4-Dichlorobenzene	2.2	3.4	0.005 U	0.0051 U
Dichlorodifluoromethane (CFC-12)	nc	nc	0.005 U	0.0051 U
1,1-Dichloroethane	5.6	58	0.005 U	0.0051 U
1,2-Dichloroethane	0.024	0.15	0.005 U	0.0051 U
1,1-Dichloroethene	0.058	42	0.005 U	0.0051 U
cis-1,2-Dichloroethene	0.4	5.8	0.005 U	0.0051 U
trans-1,2-Dichloroethene	0.68	14	0.005 U	0.0051 U
1,2-Dichloropropane	0.03	0.25	0.005 U	0.0051 U
cis-1,3-Dichloropropene	nc	nc	0.005 U	0.0051 U
trans-1,3-Dichloropropene	nc	nc	0.005 U	0.0051 U
Ethylbenzene	13	160	0.005 U	0.0051 U
2-Hexanone	nc	nc	0.02 U	0.02 U
Isopropylbenzene	11	42	0.005 U	0.0051 U
Methyl acetate	nc	nc	0.01 U	0.01 U
Methyl cyclohexane	nc	nc	0.01 U	0.01 U
Methyl Tert Butyl Ether	0.18	3.2	0.02 U	0.02 U
4-Methyl-2-Pentanone (Methyl Isobutyl Ketone)	20	75	0.02 U	0.02 U
Methylene chloride	0.023	1.8	0.0083	0.0084
Styrene	3.5	550	0.005 U	0.0051 U
1,1,2,2-Tetrachloroethane	0.007	0.11	0.005 U	0.0051 U
Tetrachloroethene	0.058	0.64	0.005 U	0.0051 U
Toluene	12	96	0.005 U	0.0051 U
1,2,4-Trichlorobenzene	5.3	77	0.005 U	0.0051 U
1,1,1-Trichloroethane	1.9	280	0.005 U	0.0051 U
1,1,2-Trichloroethane	0.03	0.3	0.005 U	0.0051 U
Trichloroethene	0.057	0.35	0.005 U	0.0051 U
Trichlorofluoromethane (CFC-11)	25	540	0.005 U	0.0051 U
Trifluorotrichloroethane (Freon 113)	nc	nc	0.005 U	0.0051 U
Vinyl chloride	0.013	0.027	0.005 U	0.0051 U
Xylene (total)	170	170	0.01 U	0.01 U

Notes:
See Notes on Table 3.7

TABLE 3.4a

SOIL SAMPLE VOC ANALYTICAL RESULTS – AOI 31
CURRENT CONDITIONS REPORT SUPPLEMENT
FORMER MANUAL TRANSMISSIONS OF MUNCIE
MUNCIE, INDIANA

Sample Location:			*II-2*	*II-4*
Sample ID:	*IDEM RISC RDCL a*	*IDEM RISC IDCL b*	*S-017324-111908-NH-003*	*S-017324-111908-NH-005*
Sample Date:			*11/19/2008*	*11/19/2008*
Sample Depth (feet bgs):			*(0-2)*	*(0-2)*
Volatile Organic Compounds (mg/kg)				
Acetone	28	370	0.021 U	0.058
Benzene	0.034	0.35	0.0053 U	0.0062 U
Bromodichloromethane	0.51	0.51	0.0053 U	0.0062 U
Bromoform	0.6	2.7	0.0053 U	0.0062 U
Bromomethane (Methyl Bromide)	0.052	0.7	0.0053 U	0.0062 U
2-Butanone (Methyl Ethyl Ketone)	35	250	0.021 U	0.025 U
Carbon disulfide	10	82	0.0053 U	0.0062 U
Carbon tetrachloride	0.066	0.29	0.0053 U	0.0062 U
Chlorobenzene	1.3	27	0.0053 U	0.0062 U
Chloroethane	0.65	10	0.0053 U	0.0062 U
Chloroform (Trichloromethane)	0.47	4.7	0.0053 U	0.0062 U
Chloromethane (Methyl Chloride)	nc	nc	0.0053 U	0.0062 U
Cyclohexane	69	69	0.011 U	0.012 U
1,2-Dibromo-3-chloropropane (DBCP)	nc	nc	0.011 U	0.012 U
Dibromochloromethane	nc	nc	0.0053 U	0.0062 U
1,2-Dibromoethane (Ethylene Dibromide)	0.00034	0.0096	0.0053 U	0.0062 U
1,2-Dichlorobenzene	17	220	0.0053 U	0.0062 U
1,3-Dichlorobenzene	2.3	8.9	0.0053 U	0.0062 U
1,4-Dichlorobenzene	2.2	3.4	0.0053 U	0.0062 U
Dichlorodifluoromethane (CFC-12)	nc	nc	0.0053 U	0.0062 U
1,1-Dichloroethane	5.6	58	0.0053 U	0.0062 U
1,2-Dichloroethane	0.024	0.15	0.0053 U	0.0062 U
1,1-Dichloroethene	0.058	42	0.0053 U	0.0062 U
cis-1,2-Dichloroethene	0.4	5.8	0.0053 U	0.0062 U
trans-1,2-Dichloroethene	0.68	14	0.0053 U	0.0062 U
1,2-Dichloropropane	0.03	0.25	0.0053 U	0.0062 U
cis-1,3-Dichloropropene	nc	nc	0.0053 U	0.0062 U
trans-1,3-Dichloropropene	nc	nc	0.0053 U	0.0062 U
Ethylbenzene	13	160	0.0053 U	0.0062 U
2-Hexanone	nc	nc	0.021 U	0.025 U
Isopropylbenzene	11	42	0.0053 U	0.0062 U
Methyl acetate	nc	nc	0.011 U	0.012 U
Methyl cyclohexane	nc	nc	0.011 U	0.012 U
Methyl Tert Butyl Ether	0.18	3.2	0.021 U	0.025 U
4-Methyl-2-Pentanone (Methyl Isobutyl Ketone)	20	75	0.021 U	0.025 U
Methylene chloride	0.023	1.8	0.013	0.013
Styrene	3.5	550	0.0053 U	0.0062 U
1,1,2,2-Tetrachloroethane	0.007	0.11	0.0053 U	0.0062 U
Tetrachloroethene	0.058	0.64	0.0053 U	0.0062 U
Toluene	12	96	0.0053 U	0.0062 U
1,2,4-Trichlorobenzene	5.3	77	0.0053 U	0.0062 U
1,1,1-Trichloroethane	1.9	280	0.0053 U	0.0062 U
1,1,2-Trichloroethane	0.03	0.3	0.0053 U	0.0062 U
Trichloroethene	0.057	0.35	0.0053 U	0.0062 U
Trichlorofluoromethane (CFC-11)	25	540	0.0053 U	0.0062 U
Trifluorotrichloroethane (Freon 113)	nc	nc	0.0053 U	0.0062 U
Vinyl chloride	0.013	0.027	0.0053 U	0.0062 U
Xylene (total)	170	170	0.011 U	0.012 U

Notes:
See Notes on Table 3.7

TABLE 3.4a

SOIL SAMPLE VOC ANALYTICAL RESULTS – AOI 31
CURRENT CONDITIONS REPORT SUPPLEMENT
FORMER MANUAL TRANSMISSIONS OF MUNCIE
MUNCIE, INDIANA

Sample Location:			*JJ-1*	*JJ-5*	*JJ-5*
Sample ID:	*IDEM RISC RDCL a*	*IDEM RISC IDCL b*	*S-017324-111908-JP-033*	*S-017324-111908-JP-035*	*S-017324-111908-JP-036*
Sample Date:			*11/19/2008*	*11/19/2008*	*11/19/2008*
Sample Depth (feet bgs):			*(0-2)*	*(0-2)*	*(0-2) Duplicate*
Volatile Organic Compounds (mg/kg)					
Acetone	28	370	0.02 U	0.021 U	0.019 U
Benzene	0.034	0.35	0.0049 U	0.0051 U	0.0049 U
Bromodichloromethane	0.51	0.51	0.0049 U	0.0051 U	0.0049 U
Bromoform	0.6	2.7	0.0049 U	0.0051 U	0.0049 U
Bromomethane (Methyl Bromide)	0.052	0.7	0.0049 U	0.0051 U	0.0049 U
2-Butanone (Methyl Ethyl Ketone)	35	250	0.02 U	0.021 U	0.019 U
Carbon disulfide	10	82	0.0049 U	0.0051 U	0.0049 U
Carbon tetrachloride	0.066	0.29	0.0049 U	0.0051 U	0.0049 U
Chlorobenzene	1.3	27	0.0049 U	0.0051 U	0.0049 U
Chloroethane	0.65	10	0.0049 U	0.0051 U	0.0049 U
Chloroform (Trichloromethane)	0.47	4.7	0.0049 U	0.0051 U	0.0049 U
Chloromethane (Methyl Chloride)	nc	nc	0.0049 U	0.0051 U	0.0049 U
Cyclohexane	69	69	0.0099 U	0.01 U	0.0097 U
1,2-Dibromo-3-chloropropane (DBCP)	nc	nc	0.0099 U	0.01 U	0.0097 U
Dibromochloromethane	nc	nc	0.0049 U	0.0051 U	0.0049 U
1,2-Dibromoethane (Ethylene Dibromide)	0.00034	0.0096	0.0049 U	0.0051 U	0.0049 U
1,2-Dichlorobenzene	17	220	0.0049 U	0.0051 U	0.0049 U
1,3-Dichlorobenzene	2.3	8.9	0.0049 U	0.0051 U	0.0049 U
1,4-Dichlorobenzene	2.2	3.4	0.0049 U	0.0051 U	0.0049 U
Dichlorodifluoromethane (CFC-12)	nc	nc	0.0049 U	0.0051 U	0.0049 U
1,1-Dichloroethane	5.6	58	0.0049 U	0.0051 U	0.0049 U
1,2-Dichloroethane	0.024	0.15	0.0049 U	0.0051 U	0.0049 U
1,1-Dichloroethene	0.058	42	0.0049 U	0.0051 U	0.0049 U
cis-1,2-Dichloroethene	0.4	5.8	0.0049 U	0.0051 U	0.0049 U
trans-1,2-Dichloroethene	0.68	14	0.0049 U	0.0051 U	0.0049 U
1,2-Dichloropropane	0.03	0.25	0.0049 U	0.0051 U	0.0049 U
cis-1,3-Dichloropropene	nc	nc	0.0049 U	0.0051 U	0.0049 U
trans-1,3-Dichloropropene	nc	nc	0.0049 U	0.0051 U	0.0049 U
Ethylbenzene	13	160	0.0049 U	0.0051 U	0.0049 U
2-Hexanone	nc	nc	0.02 U	0.021 U	0.019 U
Isopropylbenzene	11	42	0.0049 U	0.0051 U	0.0049 U
Methyl acetate	nc	nc	0.0099 U	0.01 U	0.0097 U
Methyl cyclohexane	nc	nc	0.0099 U	0.01 U	0.0097 U
Methyl Tert Butyl Ether	0.18	3.2	0.02 U	0.021 U	0.019 U
4-Methyl-2-Pentanone (Methyl Isobutyl Ketone)	20	75	0.02 U	0.021 U	0.019 U
Methylene chloride	0.023	1.8	0.0049 U	0.0087	0.0089
Styrene	3.5	550	0.0049 U	0.0051 U	0.0049 U
1,1,2,2-Tetrachloroethane	0.007	0.11	0.0049 U	0.0051 U	0.0049 U
Tetrachloroethene	0.058	0.64	0.0049 U	0.0051 U	0.0049 U
Toluene	12	96	0.0049 U	0.0051 U	0.0049 U
1,2,4-Trichlorobenzene	5.3	77	0.0049 U	0.0051 U	0.0049 U
1,1,1-Trichloroethane	1.9	280	0.0049 U	0.0051 U	0.0049 U
1,1,2-Trichloroethane	0.03	0.3	0.0049 U	0.0051 U	0.0049 U
Trichloroethene	0.057	0.35	0.0049 U	0.0051 U	0.0049 U
Trichlorofluoromethane (CFC-11)	25	540	0.0049 U	0.0051 U	0.0049 U
Trifluorotrichloroethane (Freon 113)	nc	nc	0.0049 U	0.0051 U	0.0049 U
Vinyl chloride	0.013	0.027	0.0049 U	0.0051 U	0.0049 U
Xylene (total)	170	170	0.0099 U	0.01 U	0.0097 U

Notes:
See Notes on Table 3.7

TABLE 3.4a

SOIL SAMPLE VOC ANALYTICAL RESULTS – AOI 31
CURRENT CONDITIONS REPORT SUPPLEMENT
FORMER MANUAL TRANSMISSIONS OF MUNCIE
MUNCIE, INDIANA

Sample Location:			*KK-2*	*LL-4*
Sample ID:	*IDEM RISC RDCL a*	*IDEM RISC IDCL b*	*S-017324-111908-NH-002*	*S-017324-111908-JP-031*
Sample Date:			*11/19/2008*	*11/19/2008*
Sample Depth (feet bgs):			*(0-2)*	*(0-2)*
Volatile Organic Compounds (mg/kg)				
Acetone	28	370	0.023 U	0.021 U
Benzene	0.034	0.35	0.0057 U	0.0052 U
Bromodichloromethane	0.51	0.51	0.0057 U	0.0052 U
Bromoform	0.6	2.7	0.0057 U	0.0052 U
Bromomethane (Methyl Bromide)	0.052	0.7	0.0057 U	0.0052 U
2-Butanone (Methyl Ethyl Ketone)	35	250	0.023 U	0.021 U
Carbon disulfide	10	82	0.0057 U	0.0052 U
Carbon tetrachloride	0.066	0.29	0.0057 U	0.0052 U
Chlorobenzene	1.3	27	0.0057 U	0.0052 U
Chloroethane	0.65	10	0.0057 U	0.0052 U
Chloroform (Trichloromethane)	0.47	4.7	0.0057 U	0.0052 U
Chloromethane (Methyl Chloride)	nc	nc	0.0057 U	0.0052 U
Cyclohexane	69	69	0.011 U	0.01 U
1,2-Dibromo-3-chloropropane (DBCP)	nc	nc	0.011 U	0.01 U
Dibromochloromethane	nc	nc	0.0057 U	0.0052 U
1,2-Dibromoethane (Ethylene Dibromide)	0.00034	0.0096	0.0057 U	0.0052 U
1,2-Dichlorobenzene	17	220	0.0057 U	0.0052 U
1,3-Dichlorobenzene	2.3	8.9	0.0057 U	0.0052 U
1,4-Dichlorobenzene	2.2	3.4	0.0057 U	0.0052 U
Dichlorodifluoromethane (CFC-12)	nc	nc	0.0057 U	0.0052 U
1,1-Dichloroethane	5.6	58	0.0057 U	0.0052 U
1,2-Dichloroethane	0.024	0.15	0.0057 U	0.0052 U
1,1-Dichloroethene	0.058	42	0.0057 U	0.0052 U
cis-1,2-Dichloroethene	0.4	5.8	0.0057 U	0.0052 U
trans-1,2-Dichloroethene	0.68	14	0.0057 U	0.0052 U
1,2-Dichloropropane	0.03	0.25	0.0057 U	0.0052 U
cis-1,3-Dichloropropene	nc	nc	0.0057 U	0.0052 U
trans-1,3-Dichloropropene	nc	nc	0.0057 U	0.0052 U
Ethylbenzene	13	160	0.0057 U	0.0052 U
2-Hexanone	nc	nc	0.023 U	0.021 U
Isopropylbenzene	11	42	0.0057 U	0.0052 U
Methyl acetate	nc	nc	0.011 U	0.01 U
Methyl cyclohexane	nc	nc	0.011 U	0.01 U
Methyl Tert Butyl Ether	0.18	3.2	0.023 U	0.021 U
4-Methyl-2-Pentanone (Methyl Isobutyl Ketone)	20	75	0.023 U	0.021 U
Methylene chloride	0.023	1.8	0.014	0.0052 U
Styrene	3.5	550	0.0057 U	0.0052 U
1,1,2,2-Tetrachloroethane	0.007	0.11	0.0057 U	0.0052 U
Tetrachloroethene	0.058	0.64	0.0057 U	0.0052 U
Toluene	12	96	0.0057 U	0.0052 U
1,2,4-Trichlorobenzene	5.3	77	0.0057 U	0.0052 U
1,1,1-Trichloroethane	1.9	280	0.0057 U	0.0052 U
1,1,2-Trichloroethane	0.03	0.3	0.0057 U	0.0052 U
Trichloroethene	0.057	0.35	0.0057 U	0.0052 U
Trichlorofluoromethane (CFC-11)	25	540	0.0057 U	0.0052 U
Trifluorotrichloroethane (Freon 113)	nc	nc	0.0057 U	0.0052 U
Vinyl chloride	0.013	0.027	0.0057 U	0.0052 U
Xylene (total)	170	170	0.011 U	0.01 U

Notes:
See Notes on Table 3.7

TABLE 3.4a

SOIL SAMPLE VOC ANALYTICAL RESULTS – AOI 31
CURRENT CONDITIONS REPORT SUPPLEMENT
FORMER MANUAL TRANSMISSIONS OF MUNCIE
MUNCIE, INDIANA

Sample Location:			*BB-4*	*CC-3*	*DD-4*
Sample ID:	*IDEM RISC RDCL a*	*IDEM RISC IDCL b*	*S-017324-112008-JP-057*	*S-017324-112008-JP-053*	*S-017324-112008-JP-051*
Sample Date:			*11/20/2008*	*11/20/2008*	*11/20/2008*
Sample Depth (feet bgs):			*(0-2)*	*(0-2)*	*(0-2)*
Volatile Organic Compounds (mg/kg)					
Acetone	28	370	0.071	0.023 U	0.019 U
Benzene	0.034	0.35	0.0053 U	0.0057 U	0.0048 U
Bromodichloromethane	0.51	0.51	0.0053 U	0.0057 U	0.0048 U
Bromoform	0.6	2.7	0.0053 U	0.0057 U	0.0048 U
Bromomethane (Methyl Bromide)	0.052	0.7	0.0053 U	0.0057 U	0.0048 U
2-Butanone (Methyl Ethyl Ketone)	35	250	0.021 U	0.023 U	0.019 U
Carbon disulfide	10	82	0.0053 U	0.0057 U	0.0048 U
Carbon tetrachloride	0.066	0.29	0.0053 U	0.0057 U	0.0048 U
Chlorobenzene	1.3	27	0.0053 U	0.0057 U	0.0048 U
Chloroethane	0.65	10	0.0053 U	0.0057 U	0.0048 U
Chloroform (Trichloromethane)	0.47	4.7	0.0053 U	0.0057 U	0.0048 U
Chloromethane (Methyl Chloride)	nc	nc	0.0053 U	0.0057 U	0.0048 U
Cyclohexane	69	69	0.011 U	0.011 U	0.0097 U
1,2-Dibromo-3-chloropropane (DBCP)	nc	nc	0.011 U	0.011 U	0.0097 U
Dibromochloromethane	nc	nc	0.0053 U	0.0057 U	0.0048 U
1,2-Dibromoethane (Ethylene Dibromide)	0.00034	0.0096	0.0053 U	0.0057 U	0.0048 U
1,2-Dichlorobenzene	17	220	0.0053 U	0.0057 U	0.0048 U
1,3-Dichlorobenzene	2.3	8.9	0.0053 U	0.0057 U	0.0048 U
1,4-Dichlorobenzene	2.2	3.4	0.0053 U	0.0057 U	0.0048 U
Dichlorodifluoromethane (CFC-12)	nc	nc	0.0053 U	0.0057 U	0.0048 U
1,1-Dichloroethane	5.6	58	0.0053 U	0.0057 U	0.0048 U
1,2-Dichloroethane	0.024	0.15	0.0053 U	0.0057 U	0.0048 U
1,1-Dichloroethene	0.058	42	0.0053 U	0.0057 U	0.0048 U
cis-1,2-Dichloroethene	0.4	5.8	0.0053 U	0.0057 U	0.0048 U
trans-1,2-Dichloroethene	0.68	14	0.0053 U	0.0057 U	0.0048 U
1,2-Dichloropropane	0.03	0.25	0.0053 U	0.0057 U	0.0048 U
cis-1,3-Dichloropropene	nc	nc	0.0053 U	0.0057 U	0.0048 U
trans-1,3-Dichloropropene	nc	nc	0.0053 U	0.0057 U	0.0048 U
Ethylbenzene	13	160	0.0053 U	0.0057 U	0.0048 U
2-Hexanone	nc	nc	0.021 U	0.023 U	0.019 U
Isopropylbenzene	11	42	0.0053 U	0.0057 U	0.0048 U
Methyl acetate	nc	nc	0.011 U	0.011 U	0.0097 U
Methyl cyclohexane	nc	nc	0.011 U	0.011 U	0.0097 U
Methyl Tert Butyl Ether	0.18	3.2	0.021 U	0.023 U	0.019 U
4-Methyl-2-Pentanone (Methyl Isobutyl Ketone)	20	75	0.021 U	0.023 U	0.019 U
Methylene chloride	0.023	1.8	0.016	0.021	0.0076
Styrene	3.5	550	0.0053 U	0.0057 U	0.0048 U
1,1,2,2-Tetrachloroethane	0.007	0.11	0.0053 U	0.0057 U	0.0048 U
Tetrachloroethene	0.058	0.64	0.0053 U	0.0057 U	0.0048 U
Toluene	12	96	0.0053 U	0.0057 U	0.0048 U
1,2,4-Trichlorobenzene	5.3	77	0.0053 U	0.0057 U	0.0048 U
1,1,1-Trichloroethane	1.9	280	0.0053 U	0.0057 U	0.0048 U
1,1,2-Trichloroethane	0.03	0.3	0.0053 U	0.0057 U	0.0048 U
Trichloroethene	0.057	0.35	0.0053 U	0.0057 U	0.0048 U
Trichlorofluoromethane (CFC-11)	25	540	0.0053 U	0.0057 U	0.0048 U
Trifluorotrichloroethane (Freon 113)	nc	nc	0.0053 U	0.0057 U	0.0048 U
Vinyl chloride	0.013	0.027	0.0053 U	0.0057 U	0.0048 U
Xylene (total)	170	170	0.011 U	0.011 U	0.0097 U

Notes:
See Notes on Table 3.7

TABLE 3.4b

SOIL SAMPLE SVOC, PCBs, AND METALS ANALYTICAL RESULTS – AOI 31
CURRENT CONDITIONS REPORT SUPPLEMENT
FORMER MANUAL TRANSMISSIONS OF MUNCIE
MUNCIE, INDIANA

Sample Location:	*IDEM*	*IDEM*	*A-1, B-1, C-1*	*A-2, B-2, B-3*	*D-1, E-1, F-1*	*D-2, E-2, F-2*
Sample ID:	*RISC*	*RISC*	*S-017324-111808-JP-028*	*S-017324-111808-JP-030*	*S-017324-111808-JP-022*	*S-017324-111808-JP-024*
Sample Date:	*RDCL*	*IDCL*	*11/18/2008*	*11/18/2008*	*11/18/2008*	*11/18/2008*
Sample Depth (feet bgs):	*a*	*b*	*(0-2)*	*(0-2)*	*(0-2)*	*(0-2)*
SVOCs (mg/kg)						
Acenaphthene	130	1.800	0.39 U	0.4 U	0.42 U	0.42 U
Acenaphthylene	18	180	0.39 U	0.4 U	0.42 U	0.42 U
Acetophenone	nc	nc	0.078 U	0.082 U	0.084 U	0.086 U
Anthracene	2,000	2,000	0.39 U	0.4 U	0.42 U	0.42 U
Atrazine	0.048	0.21	0.39 U	0.4 U	0.42 U	0.42 U
Benzaldehyde	nc	nc	0.39 U	0.4 U	0.42 U	0.42 U
Benzo(a)anthracene	5	15	0.39 U	0.4 U	0.42 U	0.42 U
Benzo(a)pyrene	0.5	1.5	0.39 U	0.4 U	0.42 U	0.42 U
Benzo(b)fluoranthene	5	15	0.39 U	0.4 U	0.42 U	0.42 U
Benzo(g,h,i)perylene	nc	nc	0.39 U	0.4 U	0.42 U	0.42 U
Benzo(k)fluoranthene	50	150	0.39 U	0.4 U	0.42 U	0.42 U
Biphenyl	nc	nc	0.39 U	0.4 U	0.42 U	0.42 U
4-Bromophenyl phenyl ether	nc	nc	0.39 U	0.4 U	0.42 U	0.42 U
Butyl benzylphthalate	310	310	0.39 U	0.4 U	0.42 U	0.42 U
Caprolactam	nc	nc	0.39 U	0.4 U	0.42 U	0.42 U
Carbazole	5.9	20	0.39 U	0.4 U	0.42 U	0.42 U
4-Chloro-3-methylphenol	nc	nc	0.39 U	0.4 U	0.42 U	0.42 U
4-Chloroaniline	0.97	2.7	0.39 U	0.4 U	0.42 U	0.42 U
bis(2-Chloroethoxy)methane	nc	nc	0.39 U	0.4 U	0.42 U	0.42 U
bis(2-Chloroethyl)ether	0.0007	0.012	0.39 U	0.4 U	0.42 U	0.42 U
2-Chloronaphthalene	42	560	0.39 U	0.4 U	0.42 U	0.42 U
2-Chlorophenol	0.75	10	0.39 U	0.4 U	0.42 U	0.42 U
4-Chlorophenyl phenyl ether	nc	nc	0.39 U	0.4 U	0.42 U	0.42 U
Chrysene	500	1,500	0.39 U	0.4 U	0.42 U	0.42 U
Dibenz(a,h)anthracene	0.5	1.5	0.39 U	0.4 U	0.42 U	0.42 U
Dibenzofuran	4.9	65	0.39 U	0.4 U	0.42 U	0.42 U
3,3'-Dichlorobenzidine	0.062	0.21	1.9 U	2 U	2 U	2.1 U
2,4-Dichlorophenol	1.1	3	0.39 U	0.4 U	0.42 U	0.42 U
Diethyl phthalate	450	840	0.39 U	0.4 U	0.42 U	0.42 U
Dimethyl phthalate	1,100	1,100	0.39 U	0.4 U	0.42 U	0.42 U
2,4-Dimethylphenol	9	25	0.39 U	0.4 U	0.42 U	0.42 U
Di-n-butylphthalate	760	760	0.39 U	0.4 U	0.42 U	0.42 U
4,6-Dinitro-2-methylphenol	nc	nc	1.9 U	2 U	2 U	2.1 U
2,4-Dinitrophenol	0.29	0.82	1.9 U	2 U	2 U	2.1 U
2,4-Dinitrotoluene	nc	nc	0.39 U	0.4 U	0.42 U	0.42 U
2,6-Dinitrotoluene	nc	nc	0.39 U	0.4 U	0.42 U	0.42 U
Di-n-octyl phthalate	2,000	2,000	0.39 U	0.4 U	0.42 U	0.42 U
bis(2-Ethylhexyl)phthalate	300	980	0.39 U	0.4 U	0.42 U	0.42 U
Fluoranthene	2,000	2,000	0.39 U	0.4 U	0.42 U	0.42 U
Fluorene	170	2,000	0.39 U	0.4 U	0.42 U	0.42 U
Hexachlorobenzene	2.2	3.9	0.39 U	0.4 U	0.42 U	0.42 U
Hexachlorobutadiene	24	66	0.39 U	0.4 U	0.42 U	0.42 U
Hexachlorocyclopentadiene	400	720	1.9 U	2 U	2 U	2.1 U
Hexachloroethane	2.8	7.7	0.39 U	0.4 U	0.42 U	0.42 U
Indeno(1,2,3-cd)pyrene	5	15	0.39 U	0.4 U	0.42 U	0.42 U
Isophorone	5.3	18	0.39 U	0.4 U	0.42 U	0.42 U
2-Methylnaphthalene	3.1	42	0.39 U	0.4 U	0.42 U	0.42 U
2-Methylphenol	14	39	0.39 U	0.4 U	0.42 U	0.42 U
4-Methylphenol	1.1	3	0.39 U	0.4 U	0.42 U	0.42 U
Naphthalene	0.7	170	0.39 U	0.4 U	0.42 U	0.42 U
2-Nitroaniline	0.67	1.9	1.9 U	2 U	2 U	2.1 U
3-Nitroaniline	nc	nc	1.9 U	2 U	2 U	2.1 U
4-Nitroaniline	nc	nc	1.9 U	2 U	2 U	2.1 U
Nitrobenzene	0.028	0.34	0.39 U	0.4 U	0.42 U	0.42 U
2-Nitrophenol	nc	nc	0.39 U	0.4 U	0.42 U	0.42 U
4-Nitrophenol	nc	nc	1.9 U	2 U	2 U	2.1 U
N-Nitrosodi-n-propylamine	0.0006	0.002	0.39 U	0.4 U	0.42 U	0.42 U
N-Nitrosodiphenylamine	9.7	32	0.39 U	0.4 U	0.42 U	0.42 U
2,2'-oxybis(1-Chloropropane)	0.027	0.26	0.39 U	0.4 U	0.42 U	0.42 U
Pentachlorophenol	0.028	0.66	0.39 U	0.4 U	0.42 U	0.42 U
Phenanthrene	13	170	0.39 U	0.4 U	0.42 U	0.42 U
Phenol	56	160	0.39 U	0.4 U	0.42 U	0.42 U
Pyrene	2,000	2,000	0.39 U	0.4 U	0.42 U	0.42 U
2,4,5-Trichlorophenol	250	690	0.39 U	0.4 U	0.42 U	0.42 U
2,4,6-Trichlorophenol	0.07	0.2	0.39 U	0.4 U	0.42 U	0.42 U

TABLE 3.4b

SOIL SAMPLE SVOC, PCBs, AND METALS ANALYTICAL RESULTS – AOI 31
CURRENT CONDITIONS REPORT SUPPLEMENT
FORMER MANUAL TRANSMISSIONS OF MUNCIE
MUNCIE, INDIANA

Sample Location:	*IDEM*	*IDEM*	*A-1, B-1, C-1*	*A-2, B-2, B-3*	*D-1, E-1, F-1*	*D-2, E-2, F-2*
Sample ID:	*RISC*	*RISC*	*S-017324-111808-JP-028*	*S-017324-111808-JP-030*	*S-017324-111808-JP-022*	*S-017324-111808-JP-024*
Sample Date:	*RDCL*	*IDCL*	*11/18/2008*	*11/18/2008*	*11/18/2008*	*11/18/2008*
Sample Depth (feet bgs):	*a*	*b*	*(0-2)*	*(0-2)*	*(0-2)*	*(0-2)*
PCBs (mg/kg)						
Aroclor-1016 (PCB-1016)	nc	nc	0.039 U	0.04 U	0.042 U	0.042 U
Aroclor-1221 (PCB-1221)	nc	nc	0.039 U	0.04 U	0.042 U	0.042 U
Aroclor-1232 (PCB-1232)	nc	nc	0.039 U	0.04 U	0.042 U	0.042 U
Aroclor-1242 (PCB-1242)	nc	nc	0.039 U	0.04 U	0.042 U	0.042 U
Aroclor-1248 (PCB-1248)	nc	nc	0.039 U	0.04 U	0.042 U	0.042 U
Aroclor-1254 (PCB-1254)	nc	nc	0.039 U	0.04 U	0.042 U	0.042 U
Aroclor-1260 (PCB-1260)	nc	nc	0.039 U	0.04 U	0.042 U	0.042 U
Total PCBs	1.8	5.3	0.039 U	0.04 U	0.042 U	0.042 U
Metals (mg/kg)						
Aluminum	nc	nc	5020	8690	11,100	10,100
Antimony	5.4	37	7.0 U	7.4 U	7.6 U	7.7 U
Arsenic	3.9	5.8	**6.0**[ab]	**9.6**[ab]	3.4	**8.8**[ab]
Cadmium	7.5	77	0.59 U	0.61 U	0.63 U	0.64 U
Chromium Total	nc	nc	9.0	15.1	15.2	14.3
Cobalt	nc	nc	5.9 U	8.3	6.3 U	6.7
Copper	920	2,900	18.3	33.5	20.3	37.3
Iron	nc	nc	12500	17800	15,400	17,400
Lead	81	230	**83.5**[a]	**179**[a]	14.7	79.2
Manganese	nc	nc	298	430	317	254
Mercury	nc	nc	0.12 U	0.28	0.13 U	0.13 U
Nickel	950	2,700	14.0	21.2	16.3	19.0
Potassium	nc	nc	729	1050	743	1020
Selenium	5.2	53	0.59 U	0.61 U	0.63 U	0.64 U
Silver	31	87	1.2 U	1.2 U	1.3 U	1.3 U
Sodium	nc	nc	586 U	613 U	632 U	643 U
Thallium	2.8	10	1.2 U	1.2 U	1.3 U	1.3 U
Vanadium	nc	nc	15.7	23.5	21.5	23.3
Zinc	10,000	10,000	62.5	194	63.5	108

Notes:
See Notes on Table 3.7

TABLE 3.4b

SOIL SAMPLE SVOC, PCBs, AND METALS ANALYTICAL RESULTS – AOI 31
CURRENT CONDITIONS REPORT SUPPLEMENT
FORMER MANUAL TRANSMISSIONS OF MUNCIE
MUNCIE, INDIANA

Sample Location:	*IDEM*	*IDEM*	*D-3, E-3, F-3*	*G-1, H-1, I-1*	*G-1, H-1, I-1*	*G-2, H-2, I-2*
Sample ID:	*RISC*	*RISC*	*S-017324-111808-JP-026*	*S-017324-111808-JP-015*	*S-017324-111808-JP-016*	*S-017324-111808-JP-018*
Sample Date:	*RDCL*	*IDCL*	*11/18/2008*	*11/18/2008*	*11/18/2008*	*11/18/2008*
Sample Depth (feet bgs):	*a*	*b*	*(0-2)*	*(0-2)*	*(0-2)* *Duplicate*	*(0-2)*
SVOCs (mg/kg)						
Acenaphthene	130	1.800	0.45 U	0.44 U	0.42 U	0.44 U
Acenaphthylene	18	180	0.45 U	0.44 U	0.42 U	0.44 U
Acetophenone	nc	nc	0.09 U	0.089 U	0.085 U	0.088 U
Anthracene	2,000	2,000	0.45 U	0.44 U	0.42 U	0.44 U
Atrazine	0.048	0.21	0.45 U	0.44 U	0.42 U	0.44 U
Benzaldehyde	nc	nc	0.45 U	0.44 U	0.42 U	0.44 U
Benzo(a)anthracene	5	15	0.45 U	0.44 U	0.42 U	0.44 U
Benzo(a)pyrene	0.5	1.5	0.45 U	0.44 U	0.42 U	0.44 U
Benzo(b)fluoranthene	5	15	0.45 U	0.44 U	0.42 U	0.44 U
Benzo(g,h,i)perylene	nc	nc	0.45 U	0.44 U	0.42 U	0.44 U
Benzo(k)fluoranthene	50	150	0.45 U	0.44 U	0.42 U	0.44 U
Biphenyl	nc	nc	0.45 U	0.44 U	0.42 U	0.44 U
4-Bromophenyl phenyl ether	nc	nc	0.45 U	0.44 U	0.42 U	0.44 U
Butyl benzylphthalate	310	310	0.45 U	0.44 U	0.42 U	0.44 U
Caprolactam	nc	nc	0.45 U	0.44 U	0.42 U	0.44 U
Carbazole	5.9	20	0.45 U	0.44 U	0.42 U	0.44 U
4-Chloro-3-methylphenol	nc	nc	0.45 U	0.44 U	0.42 U	0.44 U
4-Chloroaniline	0.97	2.7	0.45 U	0.44 U	0.42 U	0.44 U
bis(2-Chloroethoxy)methane	nc	nc	0.45 U	0.44 U	0.42 U	0.44 U
bis(2-Chloroethyl)ether	0.0007	0.012	0.45 U	0.44 U	0.42 U	0.44 U
2-Chloronaphthalene	42	560	0.45 U	0.44 U	0.42 U	0.44 U
2-Chlorophenol	0.75	10	0.45 U	0.44 U	0.42 U	0.44 U
4-Chlorophenyl phenyl ether	nc	nc	0.45 U	0.44 U	0.42 U	0.44 U
Chrysene	500	1,500	0.45 U	0.44 U	0.42 U	0.44 U
Dibenz(a,h)anthracene	0.5	1.5	0.45 U	0.44 U	0.42 U	0.44 U
Dibenzofuran	4.9	65	0.45 U	0.44 U	0.42 U	0.44 U
3,3'-Dichlorobenzidine	0.062	0.21	2.2 U	2.1 U	2 U	2.1 U
2,4-Dichlorophenol	1.1	3	0.45 U	0.44 U	0.42 U	0.44 U
Diethyl phthalate	450	840	0.45 U	0.44 U	0.42 U	0.44 U
Dimethyl phthalate	1,100	1,100	0.45 U	0.44 U	0.42 U	0.44 U
2,4-Dimethylphenol	9	25	0.45 U	0.44 U	0.42 U	0.44 U
Di-n-butylphthalate	760	760	0.45 U	0.44 U	0.42 U	0.44 U
4,6-Dinitro-2-methylphenol	nc	nc	2.2 U	2.1 U	2 U	2.1 U
2,4-Dinitrophenol	0.29	0.82	2.2 U	2.1 U	2 U	2.1 U
2,4-Dinitrotoluene	nc	nc	0.45 U	0.44 U	0.42 U	0.44 U
2,6-Dinitrotoluene	nc	nc	0.45 U	0.44 U	0.42 U	0.44 U
Di-n-octyl phthalate	2,000	2,000	0.45 U	0.44 U	0.42 U	0.44 U
bis(2-Ethylhexyl)phthalate	300	980	0.45 U	0.44 U	0.42 U	0.44 U
Fluoranthene	2,000	2,000	0.45 U	0.44 U	0.42 U	0.44 U
Fluorene	170	2,000	0.45 U	0.44 U	0.42 U	0.44 U
Hexachlorobenzene	2.2	3.9	0.45 U	0.44 U	0.42 U	0.44 U
Hexachlorobutadiene	24	66	0.45 U	0.44 U	0.42 U	0.44 U
Hexachlorocyclopentadiene	400	720	2.2 U	2.1 U	2 U	2.1 U
Hexachloroethane	2.8	7.7	0.45 U	0.44 U	0.42 U	0.44 U
Indeno(1,2,3-cd)pyrene	5	15	0.45 U	0.44 U	0.42 U	0.44 U
Isophorone	5.3	18	0.45 U	0.44 U	0.42 U	0.44 U
2-Methylnaphthalene	3.1	42	0.45 U	0.44 U	0.42 U	0.44 U
2-Methylphenol	14	39	0.45 U	0.44 U	0.42 U	0.44 U
4-Methylphenol	1.1	3	0.45 U	0.44 U	0.42 U	0.44 U
Naphthalene	0.7	170	0.45 U	0.44 U	0.42 U	0.44 U
2-Nitroaniline	0.67	1.9	2.2 U	2.1 U	2 U	2.1 U
3-Nitroaniline	nc	nc	2.2 U	2.1 U	2 U	2.1 U
4-Nitroaniline	nc	nc	2.2 U	2.1 U	2 U	2.1 U
Nitrobenzene	0.028	0.34	0.45 U	0.44 U	0.42 U	0.44 U
2-Nitrophenol	nc	nc	0.45 U	0.44 U	0.42 U	0.44 U
4-Nitrophenol	nc	nc	2.2 U	2.1 U	2 U	2.1 U
N-Nitrosodi-n-propylamine	0.0006	0.002	0.45 U	0.44 U	0.42 U	0.44 U
N-Nitrosodiphenylamine	9.7	32	0.45 U	0.44 U	0.42 U	0.44 U
2,2'-oxybis(1-Chloropropane)	0.027	0.26	0.45 U	0.44 U	0.42 U	0.44 U
Pentachlorophenol	0.028	0.66	0.45 U	0.44 U	0.42 U	0.44 U
Phenanthrene	13	170	0.45 U	0.44 U	0.42 U	0.44 U
Phenol	56	160	0.45 U	0.44 U	0.42 U	0.44 U
Pyrene	2,000	2,000	0.45 U	0.44 U	0.42 U	0.44 U
2,4,5-Trichlorophenol	250	690	0.45 U	0.44 U	0.42 U	0.44 U
2,4,6-Trichlorophenol	0.07	0.2	0.45 U	0.44 U	0.42 U	0.44 U

TABLE 3.4b

SOIL SAMPLE SVOC, PCBs, AND METALS ANALYTICAL RESULTS – AOI 31
CURRENT CONDITIONS REPORT SUPPLEMENT
FORMER MANUAL TRANSMISSIONS OF MUNCIE
MUNCIE, INDIANA

Sample Location:	*IDEM*	*IDEM*	*D-3, E-3, F-3*	*G-1, H-1, I-1*	*G-1, H-1, I-1*	*G-2, H-2, I-2*
Sample ID:	*RISC*	*RISC*	*S-017324-111808-JP-026*	*S-017324-111808-JP-015*	*S-017324-111808-JP-016*	*S-017324-111808-JP-018*
Sample Date:	*RDCL*	*IDCL*	*11/18/2008*	*11/18/2008*	*11/18/2008*	*11/18/2008*
Sample Depth (feet bgs):	*a*	*b*	*(0-2)*	*(0-2)*	*(0-2)* *Duplicate*	*(0-2)*
PCBs (mg/kg)						
Aroclor-1016 (PCB-1016)	nc	nc	0.045 U	0.44 U	0.42 U	0.044 U
Aroclor-1221 (PCB-1221)	nc	nc	0.045 U	0.44 U	0.42 U	0.044 U
Aroclor-1232 (PCB-1232)	nc	nc	0.045 U	0.44 U	0.42 U	0.044 U
Aroclor-1242 (PCB-1242)	nc	nc	0.045 U	0.44 U	0.42 U	0.044 U
Aroclor-1248 (PCB-1248)	nc	nc	0.045 U	0.44 U	0.42 U	0.044 U
Aroclor-1254 (PCB-1254)	nc	nc	0.045 U	0.44 U	0.42 U	0.044 U
Aroclor-1260 (PCB-1260)	nc	nc	0.045 U	0.44 U	0.42 U	0.044 U
Total PCBs	1.8	5.3	0.045 U	0.44 U	0.42 U	0.044 U
Metals (mg/kg)						
Aluminum	nc	nc	4,400	8,640	7,920	8,760
Antimony	5.4	37	8.1 U	8.0 U	7.7 U	7.9 U
Arsenic	3.9	5.8	2.7	**9.1[ab]**	**6.7[ab]**	**5.9[ab]**
Cadmium	7.5	77	0.68 U	0.67 U	0.64 U	0.66 U
Chromium Total	nc	nc	6.3	13.9	12.1	12.5
Cobalt	nc	nc	6.8 U	7.6	6.7	6.6 U
Copper	920	2,900	11.5	27.6	24.4	29.4
Iron	nc	nc	8,620	18,200	16,800	16,000
Lead	81	230	29.0	**504[ab]**	**215[a]**	65.6
Manganese	nc	nc	114	493	327	227
Mercury	nc	nc	0.14 U	0.13 U	0.13 U	0.13 U
Nickel	950	2,700	7.6	20.0	17.1	16.8
Potassium	nc	nc	679 U	887	815	971
Selenium	5.2	53	0.68 U	0.67 U	0.64 U	0.66 U
Silver	31	87	1.4 U	1.3 U	1.3 U	1.3 U
Sodium	nc	nc	679 U	666 U	639 U	661 U
Thallium	2.8	10	1.4 U	1.3 U	1.3 U	1.3 U
Vanadium	nc	nc	12.3	23.6	20.3	20.5
Zinc	10,000	10,000	43.8	93.7	72.0	73.4

Notes:
See Notes on Table 3.7

TABLE 3.4b

SOIL SAMPLE SVOC, PCBs, AND METALS ANALYTICAL RESULTS – AOI 31
CURRENT CONDITIONS REPORT SUPPLEMENT
FORMER MANUAL TRANSMISSIONS OF MUNCIE
MUNCIE, INDIANA

Sample Location:	*IDEM*	*IDEM*	*G-3, H-3, I-3*	*J-1, J-2, K-1, K-2*	*J-3, K-3, L-3, M-3*	*L-1, M-1, N-1, O-1*
Sample ID:	*RISC*	*RISC*	*S-017324-111808-JP-020*	*S-017324-111708-JP-002*	*S-017324-111808-JP-012*	*S-017324-111708-JP-001*
Sample Date:	*RDCL*	*IDCL*	*11/18/2008*	*11/17/2008*	*11/18/2008*	*11/17/2008*
Sample Depth (feet bgs):	*a*	*b*	*(0-2)*	*(0-2)*	*(0-2)*	*(0-2)*
SVOCs (mg/kg)						
Acenaphthene	130	1.800	0.41 U	0.42 U	2 U	0.45 U
Acenaphthylene	18	180	0.41 U	0.42 U	2 U	0.45 U
Acetophenone	nc	nc	0.083 U	0.085 U	0.4 U	0.091 U
Anthracene	2,000	2,000	0.41 U	0.42 U	2 U	0.45 U
Atrazine	0.048	0.21	0.41 U	0.42 U	2 U	0.45 U
Benzaldehyde	nc	nc	0.41 U	0.42 U	2 U	0.45 U
Benzo(a)anthracene	5	15	0.41 U	0.42 U	2	0.45 U
Benzo(a)pyrene	0.5	1.5	0.41 U	0.42 U	2 U	0.45 U
Benzo(b)fluoranthene	5	15	0.41 U	0.42 U	2 U	0.45 U
Benzo(g,h,i)perylene	nc	nc	0.41 U	0.42 U	2 U	0.45 U
Benzo(k)fluoranthene	50	150	0.41 U	0.42 U	2 U	0.45 U
Biphenyl	nc	nc	0.41 U	0.42 U	2 U	0.45 U
4-Bromophenyl phenyl ether	nc	nc	0.41 U	0.42 U	2 U	0.45 U
Butyl benzylphthalate	310	310	0.41 U	0.42 U	2 U	0.45 U
Caprolactam	nc	nc	0.41 U	0.42 U	2 U	0.45 U
Carbazole	5.9	20	0.41 U	0.42 U	2 U	0.45 U
4-Chloro-3-methylphenol	nc	nc	0.41 U	0.42 U	2 U	0.45 U
4-Chloroaniline	0.97	2.7	0.41 U	0.42 U	2 U	0.45 U
bis(2-Chloroethoxy)methane	nc	nc	0.41 U	0.42 U	2 U	0.45 U
bis(2-Chloroethyl)ether	0.0007	0.012	0.41 U	0.42 U	2 U	0.45 U
2-Chloronaphthalene	42	560	0.41 U	0.42 U	2 U	0.45 U
2-Chlorophenol	0.75	10	0.41 U	0.42 U	2 U	0.45 U
4-Chlorophenyl phenyl ether	nc	nc	0.41 U	0.42 U	2 U	0.45 U
Chrysene	500	1,500	0.41 U	0.42 U	2.2	0.45 U
Dibenz(a,h)anthracene	0.5	1.5	0.41 U	0.42 U	2 U	0.45 U
Dibenzofuran	4.9	65	0.41 U	0.42 U	2 U	0.45 U
3,3'-Dichlorobenzidine	0.062	0.21	2 U	2 U	9.6 U	2.2 U
2,4-Dichlorophenol	1.1	3	0.41 U	0.42 U	2 U	0.45 U
Diethyl phthalate	450	840	0.41 U	0.42 U	2 U	0.45 U
Dimethyl phthalate	1,100	1,100	0.41 U	0.42 U	2 U	0.45 U
2,4-Dimethylphenol	9	25	0.41 U	0.42 U	2 U	0.45 U
Di-n-butylphthalate	760	760	0.41 U	0.42 U	2 U	0.45 U
4,6-Dinitro-2-methylphenol	nc	nc	2 U	2 U	9.6 U	2.2 U
2,4-Dinitrophenol	0.29	0.82	2 U	2 U	9.6 U	2.2 U
2,4-Dinitrotoluene	nc	nc	0.41 U	0.42 U	2 U	0.45 U
2,6-Dinitrotoluene	nc	nc	0.41 U	0.42 U	2 U	0.45 U
Di-n-octyl phthalate	2,000	2,000	0.41 U	0.42 U	2 U	0.45 U
bis(2-Ethylhexyl)phthalate	300	980	0.41 U	0.42 U	2 U	0.45 U
Fluoranthene	2,000	2,000	0.41 U	0.42 U	4.3	0.52
Fluorene	170	2,000	0.41 U	0.42 U	2 U	0.45 U
Hexachlorobenzene	2.2	3.9	0.41 U	0.42 U	2 U	0.45 U
Hexachlorobutadiene	24	66	0.41 U	0.42 U	2 U	0.45 U
Hexachlorocyclopentadiene	400	720	2 U	2 U	9.6 U	2.2 U
Hexachloroethane	2.8	7.7	0.41 U	0.42 U	2 U	0.45 U
Indeno(1,2,3-cd)pyrene	5	15	0.41 U	0.42 U	2 U	0.45 U
Isophorone	5.3	18	0.41 U	0.42 U	2 U	0.45 U
2-Methylnaphthalene	3.1	42	0.41 U	0.42 U	2 U	0.45 U
2-Methylphenol	14	39	0.41 U	0.42 U	2 U	0.45 U
4-Methylphenol	1.1	3	0.41 U	0.42 U	2 U	0.45 U
Naphthalene	0.7	170	0.41 U	0.42 U	2 U	0.45 U
2-Nitroaniline	0.67	1.9	2 U	2 U	9.6 U	2.2 U
3-Nitroaniline	nc	nc	2 U	2 U	9.6 U	2.2 U
4-Nitroaniline	nc	nc	2 U	2 U	9.6 U	2.2 U
Nitrobenzene	0.028	0.34	0.41 U	0.42 U	2 U	0.45 U
2-Nitrophenol	nc	nc	0.41 U	0.42 U	2 U	0.45 U
4-Nitrophenol	nc	nc	2 U	2 U	9.6 U	2.2 U
N-Nitrosodi-n-propylamine	0.0006	0.002	0.41 U	0.42 U	2 U	0.45 U
N-Nitrosodiphenylamine	9.7	32	0.41 U	0.42 U	2 U	0.45 U
2,2'-oxybis(1-Chloropropane)	0.027	0.26	0.41 U	0.42 U	2 U	0.45 U
Pentachlorophenol	0.028	0.66	0.41 U	0.42 U	2 U	0.45 UJ
Phenanthrene	13	170	0.41 U	0.42 U	2.1	0.45 U
Phenol	56	160	0.41 U	0.42 U	2 U	0.45 U
Pyrene	2,000	2,000	0.41 U	0.42 U	3.7	0.45 U
2,4,5-Trichlorophenol	250	690	0.41 U	0.42 U	2 U	0.45 U
2,4,6-Trichlorophenol	0.07	0.2	0.41 U	0.42 U	2 U	0.45 U

TABLE 3.4b

SOIL SAMPLE SVOC, PCBs, AND METALS ANALYTICAL RESULTS – AOI 31
CURRENT CONDITIONS REPORT SUPPLEMENT
FORMER MANUAL TRANSMISSIONS OF MUNCIE
MUNCIE, INDIANA

Sample Location:	*IDEM*	*IDEM*	*G-3, H-3, I-3*	*J-1, J-2, K-1, K-2*	*J-3, K-3, L-3, M-3*	*L-1, M-1, N-1, O-1*
Sample ID:	*RISC*	*RISC*	*S-017324-111808-JP-020*	*S-017324-111708-JP-002*	*S-017324-111808-JP-012*	*S-017324-111708-JP-001*
Sample Date:	*RDCL*	*IDCL*	*11/18/2008*	*11/17/2008*	*11/18/2008*	*11/17/2008*
Sample Depth (feet bgs):	*a*	*b*	*(0-2)*	*(0-2)*	*(0-2)*	*(0-2)*
PCBs (mg/kg)						
Aroclor-1016 (PCB-1016)	nc	nc	0.041 U	0.042 U	0.039 U	0.045 U
Aroclor-1221 (PCB-1221)	nc	nc	0.041 U	0.042 U	0.039 U	0.045 U
Aroclor-1232 (PCB-1232)	nc	nc	0.041 U	0.042 U	0.039 U	0.045 U
Aroclor-1242 (PCB-1242)	nc	nc	0.041 U	0.042 U	0.039 U	0.045 U
Aroclor-1248 (PCB-1248)	nc	nc	0.041 U	0.042 U	0.18	0.045 U
Aroclor-1254 (PCB-1254)	nc	nc	0.041 U	0.042 U	0.039 U	0.045 U
Aroclor-1260 (PCB-1260)	nc	nc	0.041 U	0.042 U	0.073	0.045 U
Total PCBs	1.8	5.3	0.041 U	0.042 U	0.253	0.045 U
Metals (mg/kg)						
Aluminum	nc	nc	8,850	8,180	3,760	10,200
Antimony	5.4	37	7.4 U	7.6 U	7.2 UJ	8.2 UJ
Arsenic	3.9	5.8	**5.3**[a]	**4.2**[a]	**20.4**[ab]	**4.8**[a]
Cadmium	7.5	77	0.62 U	0.64 U	1.3	0.77
Chromium Total	nc	nc	11.8	13.2	91.5 J	20.1
Cobalt	nc	nc	6.2 U	6.4 U	10.2	6.8 U
Copper	920	2,900	8.5	25.4	232	114 J
Iron	nc	nc	14,100	14,100	68,400	26,600
Lead	81	230	15.3	51.5	**1290**[ab]	**399**[ab]
Manganese	nc	nc	269	335	366	235 J
Mercury	nc	nc	0.12 U	0.13	0.62 J	0.14 U
Nickel	950	2,700	10.2	14.3	43.3	19.2
Potassium	nc	nc	620 U	833	597 U	1130
Selenium	5.2	53	0.62 U	0.64 U	0.60 U	0.89
Silver	31	87	1.2 U	1.3 U	1.2 U	1.4 U
Sodium	nc	nc	620 U	637 U	597 U	683 U
Thallium	2.8	10	1.2 U	1.3 U	2.1	1.4 U
Vanadium	nc	nc	21.1	18.4	18.8	24.9
Zinc	10,000	10,000	43.0	68.0	588	333

Notes:
See Notes on Table 3.7

TABLE 3.4b

SOIL SAMPLE SVOC, PCBs, AND METALS ANALYTICAL RESULTS – AOI 31
CURRENT CONDITIONS REPORT SUPPLEMENT
FORMER MANUAL TRANSMISSIONS OF MUNCIE
MUNCIE, INDIANA

Sample Location:	*IDEM*	*IDEM*	*L-2, M-2, N-2, O-2*	*N-3, O-3, P-3, Q-3*	*P-1, P-2, Q-1, Q-2*	*R-1, R-2, R-3, R-4*
Sample ID:	*RISC*	*RISC*	*S-017324-111708-JP-003*	*S-017324-111708-JP-008*	*S-017324-111708-JP-006*	*S-017324-112008-NH-031*
Sample Date:	*RDCL*	*IDCL*	*11/17/2008*	*11/17/2008*	*11/17/2008*	*11/20/2008*
Sample Depth (feet bgs):	*a*	*b*	*(0-2)*	*(0-2)*	*(0-2)*	*(0-2)*
SVOCs (mg/kg)						
Acenaphthene	130	1.800	1.7 U	0.41 U	0.42 U	0.37 U
Acenaphthylene	18	180	1.7 U	0.41 U	0.42 U	0.37 U
Acetophenone	nc	nc	0.34 U	0.082 U	0.085 U	0.075 U
Anthracene	2,000	2,000	1.7 U	0.41 U	0.42 U	0.37 U
Atrazine	0.048	0.21	1.7 U	0.41 U	0.42 U	0.37 U
Benzaldehyde	nc	nc	1.7 U	0.41 U	0.42 U	0.37 U
Benzo(a)anthracene	5	15	2.4	0.41 U	0.42 U	0.37 U
Benzo(a)pyrene	0.5	1.5	**2.1**[ab]	0.41 U	0.42 U	0.37 U
Benzo(b)fluoranthene	5	15	2.4	0.44	0.42 U	0.37 U
Benzo(g,h,i)perylene	nc	nc	1.7 U	0.41 U	0.42 U	0.37 U
Benzo(k)fluoranthene	50	150	1.7 U	0.41 U	0.42 U	0.37 U
Biphenyl	nc	nc	1.7 U	0.41 U	0.42 U	0.37 U
4-Bromophenyl phenyl ether	nc	nc	1.7 U	0.41 U	0.42 U	0.37 U
Butyl benzylphthalate	310	310	1.7 U	0.41 U	0.42 U	0.37 U
Caprolactam	nc	nc	1.7 U	0.41 U	0.42 U	0.37 U
Carbazole	5.9	20	1.7 U	0.41 U	0.42 U	0.37 U
4-Chloro-3-methylphenol	nc	nc	1.7 U	0.41 U	0.42 U	0.37 U
4-Chloroaniline	0.97	2.7	1.7 U	0.41 U	0.42 U	0.37 U
bis(2-Chloroethoxy)methane	nc	nc	1.7 U	0.41 U	0.42 U	0.37 U
bis(2-Chloroethyl)ether	0.0007	0.012	1.7 U	0.41 U	0.42 U	0.37 U
2-Chloronaphthalene	42	560	1.7 U	0.41 U	0.42 U	0.37 U
2-Chlorophenol	0.75	10	1.7 U	0.41 U	0.42 U	0.37 U
4-Chlorophenyl phenyl ether	nc	nc	1.7 U	0.41 U	0.42 U	0.37 U
Chrysene	500	1,500	2.2	0.41 U	0.42 U	0.37 U
Dibenz(a,h)anthracene	0.5	1.5	1.7 U	0.41 U	0.42 U	0.37 U
Dibenzofuran	4.9	65	1.7 U	0.41 U	0.42 U	0.37 U
3,3'-Dichlorobenzidine	0.062	0.21	8.1 U	2 U	2 U	1.8 U
2,4-Dichlorophenol	1.1	3	1.7 U	0.41 U	0.42 U	0.37 U
Diethyl phthalate	450	840	1.7 U	0.41 U	0.42 U	0.37 U
Dimethyl phthalate	1,100	1,100	1.7 U	0.41 U	0.42 U	0.37 U
2,4-Dimethylphenol	9	25	1.7 U	0.41 U	0.42 U	0.37 U
Di-n-butylphthalate	760	760	1.7 U	0.41 U	0.42 U	0.37 U
4,6-Dinitro-2-methylphenol	nc	nc	8.1 U	2 U	2 U	1.8 U
2,4-Dinitrophenol	0.29	0.82	8.1 U	2 U	2 U	1.8 U
2,4-Dinitrotoluene	nc	nc	1.7 U	0.41 U	0.42 U	0.37 U
2,6-Dinitrotoluene	nc	nc	1.7 U	0.41 U	0.42 U	0.37 U
Di-n-octyl phthalate	2,000	2,000	1.7 U	0.41 U	0.42 U	0.37 U
bis(2-Ethylhexyl)phthalate	300	980	1.7 U	0.41 U	0.42 U	0.37 U
Fluoranthene	2,000	2,000	4.8	0.83	0.5	0.37 U
Fluorene	170	2,000	1.7 U	0.41 U	0.42 U	0.37 U
Hexachlorobenzene	2.2	3.9	1.7 U	0.41 U	0.42 U	0.37 U
Hexachlorobutadiene	24	66	1.7 U	0.41 U	0.42 U	0.37 U
Hexachlorocyclopentadiene	400	720	8.1 U	2 U	2 U	1.8 U
Hexachloroethane	2.8	7.7	1.7 U	0.41 U	0.42 U	0.37 U
Indeno(1,2,3-cd)pyrene	5	15	1.7 U	0.41 U	0.42 U	0.37 U
Isophorone	5.3	18	1.7 U	0.41 U	0.42 U	0.37 U
2-Methylnaphthalene	3.1	42	1.7 U	0.41 U	0.42 U	0.37 U
2-Methylphenol	14	39	1.7 U	0.41 U	0.42 U	0.37 U
4-Methylphenol	1.1	3	1.7 U	0.41 U	0.42 U	0.37 U
Naphthalene	0.7	170	1.7 U	0.41 U	0.42 U	0.37 U
2-Nitroaniline	0.67	1.9	8.1 U	2 U	2 U	1.8 U
3-Nitroaniline	nc	nc	8.1 U	2 U	2 U	1.8 U
4-Nitroaniline	nc	nc	8.1 U	2 U	2 U	1.8 U
Nitrobenzene	0.028	0.34	1.7 U	0.41 U	0.42 U	0.37 U
2-Nitrophenol	nc	nc	1.7 U	0.41 U	0.42 U	0.37 U
4-Nitrophenol	nc	nc	8.1 U	2 U	2 U	1.8 U
N-Nitrosodi-n-propylamine	0.0006	0.002	1.7 U	0.41 U	0.42 U	0.37 U
N-Nitrosodiphenylamine	9.7	32	1.7 U	0.41 U	0.42 U	0.37 U
2,2'-oxybis(1-Chloropropane)	0.027	0.26	1.7 U	0.41 U	0.42 U	0.37 U
Pentachlorophenol	0.028	0.66	1.7 U	0.41 U	0.42 U	0.37 U
Phenanthrene	13	170	2.3	0.46	0.42 U	0.37 U
Phenol	56	160	1.7 U	0.41 U	0.42 U	0.37 U
Pyrene	2,000	2,000	4.2	0.72	0.42 U	0.37 U
2,4,5-Trichlorophenol	250	690	1.7 U	0.41 U	0.42 U	0.37 U
2,4,6-Trichlorophenol	0.07	0.2	1.7 U	0.41 U	0.42 U	0.37 U

TABLE 3.4b

SOIL SAMPLE SVOC, PCBs, AND METALS ANALYTICAL RESULTS – AOI 31
CURRENT CONDITIONS REPORT SUPPLEMENT
FORMER MANUAL TRANSMISSIONS OF MUNCIE
MUNCIE, INDIANA

Sample Location:	*IDEM*	*IDEM*	*L-2, M-2, N-2, O-2*	*N-3, O-3, P-3, Q-3*	*P-1, P-2, Q-1, Q-2*	*R-1, R-2, R-3, R-4*
Sample ID:	*RISC*	*RISC*	*S-017324-111708-JP-003*	*S-017324-111708-JP-008*	*S-017324-111708-JP-006*	*S-017324-112008-NH-031*
Sample Date:	*RDCL*	*IDCL*	*11/17/2008*	*11/17/2008*	*11/17/2008*	*11/20/2008*
Sample Depth (feet bgs):	*a*	*b*	*(0-2)*	*(0-2)*	*(0-2)*	*(0-2)*
PCBs (mg/kg)						
Aroclor-1016 (PCB-1016)	nc	nc	0.042 U	0.041 U	0.042 U	0.037 U
Aroclor-1221 (PCB-1221)	nc	nc	0.042 U	0.041 U	0.042 U	0.037 U
Aroclor-1232 (PCB-1232)	nc	nc	0.042 U	0.041 U	0.042 U	0.037 U
Aroclor-1242 (PCB-1242)	nc	nc	0.042 U	0.041 U	0.042 U	0.037 U
Aroclor-1248 (PCB-1248)	nc	nc	0.042 U	0.041 U	0.042 U	0.037 U
Aroclor-1254 (PCB-1254)	nc	nc	0.042 U	0.041 U	0.042 U	0.037 U
Aroclor-1260 (PCB-1260)	nc	nc	0.042 U	0.041 U	0.042 U	0.037 U
Total PCBs	1.8	5.3	0.042 U	0.041 U	0.042 U	0.037 U
Metals (mg/kg)						
Aluminum	nc	nc	4,230	5,770	6,870	7,740
Antimony	5.4	37	7.6 U	7.4 U	7.6 U	6.8 U
Arsenic	3.9	5.8	**17.1**[ab]	**15.3**[ab]	**7.5**[ab]	**8.8**[ab]
Cadmium	7.5	77	0.63 U	0.62 U	0.64 U	0.56 U
Chromium Total	nc	nc	22.2	18.9	12.9	12.0
Cobalt	nc	nc	6.3 U	7.0	6.5	6.1
Copper	920	2,900	174	102	70.0	16.3
Iron	nc	nc	66,100	26,200	15,500	16,100
Lead	81	230	**1200**[ab]	**670**[ab]	**99.4**[a]	10.0
Manganese	nc	nc	303	335	425	364
Mercury	nc	nc	0.54	0.30	0.13 U	0.11 U
Nickel	950	2,700	50.1	23.8	19.1	20.1
Potassium	nc	nc	630 U	619 U	1,330	862
Selenium	5.2	53	1.6	0.69	0.64 U	0.56 U
Silver	31	87	1.3 U	1.2 U	1.3 U	1.1 U
Sodium	nc	nc	630 U	619 U	636 U	564 U
Thallium	2.8	10	1.3 U	1.2 U	1.3 U	1.1 U
Vanadium	nc	nc	26.7	19.4	18.8	19.3
Zinc	10,000	10,000	229	184	88.3	53.0

Notes:
See Notes on Table 3.7

TABLE 3.4b

SOIL SAMPLE SVOC, PCBs, AND METALS ANALYTICAL RESULTS – AOI 31
CURRENT CONDITIONS REPORT SUPPLEMENT
FORMER MANUAL TRANSMISSIONS OF MUNCIE
MUNCIE, INDIANA

Sample Location:	*IDEM*	*IDEM*	*S-1, S-2, S-3, S-4*	*T-1, T-2, T-3, T-4*	*U-1, U-2, U-3, U-4*
Sample ID:	*RISC*	*RISC*	*S-017324-112008-NH-029*	*S-017324-112008-NH-027*	*S-017324-112008-NH-025*
Sample Date:	*RDCL*	*IDCL*	*11/20/2008*	*11/20/2008*	*11/20/2008*
Sample Depth (feet bgs):	*a*	*b*	*(0-2)*	*(0-2)*	*(0-2)*
SVOCs (mg/kg)					
Acenaphthene	130	1.800	0.41 U	0.43 U	0.41 U
Acenaphthylene	18	180	0.41 U	0.43 U	0.41 U
Acetophenone	nc	nc	0.083 U	0.086 U	0.083 U
Anthracene	2,000	2,000	0.41 U	0.43 U	0.41 U
Atrazine	0.048	0.21	0.41 U	0.43 U	0.41 U
Benzaldehyde	nc	nc	0.41 U	0.43 U	0.41 U
Benzo(a)anthracene	5	15	0.41 U	0.43 U	0.41 U
Benzo(a)pyrene	0.5	1.5	0.41 U	0.43 U	0.41 U
Benzo(b)fluoranthene	5	15	0.41 U	0.43 U	0.41 U
Benzo(g,h,i)perylene	nc	nc	0.41 U	0.43 U	0.41 U
Benzo(k)fluoranthene	50	150	0.41 U	0.43 U	0.41 U
Biphenyl	nc	nc	0.41 U	0.43 U	0.41 U
4-Bromophenyl phenyl ether	nc	nc	0.41 U	0.43 U	0.41 U
Butyl benzylphthalate	310	310	0.41 U	0.43 U	0.41 U
Caprolactam	nc	nc	0.41 U	0.43 U	0.41 U
Carbazole	5.9	20	0.41 U	0.43 U	0.41 U
4-Chloro-3-methylphenol	nc	nc	0.41 U	0.43 U	0.41 U
4-Chloroaniline	0.97	2.7	0.41 U	0.43 U	0.41 U
bis(2-Chloroethoxy)methane	nc	nc	0.41 U	0.43 U	0.41 U
bis(2-Chloroethyl)ether	0.0007	0.012	0.41 U	0.43 U	0.41 U
2-Chloronaphthalene	42	560	0.41 U	0.43 U	0.41 U
2-Chlorophenol	0.75	10	0.41 U	0.43 U	0.41 U
4-Chlorophenyl phenyl ether	nc	nc	0.41 U	0.43 U	0.41 U
Chrysene	500	1,500	0.41 U	0.43 U	0.41 U
Dibenz(a,h)anthracene	0.5	1.5	0.41 U	0.43 U	0.41 U
Dibenzofuran	4.9	65	0.41 U	0.43 U	0.41 U
3,3'-Dichlorobenzidine	0.062	0.21	2 U	2.1 U	2 U
2,4-Dichlorophenol	1.1	3	0.41 U	0.43 U	0.41 U
Diethyl phthalate	450	840	0.41 U	0.43 U	0.41 U
Dimethyl phthalate	1,100	1,100	0.41 U	0.43 U	0.41 U
2,4-Dimethylphenol	9	25	0.41 U	0.43 U	0.41 U
Di-n-butylphthalate	760	760	0.41 U	0.43 U	0.41 U
4,6-Dinitro-2-methylphenol	nc	nc	2 U	2.1 U	2 U
2,4-Dinitrophenol	0.29	0.82	2 U	2.1 U	2 U
2,4-Dinitrotoluene	nc	nc	0.41 U	0.43 U	0.41 U
2,6-Dinitrotoluene	nc	nc	0.41 U	0.43 U	0.41 U
Di-n-octyl phthalate	2,000	2,000	0.41 U	0.43 U	0.41 U
bis(2-Ethylhexyl)phthalate	300	980	0.41 U	0.43 U	0.41 U
Fluoranthene	2,000	2,000	0.41 U	0.43 U	0.41 U
Fluorene	170	2,000	0.41 U	0.43 U	0.41 U
Hexachlorobenzene	2.2	3.9	0.41 U	0.43 U	0.41 U
Hexachlorobutadiene	24	66	0.41 U	0.43 U	0.41 U
Hexachlorocyclopentadiene	400	720	2 U	2.1 U	2 U
Hexachloroethane	2.8	7.7	0.41 U	0.43 U	0.41 U
Indeno(1,2,3-cd)pyrene	5	15	0.41 U	0.43 U	0.41 U
Isophorone	5.3	18	0.41 U	0.43 U	0.41 U
2-Methylnaphthalene	3.1	42	0.41 U	0.43 U	0.41 U
2-Methylphenol	14	39	0.41 U	0.43 U	0.41 U
4-Methylphenol	1.1	3	0.41 U	0.43 U	0.41 U
Naphthalene	0.7	170	0.41 U	0.43 U	0.41 U
2-Nitroaniline	0.67	1.9	2 U	2.1 U	2 U
3-Nitroaniline	nc	nc	2 U	2.1 U	2 U
4-Nitroaniline	nc	nc	2 U	2.1 U	2 U
Nitrobenzene	0.028	0.34	0.41 U	0.43 U	0.41 U
2-Nitrophenol	nc	nc	0.41 U	0.43 U	0.41 U
4-Nitrophenol	nc	nc	2 U	2.1 U	2 U
N-Nitrosodi-n-propylamine	0.0006	0.002	0.41 U	0.43 U	0.41 U
N-Nitrosodiphenylamine	9.7	32	0.41 U	0.43 U	0.41 U
2,2'-oxybis(1-Chloropropane)	0.027	0.26	0.41 U	0.43 U	0.41 U
Pentachlorophenol	0.028	0.66	0.41 U	0.43 U	0.41 U
Phenanthrene	13	170	0.41 U	0.43 U	0.41 U
Phenol	56	160	0.41 U	0.43 U	0.41 U
Pyrene	2,000	2,000	0.41 U	0.43 U	0.41 U
2,4,5-Trichlorophenol	250	690	0.41 U	0.43 U	0.41 U
2,4,6-Trichlorophenol	0.07	0.2	0.41 U	0.43 U	0.41 U

TABLE 3.4b

SOIL SAMPLE SVOC, PCBs, AND METALS ANALYTICAL RESULTS – AOI 31
CURRENT CONDITIONS REPORT SUPPLEMENT
FORMER MANUAL TRANSMISSIONS OF MUNCIE
MUNCIE, INDIANA

Sample Location:	*IDEM*	*IDEM*	*S-1, S-2, S-3, S-4*	*T-1, T-2, T-3, T-4*	*U-1, U-2, U-3, U-4*
Sample ID:	*RISC*	*RISC*	*S-017324-112008-NH-029*	*S-017324-112008-NH-027*	*S-017324-112008-NH-025*
Sample Date:	*RDCL*	*IDCL*	*11/20/2008*	*11/20/2008*	*11/20/2008*
Sample Depth (feet bgs):	*a*	*b*	*(0-2)*	*(0-2)*	*(0-2)*
PCBs (mg/kg)					
Aroclor-1016 (PCB-1016)	nc	nc	0.041 U	0.043 U	0.041 U
Aroclor-1221 (PCB-1221)	nc	nc	0.041 U	0.043 U	0.041 U
Aroclor-1232 (PCB-1232)	nc	nc	0.041 U	0.043 U	0.041 U
Aroclor-1242 (PCB-1242)	nc	nc	0.041 U	0.043 U	0.041 U
Aroclor-1248 (PCB-1248)	nc	nc	0.041 U	0.043 U	0.041 U
Aroclor-1254 (PCB-1254)	nc	nc	0.041 U	0.043 U	0.041 U
Aroclor-1260 (PCB-1260)	nc	nc	0.041 U	0.043 U	0.041 U
Total PCBs	1.8	5.3	0.041 U	0.043 U	0.041 U
Metals (mg/kg)					
Aluminum	nc	nc	12,300	9,600	6,780
Antimony	5.4	37	7.5 U	7.8 U	7.5 U
Arsenic	3.9	5.8	**8.7**[ab]	**8.3**[ab]	**8.1**[ab]
Cadmium	7.5	77	0.62 U	0.65 U	0.63 U
Chromium Total	nc	nc	16.7	14.2	11.3
Cobalt	nc	nc	11.1	7.7	7.6
Copper	920	2,900	18.0	16.2	19.0
Iron	nc	nc	22,000	19,300	15,000
Lead	81	230	19.0	13.0	62.2
Manganese	nc	nc	1250	754	424
Mercury	nc	nc	0.12 U	0.13 U	0.13 U
Nickel	950	2,700	23.6	18.9	18.4
Potassium	nc	nc	916	775	822
Selenium	5.2	53	0.62 U	0.65 U	0.63 U
Silver	31	87	1.2 U	1.3 U	1.3 U
Sodium	nc	nc	621 U	646 U	626 U
Thallium	2.8	10	1.2 U	1.3 U	1.3 U
Vanadium	nc	nc	28.0	25.7	18.9
Zinc	10,000	10,000	60.9	50.6	88.2

Notes:
See Notes on Table 3.7

TABLE 3.4b

SOIL SAMPLE SVOC, PCBs, AND METALS ANALYTICAL RESULTS – AOI 31
CURRENT CONDITIONS REPORT SUPPLEMENT
FORMER MANUAL TRANSMISSIONS OF MUNCIE
MUNCIE, INDIANA

Sample Location:	*IDEM*	*IDEM*	*UU-1, UU-2, UU-3, UU-4*	*AA-1,AA-2,AA-3,AA-4*	*BB-1, CC-1, CC-2*	*BB-2, BB-3, BB-4*
Sample ID:	*RISC*	*RISC*	*S-017324-112008-NH-023*	*S-017324-111908-NH-020*	*S-017324-112008-JP-056*	*S-017324-112008-JP-058*
Sample Date:	*RDCL*	*IDCL*	*11/20/2008*	*11/19/2008*	*11/20/2008*	*11/20/2008*
Sample Depth (feet bgs):	*a*	*b*	*(0-2)*	*(0-2)*	*(0-2)*	*(0-2)*
SVOCs (mg/kg)						
Acenaphthene	130	1.800	0.39 U	0.41 U	0.4 U	0.41 U
Acenaphthylene	18	180	0.39 U	0.41 U	0.4 U	0.41 U
Acetophenone	nc	nc	0.078 U	0.083 U	0.081 U	0.083 U
Anthracene	2,000	2,000	0.39 U	0.41 U	0.4 U	0.41 U
Atrazine	0.048	0.21	0.39 U	0.41 U	0.4 U	0.41 U
Benzaldehyde	nc	nc	0.39 U	0.41 U	0.4 U	0.41 U
Benzo(a)anthracene	5	15	0.39 U	0.41 U	0.4 U	0.41 U
Benzo(a)pyrene	0.5	1.5	0.39 U	0.41 U	0.4 U	0.41 U
Benzo(b)fluoranthene	5	15	0.39 U	0.41 U	0.4 U	0.41 U
Benzo(g,h,i)perylene	nc	nc	0.39 U	0.41 U	0.4 U	0.41 U
Benzo(k)fluoranthene	50	150	0.39 U	0.41 U	0.4 U	0.41 U
Biphenyl	nc	nc	0.39 U	0.41 U	0.4 U	0.41 U
4-Bromophenyl phenyl ether	nc	nc	0.39 U	0.41 U	0.4 U	0.41 U
Butyl benzylphthalate	310	310	0.39 U	0.41 U	0.4 U	0.41 U
Caprolactam	nc	nc	0.39 U	0.41 U	0.4 U	0.41 U
Carbazole	5.9	20	0.39 U	0.41 U	0.4 U	0.41 U
4-Chloro-3-methylphenol	nc	nc	0.39 U	0.41 U	0.4 U	0.41 U
4-Chloroaniline	0.97	2.7	0.39 U	0.41 U	0.4 U	0.41 U
bis(2-Chloroethoxy)methane	nc	nc	0.39 U	0.41 U	0.4 U	0.41 U
bis(2-Chloroethyl)ether	0.0007	0.012	0.39 U	0.41 U	0.4 U	0.41 U
2-Chloronaphthalene	42	560	0.39 U	0.41 U	0.4 U	0.41 U
2-Chlorophenol	0.75	10	0.39 U	0.41 U	0.4 U	0.41 U
4-Chlorophenyl phenyl ether	nc	nc	0.39 U	0.41 U	0.4 U	0.41 U
Chrysene	500	1,500	0.39 U	0.41 U	0.4 U	0.41 U
Dibenz(a,h)anthracene	0.5	1.5	0.39 U	0.41 U	0.4 U	0.41 U
Dibenzofuran	4.9	65	0.39 U	0.41 U	0.4 U	0.41 U
3,3'-Dichlorobenzidine	0.062	0.21	1.9 U	2 U	2 U	2 U
2,4-Dichlorophenol	1.1	3	0.39 U	0.41 U	0.4 U	0.41 U
Diethyl phthalate	450	840	0.39 U	0.41 U	0.4 U	0.41 U
Dimethyl phthalate	1,100	1,100	0.39 U	0.41 U	0.4 U	0.41 U
2,4-Dimethylphenol	9	25	0.39 U	0.41 U	0.4 U	0.41 U
Di-n-butylphthalate	760	760	0.39 U	0.41 U	0.4 U	0.41 U
4,6-Dinitro-2-methylphenol	nc	nc	1.9 U	2 U	2 U	2 U
2,4-Dinitrophenol	0.29	0.82	1.9 U	2 U	2 U	2 U
2,4-Dinitrotoluene	nc	nc	0.39 U	0.41 U	0.4 U	0.41 U
2,6-Dinitrotoluene	nc	nc	0.39 U	0.41 U	0.4 U	0.41 U
Di-n-octyl phthalate	2,000	2,000	0.39 U	0.41 U	0.4 U	0.41 U
bis(2-Ethylhexyl)phthalate	300	980	0.39 U	0.41 U	0.4 U	0.41 U
Fluoranthene	2,000	2,000	0.39 U	0.41 U	0.4 U	0.41 U
Fluorene	170	2,000	0.39 U	0.41 U	0.4 U	0.41 U
Hexachlorobenzene	2.2	3.9	0.39 U	0.41 U	0.4 U	0.41 U
Hexachlorobutadiene	24	66	0.39 U	0.41 U	0.4 U	0.41 U
Hexachlorocyclopentadiene	400	720	1.9 U	2 U	2 U	2 U
Hexachloroethane	2.8	7.7	0.39 U	0.41 U	0.4 U	0.41 U
Indeno(1,2,3-cd)pyrene	5	15	0.39 U	0.41 U	0.4 U	0.41 U
Isophorone	5.3	18	0.39 U	0.41 U	0.4 U	0.41 U
2-Methylnaphthalene	3.1	42	0.39 U	0.41 U	0.4 U	0.41 U
2-Methylphenol	14	39	0.39 U	0.41 U	0.4 U	0.41 U
4-Methylphenol	1.1	3	0.39 U	0.41 U	0.4 U	0.41 U
Naphthalene	0.7	170	0.39 U	0.41 U	0.4 U	0.41 U
2-Nitroaniline	0.67	1.9	1.9 U	2 U	2 U	2 U
3-Nitroaniline	nc	nc	1.9 U	2 U	2 U	2 U
4-Nitroaniline	nc	nc	1.9 U	2 U	2 U	2 U
Nitrobenzene	0.028	0.34	0.39 U	0.41 U	0.4 U	0.41 U
2-Nitrophenol	nc	nc	0.39 U	0.41 U	0.4 U	0.41 U
4-Nitrophenol	nc	nc	1.9 U	2 U	2 U	2 U
N-Nitrosodi-n-propylamine	0.0006	0.002	0.39 U	0.41 U	0.4 U	0.41 U
N-Nitrosodiphenylamine	9.7	32	0.39 U	0.41 U	0.4 U	0.41 U
2,2'-oxybis(1-Chloropropane)	0.027	0.26	0.39 U	0.41 U	0.4 U	0.41 U
Pentachlorophenol	0.028	0.66	0.39 U	0.41 U	0.4 U	0.41 U
Phenanthrene	13	170	0.39 U	0.41 U	0.4 U	0.41 U
Phenol	56	160	0.39 U	0.41 U	0.4 U	0.41 U
Pyrene	2,000	2,000	0.39 U	0.41 U	0.4 U	0.41 U
2,4,5-Trichlorophenol	250	690	0.39 U	0.41 U	0.4 U	0.41 U
2,4,6-Trichlorophenol	0.07	0.2	0.39 U	0.41 U	0.4 U	0.41 U

TABLE 3.4b

SOIL SAMPLE SVOC, PCBs, AND METALS ANALYTICAL RESULTS – AOI 31
CURRENT CONDITIONS REPORT SUPPLEMENT
FORMER MANUAL TRANSMISSIONS OF MUNCIE
MUNCIE, INDIANA

Sample Location:	*IDEM*	*IDEM*	*UU-1, UU-2, UU-3, UU-4*	*AA-1,AA-2,AA-3,AA-4*	*BB-1, CC-1, CC-2*	*BB-2, BB-3, BB-4*
Sample ID:	*RISC*	*RISC*	*S-017324-112008-NH-023*	*S-017324-111908-NH-020*	*S-017324-112008-JP-056*	*S-017324-112008-JP-058*
Sample Date:	*RDCL*	*IDCL*	*11/20/2008*	*11/19/2008*	*11/20/2008*	*11/20/2008*
Sample Depth (feet bgs):	*a*	*b*	*(0-2)*	*(0-2)*	*(0-2)*	*(0-2)*
PCBs (mg/kg)						
Aroclor-1016 (PCB-1016)	nc	nc	0.039 U	0.041 U	0.04 U	0.041 U
Aroclor-1221 (PCB-1221)	nc	nc	0.039 U	0.041 U	0.04 U	0.041 U
Aroclor-1232 (PCB-1232)	nc	nc	0.039 U	0.041 U	0.04 U	0.041 U
Aroclor-1242 (PCB-1242)	nc	nc	0.039 U	0.041 U	0.04 U	0.041 U
Aroclor-1248 (PCB-1248)	nc	nc	0.039 U	0.041 U	0.04 U	0.041 U
Aroclor-1254 (PCB-1254)	nc	nc	0.039 U	0.041 U	0.04 U	0.041 U
Aroclor-1260 (PCB-1260)	nc	nc	0.039 U	0.041 U	0.04 U	0.041 U
Total PCBs	1.8	5.3	0.039 U	0.041 U	0.04 U	0.041 U
Metals (mg/kg)						
Aluminum	nc	nc	9,410	13,400	7,710	12,500
Antimony	5.4	37	7.0 UJ	7.5 U	7.3 U	7.4 U
Arsenic	3.9	5.8	**7.8**[ab]	**10.4**[ab]	**7.1**[ab]	**8.4**[ab]
Cadmium	7.5	77	0.59 U	0.62 U	0.61 U	0.62 U
Chromium Total	nc	nc	13.2	17.2	10.7	14.2
Cobalt	nc	nc	6.9	8.0	9.5	7.1
Copper	920	2,900	15.8	16.5	9.9	14.0
Iron	nc	nc	16,900	22,900	13,400	20,600
Lead	81	230	27.7	15.1	35.3	26.8
Manganese	nc	nc	509	475	1010	392
Mercury	nc	nc	0.12 U	0.12 U	0.12 U	0.12 U
Nickel	950	2,700	17.3	14.5	10.8	14.4
Potassium	nc	nc	632	1,010	611 U	686
Selenium	5.2	53	0.59 U	0.62 U	0.61 U	0.62 U
Silver	31	87	1.2 U	1.2 U	1.2 U	1.2 U
Sodium	nc	nc	586 U	624 U	611 U	620 U
Thallium	2.8	10	1.2 U	1.2 U	1.2 U	1.2 U
Vanadium	nc	nc	21.6	30.8	21.5	27.6
Zinc	10,000	10,000	55.0	51.4	57.3	77.7

Notes:
See Notes on Table 3.7

TABLE 3.4b

SOIL SAMPLE SVOC, PCBs, AND METALS ANALYTICAL RESULTS – AOI 31
CURRENT CONDITIONS REPORT SUPPLEMENT
FORMER MANUAL TRANSMISSIONS OF MUNCIE
MUNCIE, INDIANA

Sample Location:	*IDEM*	*IDEM*	*CC-3, CC-4, DD-5*	*DD-1, DD-2, DD-3, DD-4*	*EE-1,EE-2,FF-1,FF-2*	*EE-3,EE-4,EE-5,EE-6*
Sample ID:	*RISC*	*RISC*	*S-017324-112008-JP-054*	*S-017324-112008-JP-052*	*S-017324-111908-JP-048*	*S-017324-111908-JP-050*
Sample Date:	*RDCL*	*IDCL*	*11/20/2008*	*11/20/2008*	*11/19/2008*	*11/19/2008*
Sample Depth (feet bgs):	*a*	*b*	*(0-2)*	*(0-2)*	*(0-2)*	*(0-2)*
SVOCs (mg/kg)						
Acenaphthene	130	1.800	0.42 U	0.85 U	0.41 U	0.41 U
Acenaphthylene	18	180	0.42 U	0.85 U	0.41 U	0.41 U
Acetophenone	nc	nc	0.084 U	0.17 U	0.084 U	0.084 U
Anthracene	2,000	2,000	0.42 U	0.85 U	0.41 U	0.41 U
Atrazine	0.048	0.21	0.42 U	0.85 U	0.41 U	0.41 U
Benzaldehyde	nc	nc	0.42 U	0.85 U	0.41 U	0.41 U
Benzo(a)anthracene	5	15	0.42 U	0.85 U	0.41 U	0.41 U
Benzo(a)pyrene	0.5	1.5	0.42 U	0.85 U	0.41 U	0.41 U
Benzo(b)fluoranthene	5	15	0.42 U	0.85 U	0.41 U	0.41 U
Benzo(g,h,i)perylene	nc	nc	0.42 U	0.85 U	0.41 U	0.41 U
Benzo(k)fluoranthene	50	150	0.42 U	0.85 U	0.41 U	0.41 U
Biphenyl	nc	nc	0.42 U	0.85 U	0.41 U	0.41 U
4-Bromophenyl phenyl ether	nc	nc	0.42 U	0.85 U	0.41 U	0.41 U
Butyl benzylphthalate	310	310	0.42 U	0.85 U	0.41 U	0.41 U
Caprolactam	nc	nc	0.42 U	0.85 U	0.41 U	0.41 U
Carbazole	5.9	20	0.42 U	0.85 U	0.41 U	0.41 U
4-Chloro-3-methylphenol	nc	nc	0.42 U	0.85 U	0.41 U	0.41 U
4-Chloroaniline	0.97	2.7	0.42 U	0.85 U	0.41 U	0.41 U
bis(2-Chloroethoxy)methane	nc	nc	0.42 U	0.85 U	0.41 U	0.41 U
bis(2-Chloroethyl)ether	0.0007	0.012	0.42 U	0.85 U	0.41 U	0.41 U
2-Chloronaphthalene	42	560	0.42 U	0.85 U	0.41 U	0.41 U
2-Chlorophenol	0.75	10	0.42 U	0.85 U	0.41 U	0.41 U
4-Chlorophenyl phenyl ether	nc	nc	0.42 U	0.85 U	0.41 U	0.41 U
Chrysene	500	1,500	0.42 U	0.85 U	0.41 U	0.41 U
Dibenz(a,h)anthracene	0.5	1.5	0.42 U	0.85 U	0.41 U	0.41 U
Dibenzofuran	4.9	65	0.42 U	0.85 U	0.41 U	0.41 U
3,3'-Dichlorobenzidine	0.062	0.21	2 U	4.1 U	2 U	2 U
2,4-Dichlorophenol	1.1	3	0.42 U	0.85 U	0.41 U	0.41 U
Diethyl phthalate	450	840	0.42 U	0.85 U	0.41 U	0.41 U
Dimethyl phthalate	1,100	1,100	0.42 U	0.85 U	0.41 U	0.41 U
2,4-Dimethylphenol	9	25	0.42 U	0.85 U	0.41 U	0.41 U
Di-n-butylphthalate	760	760	0.42 U	0.85 U	0.41 U	0.41 U
4,6-Dinitro-2-methylphenol	nc	nc	2 U	4.1 U	2 U	2 U
2,4-Dinitrophenol	0.29	0.82	2 U	4.1 U	2 U	2 U
2,4-Dinitrotoluene	nc	nc	0.42 U	0.85 U	0.41 U	0.41 U
2,6-Dinitrotoluene	nc	nc	0.42 U	0.85 U	0.41 U	0.41 U
Di-n-octyl phthalate	2,000	2,000	0.42 U	0.85 U	0.41 U	0.41 U
bis(2-Ethylhexyl)phthalate	300	980	0.42 U	0.85 U	0.41 U	0.41 U
Fluoranthene	2,000	2,000	0.42 U	1.7	0.41 U	0.41 U
Fluorene	170	2,000	0.42 U	0.85 U	0.41 U	0.41 U
Hexachlorobenzene	2.2	3.9	0.42 U	0.85 U	0.41 U	0.41 U
Hexachlorobutadiene	24	66	0.42 U	0.85 U	0.41 U	0.41 U
Hexachlorocyclopentadiene	400	720	2 U	4.1 U	2 U	2 U
Hexachloroethane	2.8	7.7	0.42 U	0.85 U	0.41 U	0.41 U
Indeno(1,2,3-cd)pyrene	5	15	0.42 U	0.85 U	0.41 U	0.41 U
Isophorone	5.3	18	0.42 U	0.85 U	0.41 U	0.41 U
2-Methylnaphthalene	3.1	42	0.42 U	0.85 U	0.41 U	0.41 U
2-Methylphenol	14	39	0.42 U	0.85 U	0.41 U	0.41 U
4-Methylphenol	1.1	3	0.42 U	0.85 U	0.41 U	0.41 U
Naphthalene	0.7	170	0.42 U	0.85 U	0.41 U	0.41 U
2-Nitroaniline	0.67	1.9	2 U	4.1 U	2 U	2 U
3-Nitroaniline	nc	nc	2 U	4.1 U	2 U	2 U
4-Nitroaniline	nc	nc	2 U	4.1 U	2 U	2 U
Nitrobenzene	0.028	0.34	0.42 U	0.85 U	0.41 U	0.41 U
2-Nitrophenol	nc	nc	0.42 U	0.85 U	0.41 U	0.41 U
4-Nitrophenol	nc	nc	2 U	4.1 U	2 U	2 U
N-Nitrosodi-n-propylamine	0.0006	0.002	0.42 U	0.85 U	0.41 U	0.41 U
N-Nitrosodiphenylamine	9.7	32	0.42 U	0.85 U	0.41 U	0.41 U
2,2'-oxybis(1-Chloropropane)	0.027	0.26	0.42 U	0.85 U	0.41 U	0.41 U
Pentachlorophenol	0.028	0.66	0.42 U	0.85 U	0.41 U	0.41 U
Phenanthrene	13	170	0.42 U	1	0.41 U	0.41 U
Phenol	56	160	0.42 U	0.85 U	0.41 U	0.41 U
Pyrene	2,000	2,000	0.42 U	1.3	0.41 U	0.41 U
2,4,5-Trichlorophenol	250	690	0.42 U	0.85 U	0.41 U	0.41 U
2,4,6-Trichlorophenol	0.07	0.2	0.42 U	0.85 U	0.41 U	0.41 U

TABLE 3.4b

SOIL SAMPLE SVOC, PCBs, AND METALS ANALYTICAL RESULTS – AOI 31
CURRENT CONDITIONS REPORT SUPPLEMENT
FORMER MANUAL TRANSMISSIONS OF MUNCIE
MUNCIE, INDIANA

Sample Location:	*IDEM*	*IDEM*	*CC-3, CC-4, DD-5*	*DD-1, DD-2, DD-3, DD-4*	*EE-1,EE-2,FF-1,FF-2*	*EE-3,EE-4,EE-5,EE-6*
Sample ID:	*RISC*	*RISC*	*S-017324-112008-JP-054*	*S-017324-112008-JP-052*	*S-017324-111908-JP-048*	*S-017324-111908-JP-050*
Sample Date:	*RDCL*	*IDCL*	*11/20/2008*	*11/20/2008*	*11/19/2008*	*11/19/2008*
Sample Depth (feet bgs):	*a*	*b*	*(0-2)*	*(0-2)*	*(0-2)*	*(0-2)*
PCBs (mg/kg)						
Aroclor-1016 (PCB-1016)	nc	nc	0.042 U	0.043 U	0.041 U	0.041 U
Aroclor-1221 (PCB-1221)	nc	nc	0.042 U	0.043 U	0.041 U	0.041 U
Aroclor-1232 (PCB-1232)	nc	nc	0.042 U	0.043 U	0.041 U	0.041 U
Aroclor-1242 (PCB-1242)	nc	nc	0.042 U	0.043 U	0.041 U	0.041 U
Aroclor-1248 (PCB-1248)	nc	nc	0.042 U	0.043 U	0.041 U	0.041 U
Aroclor-1254 (PCB-1254)	nc	nc	0.042 U	0.043 U	0.041 U	0.041 U
Aroclor-1260 (PCB-1260)	nc	nc	0.042 U	0.043 U	0.041 U	0.041 U
Total PCBs	1.8	5.3	0.042 U	0.043 U	0.041 U	0.041 U
Metals (mg/kg)						
Aluminum	nc	nc	9,860	7,620	13,700	10,300
Antimony	5.4	37	7.6 U	7.7 U	7.5 U	7.5 U
Arsenic	3.9	5.8	**10.6**[ab]	**10.0**[ab]	**10.8**[ab]	**6.9**[ab]
Cadmium	7.5	77	0.63 U	0.64 U	0.63 U	0.63 U
Chromium Total	nc	nc	15.2	11.3	17.2	13.4
Cobalt	nc	nc	8.6	9.8	10.9	9.7
Copper	920	2,900	21.5	17.6	19.3	10.8
Iron	nc	nc	20,900	15,900	23,100	16,700
Lead	81	230	14.2	**82.5**[a]	18.1	14.0
Manganese	nc	nc	658	974	597	659
Mercury	nc	nc	0.13 U	0.13 U	0.13 U	0.13 U
Nickel	950	2,700	27.6	12.6	19.8	10.6
Potassium	nc	nc	771	670	937	753
Selenium	5.2	53	0.63 U	0.66	0.63 U	0.63 U
Silver	31	87	1.3 U	1.3 U	1.3 U	1.3 U
Sodium	nc	nc	633 U	644 U	628 U	628 U
Thallium	2.8	10	1.3 U	1.3 U	1.3 U	1.3 U
Vanadium	nc	nc	25.7	23.7	31.4	25.6
Zinc	10,000	10,000	63.4	94.5	65.7	37.9

Notes:
See Notes on Table 3.7

TABLE 3.4b

SOIL SAMPLE SVOC, PCBs, AND METALS ANALYTICAL RESULTS – AOI 31
CURRENT CONDITIONS REPORT SUPPLEMENT
FORMER MANUAL TRANSMISSIONS OF MUNCIE
MUNCIE, INDIANA

Sample Location:	*IDEM*	*IDEM*	*FF-3,FF-4,FF-5,FF-6*	*GG-3,GG-4,GG-5,GG-6*	*HH-1,HH-2,GG-1,GG-2*	*HH-3,HH-4,HH-5,HH-6*
Sample ID:	*RISC*	*RISC*	*S-017324-111908-JP-046*	*S-017324-111908-JP-044*	*S-017324-111908-JP-042*	*S-017324-111908-JP-040*
Sample Date:	*RDCL*	*IDCL*	*11/19/2008*	*11/19/2008*	*11/19/2008*	*11/19/2008*
Sample Depth (feet bgs):	*a*	*b*	*(0-2)*	*(0-2)*	*(0-2)*	*(0-2)*
SVOCs (mg/kg)						
Acenaphthene	130	1.800	0.42 U	0.41 U	0.4 U	0.41 U
Acenaphthylene	18	180	0.42 U	0.41 U	0.4 U	0.41 U
Acetophenone	nc	nc	0.085 U	0.084 U	0.08 U	0.082 U
Anthracene	2,000	2,000	0.42 U	0.41 U	0.4 U	0.41 U
Atrazine	0.048	0.21	0.42 U	0.41 U	0.4 U	0.41 U
Benzaldehyde	nc	nc	0.42 U	0.41 U	0.4 U	0.41 U
Benzo(a)anthracene	5	15	0.42 U	0.41 U	0.4 U	0.41 U
Benzo(a)pyrene	0.5	1.5	0.42 U	0.41 U	0.4 U	0.41 U
Benzo(b)fluoranthene	5	15	0.42 U	0.41 U	0.4 U	0.41 U
Benzo(g,h,i)perylene	nc	nc	0.42 U	0.41 U	0.4 U	0.41 U
Benzo(k)fluoranthene	50	150	0.42 U	0.41 U	0.4 U	0.41 U
Biphenyl	nc	nc	0.42 U	0.41 U	0.4 U	0.41 U
4-Bromophenyl phenyl ether	nc	nc	0.42 U	0.41 U	0.4 U	0.41 U
Butyl benzylphthalate	310	310	0.42 U	0.41 U	0.4 U	0.41 U
Caprolactam	nc	nc	0.42 U	0.41 U	0.4 U	0.41 U
Carbazole	5.9	20	0.42 U	0.41 U	0.4 U	0.41 U
4-Chloro-3-methylphenol	nc	nc	0.42 U	0.41 U	0.4 U	0.41 U
4-Chloroaniline	0.97	2.7	0.42 U	0.41 U	0.4 U	0.41 U
bis(2-Chloroethoxy)methane	nc	nc	0.42 U	0.41 U	0.4 U	0.41 U
bis(2-Chloroethyl)ether	0.0007	0.012	0.42 U	0.41 U	0.4 U	0.41 U
2-Chloronaphthalene	42	560	0.42 U	0.41 U	0.4 U	0.41 U
2-Chlorophenol	0.75	10	0.42 U	0.41 U	0.4 U	0.41 U
4-Chlorophenyl phenyl ether	nc	nc	0.42 U	0.41 U	0.4 U	0.41 U
Chrysene	500	1,500	0.42 U	0.41 U	0.4 U	0.41 U
Dibenz(a,h)anthracene	0.5	1.5	0.42 U	0.41 U	0.4 U	0.41 U
Dibenzofuran	4.9	65	0.42 U	0.41 U	0.4 U	0.41 U
3,3'-Dichlorobenzidine	0.062	0.21	2 U	2 U	1.9 U	2 U
2,4-Dichlorophenol	1.1	3	0.42 U	0.41 U	0.4 U	0.41 U
Diethyl phthalate	450	840	0.42 U	0.41 U	0.4 U	0.41 U
Dimethyl phthalate	1,100	1,100	0.42 U	0.41 U	0.4 U	0.41 U
2,4-Dimethylphenol	9	25	0.42 U	0.41 U	0.4 U	0.41 U
Di-n-butylphthalate	760	760	0.42 U	0.41 U	0.4 U	0.41 U
4,6-Dinitro-2-methylphenol	nc	nc	2 U	2 U	1.9 U	2 U
2,4-Dinitrophenol	0.29	0.82	2 U	2 U	1.9 U	2 U
2,4-Dinitrotoluene	nc	nc	0.42 U	0.41 U	0.4 U	0.41 U
2,6-Dinitrotoluene	nc	nc	0.42 U	0.41 U	0.4 U	0.41 U
Di-n-octyl phthalate	2,000	2,000	0.42 U	0.41 U	0.4 U	0.41 U
bis(2-Ethylhexyl)phthalate	300	980	0.42 U	0.41 U	0.4 U	0.41 U
Fluoranthene	2,000	2,000	0.42 U	0.41 U	0.4 U	0.41 U
Fluorene	170	2,000	0.42 U	0.41 U	0.4 U	0.41 U
Hexachlorobenzene	2.2	3.9	0.42 U	0.41 U	0.4 U	0.41 U
Hexachlorobutadiene	24	66	0.42 U	0.41 U	0.4 U	0.41 U
Hexachlorocyclopentadiene	400	720	2 U	2 U	1.9 U	2 U
Hexachloroethane	2.8	7.7	0.42 U	0.41 U	0.4 U	0.41 U
Indeno(1,2,3-cd)pyrene	5	15	0.42 U	0.41 U	0.4 U	0.41 U
Isophorone	5.3	18	0.42 U	0.41 U	0.4 U	0.41 U
2-Methylnaphthalene	3.1	42	0.42 U	0.41 U	0.4 U	0.41 U
2-Methylphenol	14	39	0.42 U	0.41 U	0.4 U	0.41 U
4-Methylphenol	1.1	3	0.42 U	0.41 U	0.4 U	0.41 U
Naphthalene	0.7	170	0.42 U	0.41 U	0.4 U	0.41 U
2-Nitroaniline	0.67	1.9	2 U	2 U	1.9 U	2 U
3-Nitroaniline	nc	nc	2 U	2 U	1.9 U	2 U
4-Nitroaniline	nc	nc	2 U	2 U	1.9 U	2 U
Nitrobenzene	0.028	0.34	0.42 U	0.41 U	0.4 U	0.41 U
2-Nitrophenol	nc	nc	0.42 U	0.41 U	0.4 U	0.41 U
4-Nitrophenol	nc	nc	2 U	2 U	1.9 U	2 U
N-Nitrosodi-n-propylamine	0.0006	0.002	0.42 U	0.41 U	0.4 U	0.41 U
N-Nitrosodiphenylamine	9.7	32	0.42 U	0.41 U	0.4 U	0.41 U
2,2'-oxybis(1-Chloropropane)	0.027	0.26	0.42 U	0.41 U	0.4 U	0.41 U
Pentachlorophenol	0.028	0.66	0.42 U	0.41 U	0.4 U	0.41 U
Phenanthrene	13	170	0.42 U	0.41 U	0.4 U	0.41 U
Phenol	56	160	0.42 U	0.41 U	0.4 U	0.41 U
Pyrene	2,000	2,000	0.42 U	0.41 U	0.4 U	0.41 U
2,4,5-Trichlorophenol	250	690	0.42 U	0.41 U	0.4 U	0.41 U
2,4,6-Trichlorophenol	0.07	0.2	0.42 U	0.41 U	0.4 U	0.41 U

TABLE 3.4b

SOIL SAMPLE SVOC, PCBs, AND METALS ANALYTICAL RESULTS – AOI 31
CURRENT CONDITIONS REPORT SUPPLEMENT
FORMER MANUAL TRANSMISSIONS OF MUNCIE
MUNCIE, INDIANA

Sample Location:	*IDEM*	*IDEM*	*FF-3,FF-4,FF-5,FF-6*	*GG-3,GG-4,GG-5,GG-6*	*HH-1,HH-2,GG-1,GG-2*	*HH-3,HH-4,HH-5,HH-6*
Sample ID:	*RISC*	*RISC*	*S-017324-111908-JP-046*	*S-017324-111908-JP-044*	*S-017324-111908-JP-042*	*S-017324-111908-JP-040*
Sample Date:	*RDCL*	*IDCL*	*11/19/2008*	*11/19/2008*	*11/19/2008*	*11/19/2008*
Sample Depth (feet bgs):	*a*	*b*	*(0-2)*	*(0-2)*	*(0-2)*	*(0-2)*
PCBs (mg/kg)						
Aroclor-1016 (PCB-1016)	nc	nc	0.042 U	0.041 U	0.04 U	0.041 U
Aroclor-1221 (PCB-1221)	nc	nc	0.042 U	0.041 U	0.04 U	0.041 U
Aroclor-1232 (PCB-1232)	nc	nc	0.042 U	0.041 U	0.04 U	0.041 U
Aroclor-1242 (PCB-1242)	nc	nc	0.042 U	0.041 U	0.04 U	0.041 U
Aroclor-1248 (PCB-1248)	nc	nc	0.042 U	0.041 U	0.04 U	0.041 U
Aroclor-1254 (PCB-1254)	nc	nc	0.042 U	0.041 U	0.04 U	0.041 U
Aroclor-1260 (PCB-1260)	nc	nc	0.042 U	0.041 U	0.04 U	0.041 U
Total PCBs	1.8	5.3	0.042 U	0.041 U	0.04 U	0.041 U
Metals (mg/kg)						
Aluminum	nc	nc	14,300	11,400	6,930	9,500
Antimony	5.4	37	7.6 U	7.5 U	7.2 U	7.4 U
Arsenic	3.9	5.8	**11.3**[ab]	**8.8**[ab]	**6.3**[ab]	**7.4**[ab]
Cadmium	7.5	77	0.64 U	0.63 U	0.60 U	0.62 U
Chromium Total	nc	nc	18.9	14.7	10.2	12.1
Cobalt	nc	nc	8.4	8.3	6.0 U	10.1
Copper	920	2,900	24.5	18.2	15.0	9.3
Iron	nc	nc	26,100	19,500	13,200	15,900
Lead	81	230	14.3	12.7	6.5	14.3
Manganese	nc	nc	475	562	259	906
Mercury	nc	nc	0.13 U	0.13 U	0.12 U	0.12 U
Nickel	950	2,700	25.6	24.7	16.4	10.0
Potassium	nc	nc	909	1,020	1,280	728
Selenium	5.2	53	0.64 U	0.63 U	0.60 U	0.62 U
Silver	31	87	1.3 U	1.3 U	1.2 U	1.2 U
Sodium	nc	nc	637 U	628 U	600 U	616 U
Thallium	2.8	10	1.3 U	1.3 U	1.2 U	1.2 U
Vanadium	nc	nc	30.4	25.3	18.3	25.1
Zinc	10,000	10,000	66.9	60.9	88.2	36.6

Notes:
See Notes on Table 3.7

TABLE 3.4b

SOIL SAMPLE SVOC, PCBs, AND METALS ANALYTICAL RESULTS – AOI 31
CURRENT CONDITIONS REPORT SUPPLEMENT
FORMER MANUAL TRANSMISSIONS OF MUNCIE
MUNCIE, INDIANA

Sample Location:	*IDEM*	*IDEM*	*II-1,II-2,KK-1,KK-2*	*II-3,II-4,II-5,II-6*	*JJ-3,JJ-4,JJ-5,JJ-6*	*JJ-3,JJ-4,JJ-5,JJ-6*
Sample ID:	*RISC*	*RISC*	*S-017324-111908-NH-004*	*S-017324-111908-NH-006*	*S-017324-111908-JP-037*	*S-017324-111908-JP-038*
Sample Date:	*RDCL*	*IDCL*	*11/19/2008*	*11/19/2008*	*11/19/2008*	*11/19/2008*
Sample Depth (feet bgs):	*a*	*b*	*(0-2)*	*(0-2)*	*(0-2)*	*(0-2)* *Duplicate*
SVOCs (mg/kg)						
Acenaphthene	130	1.800	0.42 U	0.41 U	0.42 U	0.41 U
Acenaphthylene	18	180	0.42 U	0.41 U	0.42 U	0.41 U
Acetophenone	nc	nc	0.084 U	0.084 U	0.084 U	0.083 U
Anthracene	2,000	2,000	0.42 U	0.41 U	0.42 U	0.41 U
Atrazine	0.048	0.21	0.42 U	0.41 U	0.42 U	0.41 U
Benzaldehyde	nc	nc	0.42 U	0.41 U	0.42 U	0.41 U
Benzo(a)anthracene	5	15	0.42 U	0.41 U	0.42 U	0.41 U
Benzo(a)pyrene	0.5	1.5	0.42 U	0.41 U	0.42 U	0.41 U
Benzo(b)fluoranthene	5	15	0.42 U	0.41 U	0.42 U	0.41 U
Benzo(g,h,i)perylene	nc	nc	0.42 U	0.41 U	0.42 U	0.41 U
Benzo(k)fluoranthene	50	150	0.42 U	0.41 U	0.42 U	0.41 U
Biphenyl	nc	nc	0.42 U	0.41 U	0.42 U	0.41 U
4-Bromophenyl phenyl ether	nc	nc	0.42 U	0.41 U	0.42 U	0.41 U
Butyl benzylphthalate	310	310	0.42 U	0.41 U	0.42 U	0.41 U
Caprolactam	nc	nc	0.42 U	0.41 U	0.42 U	0.41 U
Carbazole	5.9	20	0.42 U	0.41 U	0.42 U	0.41 U
4-Chloro-3-methylphenol	nc	nc	0.42 U	0.41 U	0.42 U	0.41 U
4-Chloroaniline	0.97	2.7	0.42 U	0.41 U	0.42 U	0.41 U
bis(2-Chloroethoxy)methane	nc	nc	0.42 U	0.41 U	0.42 U	0.41 U
bis(2-Chloroethyl)ether	0.0007	0.012	0.42 U	0.41 U	0.42 U	0.41 U
2-Chloronaphthalene	42	560	0.42 U	0.41 U	0.42 U	0.41 U
2-Chlorophenol	0.75	10	0.42 U	0.41 U	0.42 U	0.41 U
4-Chlorophenyl phenyl ether	nc	nc	0.42 U	0.41 U	0.42 U	0.41 U
Chrysene	500	1,500	0.42 U	0.41 U	0.42 U	0.41 U
Dibenz(a,h)anthracene	0.5	1.5	0.42 U	0.41 U	0.42 U	0.41 U
Dibenzofuran	4.9	65	0.42 U	0.41 U	0.42 U	0.41 U
3,3'-Dichlorobenzidine	0.062	0.21	2 U	2 U	2 U	2 U
2,4-Dichlorophenol	1.1	3	0.42 U	0.41 U	0.42 U	0.41 U
Diethyl phthalate	450	840	0.42 U	0.41 U	0.42 U	0.41 U
Dimethyl phthalate	1,100	1,100	0.42 U	0.41 U	0.42 U	0.41 U
2,4-Dimethylphenol	9	25	0.42 U	0.41 U	0.42 U	0.41 U
Di-n-butylphthalate	760	760	0.42 U	0.41 U	0.42 U	0.41 U
4,6-Dinitro-2-methylphenol	nc	nc	2 U	2 U	2 U	2 U
2,4-Dinitrophenol	0.29	0.82	2 U	2 U	2 U	2 U
2,4-Dinitrotoluene	nc	nc	0.42 U	0.41 U	0.42 U	0.41 U
2,6-Dinitrotoluene	nc	nc	0.42 U	0.41 U	0.42 U	0.41 U
Di-n-octyl phthalate	2,000	2,000	0.42 U	0.41 U	0.42 U	0.41 U
bis(2-Ethylhexyl)phthalate	300	980	0.42 U	0.41 U	0.42 U	0.41 U
Fluoranthene	2,000	2,000	0.42 U	0.41 U	0.42 U	0.41 U
Fluorene	170	2,000	0.42 U	0.41 U	0.42 U	0.41 U
Hexachlorobenzene	2.2	3.9	0.42 U	0.41 U	0.42 U	0.41 U
Hexachlorobutadiene	24	66	0.42 U	0.41 U	0.42 U	0.41 U
Hexachlorocyclopentadiene	400	720	2 U	2 U	2 U	2 U
Hexachloroethane	2.8	7.7	0.42 U	0.41 U	0.42 U	0.41 U
Indeno(1,2,3-cd)pyrene	5	15	0.42 U	0.41 U	0.42 U	0.41 U
Isophorone	5.3	18	0.42 U	0.41 U	0.42 U	0.41 U
2-Methylnaphthalene	3.1	42	0.42 U	0.41 U	0.42 U	0.41 U
2-Methylphenol	14	39	0.42 U	0.41 U	0.42 U	0.41 U
4-Methylphenol	1.1	3	0.42 U	0.41 U	0.42 U	0.41 U
Naphthalene	0.7	170	0.42 U	0.41 U	0.42 U	0.41 U
2-Nitroaniline	0.67	1.9	2 U	2 U	2 U	2 U
3-Nitroaniline	nc	nc	2 U	2 U	2 U	2 U
4-Nitroaniline	nc	nc	2 U	2 U	2 U	2 U
Nitrobenzene	0.028	0.34	0.42 U	0.41 U	0.42 U	0.41 U
2-Nitrophenol	nc	nc	0.42 U	0.41 U	0.42 U	0.41 U
4-Nitrophenol	nc	nc	2 U	2 U	2 U	2 U
N-Nitrosodi-n-propylamine	0.0006	0.002	0.42 U	0.41 U	0.42 U	0.41 U
N-Nitrosodiphenylamine	9.7	32	0.42 U	0.41 U	0.42 U	0.41 U
2,2'-oxybis(1-Chloropropane)	0.027	0.26	0.42 U	0.41 U	0.42 U	0.41 U
Pentachlorophenol	0.028	0.66	0.42 U	0.41 U	0.42 U	0.41 U
Phenanthrene	13	170	0.42 U	0.41 U	0.42 U	0.41 U
Phenol	56	160	0.42 U	0.41 U	0.42 U	0.41 U
Pyrene	2,000	2,000	0.42 U	0.41 U	0.42 U	0.41 U
2,4,5-Trichlorophenol	250	690	0.42 U	0.41 U	0.42 U	0.41 U
2,4,6-Trichlorophenol	0.07	0.2	0.42 U	0.41 U	0.42 U	0.41 U

TABLE 3.4b

SOIL SAMPLE SVOC, PCBs, AND METALS ANALYTICAL RESULTS – AOI 31
CURRENT CONDITIONS REPORT SUPPLEMENT
FORMER MANUAL TRANSMISSIONS OF MUNCIE
MUNCIE, INDIANA

Sample Location:	*IDEM*	*IDEM*	*II-1,II-2,KK-1,KK-2*	*II-3,II-4,II-5,II-6*	*JJ-3,JJ-4,JJ-5,JJ-6*	*JJ-3,JJ-4,JJ-5,JJ-6*
Sample ID:	*RISC*	*RISC*	*S-017324-111908-NH-004*	*S-017324-111908-NH-006*	*S-017324-111908-JP-037*	*S-017324-111908-JP-038*
Sample Date:	*RDCL*	*IDCL*	*11/19/2008*	*11/19/2008*	*11/19/2008*	*11/19/2008*
Sample Depth (feet bgs):	*a*	*b*	*(0-2)*	*(0-2)*	*(0-2)*	*(0-2) Duplicate*
PCBs (mg/kg)						
Aroclor-1016 (PCB-1016)	nc	nc	0.042 U	0.041 U	0.042 U	0.041 U
Aroclor-1221 (PCB-1221)	nc	nc	0.042 U	0.041 U	0.042 U	0.041 U
Aroclor-1232 (PCB-1232)	nc	nc	0.042 U	0.041 U	0.042 U	0.041 U
Aroclor-1242 (PCB-1242)	nc	nc	0.042 U	0.041 U	0.042 U	0.041 U
Aroclor-1248 (PCB-1248)	nc	nc	0.042 U	0.041 U	0.042 U	0.041 U
Aroclor-1254 (PCB-1254)	nc	nc	0.042 U	0.041 U	0.042 U	0.041 U
Aroclor-1260 (PCB-1260)	nc	nc	0.042 U	0.041 U	0.042 U	0.041 U
Total PCBs	1.8	5.3	0.042 U	0.041 U	0.042 U	0.041 U
Metals (mg/kg)						
Aluminum	nc	nc	13,600	11,500	15,100	13,200
Antimony	5.4	37	7.5 U	7.5 U	7.6 U	7.5 U
Arsenic	3.9	5.8	**9.9**[ab]	**8.7**[ab]	**14.3**[ab]	**10.9**[ab]
Cadmium	7.5	77	0.63 U	0.63 U	0.63 U	0.63 U
Chromium Total	nc	nc	18.3	15.6	21.0	18.5
Cobalt	nc	nc	8.8	10.3	8.1	9.6
Copper	920	2,900	22.2	21.6	27.9	23.6
Iron	nc	nc	22,400	18,700	29,200	24,500
Lead	81	230	18.6	44.5	20.3	14.6
Manganese	nc	nc	564	545	345	450
Mercury	nc	nc	0.13 U	0.13 U	0.13 U	0.13 U
Nickel	950	2,700	27.4	18.3	23.9	27.4
Potassium	nc	nc	1510	1160	1310	1420
Selenium	5.2	53	0.63 U	0.63 U	0.63 U	0.63 U
Silver	31	87	1.3 U	1.3 U	1.3 U	1.3 U
Sodium	nc	nc	629 U	628 U	634 U	626 U
Thallium	2.8	10	1.3 U	1.3 U	1.3 U	1.3 U
Vanadium	nc	nc	29.6	28.0	36.2	30.8
Zinc	10,000	10,000	77.4	92.6	84.5	69.6

Notes:
See Notes on Table 3.7

TABLE 3.4b

SOIL SAMPLE SVOC, PCBs, AND METALS ANALYTICAL RESULTS – AOI 31
CURRENT CONDITIONS REPORT SUPPLEMENT
FORMER MANUAL TRANSMISSIONS OF MUNCIE
MUNCIE, INDIANA

Sample Location:	*IDEM*	*IDEM*	*KK-6,KK-5,KK-4,KK-3*	*LL-1,LL-2,JJ-1,JJ-2*	*LL-3,LL-4,LL-5,LL-6*	*V-1,V-2,V-3,V-4*
Sample ID:	*RISC*	*RISC*	*S-017324-111908-NH-001*	*S-017324-111908-JP-034*	*S-017324-111908-JP-032*	*S-017324-111908-NH-008*
Sample Date:	*RDCL*	*IDCL*	*11/19/2008*	*11/19/2008*	*11/19/2008*	*11/19/2008*
Sample Depth (feet bgs):	*a*	*b*	*(0-2)*	*(0-2)*	*(0-2)*	*(0-2)*
SVOCs (mg/kg)						
Acenaphthene	130	1.800	0.42 U	0.41 U	0.41 U	0.39 U
Acenaphthylene	18	180	0.42 U	0.41 U	0.41 U	0.39 U
Acetophenone	nc	nc	0.084 U	0.082 U	0.083 U	0.079 U
Anthracene	2,000	2,000	0.42 U	0.41 U	0.41 U	0.39 U
Atrazine	0.048	0.21	0.42 U	0.41 U	0.41 U	0.39 U
Benzaldehyde	nc	nc	0.42 U	0.41 U	0.41 U	0.39 U
Benzo(a)anthracene	5	15	0.42 U	0.41 U	0.41 U	0.39 U
Benzo(a)pyrene	0.5	1.5	0.42 U	0.41 U	0.41 U	0.39 U
Benzo(b)fluoranthene	5	15	0.42 U	0.41 U	0.41 U	0.39 U
Benzo(g,h,i)perylene	nc	nc	0.42 U	0.41 U	0.41 U	0.39 U
Benzo(k)fluoranthene	50	150	0.42 U	0.41 U	0.41 U	0.39 U
Biphenyl	nc	nc	0.42 U	0.41 U	0.41 U	0.39 U
4-Bromophenyl phenyl ether	nc	nc	0.42 U	0.41 U	0.41 U	0.39 U
Butyl benzylphthalate	310	310	0.42 U	0.41 U	0.41 U	0.39 U
Caprolactam	nc	nc	0.42 U	0.41 U	0.41 U	0.39 U
Carbazole	5.9	20	0.42 U	0.41 U	0.41 U	0.39 U
4-Chloro-3-methylphenol	nc	nc	0.42 U	0.41 U	0.41 U	0.39 U
4-Chloroaniline	0.97	2.7	0.42 U	0.41 U	0.41 U	0.39 U
bis(2-Chloroethoxy)methane	nc	nc	0.42 U	0.41 U	0.41 U	0.39 U
bis(2-Chloroethyl)ether	0.0007	0.012	0.42 U	0.41 U	0.41 U	0.39 U
2-Chloronaphthalene	42	560	0.42 U	0.41 U	0.41 U	0.39 U
2-Chlorophenol	0.75	10	0.42 U	0.41 U	0.41 U	0.39 U
4-Chlorophenyl phenyl ether	nc	nc	0.42 U	0.41 U	0.41 U	0.39 U
Chrysene	500	1,500	0.42 U	0.41 U	0.41 U	0.39 U
Dibenz(a,h)anthracene	0.5	1.5	0.42 U	0.41 U	0.41 U	0.39 U
Dibenzofuran	4.9	65	0.42 U	0.41 U	0.41 U	0.39 U
3,3'-Dichlorobenzidine	0.062	0.21	2 U	2 U	2 U	1.9 U
2,4-Dichlorophenol	1.1	3	0.42 U	0.41 U	0.41 U	0.39 U
Diethyl phthalate	450	840	0.42 U	0.41 U	0.41 U	0.39 U
Dimethyl phthalate	1,100	1,100	0.42 U	0.41 U	0.41 U	0.39 U
2,4-Dimethylphenol	9	25	0.42 U	0.41 U	0.41 U	0.39 U
Di-n-butylphthalate	760	760	0.42 U	0.41 U	0.41 U	0.39 U
4,6-Dinitro-2-methylphenol	nc	nc	2 U	2 U	2 U	1.9 U
2,4-Dinitrophenol	0.29	0.82	2 U	2 U	2 U	1.9 U
2,4-Dinitrotoluene	nc	nc	0.42 U	0.41 U	0.41 U	0.39 U
2,6-Dinitrotoluene	nc	nc	0.42 U	0.41 U	0.41 U	0.39 U
Di-n-octyl phthalate	2,000	2,000	0.42 U	0.41 U	0.41 U	0.39 U
bis(2-Ethylhexyl)phthalate	300	980	0.42 U	0.41 U	0.41 U	0.39 U
Fluoranthene	2,000	2,000	0.42 U	0.41 U	0.41 U	0.39 U
Fluorene	170	2,000	0.42 U	0.41 U	0.41 U	0.39 U
Hexachlorobenzene	2.2	3.9	0.42 U	0.41 U	0.41 U	0.39 U
Hexachlorobutadiene	24	66	0.42 U	0.41 U	0.41 U	0.39 U
Hexachlorocyclopentadiene	400	720	2 U	2 U	2 U	1.9 U
Hexachloroethane	2.8	7.7	0.42 U	0.41 U	0.41 U	0.39 U
Indeno(1,2,3-cd)pyrene	5	15	0.42 U	0.41 U	0.41 U	0.39 U
Isophorone	5.3	18	0.42 U	0.41 U	0.41 U	0.39 U
2-Methylnaphthalene	3.1	42	0.42 U	0.41 U	0.41 U	0.39 U
2-Methylphenol	14	39	0.42 U	0.41 U	0.41 U	0.39 U
4-Methylphenol	1.1	3	0.42 U	0.41 U	0.41 U	0.39 U
Naphthalene	0.7	170	0.42 U	0.41 U	0.41 U	0.39 U
2-Nitroaniline	0.67	1.9	2 U	2 U	2 U	1.9 U
3-Nitroaniline	nc	nc	2 U	2 U	2 U	1.9 U
4-Nitroaniline	nc	nc	2 U	2 U	2 U	1.9 U
Nitrobenzene	0.028	0.34	0.42 U	0.41 U	0.41 U	0.39 U
2-Nitrophenol	nc	nc	0.42 U	0.41 U	0.41 U	0.39 U
4-Nitrophenol	nc	nc	2 U	2 U	2 U	1.9 U
N-Nitrosodi-n-propylamine	0.0006	0.002	0.42 U	0.41 U	0.41 U	0.39 U
N-Nitrosodiphenylamine	9.7	32	0.42 U	0.41 U	0.41 U	0.39 U
2,2'-oxybis(1-Chloropropane)	0.027	0.26	0.42 U	0.41 U	0.41 U	0.39 U
Pentachlorophenol	0.028	0.66	0.42 U	0.41 U	0.41 U	0.39 U
Phenanthrene	13	170	0.42 U	0.41 U	0.41 U	0.39 U
Phenol	56	160	0.42 U	0.41 U	0.41 U	0.39 U
Pyrene	2,000	2,000	0.42 U	0.41 U	0.41 U	0.39 U
2,4,5-Trichlorophenol	250	690	0.42 U	0.41 U	0.41 U	0.39 U
2,4,6-Trichlorophenol	0.07	0.2	0.42 U	0.41 U	0.41 U	0.39 U

TABLE 3.4b

SOIL SAMPLE SVOC, PCBs, AND METALS ANALYTICAL RESULTS – AOI 31
CURRENT CONDITIONS REPORT SUPPLEMENT
FORMER MANUAL TRANSMISSIONS OF MUNCIE
MUNCIE, INDIANA

Sample Location:	*IDEM*	*IDEM*	*KK-6,KK-5,KK-4,KK-3*	*LL-1,LL-2,JJ-1,JJ-2*	*LL-3,LL-4,LL-5,LL-6*	*V-1,V-2,V-3,V-4*
Sample ID:	*RISC*	*RISC*	*S-017324-111908-NH-001*	*S-017324-111908-JP-034*	*S-017324-111908-JP-032*	*S-017324-111908-NH-008*
Sample Date:	*RDCL*	*IDCL*	*11/19/2008*	*11/19/2008*	*11/19/2008*	*11/19/2008*
Sample Depth (feet bgs):	*a*	*b*	*(0-2)*	*(0-2)*	*(0-2)*	*(0-2)*
PCBs (mg/kg)						
Aroclor-1016 (PCB-1016)	nc	nc	0.042 U	0.041 U	0.041 U	0.039 U
Aroclor-1221 (PCB-1221)	nc	nc	0.042 U	0.041 U	0.041 U	0.039 U
Aroclor-1232 (PCB-1232)	nc	nc	0.042 U	0.041 U	0.041 U	0.039 U
Aroclor-1242 (PCB-1242)	nc	nc	0.042 U	0.041 U	0.041 U	0.039 U
Aroclor-1248 (PCB-1248)	nc	nc	0.042 U	0.041 U	0.041 U	0.039 U
Aroclor-1254 (PCB-1254)	nc	nc	0.042 U	0.041 U	0.041 U	0.039 U
Aroclor-1260 (PCB-1260)	nc	nc	0.042 U	0.041 U	0.041 U	0.039 U
Total PCBs	1.8	5.3	0.042 U	0.041 U	0.041 U	0.039 U
Metals (mg/kg)						
Aluminum	nc	nc	15,400	13,100	10,400	6,340
Antimony	5.4	37	7.6 U	7.4 U	7.5 UJ	7.1 U
Arsenic	3.9	5.8	**12.3**[ab]	**8.3**[ab]	**7.5**[ab]	**5.9**[ab]
Cadmium	7.5	77	0.63 U	0.62 U	0.62 U	0.59 U
Chromium Total	nc	nc	20.7	15.9	13.9	9.6
Cobalt	nc	nc	10.2	7.3	9.1	5.9
Copper	920	2,900	29.2	13.0	15.9 J	13.0
Iron	nc	nc	27,900	19,400	17,300	11,500
Lead	81	230	16.3	12.8	15.9	9.1 J
Manganese	nc	nc	487	370	522	274
Mercury	nc	nc	0.13 U	0.12 U	0.12 U	0.12 U
Nickel	950	2,700	32.3	12.3	16.7	13.0
Potassium	nc	nc	1360	1130	1,130	1,170
Selenium	5.2	53	0.63 U	0.62 U	0.62 U	0.59 U
Silver	31	87	1.3 U	1.2 U	1.2 U	1.2 U
Sodium	nc	nc	631 U	617 U	624 U	593 U
Thallium	2.8	10	1.3 U	1.2 U	1.2 U	1.2 U
Vanadium	nc	nc	31.4	29.5	25.6	15.6
Zinc	10,000	10,000	84.7	50.8	55.3	39.8

Notes:
See Notes on Table 3.7

TABLE 3.4b

SOIL SAMPLE SVOC, PCBs, AND METALS ANALYTICAL RESULTS – AOI 31
CURRENT CONDITIONS REPORT SUPPLEMENT
FORMER MANUAL TRANSMISSIONS OF MUNCIE
MUNCIE, INDIANA

Sample Location:	*IDEM*	*IDEM*	*V-1,V-2,V-3,V-4*	*W-1,W-2,W-3,W-4*	*X-1,X-2,X-3,X-4*
Sample ID:	*RISC*	*RISC*	*S-017324-111908-NH-009*	*S-017324-111908-NH-011*	*S-017324-111908-NH-013*
Sample Date:	*RDCL*	*IDCL*	*11/19/2008*	*11/19/2008*	*11/19/2008*
Sample Depth (feet bgs):	*a*	*b*	*(0-2)*	*(0-2)*	*(0-2)*
			Duplicate		
SVOCs (mg/kg)					
Acenaphthene	130	1.800	0.39 U	0.41 U	0.39 U
Acenaphthylene	18	180	0.39 U	0.41 U	0.39 U
Acetophenone	nc	nc	0.078 U	0.084 U	0.079 U
Anthracene	2,000	2,000	0.39 U	0.41 U	0.39 U
Atrazine	0.048	0.21	0.39 U	0.41 U	0.39 U
Benzaldehyde	nc	nc	0.39 U	0.41 U	0.39 U
Benzo(a)anthracene	5	15	0.39 U	0.41 U	0.39 U
Benzo(a)pyrene	0.5	1.5	0.39 U	0.41 U	0.39 U
Benzo(b)fluoranthene	5	15	0.39 U	0.41 U	0.39 U
Benzo(g,h,i)perylene	nc	nc	0.39 U	0.41 U	0.39 U
Benzo(k)fluoranthene	50	150	0.39 U	0.41 U	0.39 U
Biphenyl	nc	nc	0.39 U	0.41 U	0.39 U
4-Bromophenyl phenyl ether	nc	nc	0.39 U	0.41 U	0.39 U
Butyl benzylphthalate	310	310	0.39 U	0.41 U	0.39 U
Caprolactam	nc	nc	0.39 U	0.41 U	0.39 U
Carbazole	5.9	20	0.39 U	0.41 U	0.39 U
4-Chloro-3-methylphenol	nc	nc	0.39 U	0.41 U	0.39 U
4-Chloroaniline	0.97	2.7	0.39 U	0.41 U	0.39 U
bis(2-Chloroethoxy)methane	nc	nc	0.39 U	0.41 U	0.39 U
bis(2-Chloroethyl)ether	0.0007	0.012	0.39 U	0.41 U	0.39 U
2-Chloronaphthalene	42	560	0.39 U	0.41 U	0.39 U
2-Chlorophenol	0.75	10	0.39 U	0.41 U	0.39 U
4-Chlorophenyl phenyl ether	nc	nc	0.39 U	0.41 U	0.39 U
Chrysene	500	1,500	0.39 U	0.41 U	0.39 U
Dibenz(a,h)anthracene	0.5	1.5	0.39 U	0.41 U	0.39 U
Dibenzofuran	4.9	65	0.39 U	0.41 U	0.39 U
3,3'-Dichlorobenzidine	0.062	0.21	1.9 U	2 U	1.9 U
2,4-Dichlorophenol	1.1	3	0.39 U	0.41 U	0.39 U
Diethyl phthalate	450	840	0.39 U	0.41 U	0.39 U
Dimethyl phthalate	1,100	1,100	0.39 U	0.41 U	0.39 U
2,4-Dimethylphenol	9	25	0.39 U	0.41 U	0.39 U
Di-n-butylphthalate	760	760	0.39 U	0.41 U	0.39 U
4,6-Dinitro-2-methylphenol	nc	nc	1.9 U	2 U	1.9 U
2,4-Dinitrophenol	0.29	0.82	1.9 U	2 U	1.9 U
2,4-Dinitrotoluene	nc	nc	0.39 U	0.41 U	0.39 U
2,6-Dinitrotoluene	nc	nc	0.39 U	0.41 U	0.39 U
Di-n-octyl phthalate	2,000	2,000	0.39 U	0.41 U	0.39 U
bis(2-Ethylhexyl)phthalate	300	980	0.39 U	0.41 U	0.39 U
Fluoranthene	2,000	2,000	0.39 U	0.41 U	0.39 U
Fluorene	170	2,000	0.39 U	0.41 U	0.39 U
Hexachlorobenzene	2.2	3.9	0.39 U	0.41 U	0.39 U
Hexachlorobutadiene	24	66	0.39 U	0.41 U	0.39 U
Hexachlorocyclopentadiene	400	720	1.9 U	2 U	1.9 U
Hexachloroethane	2.8	7.7	0.39 U	0.41 U	0.39 U
Indeno(1,2,3-cd)pyrene	5	15	0.39 U	0.41 U	0.39 U
Isophorone	5.3	18	0.39 U	0.41 U	0.39 U
2-Methylnaphthalene	3.1	42	0.39 U	0.41 U	0.39 U
2-Methylphenol	14	39	0.39 U	0.41 U	0.39 U
4-Methylphenol	1.1	3	0.39 U	0.41 U	0.39 U
Naphthalene	0.7	170	0.39 U	0.41 U	0.39 U
2-Nitroaniline	0.67	1.9	1.9 U	2 U	1.9 U
3-Nitroaniline	nc	nc	1.9 U	2 U	1.9 U
4-Nitroaniline	nc	nc	1.9 U	2 U	1.9 U
Nitrobenzene	0.028	0.34	0.39 U	0.41 U	0.39 U
2-Nitrophenol	nc	nc	0.39 U	0.41 U	0.39 U
4-Nitrophenol	nc	nc	1.9 U	2 U	1.9 U
N-Nitrosodi-n-propylamine	0.0006	0.002	0.39 U	0.41 U	0.39 U
N-Nitrosodiphenylamine	9.7	32	0.39 U	0.41 U	0.39 U
2,2'-oxybis(1-Chloropropane)	0.027	0.26	0.39 U	0.41 U	0.39 U
Pentachlorophenol	0.028	0.66	0.39 U	0.41 U	0.39 U
Phenanthrene	13	170	0.39 U	0.41 U	0.39 U
Phenol	56	160	0.39 U	0.41 U	0.39 U
Pyrene	2,000	2,000	0.39 U	0.41 U	0.39 U
2,4,5-Trichlorophenol	250	690	0.39 U	0.41 U	0.39 U
2,4,6-Trichlorophenol	0.07	0.2	0.39 U	0.41 U	0.39 U

TABLE 3.4b

SOIL SAMPLE SVOC, PCBs, AND METALS ANALYTICAL RESULTS – AOI 31
CURRENT CONDITIONS REPORT SUPPLEMENT
FORMER MANUAL TRANSMISSIONS OF MUNCIE
MUNCIE, INDIANA

Sample Location:	*IDEM*	*IDEM*	*V-1,V-2,V-3,V-4*	*W-1,W-2,W-3,W-4*	*X-1,X-2,X-3,X-4*
Sample ID:	*RISC*	*RISC*	*S-017324-111908-NH-009*	*S-017324-111908-NH-011*	*S-017324-111908-NH-013*
Sample Date:	*RDCL*	*IDCL*	*11/19/2008*	*11/19/2008*	*11/19/2008*
Sample Depth (feet bgs):	*a*	*b*	*(0-2)*	*(0-2)*	*(0-2)*
			Duplicate		
PCBs (mg/kg)					
Aroclor-1016 (PCB-1016)	nc	nc	0.039 U	0.041 U	0.039 U
Aroclor-1221 (PCB-1221)	nc	nc	0.039 U	0.041 U	0.039 U
Aroclor-1232 (PCB-1232)	nc	nc	0.039 U	0.041 U	0.039 U
Aroclor-1242 (PCB-1242)	nc	nc	0.039 U	0.041 U	0.039 U
Aroclor-1248 (PCB-1248)	nc	nc	0.039 U	0.041 U	0.039 U
Aroclor-1254 (PCB-1254)	nc	nc	0.039 U	0.041 U	0.039 U
Aroclor-1260 (PCB-1260)	nc	nc	0.039 U	0.041 U	0.039 U
Total PCBs	1.8	5.3	0.039 U	0.041 U	0.039 U
Metals (mg/kg)					
Aluminum	nc	nc	8,770	14,200	11,800
Antimony	5.4	37	7.0 U	7.5 U	7.1 U
Arsenic	3.9	5.8	**6.9**[ab]	**10.5**[ab]	**10.2**[ab]
Cadmium	7.5	77	0.59 U	0.63 U	0.59 U
Chromium Total	nc	nc	11.6	17.6	18.2
Cobalt	nc	nc	8.1	8.3	6.7
Copper	920	2,900	13.0	20.1	22.3
Iron	nc	nc	13,700	23,800	20,900
Lead	81	230	36.2 J	12.7	13.8
Manganese	nc	nc	456	361	272
Mercury	nc	nc	0.12 U	0.13 U	0.12 U
Nickel	950	2,700	14.3	21.4	29.8
Potassium	nc	nc	1,160	1,450	1,430
Selenium	5.2	53	0.59 U	0.63 U	0.59 U
Silver	31	87	1.2 U	1.3 U	1.2 U
Sodium	nc	nc	587 U	627 U	593 U
Thallium	2.8	10	1.2 U	1.3 U	1.2 U
Vanadium	nc	nc	20.6	31.0	29.2
Zinc	10,000	10,000	54.7	58.7	77.4

Notes:
See Notes on Table 3.7

TABLE 3.4b

SOIL SAMPLE SVOC, PCBs, AND METALS ANALYTICAL RESULTS – AOI 31
CURRENT CONDITIONS REPORT SUPPLEMENT
FORMER MANUAL TRANSMISSIONS OF MUNCIE
MUNCIE, INDIANA

Sample Location:	*IDEM*	*IDEM*	*Y-1,Y-2,Y-3,Y-4*	*Z-1,Z-2,Z-3,Z-4*
Sample ID:	*RISC*	*RISC*	*S-017324-111908-NH-016*	*S-017324-111908-NH-018*
Sample Date:	*RDCL*	*IDCL*	*11/19/2008*	*11/19/2008*
Sample Depth (feet bgs):	*a*	*b*	*(0-2)*	*(0-2)*
SVOCs (mg/kg)				
Acenaphthene	130	1.800	0.41 U	0.41 U
Acenaphthylene	18	180	0.41 U	0.41 U
Acetophenone	nc	nc	0.082 U	0.082 U
Anthracene	2,000	2,000	0.41 U	0.41 U
Atrazine	0.048	0.21	0.41 U	0.41 U
Benzaldehyde	nc	nc	0.41 U	0.41 U
Benzo(a)anthracene	5	15	0.41 U	0.41 U
Benzo(a)pyrene	0.5	1.5	0.41 U	0.41 U
Benzo(b)fluoranthene	5	15	0.41 U	0.41 U
Benzo(g,h,i)perylene	nc	nc	0.41 U	0.41 U
Benzo(k)fluoranthene	50	150	0.41 U	0.41 U
Biphenyl	nc	nc	0.41 U	0.41 U
4-Bromophenyl phenyl ether	nc	nc	0.41 U	0.41 U
Butyl benzylphthalate	310	310	0.41 U	0.41 U
Caprolactam	nc	nc	0.41 U	0.41 U
Carbazole	5.9	20	0.41 U	0.41 U
4-Chloro-3-methylphenol	nc	nc	0.41 U	0.41 U
4-Chloroaniline	0.97	2.7	0.41 U	0.41 U
bis(2-Chloroethoxy)methane	nc	nc	0.41 U	0.41 U
bis(2-Chloroethyl)ether	0.0007	0.012	0.41 U	0.41 U
2-Chloronaphthalene	42	560	0.41 U	0.41 U
2-Chlorophenol	0.75	10	0.41 U	0.41 U
4-Chlorophenyl phenyl ether	nc	nc	0.41 U	0.41 U
Chrysene	500	1,500	0.41 U	0.41 U
Dibenz(a,h)anthracene	0.5	1.5	0.41 U	0.41 U
Dibenzofuran	4.9	65	0.41 U	0.41 U
3,3'-Dichlorobenzidine	0.062	0.21	2 U	2 U
2,4-Dichlorophenol	1.1	3	0.41 U	0.41 U
Diethyl phthalate	450	840	0.41 U	0.41 U
Dimethyl phthalate	1,100	1,100	0.41 U	0.41 U
2,4-Dimethylphenol	9	25	0.41 U	0.41 U
Di-n-butylphthalate	760	760	0.41 U	0.41 U
4,6-Dinitro-2-methylphenol	nc	nc	2 U	2 U
2,4-Dinitrophenol	0.29	0.82	2 U	2 U
2,4-Dinitrotoluene	nc	nc	0.41 U	0.41 U
2,6-Dinitrotoluene	nc	nc	0.41 U	0.41 U
Di-n-octyl phthalate	2,000	2,000	0.41 U	0.41 U
bis(2-Ethylhexyl)phthalate	300	980	0.41 U	0.41 U
Fluoranthene	2,000	2,000	0.41 U	0.41 U
Fluorene	170	2,000	0.41 U	0.41 U
Hexachlorobenzene	2.2	3.9	0.41 U	0.41 U
Hexachlorobutadiene	24	66	0.41 U	0.41 U
Hexachlorocyclopentadiene	400	720	2 U	2 U
Hexachloroethane	2.8	7.7	0.41 U	0.41 U
Indeno(1,2,3-cd)pyrene	5	15	0.41 U	0.41 U
Isophorone	5.3	18	0.41 U	0.41 U
2-Methylnaphthalene	3.1	42	0.41 U	0.41 U
2-Methylphenol	14	39	0.41 U	0.41 U
4-Methylphenol	1.1	3	0.41 U	0.41 U
Naphthalene	0.7	170	0.41 U	0.41 U
2-Nitroaniline	0.67	1.9	2 U	2 U
3-Nitroaniline	nc	nc	2 U	2 U
4-Nitroaniline	nc	nc	2 U	2 U
Nitrobenzene	0.028	0.34	0.41 U	0.41 U
2-Nitrophenol	nc	nc	0.41 U	0.41 U
4-Nitrophenol	nc	nc	2 U	2 U
N-Nitrosodi-n-propylamine	0.0006	0.002	0.41 U	0.41 U
N-Nitrosodiphenylamine	9.7	32	0.41 U	0.41 U
2,2'-oxybis(1-Chloropropane)	0.027	0.26	0.41 U	0.41 U
Pentachlorophenol	0.028	0.66	0.41 U	0.41 U
Phenanthrene	13	170	0.41 U	0.41 U
Phenol	56	160	0.41 U	0.41 U
Pyrene	2,000	2,000	0.41 U	0.41 U
2,4,5-Trichlorophenol	250	690	0.41 U	0.41 U
2,4,6-Trichlorophenol	0.07	0.2	0.41 U	0.41 U

TABLE 3.4b

SOIL SAMPLE SVOC, PCBs, AND METALS ANALYTICAL RESULTS – AOI 31
CURRENT CONDITIONS REPORT SUPPLEMENT
FORMER MANUAL TRANSMISSIONS OF MUNCIE
MUNCIE, INDIANA

Sample Location:	*IDEM*	*IDEM*	*Y-1,Y-2,Y-3,Y-4*	*Z-1,Z-2,Z-3,Z-4*
Sample ID:	*RISC*	*RISC*	*S-017324-111908-NH-016*	*S-017324-111908-NH-018*
Sample Date:	*RDCL*	*IDCL*	*11/19/2008*	*11/19/2008*
Sample Depth (feet bgs):	*a*	*b*	*(0-2)*	*(0-2)*
PCBs (mg/kg)				
Aroclor-1016 (PCB-1016)	nc	nc	0.041 U	0.041 U
Aroclor-1221 (PCB-1221)	nc	nc	0.041 U	0.041 U
Aroclor-1232 (PCB-1232)	nc	nc	0.041 U	0.041 U
Aroclor-1242 (PCB-1242)	nc	nc	0.041 U	0.041 U
Aroclor-1248 (PCB-1248)	nc	nc	0.041 U	0.041 U
Aroclor-1254 (PCB-1254)	nc	nc	0.041 U	0.041 U
Aroclor-1260 (PCB-1260)	nc	nc	0.041 U	0.041 U
Total PCBs	1.8	5.3	0.041 U	0.041 U
Metals (mg/kg)				
Aluminum	nc	nc	12,400	12,800
Antimony	5.4	37	7.4 U	7.4 U
Arsenic	3.9	5.8	**7.8**[ab]	**10.1**[ab]
Cadmium	7.5	77	0.62 U	0.62 U
Chromium Total	nc	nc	14.7	18.5
Cobalt	nc	nc	9.9	8.5
Copper	920	2,900	11.8	24.7
Iron	nc	nc	18,200	23,000
Lead	81	230	13.6	12.9
Manganese	nc	nc	606	282
Mercury	nc	nc	0.12 U	0.12 U
Nickel	950	2,700	12.5	27.4
Potassium	nc	nc	916	1,240
Selenium	5.2	53	0.62 U	0.62 U
Silver	31	87	1.2 U	1.2 U
Sodium	nc	nc	615 U	619 U
Thallium	2.8	10	1.2 U	1.2 U
Vanadium	nc	nc	28.9	31.9
Zinc	10,000	10,000	46.2	76.8

Notes:
See Notes on Table 3.7

TABLE 3.5

GROUNDWATER SAMPLE ANALYTICAL RESULTS – AOI 35
CURRENT CONDITIONS REPORT SUPPLEMENT
FORMER MANUAL TRANSMISSIONS OF MUNCIE
MUNCIE, INDIANA

Sample Location:		*IDEM*	*IDEM*	*B-1*	*B-1*	*B-1*	*B-1*	*B-2*
Sample ID:		*RISC*	*RISC*	*B-1*	*B-1*	*B1A*	*B1B*	*B2*
Sample Date:		*RDCL*	*IDCL*	*6/1/1978*	*10/24/1979*	*4/19/1978*	*4/26/1978*	*4/19/1978*
Sample Type:	*Units*	*a*	*b*					
Volatile Organic Compounds								
Benzene	ug/L	5	52	--	--	--	--	--
1,2-Dichloroethane	ug/L	5	31	--	--	--	--	--
1,1-Dichloroethene	ug/L	7	5100	--	--	--	--	--
cis-1,2-Dichloroethene	ug/L	70	1000	--	--	--	--	--
trans-1,2-Dichloroethene	ug/L	100	2000	--	--	--	--	--
Ethylbenzene	ug/L	700	10000	--	--	--	--	--
Methylene chloride	ug/L	5	380	--	--	--	--	--
Tetrachloroethene	ug/L	5	55	--	--	--	--	--
Trichloroethene	ug/L	5	31	--	--	--	--	--
Vinyl chloride	ug/L	2	4	--	--	--	--	--
Semi-Volatile Organic Compounds								
Indeno(1,2,3-cd)pyrene	mg/L	0.0012	0.0039	--	--	--	--	--
Polychlorinated Biphenyls								
Total PCBs	mg/L	0.0005	0.0014	**0.0044**[ab]	0.2 U	0.0002	0.0001 U	0.0002
Metals								
Arsenic	mg/L	0.01	0.01	**0.06**[ab]	--	--	--	--
Arsenic (Dissolved)	mg/L	0.01	0.01	--	0.01	0.003 U	0.003 U	0.003 U
Cadmium	mg/L	0.005	0.051	0.01 U	--	--	--	--
Cadmium (Dissolved)	mg/L	0.005	0.051	**0.01**[a]	0.01 U	0.01 U	0.01 U	0.01 U
Lead	mg/L	0.015	0.042	**1.4**[ab]	--	--	--	--
Lead (Dissolved)	mg/L	0.015	0.042	0.2 U	0.08 U	0.05 U	0.05 U	0.05 U

Notes:

See Notes on Table 3.7

TABLE 3.5

GROUNDWATER SAMPLE ANALYTICAL RESULTS – AOI 35
CURRENT CONDITIONS REPORT SUPPLEMENT
FORMER MANUAL TRANSMISSIONS OF MUNCIE
MUNCIE, INDIANA

Sample Location:		*IDEM*	*IDEM*	*B-2*	*B-2*	*B-3*	*B-3*	*B-3*
Sample ID:		*RISC*	*RISC*	*B2*	*B-2*	*B3*	*B3*	*B-3*
Sample Date:		*RDCL*	*IDCL*	*4/26/1978*	*6/1/1978*	*4/19/1978*	*4/26/1978*	*6/1/1978*
Sample Type:	*Units*	*a*	*b*					
Volatile Organic Compounds								
Benzene	ug/L	5	52	--	--	--	--	--
1,2-Dichloroethane	ug/L	5	31	--	--	--	--	--
1,1-Dichloroethene	ug/L	7	5100	--	--	--	--	--
cis-1,2-Dichloroethene	ug/L	70	1000	--	--	--	--	--
trans-1,2-Dichloroethene	ug/L	100	2000	--	--	--	--	--
Ethylbenzene	ug/L	700	10000	--	--	--	--	--
Methylene chloride	ug/L	5	380	--	--	--	--	--
Tetrachloroethene	ug/L	5	55	--	--	--	--	--
Trichloroethene	ug/L	5	31	--	--	--	--	--
Vinyl chloride	ug/L	2	4	--	--	--	--	--
Semi-Volatile Organic Compounds								
Indeno(1,2,3-cd)pyrene	mg/L	0.0012	0.0039	--	--	--	--	--
Polychlorinated Biphenyls								
Total PCBs	mg/L	0.0005	0.0014	0.0001 U	**0.008**[ab]	0.0003	0.0003	0.0004
Metals								
Arsenic	mg/L	0.01	0.01	--	**0.2**[ab]	--	--	**0.65**[ab]
Arsenic (Dissolved)	mg/L	0.01	0.01	0.003 U	--	0.003 U	0.003 U	--
Cadmium	mg/L	0.005	0.051	--	0.01 U	--	--	**0.05**[a]
Cadmium (Dissolved)	mg/L	0.005	0.051	0.01 U	**0.01**[a]	0.01 U	0.01 U	--
Lead	mg/L	0.015	0.042	--	**2.0**[ab]	--	--	**2.7**[ab]
Lead (Dissolved)	mg/L	0.015	0.042	0.05 U	**0.2**[ab]	0.05 U	0.05 U	0.2 U

Notes:

See Notes on Table 3.7

TABLE 3.5

GROUNDWATER SAMPLE ANALYTICAL RESULTS – AOI 35
CURRENT CONDITIONS REPORT SUPPLEMENT
FORMER MANUAL TRANSMISSIONS OF MUNCIE
MUNCIE, INDIANA

Sample Location:		*IDEM*	*IDEM*	*B-3*	*B-4*	*B-4*	*B-4*	*B-5*
Sample ID:		*RISC*	*RISC*	*B-3*	*B4*	*B4*	*B-4*	*B5*
Sample Date:		*RDCL*	*IDCL*	*10/24/1979*	*4/19/1978*	*4/26/1978*	*6/1/1978*	*4/19/1978*
Sample Type:	*Units*	*a*	*b*					
Volatile Organic Compounds								
Benzene	ug/L	5	52	--	--	--	--	--
1,2-Dichloroethane	ug/L	5	31	--	--	--	--	--
1,1-Dichloroethene	ug/L	7	5100	--	--	--	--	--
cis-1,2-Dichloroethene	ug/L	70	1000	--	--	--	--	--
trans-1,2-Dichloroethene	ug/L	100	2000	--	--	--	--	--
Ethylbenzene	ug/L	700	10000	--	--	--	--	--
Methylene chloride	ug/L	5	380	--	--	--	--	--
Tetrachloroethene	ug/L	5	55	--	--	--	--	--
Trichloroethene	ug/L	5	31	--	--	--	--	--
Vinyl chloride	ug/L	2	4	--	--	--	--	--
Semi-Volatile Organic Compounds								
Indeno(1,2,3-cd)pyrene	mg/L	0.0012	0.0039	--	--	--	--	--
Polychlorinated Biphenyls								
Total PCBs	mg/L	0.0005	0.0014	0.2 U	0.0002	0.0001 U	0.0004	0.0002
Metals								
Arsenic	mg/L	0.01	0.01	--	--	--	0.003 U	--
Arsenic (Dissolved)	mg/L	0.01	0.01	0.003 U	0.003 U	0.003 U	--	0.003 U
Cadmium	mg/L	0.005	0.051	--	--	--	**0.01**[a]	--
Cadmium (Dissolved)	mg/L	0.005	0.051	0.01 U	0.01 U	0.01 U	**0.01**[a]	0.01 U
Lead	mg/L	0.015	0.042	--	--	--	**0.6**[ab]	--
Lead (Dissolved)	mg/L	0.015	0.042	0.08 U	0.05 U	0.05 U	**0.2**[ab]	0.05 U

Notes:

See Notes on Table 3.7

TABLE 3.5

GROUNDWATER SAMPLE ANALYTICAL RESULTS – AOI 35
CURRENT CONDITIONS REPORT SUPPLEMENT
FORMER MANUAL TRANSMISSIONS OF MUNCIE
MUNCIE, INDIANA

Sample Location:		*IDEM*	*IDEM*	*B-5*	*B-5*	*B-5*	*B-6*	*B-6*
Sample ID:		*RISC*	*RISC*	*B5*	*B-5*	*B-5*	*B6*	*B6*
Sample Date:		*RDCL*	*IDCL*	*4/26/1978*	*6/1/1978*	*10/24/1979*	*4/19/1978*	*4/26/1978*
Sample Type:	*Units*	*a*	*b*					
Volatile Organic Compounds								
Benzene	ug/L	5	52	--	--	--	--	--
1,2-Dichloroethane	ug/L	5	31	--	--	--	--	--
1,1-Dichloroethene	ug/L	7	5100	--	--	--	--	--
cis-1,2-Dichloroethene	ug/L	70	1000	--	--	--	--	--
trans-1,2-Dichloroethene	ug/L	100	2000	--	--	--	--	--
Ethylbenzene	ug/L	700	10000	--	--	--	--	--
Methylene chloride	ug/L	5	380	--	--	--	--	--
Tetrachloroethene	ug/L	5	55	--	--	--	--	--
Trichloroethene	ug/L	5	31	--	--	--	--	--
Vinyl chloride	ug/L	2	4	--	--	--	--	--
Semi-Volatile Organic Compounds								
Indeno(1,2,3-cd)pyrene	mg/L	0.0012	0.0039	--	--	--	--	--
Polychlorinated Biphenyls								
Total PCBs	mg/L	0.0005	0.0014	0.0002	**0.0006**[a]	0.2 U	**0.0006**[a]	0.0001 U
Metals								
Arsenic	mg/L	0.01	0.01	--	0.007	--	--	--
Arsenic (Dissolved)	mg/L	0.01	0.01	0.003 U	--	0.01	0.003 U	0.003 U
Cadmium	mg/L	0.005	0.051	--	**0.01**[a]	--	--	--
Cadmium (Dissolved)	mg/L	0.005	0.051	0.01 U	0.05 U	0.01 U	0.01 U	0.01 U
Lead	mg/L	0.015	0.042	--	**0.6**[ab]	--	--	--
Lead (Dissolved)	mg/L	0.015	0.042	0.05 U	**0.4**[ab]	0.08 U	0.05 U	0.05 U

Notes:

See Notes on Table 3.7

TABLE 3.5

GROUNDWATER SAMPLE ANALYTICAL RESULTS – AOI 35
CURRENT CONDITIONS REPORT SUPPLEMENT
FORMER MANUAL TRANSMISSIONS OF MUNCIE
MUNCIE, INDIANA

Sample Location:		*IDEM*	*IDEM*	*B-6*	*B-6*	*B-7*	*B-7*	*B-7*
Sample ID:		*RISC*	*RISC*	*B-6*	*B-6*	*B7*	*B7*	*B-7*
Sample Date:		*RDCL*	*IDCL*	*6/1/1978*	*10/24/1979*	*4/19/1978*	*4/26/1978*	*10/24/1979*
Sample Type:	*Units*	*a*	*b*					
Volatile Organic Compounds								
Benzene	ug/L	5	52	--	--	--	--	--
1,2-Dichloroethane	ug/L	5	31	--	--	--	--	--
1,1-Dichloroethene	ug/L	7	5100	--	--	--	--	--
cis-1,2-Dichloroethene	ug/L	70	1000	--	--	--	--	--
trans-1,2-Dichloroethene	ug/L	100	2000	--	--	--	--	--
Ethylbenzene	ug/L	700	10000	--	--	--	--	--
Methylene chloride	ug/L	5	380	--	--	--	--	--
Tetrachloroethene	ug/L	5	55	--	--	--	--	--
Trichloroethene	ug/L	5	31	--	--	--	--	--
Vinyl chloride	ug/L	2	4	--	--	--	--	--
Semi-Volatile Organic Compounds								
Indeno(1,2,3-cd)pyrene	mg/L	0.0012	0.0039	--	--	--	--	--
Polychlorinated Biphenyls								
Total PCBs	mg/L	0.0005	0.0014	**0.0006**[a]	0.2 U	0.0003	**0.001**[a]	0.2 U
Metals								
Arsenic	mg/L	0.01	0.01	0.003 U	--	--	--	--
Arsenic (Dissolved)	mg/L	0.01	0.01	--	0.003 U	0.003 U	0.003 U	0.01
Cadmium	mg/L	0.005	0.051	0.01 U	--	--	--	--
Cadmium (Dissolved)	mg/L	0.005	0.051	0.05 U	0.01 U	0.01 U	0.01 U	0.01 U
Lead	mg/L	0.015	0.042	**0.3**[ab]	--	--	--	--
Lead (Dissolved)	mg/L	0.015	0.042	**0.2**[ab]	0.08 U	0.05 U	0.05 U	0.08 U

Notes:

See Notes on Table 3.7

TABLE 3.5

GROUNDWATER SAMPLE ANALYTICAL RESULTS – AOI 35
CURRENT CONDITIONS REPORT SUPPLEMENT
FORMER MANUAL TRANSMISSIONS OF MUNCIE
MUNCIE, INDIANA

Sample Location:		*IDEM*	*IDEM*	*B-7A*	*B-7A*	*B-7A*	*B-8*	*B-8*
Sample ID:		*RISC*	*RISC*	*B7A*	*B7A*	*B-7A*	*B8*	*B8*
Sample Date:		*RDCL*	*IDCL*	*4/19/1978*	*4/26/1978*	*10/24/1979*	*4/19/1978*	*4/26/1978*
Sample Type:	*Units*	*a*	*b*					
Volatile Organic Compounds								
Benzene	ug/L	5	52	--	--	--	--	--
1,2-Dichloroethane	ug/L	5	31	--	--	--	--	--
1,1-Dichloroethene	ug/L	7	5100	--	--	--	--	--
cis-1,2-Dichloroethene	ug/L	70	1000	--	--	--	--	--
trans-1,2-Dichloroethene	ug/L	100	2000	--	--	--	--	--
Ethylbenzene	ug/L	700	10000	--	--	--	--	--
Methylene chloride	ug/L	5	380	--	--	--	--	--
Tetrachloroethene	ug/L	5	55	--	--	--	--	--
Trichloroethene	ug/L	5	31	--	--	--	--	--
Vinyl chloride	ug/L	2	4	--	--	--	--	--
Semi-Volatile Organic Compounds								
Indeno(1,2,3-cd)pyrene	mg/L	0.0012	0.0039	--	--	--	--	--
Polychlorinated Biphenyls								
Total PCBs	mg/L	0.0005	0.0014	0.0001	0.0003	0.0002 U	0.0004	0.0001 U
Metals								
Arsenic	mg/L	0.01	0.01	--	--	--	--	--
Arsenic (Dissolved)	mg/L	0.01	0.01	0.003 U	0.003 U	0.003 U	0.003 U	0.003 U
Cadmium	mg/L	0.005	0.051	--	--	--	--	--
Cadmium (Dissolved)	mg/L	0.005	0.051	0.01 U	0.01 U	0.01 U	0.01 U	0.01 U
Lead	mg/L	0.015	0.042	--	--	--	--	--
Lead (Dissolved)	mg/L	0.015	0.042	0.05 U	0.05 U	0.08 U	0.05 U	0.05 U

Notes:

See Notes on Table 3.7

TABLE 3.5

GROUNDWATER SAMPLE ANALYTICAL RESULTS – AOI 35
CURRENT CONDITIONS REPORT SUPPLEMENT
FORMER MANUAL TRANSMISSIONS OF MUNCIE
MUNCIE, INDIANA

Sample Location:		*IDEM*	*IDEM*	*B-8*	*B-8A*	*B-8A*	*B-9*	*B-9*
Sample ID:		*RISC*	*RISC*	*B-8*	*B8A*	*B8A*	*B9*	*B9*
Sample Date:		*RDCL*	*IDCL*	*10/24/1979*	*4/19/1978*	*4/26/1978*	*4/19/1978*	*4/26/1978*
Sample Type:	*Units*	*a*	*b*					
Volatile Organic Compounds								
Benzene	ug/L	5	52	--	--	--	--	--
1,2-Dichloroethane	ug/L	5	31	--	--	--	--	--
1,1-Dichloroethene	ug/L	7	5100	--	--	--	--	--
cis-1,2-Dichloroethene	ug/L	70	1000	--	--	--	--	--
trans-1,2-Dichloroethene	ug/L	100	2000	--	--	--	--	--
Ethylbenzene	ug/L	700	10000	--	--	--	--	--
Methylene chloride	ug/L	5	380	--	--	--	--	--
Tetrachloroethene	ug/L	5	55	--	--	--	--	--
Trichloroethene	ug/L	5	31	--	--	--	--	--
Vinyl chloride	ug/L	2	4	--	--	--	--	--
Semi-Volatile Organic Compounds								
Indeno(1,2,3-cd)pyrene	mg/L	0.0012	0.0039	--	--	--	--	--
Polychlorinated Biphenyls								
Total PCBs	mg/L	0.0005	0.0014	0.2 U	**0.0156**[ab]	0.0001 U	**0.002**[ab]	0.0001 U
Metals								
Arsenic	mg/L	0.01	0.01	--	--	--	--	--
Arsenic (Dissolved)	mg/L	0.01	0.01	0.01	0.003 U	0.003 U	0.003 U	0.003 U
Cadmium	mg/L	0.005	0.051	--	--	--	--	--
Cadmium (Dissolved)	mg/L	0.005	0.051	0.01 U	0.01 U	0.01 U	0.01 U	0.01 U
Lead	mg/L	0.015	0.042	--	--	--	--	--
Lead (Dissolved)	mg/L	0.015	0.042	0.08 U	0.05 U	0.05 U	0.05 U	0.05 U

Notes:

See Notes on Table 3.7

TABLE 3.5

GROUNDWATER SAMPLE ANALYTICAL RESULTS – AOI 35
CURRENT CONDITIONS REPORT SUPPLEMENT
FORMER MANUAL TRANSMISSIONS OF MUNCIE
MUNCIE, INDIANA

Sample Location:		*IDEM*	*IDEM*	*B-9A*	*B-9A*	*B-10*	*B-10*	*B-10*
Sample ID:		*RISC*	*RISC*	*B9A*	*B9A*	*B10*	*B10A*	*B10B*
Sample Date:		*RDCL*	*IDCL*	*4/19/1978*	*4/26/1978*	*4/19/1978*	*4/19/1978*	*4/19/1978*
Sample Type:	*Units*	*a*	*b*					
Volatile Organic Compounds								
Benzene	ug/L	5	52	--	--	--	--	--
1,2-Dichloroethane	ug/L	5	31	--	--	--	--	--
1,1-Dichloroethene	ug/L	7	5100	--	--	--	--	--
cis-1,2-Dichloroethene	ug/L	70	1000	--	--	--	--	--
trans-1,2-Dichloroethene	ug/L	100	2000	--	--	--	--	--
Ethylbenzene	ug/L	700	10000	--	--	--	--	--
Methylene chloride	ug/L	5	380	--	--	--	--	--
Tetrachloroethene	ug/L	5	55	--	--	--	--	--
Trichloroethene	ug/L	5	31	--	--	--	--	--
Vinyl chloride	ug/L	2	4	--	--	--	--	--
Semi-Volatile Organic Compounds								
Indeno(1,2,3-cd)pyrene	mg/L	0.0012	0.0039	--	--	--	--	--
Polychlorinated Biphenyls								
Total PCBs	mg/L	0.0005	0.0014	**0.0007**[a]	0.0001 U	0.0002	0.0004	**0.0006**[a]
Metals								
Arsenic	mg/L	0.01	0.01	--	--	--	--	--
Arsenic (Dissolved)	mg/L	0.01	0.01	0.003 U	0.003 U	0.003 U	0.003 U	0.003 U
Cadmium	mg/L	0.005	0.051	--	--	--	--	--
Cadmium (Dissolved)	mg/L	0.005	0.051	0.01 U	0.01 U	0.01 U	0.01 U	0.01 U
Lead	mg/L	0.015	0.042	--	--	--	--	--
Lead (Dissolved)	mg/L	0.015	0.042	0.05 U	0.05 U	0.05 U	0.05 U	0.05 U

Notes:

See Notes on Table 3.7

TABLE 3.5

GROUNDWATER SAMPLE ANALYTICAL RESULTS – AOI 35
CURRENT CONDITIONS REPORT SUPPLEMENT
FORMER MANUAL TRANSMISSIONS OF MUNCIE
MUNCIE, INDIANA

Sample Location:		*IDEM*	*IDEM*	*BH-1*	*BH-2*	*BH-3*	*BH-7*	*BH-9*
Sample ID:		*RISC*	*RISC*	*GW-17330-110404-TP-005*	*GW-17330-110504-TP-006*	*GW-17330-110504-TP-007*	*GW-17330-110404-TP-001*	*GW-17330-110404-TP-004*
Sample Date:		*RDCL*	*IDCL*	*11/4/2004*	*11/5/2004*	*11/5/2004*	*11/4/2004*	*11/4/2004*
Sample Type:	*Units*	*a*	*b*					
Volatile Organic Compounds								
Benzene	ug/L	5	52	0.54 J	**12**[a]	4.7	0.38 J	**2100**[ab]
1,2-Dichloroethane	ug/L	5	31	--	--	--	--	--
1,1-Dichloroethene	ug/L	7	5100	--	--	--	--	--
cis-1,2-Dichloroethene	ug/L	70	1000	--	--	--	--	--
trans-1,2-Dichloroethene	ug/L	100	2000	--	--	--	--	--
Ethylbenzene	ug/L	700	10000	1.0 U	0.58 J	0.22 J	1.0 U	**1200**[a]
Methylene chloride	ug/L	5	380	--	--	--	--	--
Tetrachloroethene	ug/L	5	55	--	--	--	--	--
Trichloroethene	ug/L	5	31	--	--	--	--	--
Vinyl chloride	ug/L	2	4	--	--	--	--	--
Semi-Volatile Organic Compounds								
Indeno(1,2,3-cd)pyrene	mg/L	0.0012	0.0039	--	--	--	--	--
Polychlorinated Biphenyls								
Total PCBs	mg/L	0.0005	0.0014	--	--	--	--	--
Metals								
Arsenic	mg/L	0.01	0.01	--	--	--	--	--
Arsenic (Dissolved)	mg/L	0.01	0.01	--	--	--	--	--
Cadmium	mg/L	0.005	0.051	--	--	--	--	--
Cadmium (Dissolved)	mg/L	0.005	0.051	--	--	--	--	--
Lead	mg/L	0.015	0.042	--	--	--	--	--
Lead (Dissolved)	mg/L	0.015	0.042	--	--	--	--	--

Notes:

See Notes on Table 3.7

TABLE 3.5

GROUNDWATER SAMPLE ANALYTICAL RESULTS – AOI 35
CURRENT CONDITIONS REPORT SUPPLEMENT
FORMER MANUAL TRANSMISSIONS OF MUNCIE
MUNCIE, INDIANA

Sample Location:		*IDEM*	*IDEM*	*BH-13*	*BH-15*	*BH-15*	*BH-16*	*BH-17*
Sample ID:		*RISC*	*RISC*	*GW-017330-072105-TP-001*	*GW-017330-072105-TP-002*	*GW-017330-072105-TP-003*	*GW-017330-072105-TP-004*	*GW-017330-072105-TP-005*
Sample Date:		*RDCL*	*IDCL*	*7/21/2005*	*7/21/2005*	*7/21/2005*	*7/21/2005*	*7/21/2005*
Sample Type:	*Units*	*a*	*b*			*Duplicate*		
Volatile Organic Compounds								
Benzene	ug/L	5	52	1.0 U	**46**[a]	**43**[a]	1.7	0.63 J
1,2-Dichloroethane	ug/L	5	31	--	--	--	--	--
1,1-Dichloroethene	ug/L	7	5100	--	--	--	--	--
cis-1,2-Dichloroethene	ug/L	70	1000	--	--	--	--	--
trans-1,2-Dichloroethene	ug/L	100	2000	--	--	--	--	--
Ethylbenzene	ug/L	700	10000	1.0 U	0.39 J	0.38 J	1.0 U	1.7 U
Methylene chloride	ug/L	5	380	--	--	--	--	--
Tetrachloroethene	ug/L	5	55	--	--	--	--	--
Trichloroethene	ug/L	5	31	--	--	--	--	--
Vinyl chloride	ug/L	2	4	--	--	--	--	--
Semi-Volatile Organic Compounds								
Indeno(1,2,3-cd)pyrene	mg/L	0.0012	0.0039	--	--	--	--	--
Polychlorinated Biphenyls								
Total PCBs	mg/L	0.0005	0.0014	--	--	--	--	--
Metals								
Arsenic	mg/L	0.01	0.01	--	--	--	--	--
Arsenic (Dissolved)	mg/L	0.01	0.01	--	--	--	--	--
Cadmium	mg/L	0.005	0.051	--	--	--	--	--
Cadmium (Dissolved)	mg/L	0.005	0.051	--	--	--	--	--
Lead	mg/L	0.015	0.042	--	--	--	--	--
Lead (Dissolved)	mg/L	0.015	0.042	--	--	--	--	--

Notes:

See Notes on Table 3.7

TABLE 3.5

GROUNDWATER SAMPLE ANALYTICAL RESULTS – AOI 35
CURRENT CONDITIONS REPORT SUPPLEMENT
FORMER MANUAL TRANSMISSIONS OF MUNCIE
MUNCIE, INDIANA

Sample Location:		*IDEM*	*IDEM*	*BH-19*	*BH-19*	*BH-20*	*MW-1*	*MW-1*
Sample ID:		*RISC*	*RISC*	*GW-017330-072105-TP-006*	*GW-017330-072105-TP-007*	*GW-017330-072105-TP-008*	*MW-1*	*MW-1*
Sample Date:		*RDCL*	*IDCL*	*7/21/2005*	*7/21/2005*	*7/21/2005*	*11/1/1988*	*1/1/1990*
Sample Type:	*Units*	*a*	*b*		*Duplicate*			
Volatile Organic Compounds								
Benzene	ug/L	5	52	1.0 U	--	0.34 J	5 U	--
1,2-Dichloroethane	ug/L	5	31	--	--	--	5 U	U
1,1-Dichloroethene	ug/L	7	5100	--	--	--	5 U	--
cis-1,2-Dichloroethene	ug/L	70	1000	--	--	--	--	--
trans-1,2-Dichloroethene	ug/L	100	2000	--	--	--	5 U	--
Ethylbenzene	ug/L	700	10000	1.0 U	--	1.0 U	5 U	--
Methylene chloride	ug/L	5	380	--	--	--	5 U	U
Tetrachloroethene	ug/L	5	55	--	--	--	5 U	U
Trichloroethene	ug/L	5	31	--	--	--	5 U	U
Vinyl chloride	ug/L	2	4	--	--	--	10 U	U
Semi-Volatile Organic Compounds								
Indeno(1,2,3-cd)pyrene	mg/L	0.0012	0.0039	--	--	--	0.01 U	--
Polychlorinated Biphenyls								
Total PCBs	mg/L	0.0005	0.0014	--	--	--	--	--
Metals								
Arsenic	mg/L	0.01	0.01	--	--	--	--	--
Arsenic (Dissolved)	mg/L	0.01	0.01	--	--	--	0.05 U	--
Cadmium	mg/L	0.005	0.051	--	--	--	--	--
Cadmium (Dissolved)	mg/L	0.005	0.051	--	--	--	0.005 U	--
Lead	mg/L	0.015	0.042	--	--	--	--	--
Lead (Dissolved)	mg/L	0.015	0.042	--	--	--	0.05 U	--

Notes:

See Notes on Table 3.7

TABLE 3.5

GROUNDWATER SAMPLE ANALYTICAL RESULTS – AOI 35
CURRENT CONDITIONS REPORT SUPPLEMENT
FORMER MANUAL TRANSMISSIONS OF MUNCIE
MUNCIE, INDIANA

Sample Location:		*IDEM*	*IDEM*	*MW-1*	*MW-1*	*MW-1*	*MW-1*	*MW-1*
Sample ID:		*RISC*	*RISC*	*MW-1(ABANDONED)*	*MW-1(ABANDONED)*	*MW-1(ABANDONED)*	*MW-1(ABANDONED)*	*MW-1(ABANDONED)*
Sample Date:		*RDCL*	*IDCL*	*7/11/1990*	*12/1/1988*	*1/9/1989*	*12/1/1991*	*6/11/1994*
Sample Type:	*Units*	*a*	*b*					
Volatile Organic Compounds								
Benzene	ug/L	5	52	2 U	U	U	U	U
1,2-Dichloroethane	ug/L	5	31	2 U	U	U	U	U
1,1-Dichloroethene	ug/L	7	5100	2 U	U	U	U	U
cis-1,2-Dichloroethene	ug/L	70	1000	--	U	--	--	U
trans-1,2-Dichloroethene	ug/L	100	2000	--	U	U	U	U
Ethylbenzene	ug/L	700	10000	2 U	U	U	U	U
Methylene chloride	ug/L	5	380	2 U	U	U	7[a]	U
Tetrachloroethene	ug/L	5	55	2 U	U	U	U	U
Trichloroethene	ug/L	5	31	2 U	U	U	U	U
Vinyl chloride	ug/L	2	4	2 U	U	U	U	U
Semi-Volatile Organic Compounds								
Indeno(1,2,3-cd)pyrene	mg/L	0.0012	0.0039	--	--	--	--	--
Polychlorinated Biphenyls								
Total PCBs	mg/L	0.0005	0.0014	--	--	--	--	--
Metals								
Arsenic	mg/L	0.01	0.01	--	--	--	--	--
Arsenic (Dissolved)	mg/L	0.01	0.01	--	--	--	--	--
Cadmium	mg/L	0.005	0.051	--	--	--	--	--
Cadmium (Dissolved)	mg/L	0.005	0.051	--	--	--	--	--
Lead	mg/L	0.015	0.042	--	--	--	--	--
Lead (Dissolved)	mg/L	0.015	0.042	--	--	--	--	--

Notes:

See Notes on Table 3.7

TABLE 3.5

GROUNDWATER SAMPLE ANALYTICAL RESULTS – AOI 35
CURRENT CONDITIONS REPORT SUPPLEMENT
FORMER MANUAL TRANSMISSIONS OF MUNCIE
MUNCIE, INDIANA

Sample Location:		*IDEM*	*IDEM*	*MW-2*	*MW-2*	*MW-2*	*MW-2*	*MW-3*
Sample ID:		*RISC*	*RISC*	*MW-2*	*MW-2(ABANDONED)*	*MW-2(ABANDONED)*	*MW-2(ABANDONED)*	*MW-3*
Sample Date:		*RDCL*	*IDCL*	*11/1/1988*	*12/1/1988*	*7/9/1990*	*7/11/1990*	*7/9/1990*
Sample Type:	*Units*	*a*	*b*					
Volatile Organic Compounds								
Benzene	ug/L	5	52	5 U	U	U	2 U	2 U
1,2-Dichloroethane	ug/L	5	31	5 U	U	U	2 U	2 U
1,1-Dichloroethene	ug/L	7	5100	5 U	U	U	2 U	2 U
cis-1,2-Dichloroethene	ug/L	70	1000	--	U	--	--	--
trans-1,2-Dichloroethene	ug/L	100	2000	5 U	U	--	--	--
Ethylbenzene	ug/L	700	10000	5 U	U	U	2 U	2 U
Methylene chloride	ug/L	5	380	5 U	U	U	2 U	2 U
Tetrachloroethene	ug/L	5	55	5 U	U	U	2 U	2 U
Trichloroethene	ug/L	5	31	5 U	U	U	2 U	2 U
Vinyl chloride	ug/L	2	4	10 U	U	U	2 U	2 U
Semi-Volatile Organic Compounds								
Indeno(1,2,3-cd)pyrene	mg/L	0.0012	0.0039	0.01 U	--	--	--	--
Polychlorinated Biphenyls								
Total PCBs	mg/L	0.0005	0.0014	--	--	--	--	--
Metals								
Arsenic	mg/L	0.01	0.01	--	--	--	--	--
Arsenic (Dissolved)	mg/L	0.01	0.01	0.05 U	--	--	--	--
Cadmium	mg/L	0.005	0.051	--	--	--	--	--
Cadmium (Dissolved)	mg/L	0.005	0.051	0.005 U	--	--	--	--
Lead	mg/L	0.015	0.042	--	--	--	--	--
Lead (Dissolved)	mg/L	0.015	0.042	0.05 U	--	--	--	--

Notes:

See Notes on Table 3.7

TABLE 3.5

GROUNDWATER SAMPLE ANALYTICAL RESULTS – AOI 35
CURRENT CONDITIONS REPORT SUPPLEMENT
FORMER MANUAL TRANSMISSIONS OF MUNCIE
MUNCIE, INDIANA

Sample Location:		*IDEM*	*IDEM*	*MW-3*	*MW-3*	*MW-3*	*MW-3*	*MW-3*
Sample ID:		*RISC*	*RISC*	*MW-3*	*MW-3*	*MW-3*	*MW-3*	*MW-3*
Sample Date:		*RDCL*	*IDCL*	*6/1/1994*	*12/1/1988*	*12/1/1991*	*10/1/2000*	*3/26/2001*
Sample Type:	*Units*	*a*	*b*					
Volatile Organic Compounds								
Benzene	ug/L	5	52	U	5 U	U	U	U
1,2-Dichloroethane	ug/L	5	31	U	5 U	U	U	U
1,1-Dichloroethene	ug/L	7	5100	U	5 U	U	U	U
cis-1,2-Dichloroethene	ug/L	70	1000	U	--	--	13	4.5
trans-1,2-Dichloroethene	ug/L	100	2000	U	5 U	U	U	1.8
Ethylbenzene	ug/L	700	10000	U	5 U	U	U	U
Methylene chloride	ug/L	5	380	U	5 U	7[a]	U	U
Tetrachloroethene	ug/L	5	55	U	5 U	U	U	U
Trichloroethene	ug/L	5	31	U	5 U	U	1.9	U
Vinyl chloride	ug/L	2	4	U	10 U	U	U	U
Semi-Volatile Organic Compounds								
Indeno(1,2,3-cd)pyrene	mg/L	0.0012	0.0039	--	0.01 U	--	--	--
Polychlorinated Biphenyls								
Total PCBs	mg/L	0.0005	0.0014	--	--	--	--	--
Metals								
Arsenic	mg/L	0.01	0.01	--	--	--	--	--
Arsenic (Dissolved)	mg/L	0.01	0.01	--	0.05 U	--	--	--
Cadmium	mg/L	0.005	0.051	--	--	--	--	--
Cadmium (Dissolved)	mg/L	0.005	0.051	--	0.005 U	--	--	--
Lead	mg/L	0.015	0.042	--	--	--	--	--
Lead (Dissolved)	mg/L	0.015	0.042	--	0.05 U	--	--	--

Notes:

See Notes on Table 3.7

TABLE 3.5

GROUNDWATER SAMPLE ANALYTICAL RESULTS – AOI 35
CURRENT CONDITIONS REPORT SUPPLEMENT
FORMER MANUAL TRANSMISSIONS OF MUNCIE
MUNCIE, INDIANA

Sample Location:		*IDEM*	*IDEM*	*MW-3*	*MW-3*	*MW-3*	*MW-3*	*MW-3*
Sample ID:		*RISC*	*RISC*	*GW-17330-100902-EH-004*	*GW-072004-MR-004*	*GW-017330-042605-TP-004*	*GW-017330-101805-MM-003*	*GW-017330-050906-NH-003*
Sample Date:		*RDCL*	*IDCL*	*10/9/2002*	*7/20/2004*	*4/26/2005*	*10/18/2005*	*5/9/2006*
Sample Type:	*Units*	*a*	*b*					
Volatile Organic Compounds								
Benzene	ug/L	5	52	1.0 U	1.0 U	1.0 U	1.0 U	1 U
1,2-Dichloroethane	ug/L	5	31	1.0 U	1.0 U	1.0 U	1.0 U	1 U
1,1-Dichloroethene	ug/L	7	5100	1.0 U	1.0 U	1.0 U	1.0 U	1 U
cis-1,2-Dichloroethene	ug/L	70	1000	1.0 U	0.96 J	1.0 U	1.0 U	1 U
trans-1,2-Dichloroethene	ug/L	100	2000	1.0 U	1.0 U	1.0 U	1.0 U	1 U
Ethylbenzene	ug/L	700	10000	1.0 U	1.0 U	1.0 U	1.0 U	1 U
Methylene chloride	ug/L	5	380	5.0 U	1.0 U	1.0 U	1.0 U	1 UJ
Tetrachloroethene	ug/L	5	55	1.0 U	1.0 U	1.0 U	1.0 U	1 U
Trichloroethene	ug/L	5	31	1.0 U	0.29 J	1.0 U	1.0 U	1 U
Vinyl chloride	ug/L	2	4	1.0 U	1.0 U	1.0 U	1.0 U	1 U
Semi-Volatile Organic Compounds								
Indeno(1,2,3-cd)pyrene	mg/L	0.0012	0.0039	--	--	--	--	0.0002 U
Polychlorinated Biphenyls								
Total PCBs	mg/L	0.0005	0.0014	--	--	--	--	--
Metals								
Arsenic	mg/L	0.01	0.01	--	--	--	--	**0.0103[ab]**
Arsenic (Dissolved)	mg/L	0.01	0.01	--	--	--	--	**0.0106[ab]**
Cadmium	mg/L	0.005	0.051	--	--	--	--	0.0011 J
Cadmium (Dissolved)	mg/L	0.005	0.051	--	--	--	--	0.005 U
Lead	mg/L	0.015	0.042	--	--	--	--	0.0037
Lead (Dissolved)	mg/L	0.015	0.042	--	--	--	--	0.003 U

Notes:

See Notes on Table 3.7

TABLE 3.5

GROUNDWATER SAMPLE ANALYTICAL RESULTS – AOI 35
CURRENT CONDITIONS REPORT SUPPLEMENT
FORMER MANUAL TRANSMISSIONS OF MUNCIE
MUNCIE, INDIANA

Sample Location:		*IDEM*	*IDEM*	*MW-3*	*MW-3*	*MW-3*	*MW-4*	*MW-4*
Sample ID:		*RISC*	*RISC*	*GW-017324-111108-NH-005*	*GW-017324-111108-NH-006*	*GW-17324-030210-GL-001*	*MW-4*	*MW-4*
Sample Date:		*RDCL*	*IDCL*	*11/11/2008*	*11/11/2008*	*3/2/2010*	*11/1/1988*	*10/1/1989*
Sample Type:	*Units*	*a*	*b*		*Duplicate*			
Volatile Organic Compounds								
Benzene	ug/L	5	52	1 U	1 U	--	5 U	U
1,2-Dichloroethane	ug/L	5	31	1 U	1 U	--	5 U	U
1,1-Dichloroethene	ug/L	7	5100	1 U	1 U	--	5 U	U
cis-1,2-Dichloroethene	ug/L	70	1000	1 U	1 U	--	--	U
trans-1,2-Dichloroethene	ug/L	100	2000	1 U	1 U	--	**250**[a]	U
Ethylbenzene	ug/L	700	10000	1 U	1 U	--	5 U	U
Methylene chloride	ug/L	5	380	1 U	1 U	--	5 U	U
Tetrachloroethene	ug/L	5	55	1 U	1 U	--	5 U	U
Trichloroethene	ug/L	5	31	1 U	1 U	--	5 U	U
Vinyl chloride	ug/L	2	4	1 U	1 U	--	**60**[ab]	**50**[ab]
Semi-Volatile Organic Compounds								
Indeno(1,2,3-cd)pyrene	mg/L	0.0012	0.0039	0.0002 U	0.0002 U	--	0.01 U	--
Polychlorinated Biphenyls								
Total PCBs	mg/L	0.0005	0.0014	--	--	U	--	--
Metals								
Arsenic	mg/L	0.01	0.01	**0.0108**[ab]	**0.0125**[ab]	--	--	--
Arsenic (Dissolved)	mg/L	0.01	0.01	0.01 U	**0.0105**[ab]	--	0.05 U	--
Cadmium	mg/L	0.005	0.051	0.005 U	0.005 U	--	--	--
Cadmium (Dissolved)	mg/L	0.005	0.051	0.005 U	0.005 U	--	0.005 U	--
Lead	mg/L	0.015	0.042	**0.0206**[a]	**0.0181**[a]	0.015 U	--	--
Lead (Dissolved)	mg/L	0.015	0.042	0.003 U	0.003 U	0.015 U	0.05 U	--

Notes:

See Notes on Table 3.7

TABLE 3.5

GROUNDWATER SAMPLE ANALYTICAL RESULTS – AOI 35
CURRENT CONDITIONS REPORT SUPPLEMENT
FORMER MANUAL TRANSMISSIONS OF MUNCIE
MUNCIE, INDIANA

Sample Location:		*IDEM*	*IDEM*	*MW-4*	*MW-4*	*MW-4*	*MW-4*	*MW-4*
Sample ID:		*RISC*	*RISC*	*MW-4*	*MW-4*	*MW-4*	*MW-4*	*MW-4*
Sample Date:		*RDCL*	*IDCL*	*7/10/1990*	*12/1/1991*	*6/1/1994*	*3/21/1996*	*5/1/1997*
Sample Type:	*Units*	*a*	*b*					
Volatile Organic Compounds								
Benzene	ug/L	5	52	2 U	U	U	U	U
1,2-Dichloroethane	ug/L	5	31	2 U	U	U	U	U
1,1-Dichloroethene	ug/L	7	5100	2 U	U	U	U	U
cis-1,2-Dichloroethene	ug/L	70	1000	--	--	**195[a]**	**370[a]**	**300[a]**
trans-1,2-Dichloroethene	ug/L	100	2000	--	U	14	15	17
Ethylbenzene	ug/L	700	10000	2 U	U	U	U	U
Methylene chloride	ug/L	5	380	2 U	U	U	**8[a]**	U
Tetrachloroethene	ug/L	5	55	2 U	U	U	U	U
Trichloroethene	ug/L	5	31	2 U	2	U	U	U
Vinyl chloride	ug/L	2	4	**120[ab]**	**8[ab]**	**42[ab]**	**39[ab]**	**70[ab]**
Semi-Volatile Organic Compounds								
Indeno(1,2,3-cd)pyrene	mg/L	0.0012	0.0039	--	--	--	--	--
Polychlorinated Biphenyls								
Total PCBs	mg/L	0.0005	0.0014	--	--	--	--	--
Metals								
Arsenic	mg/L	0.01	0.01	--	--	--	--	--
Arsenic (Dissolved)	mg/L	0.01	0.01	--	--	--	--	--
Cadmium	mg/L	0.005	0.051	--	--	--	--	--
Cadmium (Dissolved)	mg/L	0.005	0.051	--	--	--	--	--
Lead	mg/L	0.015	0.042	--	--	--	--	--
Lead (Dissolved)	mg/L	0.015	0.042	--	--	--	--	--

Notes:

See Notes on Table 3.7

TABLE 3.5

GROUNDWATER SAMPLE ANALYTICAL RESULTS – AOI 35
CURRENT CONDITIONS REPORT SUPPLEMENT
FORMER MANUAL TRANSMISSIONS OF MUNCIE
MUNCIE, INDIANA

Sample Location:		*IDEM*	*IDEM*	*MW-4*	*MW-4*	*MW-4*	*MW-4*	*MW-4*
Sample ID:		*RISC*	*RISC*	*MW-4*	*MW-4*	*MW-4*	*MW-4*	*MW-4*
Sample Date:		*RDCL*	*IDCL*	*9/17/1997*	*1/14/1998*	*10/1/1998*	*4/1/1999*	*10/1/2000*
Sample Type:	*Units*	*a*	*b*					
Volatile Organic Compounds								
Benzene	ug/L	5	52	U	U	U	U	U
1,2-Dichloroethane	ug/L	5	31	U	U	U	U	U
1,1-Dichloroethene	ug/L	7	5100	U	U	U	U	3.2
cis-1,2-Dichloroethene	ug/L	70	1000	**270**[a]	**200**[a]	**160**[a]	**230**[a]	**140**[a]
trans-1,2-Dichloroethene	ug/L	100	2000	7.6	13	14	29	22
Ethylbenzene	ug/L	700	10000	U	U	U	U	U
Methylene chloride	ug/L	5	380	U	U	**8.2 JB**[a]	U	U
Tetrachloroethene	ug/L	5	55	U	U	U	U	U
Trichloroethene	ug/L	5	31	U	U	U	U	U
Vinyl chloride	ug/L	2	4	**82**[ab]	**37**[ab]	**33**[ab]	**60**[ab]	**44**[ab]
Semi-Volatile Organic Compounds								
Indeno(1,2,3-cd)pyrene	mg/L	0.0012	0.0039	--	--	--	--	--
Polychlorinated Biphenyls								
Total PCBs	mg/L	0.0005	0.0014	--	--	--	--	--
Metals								
Arsenic	mg/L	0.01	0.01	--	--	--	--	--
Arsenic (Dissolved)	mg/L	0.01	0.01	--	--	--	--	--
Cadmium	mg/L	0.005	0.051	--	--	--	--	--
Cadmium (Dissolved)	mg/L	0.005	0.051	--	--	--	--	--
Lead	mg/L	0.015	0.042	--	--	--	--	--
Lead (Dissolved)	mg/L	0.015	0.042	--	--	--	--	--

Notes:

See Notes on Table 3.7

TABLE 3.5

GROUNDWATER SAMPLE ANALYTICAL RESULTS – AOI 35
CURRENT CONDITIONS REPORT SUPPLEMENT
FORMER MANUAL TRANSMISSIONS OF MUNCIE
MUNCIE, INDIANA

Sample Location:		*IDEM*	*IDEM*	*MW-4*	*MW-4*	*MW-4*	*MW-4*	*MW-4*
Sample ID:		*RISC*	*RISC*	*MW-4*	*GW-17330-100902-EH-005*	*GW-072004-MR-003*	*GW-017330-042605-TP-003*	*GW-017330-101805-TP-004*
Sample Date:		*RDCL*	*IDCL*	*3/28/2001*	*10/9/2002*	*7/20/2004*	*4/26/2005*	*10/18/2005*
Sample Type:	*Units*	*a*	*b*					
Volatile Organic Compounds								
Benzene	ug/L	5	52	U	4.0 U	1.0 U	1.0 U	1.0 U
1,2-Dichloroethane	ug/L	5	31	U	4.0 U	1.0 U	1.0 U	1.0 U
1,1-Dichloroethene	ug/L	7	5100	U	4.0 U	1.0 U	1.0 U	1.0 U
cis-1,2-Dichloroethene	ug/L	70	1000	**100**[a]	**100**[a]	18	3.2	3.5
trans-1,2-Dichloroethene	ug/L	100	2000	15	14	0.99 J	0.40 J	0.47 J
Ethylbenzene	ug/L	700	10000	U	4.0 U	1.0 U	1.0 U	1.0 U
Methylene chloride	ug/L	5	380	U	20 U	1.0 U	1.0 U	1.0 U
Tetrachloroethene	ug/L	5	55	U	4.0 U	1.0 U	1.0 U	1.0 U
Trichloroethene	ug/L	5	31	U	4.0 U	1.0 U	0.50 J	1.0 U
Vinyl chloride	ug/L	2	4	**28**[ab]	**34**[ab]	**14**[ab]	1.7	**2.9**[a]
Semi-Volatile Organic Compounds								
Indeno(1,2,3-cd)pyrene	mg/L	0.0012	0.0039	--	--	0.0001 U	0.0001 UJ	0.0001 U
Polychlorinated Biphenyls								
Total PCBs	mg/L	0.0005	0.0014	--	--	--	--	--
Metals								
Arsenic	mg/L	0.01	0.01	--	--	0.010 U	0.010 U	0.010 U
Arsenic (Dissolved)	mg/L	0.01	0.01	--	--	--	--	--
Cadmium	mg/L	0.005	0.051	--	--	0.0050 U	0.0050 U	0.0050 U
Cadmium (Dissolved)	mg/L	0.005	0.051	--	--	--	--	--
Lead	mg/L	0.015	0.042	--	--	**0.029**[a]	0.0024 J	0.0039
Lead (Dissolved)	mg/L	0.015	0.042	--	--	--	--	--

Notes:

See Notes on Table 3.7

TABLE 3.5

GROUNDWATER SAMPLE ANALYTICAL RESULTS – AOI 35
CURRENT CONDITIONS REPORT SUPPLEMENT
FORMER MANUAL TRANSMISSIONS OF MUNCIE
MUNCIE, INDIANA

Sample Location:		*IDEM*	*IDEM*	*MW-4*	*MW-4*	*MW-5*	*MW-5*	*MW-5*
Sample ID:		*RISC*	*RISC*	*GW-017330-050906-NH-005*	*GW-017324-111208-NH-007*	*MW-5*	*MW-5*	*MW-5*
Sample Date:		*RDCL*	*IDCL*	*5/9/2006*	*11/12/2008*	*11/1/1988*	*7/10/1990*	*12/1/1988*
Sample Type:	*Units*	*a*	*b*					
Volatile Organic Compounds								
Benzene	ug/L	5	52	1 U	1 U	5 U	2 U	U
1,2-Dichloroethane	ug/L	5	31	1 U	1 U	5 U	2 U	U
1,1-Dichloroethene	ug/L	7	5100	1 U	1 U	5 U	2 U	U
cis-1,2-Dichloroethene	ug/L	70	1000	1.3	14	--	--	U
trans-1,2-Dichloroethene	ug/L	100	2000	1 U	1 U	5 U	--	U
Ethylbenzene	ug/L	700	10000	1 U	1 U	5 U	2 U	U
Methylene chloride	ug/L	5	380	1 UJ	1 U	5 U	2 U	U
Tetrachloroethene	ug/L	5	55	1 U	1 U	5 U	2 U	U
Trichloroethene	ug/L	5	31	1 U	1 U	5 U	2 U	U
Vinyl chloride	ug/L	2	4	0.95 J	**6.7**[ab]	10 U	2 U	U
Semi-Volatile Organic Compounds								
Indeno(1,2,3-cd)pyrene	mg/L	0.0012	0.0039	0.0002 U	0.0002 U	0.01 U	--	--
Polychlorinated Biphenyls								
Total PCBs	mg/L	0.0005	0.0014	--	--	--	--	--
Metals								
Arsenic	mg/L	0.01	0.01	0.01 U	0.01 U	--	--	--
Arsenic (Dissolved)	mg/L	0.01	0.01	0.01 U	0.01 U	0.05 U	--	--
Cadmium	mg/L	0.005	0.051	0.005 U	0.005 U	--	--	--
Cadmium (Dissolved)	mg/L	0.005	0.051	0.005 U	0.005 U	0.005 U	--	--
Lead	mg/L	0.015	0.042	0.003 U	0.003 U	--	--	--
Lead (Dissolved)	mg/L	0.015	0.042	0.003 U	0.003 U	0.05 U	--	--

Notes:

See Notes on Table 3.7

TABLE 3.5

GROUNDWATER SAMPLE ANALYTICAL RESULTS – AOI 35
CURRENT CONDITIONS REPORT SUPPLEMENT
FORMER MANUAL TRANSMISSIONS OF MUNCIE
MUNCIE, INDIANA

Sample Location:		*IDEM*	*IDEM*	*MW-5*	*MW-5*	*MW-5*	*MW-5*	*MW-5*
Sample ID:		*RISC*	*RISC*	*MW-5*	*MW-5*	*MW-5*	*MW-5*	*MW-5*
Sample Date:		*RDCL*	*IDCL*	*12/1/1991*	*6/1/1994*	*3/21/1996*	*5/1/1997*	*10/1/1998*
Sample Type:	*Units*	*a*	*b*					
Volatile Organic Compounds								
Benzene	ug/L	5	52	U	U	U	U	U
1,2-Dichloroethane	ug/L	5	31	U	U	U	U	U
1,1-Dichloroethene	ug/L	7	5100	U	U	U	U	U
cis-1,2-Dichloroethene	ug/L	70	1000	--	U	U	U	U
trans-1,2-Dichloroethene	ug/L	100	2000	U	U	U	U	U
Ethylbenzene	ug/L	700	10000	U	U	U	U	U
Methylene chloride	ug/L	5	380	**7**[a]	U	1	U	**7.8 J**[a]
Tetrachloroethene	ug/L	5	55	U	U	U	U	U
Trichloroethene	ug/L	5	31	U	U	U	U	U
Vinyl chloride	ug/L	2	4	U	U	U	U	U
Semi-Volatile Organic Compounds								
Indeno(1,2,3-cd)pyrene	mg/L	0.0012	0.0039	--	--	--	--	--
Polychlorinated Biphenyls								
Total PCBs	mg/L	0.0005	0.0014	--	--	--	--	--
Metals								
Arsenic	mg/L	0.01	0.01	--	--	--	--	--
Arsenic (Dissolved)	mg/L	0.01	0.01	--	--	--	--	--
Cadmium	mg/L	0.005	0.051	--	--	--	--	--
Cadmium (Dissolved)	mg/L	0.005	0.051	--	--	--	--	--
Lead	mg/L	0.015	0.042	--	--	--	--	--
Lead (Dissolved)	mg/L	0.015	0.042	--	--	--	--	--

Notes:

See Notes on Table 3.7

TABLE 3.5

GROUNDWATER SAMPLE ANALYTICAL RESULTS – AOI 35
CURRENT CONDITIONS REPORT SUPPLEMENT
FORMER MANUAL TRANSMISSIONS OF MUNCIE
MUNCIE, INDIANA

Sample Location:		*IDEM*	*IDEM*	*MW-5*	*MW-5*	*MW-5*	*MW-5*	*MW-5*
Sample ID:		*RISC*	*RISC*	*MW-5*	*MW-5*	*GW-17330-101002-EH-010*	*GW-072104-MR-010*	*GW-017330-042705-TP-010*
Sample Date:		*RDCL*	*IDCL*	*4/1/1999*	*3/27/2001*	*10/10/2002*	*7/21/2004*	*4/27/2005*
Sample Type:	*Units*	*a*	*b*					
Volatile Organic Compounds								
Benzene	ug/L	5	52	U	U	1.0 U	1.0 U	1.0 U
1,2-Dichloroethane	ug/L	5	31	U	U	1.0 U	1.0 U	1.0 U
1,1-Dichloroethene	ug/L	7	5100	U	U	1.0 U	1.0 U	1.0 U
cis-1,2-Dichloroethene	ug/L	70	1000	U	U	1.0 U	3.4 J	1.4
trans-1,2-Dichloroethene	ug/L	100	2000	U	U	1.0 U	1.6 J	0.44 J
Ethylbenzene	ug/L	700	10000	U	U	1.0 U	1.0 U	1.0 U
Methylene chloride	ug/L	5	380	U	U	5.0 U	1.0 U	1.0 U
Tetrachloroethene	ug/L	5	55	U	U	1.0 U	1.0 U	1.0 U
Trichloroethene	ug/L	5	31	U	U	1.0 U	**8.3 J**[a]	3.6
Vinyl chloride	ug/L	2	4	U	U	1.0 U	1.0 U	1.0 U
Semi-Volatile Organic Compounds								
Indeno(1,2,3-cd)pyrene	mg/L	0.0012	0.0039	--	--	--	0.000073 J	0.0001 UJ
Polychlorinated Biphenyls								
Total PCBs	mg/L	0.0005	0.0014	--	--	--	--	--
Metals								
Arsenic	mg/L	0.01	0.01	--	--	--	0.010 U	0.010 U
Arsenic (Dissolved)	mg/L	0.01	0.01	--	--	--	--	--
Cadmium	mg/L	0.005	0.051	--	--	--	0.0010 J	0.0050 U
Cadmium (Dissolved)	mg/L	0.005	0.051	--	--	--	--	--
Lead	mg/L	0.015	0.042	--	--	--	0.0073	0.0030 U
Lead (Dissolved)	mg/L	0.015	0.042	--	--	--	--	--

Notes:

See Notes on Table 3.7

TABLE 3.5

GROUNDWATER SAMPLE ANALYTICAL RESULTS – AOI 35
CURRENT CONDITIONS REPORT SUPPLEMENT
FORMER MANUAL TRANSMISSIONS OF MUNCIE
MUNCIE, INDIANA

Sample Location:		*IDEM*	*IDEM*	*MW-5*	*MW-5*	*MW-5*	*MW-6*	*MW-6*
Sample ID:		*RISC*	*RISC*	*GW-017330-042705-TP-011*	*GW-017330-050906-NH-011*	*GW-017324-111308-NH-013*	*MW-100 (Dup of MW-6)*	*MW-6*
Sample Date:		*RDCL*	*IDCL*	*4/27/2005*	*5/9/2006*	*11/13/2008*	*11/1/1988*	*11/1/1988*
Sample Type:	*Units*	*a*	*b*	*Duplicate*			*Duplicate*	
Volatile Organic Compounds								
Benzene	ug/L	5	52	1.0 U	1 U	1 U	5 U	5 U
1,2-Dichloroethane	ug/L	5	31	1.0 U	1 U	1 U	**9[a]**	**7[a]**
1,1-Dichloroethene	ug/L	7	5100	1.0 U	1 U	1 U	5 U	5 U
cis-1,2-Dichloroethene	ug/L	70	1000	1.4	2.5	1 U	--	--
trans-1,2-Dichloroethene	ug/L	100	2000	0.41 J	1.5	1 U	9	7
Ethylbenzene	ug/L	700	10000	1.0 U	1 U	1 U	5 U	5 U
Methylene chloride	ug/L	5	380	1.0 U	1 UJ	1 U	5 U	5 U
Tetrachloroethene	ug/L	5	55	1.0 U	1 U	1 U	5 U	5 U
Trichloroethene	ug/L	5	31	3.5	5	1 U	5 U	5 U
Vinyl chloride	ug/L	2	4	1.0 U	1 U	1 U	10 U	10 U
Semi-Volatile Organic Compounds								
Indeno(1,2,3-cd)pyrene	mg/L	0.0012	0.0039	0.0001 UJ	0.0002 U	0.0002 U	0.01 U	0.01 U
Polychlorinated Biphenyls								
Total PCBs	mg/L	0.0005	0.0014	--	--	--	--	--
Metals								
Arsenic	mg/L	0.01	0.01	0.010 U	0.01 U	0.01 U	--	--
Arsenic (Dissolved)	mg/L	0.01	0.01	--	0.01 U	0.01 U	0.05 U	0.05 U
Cadmium	mg/L	0.005	0.051	0.0050 U	0.005 U	0.005 U	--	--
Cadmium (Dissolved)	mg/L	0.005	0.051	--	0.005 U	0.005 U	0.005 U	0.005 U
Lead	mg/L	0.015	0.042	0.0030 U	0.003 U	0.003 U	--	--
Lead (Dissolved)	mg/L	0.015	0.042	--	0.003 U	0.003 U	0.05 U	0.05 U

Notes:

See Notes on Table 3.7

TABLE 3.5

GROUNDWATER SAMPLE ANALYTICAL RESULTS – AOI 35
CURRENT CONDITIONS REPORT SUPPLEMENT
FORMER MANUAL TRANSMISSIONS OF MUNCIE
MUNCIE, INDIANA

Sample Location:		*IDEM*	*IDEM*	*MW-6*	*MW-6*	*MW-6*	*MW-6*	*MW-6*
Sample ID:		*RISC*	*RISC*	*MW-6*	*MW-6*	*MW-6*	*MW-6*	*MW-6*
Sample Date:		*RDCL*	*IDCL*	*12/1/1988*	*10/1/1989*	*1/1/1990*	*7/11/1990*	*12/1/1991*
Sample Type:	*Units*	*a*	*b*					
Volatile Organic Compounds								
Benzene	ug/L	5	52	U	U	--	2 U	U
1,2-Dichloroethane	ug/L	5	31	**7**[a]	**9**[a]	**9**[a]	**8**[a]	**16**[a]
1,1-Dichloroethene	ug/L	7	5100	U	U	--	2 U	U
cis-1,2-Dichloroethene	ug/L	70	1000	U	U	--	--	--
trans-1,2-Dichloroethene	ug/L	100	2000	7	U	--	--	U
Ethylbenzene	ug/L	700	10000	U	U	--	2 U	U
Methylene chloride	ug/L	5	380	U	U	U	**6**[a]	U
Tetrachloroethene	ug/L	5	55	U	U	U	2 U	U
Trichloroethene	ug/L	5	31	U	U	U	2 U	U
Vinyl chloride	ug/L	2	4	U	U	U	2 U	U
Semi-Volatile Organic Compounds								
Indeno(1,2,3-cd)pyrene	mg/L	0.0012	0.0039	--	--	--	--	--
Polychlorinated Biphenyls								
Total PCBs	mg/L	0.0005	0.0014	--	--	--	--	--
Metals								
Arsenic	mg/L	0.01	0.01	--	--	--	--	--
Arsenic (Dissolved)	mg/L	0.01	0.01	--	--	--	--	--
Cadmium	mg/L	0.005	0.051	--	--	--	--	--
Cadmium (Dissolved)	mg/L	0.005	0.051	--	--	--	--	--
Lead	mg/L	0.015	0.042	--	--	--	--	--
Lead (Dissolved)	mg/L	0.015	0.042	--	--	--	--	--

Notes:

See Notes on Table 3.7

TABLE 3.5

GROUNDWATER SAMPLE ANALYTICAL RESULTS – AOI 35
CURRENT CONDITIONS REPORT SUPPLEMENT
FORMER MANUAL TRANSMISSIONS OF MUNCIE
MUNCIE, INDIANA

Sample Location:		*IDEM*	*IDEM*	*MW-6*	*MW-6*	*MW-6*	*MW-6*	*MW-6*
Sample ID:		*RISC*	*RISC*	*MW-6*	*MW-6*	*MW-6*	*MW-6*	*MW-6*
Sample Date:		*RDCL*	*IDCL*	*6/1/1994*	*10/1/1998*	*4/1/1999*	*10/1/2000*	*3/27/2001*
Sample Type:	*Units*	*a*	*b*					
Volatile Organic Compounds								
Benzene	ug/L	5	52	U	U	U	U	U
1,2-Dichloroethane	ug/L	5	31	5	3.1	2	4.6	3.2
1,1-Dichloroethene	ug/L	7	5100	2	U	2.5	5.5	1.7
cis-1,2-Dichloroethene	ug/L	70	1000	9	10	7.4	15	9
trans-1,2-Dichloroethene	ug/L	100	2000	1	U	U	1.1	U
Ethylbenzene	ug/L	700	10000	U	U	U	U	U
Methylene chloride	ug/L	5	380	U	**7.8 J**[a]	U	U	U
Tetrachloroethene	ug/L	5	55	U	U	U	U	U
Trichloroethene	ug/L	5	31	U	U	U	1.1	U
Vinyl chloride	ug/L	2	4	1	**2.4**[a]	U	**3.4**[a]	**2.4**[a]
Semi-Volatile Organic Compounds								
Indeno(1,2,3-cd)pyrene	mg/L	0.0012	0.0039	--	--	--	--	--
Polychlorinated Biphenyls								
Total PCBs	mg/L	0.0005	0.0014	--	--	--	--	--
Metals								
Arsenic	mg/L	0.01	0.01	--	--	--	--	--
Arsenic (Dissolved)	mg/L	0.01	0.01	--	--	--	--	--
Cadmium	mg/L	0.005	0.051	--	--	--	--	--
Cadmium (Dissolved)	mg/L	0.005	0.051	--	--	--	--	--
Lead	mg/L	0.015	0.042	--	--	--	--	--
Lead (Dissolved)	mg/L	0.015	0.042	--	--	--	--	--

Notes:

See Notes on Table 3.7

TABLE 3.5

GROUNDWATER SAMPLE ANALYTICAL RESULTS – AOI 35
CURRENT CONDITIONS REPORT SUPPLEMENT
FORMER MANUAL TRANSMISSIONS OF MUNCIE
MUNCIE, INDIANA

Sample Location:		*IDEM*	*IDEM*	*MW-6*	*MW-6*	*MW-7*	*MW-7*	*MW-7*
Sample ID:		*RISC*	*RISC*	*GW-17330-101002-EH-016*	*GW-017330-051006-PK-016*	*GM 4/21*	*GM 4/22*	*GM 4/23*
Sample Date:		*RDCL*	*IDCL*	*10/10/2002*	*5/10/2006*	*4/21/1978*	*4/22/1978*	*4/23/1978*
Sample Type:	*Units*	*a*	*b*					
Volatile Organic Compounds								
Benzene	ug/L	5	52	1.0 U	1 U	--	--	--
1,2-Dichloroethane	ug/L	5	31	1.2	0.89 J	--	--	--
1,1-Dichloroethene	ug/L	7	5100	0.83 J	0.44 J	--	--	--
cis-1,2-Dichloroethene	ug/L	70	1000	4.8	3.7	--	--	--
trans-1,2-Dichloroethene	ug/L	100	2000	1.0 U	1 U	--	--	--
Ethylbenzene	ug/L	700	10000	1.0 U	1 U	--	--	--
Methylene chloride	ug/L	5	380	5.0 U	1 U	--	--	--
Tetrachloroethene	ug/L	5	55	1.0 U	1 U	--	--	--
Trichloroethene	ug/L	5	31	0.48 J	1 U	--	--	--
Vinyl chloride	ug/L	2	4	0.93 J	**2.7**[a]	--	--	--
Semi-Volatile Organic Compounds								
Indeno(1,2,3-cd)pyrene	mg/L	0.0012	0.0039	--	0.0002 U	--	--	--
Polychlorinated Biphenyls								
Total PCBs	mg/L	0.0005	0.0014	--	--	0.0001 U	0.0001	0.0001
Metals								
Arsenic	mg/L	0.01	0.01	--	**0.0139**[ab]	0.003 U	0.003 U	0.003 U
Arsenic (Dissolved)	mg/L	0.01	0.01	--	0.008 J	0.003 U	0.003 U	0.003 U
Cadmium	mg/L	0.005	0.051	--	0.005 U	0.01 U	0.01 U	0.01 U
Cadmium (Dissolved)	mg/L	0.005	0.051	--	0.005 U	0.01 U	0.01 U	0.01 U
Lead	mg/L	0.015	0.042	--	0.0069	0.05 U	0.05 U	0.05 U
Lead (Dissolved)	mg/L	0.015	0.042	--	0.003 U	0.05 U	0.05 U	0.05 U

Notes:

See Notes on Table 3.7

TABLE 3.5

GROUNDWATER SAMPLE ANALYTICAL RESULTS – AOI 35
CURRENT CONDITIONS REPORT SUPPLEMENT
FORMER MANUAL TRANSMISSIONS OF MUNCIE
MUNCIE, INDIANA

Sample Location:		*IDEM*	*IDEM*	*MW-7*	*MW-7*	*MW-7*	*MW-7*	*MW-7*
Sample ID:		*RISC*	*RISC*	*GM 4/24*	*GM 4/25*	*MW-7*	*MW-7*	*MW-7*
Sample Date:		*RDCL*	*IDCL*	*4/24/1978*	*4/25/1978*	*1/1/1979*	*11/1/1988*	*12/1/1988*
Sample Type:	*Units*	*a*	*b*					
Volatile Organic Compounds								
Benzene	ug/L	5	52	--	--	--	5 U	U
1,2-Dichloroethane	ug/L	5	31	--	--	--	5 U	U
1,1-Dichloroethene	ug/L	7	5100	--	--	--	5 U	U
cis-1,2-Dichloroethene	ug/L	70	1000	--	--	--	--	U
trans-1,2-Dichloroethene	ug/L	100	2000	--	--	--	5 U	U
Ethylbenzene	ug/L	700	10000	--	--	--	5 U	U
Methylene chloride	ug/L	5	380	--	--	--	5 U	U
Tetrachloroethene	ug/L	5	55	--	--	--	5 U	U
Trichloroethene	ug/L	5	31	--	--	--	5 U	U
Vinyl chloride	ug/L	2	4	--	--	--	10 U	U
Semi-Volatile Organic Compounds								
Indeno(1,2,3-cd)pyrene	mg/L	0.0012	0.0039	--	--	0.01 U	0.01 U	--
Polychlorinated Biphenyls								
Total PCBs	mg/L	0.0005	0.0014	0.0002	0.0002	--	--	--
Metals								
Arsenic	mg/L	0.01	0.01	0.003 U	0.003 U	--	--	--
Arsenic (Dissolved)	mg/L	0.01	0.01	0.003 U	0.003 U	0.05 U	0.05 U	--
Cadmium	mg/L	0.005	0.051	0.01 U	0.01 U	--	--	--
Cadmium (Dissolved)	mg/L	0.005	0.051	0.01 U	0.01 U	0.005 U	0.005 U	--
Lead	mg/L	0.015	0.042	0.05 U	0.05 U	--	--	--
Lead (Dissolved)	mg/L	0.015	0.042	0.05 U	0.05 U	0.05 U	0.05 U	--

Notes:

See Notes on Table 3.7

TABLE 3.5

GROUNDWATER SAMPLE ANALYTICAL RESULTS – AOI 35
CURRENT CONDITIONS REPORT SUPPLEMENT
FORMER MANUAL TRANSMISSIONS OF MUNCIE
MUNCIE, INDIANA

Sample Location:		*IDEM*	*IDEM*	*MW-7*	*MW-8*	*MW-8*	*MW-8*	*MW-8*
Sample ID:		*RISC*	*RISC*	*MW-7*	*MW-8*	*MW-8*	*MW-8*	*MW-8*
Sample Date:		*RDCL*	*IDCL*	*1/1/1991*	*1/1/1989*	*1/1/1990*	*7/9/1990*	*12/1/1991*
Sample Type:	*Units*	*a*	*b*					
Volatile Organic Compounds								
Benzene	ug/L	5	52	U	U	--	2 U	U
1,2-Dichloroethane	ug/L	5	31	U	U	U	2 U	U
1,1-Dichloroethene	ug/L	7	5100	U	U	--	2 U	U
cis-1,2-Dichloroethene	ug/L	70	1000	U	U	--	--	--
trans-1,2-Dichloroethene	ug/L	100	2000	U	U	--	--	U
Ethylbenzene	ug/L	700	10000	U	U	--	2 U	U
Methylene chloride	ug/L	5	380	U	U	U	2 U	7[a]
Tetrachloroethene	ug/L	5	55	U	U	U	2 U	U
Trichloroethene	ug/L	5	31	U	U	U	2 U	U
Vinyl chloride	ug/L	2	4	U	U	U	2 U	U
Semi-Volatile Organic Compounds								
Indeno(1,2,3-cd)pyrene	mg/L	0.0012	0.0039	--	--	--	--	--
Polychlorinated Biphenyls								
Total PCBs	mg/L	0.0005	0.0014	--	--	--	--	--
Metals								
Arsenic	mg/L	0.01	0.01	--	--	--	--	--
Arsenic (Dissolved)	mg/L	0.01	0.01	--	--	--	--	--
Cadmium	mg/L	0.005	0.051	--	--	--	--	--
Cadmium (Dissolved)	mg/L	0.005	0.051	--	--	--	--	--
Lead	mg/L	0.015	0.042	--	--	--	--	--
Lead (Dissolved)	mg/L	0.015	0.042	--	--	--	--	--

Notes:

See Notes on Table 3.7

TABLE 3.5

GROUNDWATER SAMPLE ANALYTICAL RESULTS – AOI 35
CURRENT CONDITIONS REPORT SUPPLEMENT
FORMER MANUAL TRANSMISSIONS OF MUNCIE
MUNCIE, INDIANA

Sample Location:		*IDEM*	*IDEM*	*MW-8*	*MW-8*	*MW-8*	*MW-8*	*MW-8*
Sample ID:		*RISC*	*RISC*	*MW-8*	*MW-8*	*MW-8*	*GW-17330-101002-EH-032*	*GW-072204-MR-021*
Sample Date:		*RDCL*	*IDCL*	*6/15/1994*	*10/1/1998*	*4/1/1999*	*10/10/2002*	*7/22/2004*
Sample Type:	*Units*	*a*	*b*					
Volatile Organic Compounds								
Benzene	ug/L	5	52	U	U	U	1.0 U	1.0 U
1,2-Dichloroethane	ug/L	5	31	U	U	U	1.0 U	1.0 U
1,1-Dichloroethene	ug/L	7	5100	U	U	U	1.0 U	1.0 U
cis-1,2-Dichloroethene	ug/L	70	1000	U	U	U	1.0 U	1.0 U
trans-1,2-Dichloroethene	ug/L	100	2000	U	U	U	1.0 U	1.0 U
Ethylbenzene	ug/L	700	10000	U	U	U	1.0 U	1.0 U
Methylene chloride	ug/L	5	380	U	**9.1**[a]	U	5.0 U	1.0 U
Tetrachloroethene	ug/L	5	55	U	U	U	1.0 U	1.0 U
Trichloroethene	ug/L	5	31	U	U	U	1.0 U	0.47 J
Vinyl chloride	ug/L	2	4	U	U	U	1.0 U	1.0 U
Semi-Volatile Organic Compounds								
Indeno(1,2,3-cd)pyrene	mg/L	0.0012	0.0039	--	--	--	--	--
Polychlorinated Biphenyls								
Total PCBs	mg/L	0.0005	0.0014	--	--	--	--	--
Metals								
Arsenic	mg/L	0.01	0.01	--	--	--	--	--
Arsenic (Dissolved)	mg/L	0.01	0.01	--	--	--	--	--
Cadmium	mg/L	0.005	0.051	--	--	--	--	--
Cadmium (Dissolved)	mg/L	0.005	0.051	--	--	--	--	--
Lead	mg/L	0.015	0.042	--	--	--	--	--
Lead (Dissolved)	mg/L	0.015	0.042	--	--	--	--	--

Notes:

See Notes on Table 3.7

TABLE 3.5

GROUNDWATER SAMPLE ANALYTICAL RESULTS – AOI 35
CURRENT CONDITIONS REPORT SUPPLEMENT
FORMER MANUAL TRANSMISSIONS OF MUNCIE
MUNCIE, INDIANA

Sample Location:		*IDEM*	*IDEM*	*MW-8*	*MW-8*	*MW-8*	*MW-8*	*MW-9*
Sample ID:		*RISC*	*RISC*	*GW-017330-042905-TP-032*	*GW-017330-102005-TP-024*	*GW-017330-051106-NH-031*	*GW-017324-111108-NH-001*	*MW-9*
Sample Date:		*RDCL*	*IDCL*	*4/29/2005*	*10/20/2005*	*5/11/2006*	*11/11/2008*	*10/1/1989*
Sample Type:	*Units*	*a*	*b*					
Volatile Organic Compounds								
Benzene	ug/L	5	52	1.0 U	2.5 U	1 U	1 U	U
1,2-Dichloroethane	ug/L	5	31	1.0 U	2.5 U	1 U	1 U	U
1,1-Dichloroethene	ug/L	7	5100	1.0 U	2.5 U	1 U	1 U	U
cis-1,2-Dichloroethene	ug/L	70	1000	0.28 J	1.6 J	1 U	1 U	U
trans-1,2-Dichloroethene	ug/L	100	2000	0.22 J	2.5 U	1 U	1 U	U
Ethylbenzene	ug/L	700	10000	1.0 U	2.5 U	1 U	1 U	U
Methylene chloride	ug/L	5	380	1.0 U	2.5 UJ	1 UJ	1 U	U
Tetrachloroethene	ug/L	5	55	1.0 U	**230**[ab]	1 U	1 U	U
Trichloroethene	ug/L	5	31	3.7	**7.7**[a]	1 U	1 U	U
Vinyl chloride	ug/L	2	4	1.0 U	2.5 U	1 U	1 U	**20**[ab]
Semi-Volatile Organic Compounds								
Indeno(1,2,3-cd)pyrene	mg/L	0.0012	0.0039	--	--	0.0002 U	0.0002 U	U
Polychlorinated Biphenyls								
Total PCBs	mg/L	0.0005	0.0014	--	--	--	--	--
Metals								
Arsenic	mg/L	0.01	0.01	--	--	**0.268**[ab]	**0.0297**[ab]	--
Arsenic (Dissolved)	mg/L	0.01	0.01	--	--	0.01 U	0.01 U	--
Cadmium	mg/L	0.005	0.051	--	--	0.00066 J	0.005 U	--
Cadmium (Dissolved)	mg/L	0.005	0.051	--	--	0.005 U	0.005 U	--
Lead	mg/L	0.015	0.042	--	--	0.0043	0.003 U	--
Lead (Dissolved)	mg/L	0.015	0.042	--	--	0.003 U	0.003 U	--

Notes:

See Notes on Table 3.7

TABLE 3.5

GROUNDWATER SAMPLE ANALYTICAL RESULTS – AOI 35
CURRENT CONDITIONS REPORT SUPPLEMENT
FORMER MANUAL TRANSMISSIONS OF MUNCIE
MUNCIE, INDIANA

Sample Location:		*IDEM*	*IDEM*	*MW-9*	*MW-9*	*MW-9*	*MW-9*	*MW-9*
Sample ID:		*RISC*	*RISC*	*MW-200 (Dup of MW-9)*	*MW-9*	*MW-9*	*MW-9*	*MW-9*
Sample Date:		*RDCL*	*IDCL*	*1/1/1990*	*1/1/1990*	*7/10/1990*	*12/1/1991*	*6/15/1994*
Sample Type:	*Units*	*a*	*b*	*Duplicate*				
Volatile Organic Compounds								
Benzene	ug/L	5	52	--	--	2 U	U	U
1,2-Dichloroethane	ug/L	5	31	U	U	2 U	U	U
1,1-Dichloroethene	ug/L	7	5100	--	--	2 U	U	U
cis-1,2-Dichloroethene	ug/L	70	1000	--	--	--	--	U
trans-1,2-Dichloroethene	ug/L	100	2000	--	--	--	U	U
Ethylbenzene	ug/L	700	10000	--	--	2 U	U	U
Methylene chloride	ug/L	5	380	U	U	2 U	U	U
Tetrachloroethene	ug/L	5	55	U	U	2 U	5	U
Trichloroethene	ug/L	5	31	U	U	2 U	U	U
Vinyl chloride	ug/L	2	4	**20**[ab]	**20**[ab]	**15**[ab]	**12**[ab]	**8**[ab]
Semi-Volatile Organic Compounds								
Indeno(1,2,3-cd)pyrene	mg/L	0.0012	0.0039	U	U	--	--	--
Polychlorinated Biphenyls								
Total PCBs	mg/L	0.0005	0.0014	--	--	--	--	--
Metals								
Arsenic	mg/L	0.01	0.01	--	--	--	--	--
Arsenic (Dissolved)	mg/L	0.01	0.01	--	--	--	--	--
Cadmium	mg/L	0.005	0.051	--	--	--	--	--
Cadmium (Dissolved)	mg/L	0.005	0.051	--	--	--	--	--
Lead	mg/L	0.015	0.042	--	--	--	--	--
Lead (Dissolved)	mg/L	0.015	0.042	--	--	--	--	--

Notes:

See Notes on Table 3.7

TABLE 3.5

GROUNDWATER SAMPLE ANALYTICAL RESULTS – AOI 35
CURRENT CONDITIONS REPORT SUPPLEMENT
FORMER MANUAL TRANSMISSIONS OF MUNCIE
MUNCIE, INDIANA

Sample Location:		*IDEM*	*IDEM*	*MW-9*	*MW-9*	*MW-9*	*MW-9*	*MW-9*
Sample ID:		*RISC*	*RISC*	*MW-9*	*MW-9*	*MW-9*	*GW-17330-101002-EH-030*	*GW-17330-101002-EH-031*
Sample Date:		*RDCL*	*IDCL*	*3/21/1996*	*10/1/1998*	*4/1/1999*	*10/10/2002*	*10/10/2002*
Sample Type:	*Units*	*a*	*b*					*Duplicate*
Volatile Organic Compounds								
Benzene	ug/L	5	52	U	U	U	1.0 U	1.0 U
1,2-Dichloroethane	ug/L	5	31	U	U	U	1.0 U	1.0 U
1,1-Dichloroethene	ug/L	7	5100	U	U	U	1.0 U	1.0 U
cis-1,2-Dichloroethene	ug/L	70	1000	2	1.1	U	1.2	1.1
trans-1,2-Dichloroethene	ug/L	100	2000	U	U	U	1.0 U	1.0 U
Ethylbenzene	ug/L	700	10000	U	U	U	1.0 U	1.0 U
Methylene chloride	ug/L	5	380	2	**7 JB[a]**	U	5.0 U	5.0 U
Tetrachloroethene	ug/L	5	55	U	U	U	1.0 U	1.0 U
Trichloroethene	ug/L	5	31	U	U	U	1.0 U	1.0 U
Vinyl chloride	ug/L	2	4	**10[ab]**	**14[ab]**	**15[ab]**	**14[ab]**	**13[ab]**
Semi-Volatile Organic Compounds								
Indeno(1,2,3-cd)pyrene	mg/L	0.0012	0.0039	--	--	--	--	--
Polychlorinated Biphenyls								
Total PCBs	mg/L	0.0005	0.0014	--	--	--	--	--
Metals								
Arsenic	mg/L	0.01	0.01	--	--	--	--	--
Arsenic (Dissolved)	mg/L	0.01	0.01	--	--	--	--	--
Cadmium	mg/L	0.005	0.051	--	--	--	--	--
Cadmium (Dissolved)	mg/L	0.005	0.051	--	--	--	--	--
Lead	mg/L	0.015	0.042	--	--	--	--	--
Lead (Dissolved)	mg/L	0.015	0.042	--	--	--	--	--

Notes:

See Notes on Table 3.7

TABLE 3.5

GROUNDWATER SAMPLE ANALYTICAL RESULTS – AOI 35
CURRENT CONDITIONS REPORT SUPPLEMENT
FORMER MANUAL TRANSMISSIONS OF MUNCIE
MUNCIE, INDIANA

Sample Location:		*IDEM*	*IDEM*	*MW-9*	*MW-9*	*MW-9*	*MW-9*	*MW-9*
Sample ID:		*RISC*	*RISC*	*GW-072204-MR-022*	*GW-017330-042805-TP-028*	*GW-017330-102005-MM-023*	*GW-017330-051106-NH-029*	*GW-017324-111108-NH-002*
Sample Date:		*RDCL*	*IDCL*	*7/22/2004*	*4/28/2005*	*10/20/2005*	*5/11/2006*	*11/11/2008*
Sample Type:	*Units*	*a*	*b*					
Volatile Organic Compounds								
Benzene	ug/L	5	52	1.0 U	1.0 U	1.0 U	1 U	1 U
1,2-Dichloroethane	ug/L	5	31	1.0 U	1.0 U	1.0 U	1 U	1 U
1,1-Dichloroethene	ug/L	7	5100	1.0 U	1.0 U	1.0 U	1 U	1 U
cis-1,2-Dichloroethene	ug/L	70	1000	3.0	1.0 U	1.0	1.3 U	1 U
trans-1,2-Dichloroethene	ug/L	100	2000	1.1 J	1.0 U	1.0 U	0.16 J	1 U
Ethylbenzene	ug/L	700	10000	1.0 U	1.0 U	1.0 U	1 U	1 U
Methylene chloride	ug/L	5	380	1.0 U	1.0 U	1.0 UJ	1 UJ	1 U
Tetrachloroethene	ug/L	5	55	0.42 J	1.0 U	4.2	1 U	1 U
Trichloroethene	ug/L	5	31	**13**[a]	6.9 U	0.49 J	1.9 U	1 U
Vinyl chloride	ug/L	2	4	**12**[ab]	**8.9**[ab]	**11**[ab]	**7.9**[ab]	**12**[ab]
Semi-Volatile Organic Compounds								
Indeno(1,2,3-cd)pyrene	mg/L	0.0012	0.0039	--	--	--	0.0002 U	0.0002 U
Polychlorinated Biphenyls								
Total PCBs	mg/L	0.0005	0.0014	--	--	--	--	--
Metals								
Arsenic	mg/L	0.01	0.01	--	--	--	0.01 U	0.01 U
Arsenic (Dissolved)	mg/L	0.01	0.01	--	--	--	0.01 U	0.01 U
Cadmium	mg/L	0.005	0.051	--	--	--	0.005 U	0.005 U
Cadmium (Dissolved)	mg/L	0.005	0.051	--	--	--	0.005 U	0.005 U
Lead	mg/L	0.015	0.042	--	--	--	0.003 U	0.003 U
Lead (Dissolved)	mg/L	0.015	0.042	--	--	--	0.003 U	0.003 U

Notes:

See Notes on Table 3.7

TABLE 3.5

GROUNDWATER SAMPLE ANALYTICAL RESULTS – AOI 35
CURRENT CONDITIONS REPORT SUPPLEMENT
FORMER MANUAL TRANSMISSIONS OF MUNCIE
MUNCIE, INDIANA

Sample Location:		*IDEM*	*IDEM*	*MW-10*	*MW-10*	*MW-10*	*MW-10*	*MW-10*
Sample ID:		*RISC*	*RISC*	*MW-10*	*MW-10*	*MW-10*	*MW-200*	*MW-10(ABANDONED)*
Sample Date:		*RDCL*	*IDCL*	*1/1/1989*	*1/1/1990*	*7/11/1990*	*7/11/1990*	*1/1/1989*
Sample Type:	*Units*	*a*	*b*				*Duplicate*	
Volatile Organic Compounds								
Benzene	ug/L	5	52	--	--	2 U	2 U	U
1,2-Dichloroethane	ug/L	5	31	--	U	2 U	2 U	U
1,1-Dichloroethene	ug/L	7	5100	--	--	2 U	2 U	U
cis-1,2-Dichloroethene	ug/L	70	1000	--	--	--	--	U
trans-1,2-Dichloroethene	ug/L	100	2000	--	--	--	--	U
Ethylbenzene	ug/L	700	10000	--	--	2 U	2 U	U
Methylene chloride	ug/L	5	380	--	U	2 U	2 U	U
Tetrachloroethene	ug/L	5	55	--	U	2 U	2 U	U
Trichloroethene	ug/L	5	31	--	U	2 U	2 U	U
Vinyl chloride	ug/L	2	4	--	U	2 U	2 U	U
Semi-Volatile Organic Compounds								
Indeno(1,2,3-cd)pyrene	mg/L	0.0012	0.0039	U	U	--	--	--
Polychlorinated Biphenyls								
Total PCBs	mg/L	0.0005	0.0014	--	--	--	--	--
Metals								
Arsenic	mg/L	0.01	0.01	--	--	--	--	--
Arsenic (Dissolved)	mg/L	0.01	0.01	--	--	--	--	--
Cadmium	mg/L	0.005	0.051	--	--	--	--	--
Cadmium (Dissolved)	mg/L	0.005	0.051	--	--	--	--	--
Lead	mg/L	0.015	0.042	--	--	--	--	--
Lead (Dissolved)	mg/L	0.015	0.042	--	--	--	--	--

Notes:

See Notes on Table 3.7

TABLE 3.5

GROUNDWATER SAMPLE ANALYTICAL RESULTS – AOI 35
CURRENT CONDITIONS REPORT SUPPLEMENT
FORMER MANUAL TRANSMISSIONS OF MUNCIE
MUNCIE, INDIANA

Sample Location:		*IDEM*	*IDEM*	*MW-10*	*MW-10*	*MW-10*	*MW-10*	*MW-10*
Sample ID:		*RISC*	*RISC*	*MW-10(ABANDONED)*	*MW-10(ABANDONED)*	*MW-10(ABANDONED)*	*MW-10(ABANDONED)*	*MW-10(ABANDONED)*
Sample Date:		*RDCL*	*IDCL*	*12/1/1991*	*6/11/1994*	*3/21/1996*	*10/1/1998*	*4/1/1999*
Sample Type:	*Units*	*a*	*b*					
Volatile Organic Compounds								
Benzene	ug/L	5	52	U	U	U	U	U
1,2-Dichloroethane	ug/L	5	31	U	U	U	U	U
1,1-Dichloroethene	ug/L	7	5100	U	U	U	U	U
cis-1,2-Dichloroethene	ug/L	70	1000	--	U	U	U	U
trans-1,2-Dichloroethene	ug/L	100	2000	U	U	U	U	U
Ethylbenzene	ug/L	700	10000	U	U	U	U	U
Methylene chloride	ug/L	5	380	**7**[a]	U	2	**8.3 JB**[a]	U
Tetrachloroethene	ug/L	5	55	U	U	U	U	U
Trichloroethene	ug/L	5	31	U	U	U	U	U
Vinyl chloride	ug/L	2	4	U	U	U	U	U
Semi-Volatile Organic Compounds								
Indeno(1,2,3-cd)pyrene	mg/L	0.0012	0.0039	--	--	--	--	--
Polychlorinated Biphenyls								
Total PCBs	mg/L	0.0005	0.0014	--	--	--	--	--
Metals								
Arsenic	mg/L	0.01	0.01	--	--	--	--	--
Arsenic (Dissolved)	mg/L	0.01	0.01	--	--	--	--	--
Cadmium	mg/L	0.005	0.051	--	--	--	--	--
Cadmium (Dissolved)	mg/L	0.005	0.051	--	--	--	--	--
Lead	mg/L	0.015	0.042	--	--	--	--	--
Lead (Dissolved)	mg/L	0.015	0.042	--	--	--	--	--

Notes:

See Notes on Table 3.7

TABLE 3.5

GROUNDWATER SAMPLE ANALYTICAL RESULTS – AOI 35
CURRENT CONDITIONS REPORT SUPPLEMENT
FORMER MANUAL TRANSMISSIONS OF MUNCIE
MUNCIE, INDIANA

Sample Location:		*IDEM*	*IDEM*	*MW-11*	*MW-11*	*MW-11*	*MW-11*	*MW-11*
Sample ID:		*RISC*	*RISC*	*MW-11*	*MW-11*	*MW-11*	*MW-11*	*MW-11*
Sample Date:		*RDCL*	*IDCL*	*1/1/1989*	*10/1/1989*	*7/9/1990*	*1/1/1991*	*6/01/1994*
Sample Type:	*Units*	*a*	*b*					
Volatile Organic Compounds								
Benzene	ug/L	5	52	U	--	2 U	U	U
1,2-Dichloroethane	ug/L	5	31	U	--	2 U	U	U
1,1-Dichloroethene	ug/L	7	5100	U	--	2 U	U	U
cis-1,2-Dichloroethene	ug/L	70	1000	U	--	--	--	U
trans-1,2-Dichloroethene	ug/L	100	2000	U	--	--	U	U
Ethylbenzene	ug/L	700	10000	U	--	2 U	U	U
Methylene chloride	ug/L	5	380	U	--	2 U	U	U
Tetrachloroethene	ug/L	5	55	U	--	2 U	U	U
Trichloroethene	ug/L	5	31	U	--	3	U	U
Vinyl chloride	ug/L	2	4	U	--	2 U	U	U
Semi-Volatile Organic Compounds								
Indeno(1,2,3-cd)pyrene	mg/L	0.0012	0.0039	--	U	--	--	--
Polychlorinated Biphenyls								
Total PCBs	mg/L	0.0005	0.0014	--	--	--	--	--
Metals								
Arsenic	mg/L	0.01	0.01	--	--	--	--	--
Arsenic (Dissolved)	mg/L	0.01	0.01	--	--	--	--	--
Cadmium	mg/L	0.005	0.051	--	--	--	--	--
Cadmium (Dissolved)	mg/L	0.005	0.051	--	--	--	--	--
Lead	mg/L	0.015	0.042	--	--	--	--	--
Lead (Dissolved)	mg/L	0.015	0.042	--	--	--	--	--

Notes:

See Notes on Table 3.7

TABLE 3.5

GROUNDWATER SAMPLE ANALYTICAL RESULTS – AOI 35
CURRENT CONDITIONS REPORT SUPPLEMENT
FORMER MANUAL TRANSMISSIONS OF MUNCIE
MUNCIE, INDIANA

Sample Location:		*IDEM*	*IDEM*	*MW-11*	*MW-11*	*MW-11*	*MW-11*	*MW-11*
Sample ID:		*RISC*	*RISC*	*MW-11*	*MW-11*	*MW-11*	*GW-17330-101002-EH-013*	*GW-072104-MR-016*
Sample Date:		*RDCL*	*IDCL*	*3/21/1996*	*10/1/1998*	*4/1/1999*	*10/10/2002*	*7/21/2004*
Sample Type:	*Units*	*a*	*b*					
Volatile Organic Compounds								
Benzene	ug/L	5	52	U	U	U	1.0 U	1.0 U
1,2-Dichloroethane	ug/L	5	31	U	U	U	1.0 U	1.0 U
1,1-Dichloroethene	ug/L	7	5100	U	U	U	1.0 U	1.0 U
cis-1,2-Dichloroethene	ug/L	70	1000	U	U	U	1.0 U	2.2 J
trans-1,2-Dichloroethene	ug/L	100	2000	U	U	U	1.0 U	0.89 J
Ethylbenzene	ug/L	700	10000	U	U	U	1.0 U	1.0 U
Methylene chloride	ug/L	5	380	1	**10 JB[a]**	U	5.0 U	1.0 U
Tetrachloroethene	ug/L	5	55	U	U	U	1.0 U	1.0 U
Trichloroethene	ug/L	5	31	U	U	U	1.0 U	**20 J[a]**
Vinyl chloride	ug/L	2	4	U	U	U	1.0 U	1.0 U
Semi-Volatile Organic Compounds								
Indeno(1,2,3-cd)pyrene	mg/L	0.0012	0.0039	--	--	--	--	0.00012
Polychlorinated Biphenyls								
Total PCBs	mg/L	0.0005	0.0014	--	--	--	--	--
Metals								
Arsenic	mg/L	0.01	0.01	--	--	--	--	0.0063 J
Arsenic (Dissolved)	mg/L	0.01	0.01	--	--	--	--	--
Cadmium	mg/L	0.005	0.051	--	--	--	--	0.00070 J
Cadmium (Dissolved)	mg/L	0.005	0.051	--	--	--	--	--
Lead	mg/L	0.015	0.042	--	--	--	--	0.0047
Lead (Dissolved)	mg/L	0.015	0.042	--	--	--	--	--

Notes:

See Notes on Table 3.7

TABLE 3.5

GROUNDWATER SAMPLE ANALYTICAL RESULTS – AOI 35
CURRENT CONDITIONS REPORT SUPPLEMENT
FORMER MANUAL TRANSMISSIONS OF MUNCIE
MUNCIE, INDIANA

Sample Location:		*IDEM*	*IDEM*	*MW-11*	*MW-11*	*MW-11*	*MW-11*	*MW-12*
Sample ID:		*RISC*	*RISC*	*GW-017330-042805-TP-019*	*GW-017330-101905-MM-012*	*GW-017330-051006-NH-023*	*GW-017324-111408-NH-021*	*MW-12*
Sample Date:		*RDCL*	*IDCL*	*4/28/2005*	*10/19/2005*	*5/10/2006*	*11/14/2008*	*7/10/1990*
Sample Type:	*Units*	*a*	*b*					
Volatile Organic Compounds								
Benzene	ug/L	5	52	1.0 UJ	1.0 U	1 U	1 U	2 U
1,2-Dichloroethane	ug/L	5	31	1.0 U	1.0 U	1 U	1 U	2 U
1,1-Dichloroethene	ug/L	7	5100	1.0 U	1.0 U	1 U	1 U	2 U
cis-1,2-Dichloroethene	ug/L	70	1000	2.0 U	1.0 U	0.57 J	1 U	--
trans-1,2-Dichloroethene	ug/L	100	2000	1.0 U	1.0 U	0.22 J	1 U	--
Ethylbenzene	ug/L	700	10000	1.0 U	1.0 U	1 U	1 U	2 U
Methylene chloride	ug/L	5	380	1.0 U	1.0 UJ	1 U	1 U	2 U
Tetrachloroethene	ug/L	5	55	1.0 U	1.0 U	1 U	1 U	2 U
Trichloroethene	ug/L	5	31	3.2 U	1.0 U	**14**[a]	1 U	3
Vinyl chloride	ug/L	2	4	0.48 J	1.0 U	1 U	1 U	2 U
Semi-Volatile Organic Compounds								
Indeno(1,2,3-cd)pyrene	mg/L	0.0012	0.0039	0.0001 UJ	0.0001 U	0.0002 U	0.0002 U	--
Polychlorinated Biphenyls								
Total PCBs	mg/L	0.0005	0.0014	--	--	--	--	--
Metals								
Arsenic	mg/L	0.01	0.01	0.010 U	0.010 U	**0.0114**[ab]	0.01 U	--
Arsenic (Dissolved)	mg/L	0.01	0.01	--	--	0.01 U	0.01 U	--
Cadmium	mg/L	0.005	0.051	0.0050 U	0.0050 U	0.0011 J	0.005 U	--
Cadmium (Dissolved)	mg/L	0.005	0.051	--	--	0.005 U	0.005 U	--
Lead	mg/L	0.015	0.042	0.0030 U	0.0030 U	0.0034	0.003 U	--
Lead (Dissolved)	mg/L	0.015	0.042	--	--	0.003 U	0.003 U	--

Notes:

See Notes on Table 3.7

TABLE 3.5

GROUNDWATER SAMPLE ANALYTICAL RESULTS – AOI 35
CURRENT CONDITIONS REPORT SUPPLEMENT
FORMER MANUAL TRANSMISSIONS OF MUNCIE
MUNCIE, INDIANA

Sample Location:		*IDEM*	*IDEM*	*MW-12*	*MW-12*	*MW-12*	*MW-12*	*MW-12*
Sample ID:		*RISC*	*RISC*	*MW-12*	*MW-12*	*MW-12*	*MW-12*	*MW-12*
Sample Date:		*RDCL*	*IDCL*	*1/1/1991*	*12/1/1991*	*6/15/1994*	*3/21/1996*	*5/1/1997*
Sample Type:	*Units*	*a*	*b*					
Volatile Organic Compounds								
Benzene	ug/L	5	52	U	U	U	U	U
1,2-Dichloroethane	ug/L	5	31	U	U	U	U	U
1,1-Dichloroethene	ug/L	7	5100	U	U	U	U	U
cis-1,2-Dichloroethene	ug/L	70	1000	U	--	U	U	U
trans-1,2-Dichloroethene	ug/L	100	2000	U	U	U	U	U
Ethylbenzene	ug/L	700	10000	U	U	U	U	U
Methylene chloride	ug/L	5	380	U	U	U	1	U
Tetrachloroethene	ug/L	5	55	U	U	U	U	U
Trichloroethene	ug/L	5	31	U	U	2	3	1.8
Vinyl chloride	ug/L	2	4	U	U	U	U	U
Semi-Volatile Organic Compounds								
Indeno(1,2,3-cd)pyrene	mg/L	0.0012	0.0039	--	--	--	--	--
Polychlorinated Biphenyls								
Total PCBs	mg/L	0.0005	0.0014	--	--	--	--	--
Metals								
Arsenic	mg/L	0.01	0.01	--	--	--	--	--
Arsenic (Dissolved)	mg/L	0.01	0.01	--	--	--	--	--
Cadmium	mg/L	0.005	0.051	--	--	--	--	--
Cadmium (Dissolved)	mg/L	0.005	0.051	--	--	--	--	--
Lead	mg/L	0.015	0.042	--	--	--	--	--
Lead (Dissolved)	mg/L	0.015	0.042	--	--	--	--	--

Notes:

See Notes on Table 3.7

TABLE 3.5

GROUNDWATER SAMPLE ANALYTICAL RESULTS – AOI 35
CURRENT CONDITIONS REPORT SUPPLEMENT
FORMER MANUAL TRANSMISSIONS OF MUNCIE
MUNCIE, INDIANA

Sample Location:		*IDEM*	*IDEM*	*MW-12*	*MW-12*	*MW-12*	*MW-12*	*MW-12*
Sample ID:		*RISC*	*RISC*	*MW-12*	*MW-12*	*MW-12*	*MW-12*	*MW-12*
Sample Date:		*RDCL*	*IDCL*	*9/16/1997*	*1/10/1998*	*1/14/1998*	*4/1/1999*	*10/1/2000*
Sample Type:	*Units*	*a*	*b*					
Volatile Organic Compounds								
Benzene	ug/L	5	52	U	U	U	U	U
1,2-Dichloroethane	ug/L	5	31	U	U	U	U	U
1,1-Dichloroethene	ug/L	7	5100	U	U	U	U	U
cis-1,2-Dichloroethene	ug/L	70	1000	U	U	U	U	U
trans-1,2-Dichloroethene	ug/L	100	2000	U	U	U	U	U
Ethylbenzene	ug/L	700	10000	U	U	U	U	U
Methylene chloride	ug/L	5	380	U	**10**[a]	U	U	U
Tetrachloroethene	ug/L	5	55	U	U	U	U	U
Trichloroethene	ug/L	5	31	2.1	1.8	1.9	1.5	1.4
Vinyl chloride	ug/L	2	4	U	U	U	U	U
Semi-Volatile Organic Compounds								
Indeno(1,2,3-cd)pyrene	mg/L	0.0012	0.0039	--	--	--	--	--
Polychlorinated Biphenyls								
Total PCBs	mg/L	0.0005	0.0014	--	--	--	--	--
Metals								
Arsenic	mg/L	0.01	0.01	--	--	--	--	--
Arsenic (Dissolved)	mg/L	0.01	0.01	--	--	--	--	--
Cadmium	mg/L	0.005	0.051	--	--	--	--	--
Cadmium (Dissolved)	mg/L	0.005	0.051	--	--	--	--	--
Lead	mg/L	0.015	0.042	--	--	--	--	--
Lead (Dissolved)	mg/L	0.015	0.042	--	--	--	--	--

Notes:

See Notes on Table 3.7

TABLE 3.5

GROUNDWATER SAMPLE ANALYTICAL RESULTS – AOI 35
CURRENT CONDITIONS REPORT SUPPLEMENT
FORMER MANUAL TRANSMISSIONS OF MUNCIE
MUNCIE, INDIANA

Sample Location:		*IDEM*	*IDEM*	*MW-12*	*MW-12*	*MW-12*	*MW-12*	*MW-12*
Sample ID:		*RISC*	*RISC*	*MW-12*	*GW-17330-100902-EH-001*	*GW-072004-MR-001*	*GW-017330-042605-TP-002*	*GW-017330-101805-MM-001*
Sample Date:		*RDCL*	*IDCL*	*3/27/2001*	*10/9/2002*	*7/20/2004*	*4/26/2005*	*10/18/2005*
Sample Type:	*Units*	*a*	*b*					
Volatile Organic Compounds								
Benzene	ug/L	5	52	U	1.0 U	1.0 U	1.0 U	1.0 U
1,2-Dichloroethane	ug/L	5	31	U	1.0 U	1.0 U	1.0 U	1.0 U
1,1-Dichloroethene	ug/L	7	5100	U	1.0 U	1.0 U	1.0 U	1.0 U
cis-1,2-Dichloroethene	ug/L	70	1000	U	1.0 U	1.0 U	1.0 U	1.0 U
trans-1,2-Dichloroethene	ug/L	100	2000	U	1.0 U	1.0 U	1.0 U	1.0 U
Ethylbenzene	ug/L	700	10000	U	1.0 U	1.0 U	1.0 U	1.0 U
Methylene chloride	ug/L	5	380	U	5.0 U	1.0 U	1.0 U	1.0 U
Tetrachloroethene	ug/L	5	55	U	1.0 U	1.0 U	1.0 U	1.0 U
Trichloroethene	ug/L	5	31	1.3	0.64 J	1.3	0.78 J	0.71 J
Vinyl chloride	ug/L	2	4	U	1.0 U	1.0 U	1.0 U	1.0 U
Semi-Volatile Organic Compounds								
Indeno(1,2,3-cd)pyrene	mg/L	0.0012	0.0039	--	--	--	--	--
Polychlorinated Biphenyls								
Total PCBs	mg/L	0.0005	0.0014	--	--	--	--	--
Metals								
Arsenic	mg/L	0.01	0.01	--	--	--	--	--
Arsenic (Dissolved)	mg/L	0.01	0.01	--	--	--	--	--
Cadmium	mg/L	0.005	0.051	--	--	--	--	--
Cadmium (Dissolved)	mg/L	0.005	0.051	--	--	--	--	--
Lead	mg/L	0.015	0.042	--	--	--	--	--
Lead (Dissolved)	mg/L	0.015	0.042	--	--	--	--	--

Notes:

See Notes on Table 3.7

TABLE 3.5

GROUNDWATER SAMPLE ANALYTICAL RESULTS – AOI 35
CURRENT CONDITIONS REPORT SUPPLEMENT
FORMER MANUAL TRANSMISSIONS OF MUNCIE
MUNCIE, INDIANA

Sample Location:		*IDEM*	*IDEM*	*MW-12*	*MW-12*	*MW-12*	*MW-12*	*MW-13*
Sample ID:		*RISC*	*RISC*	*GW-017330-050806-NH-001*	*GW-017324-111108-NH-003*	*GW-17324-030310-GL-011*	*GW-17324-030310-GL-012*	*MW-13*
Sample Date:		*RDCL*	*IDCL*	*5/8/2006*	*11/11/2008*	*3/3/2010*	*3/3/2010*	*10/1/1989*
Sample Type:	*Units*	*a*	*b*				*Duplicate*	
Volatile Organic Compounds								
Benzene	ug/L	5	52	1 U	1 U	--	--	U
1,2-Dichloroethane	ug/L	5	31	1 U	1 U	--	--	U
1,1-Dichloroethene	ug/L	7	5100	1 U	1 U	--	--	U
cis-1,2-Dichloroethene	ug/L	70	1000	1 U	1 U	--	--	U
trans-1,2-Dichloroethene	ug/L	100	2000	1 U	1 U	--	--	U
Ethylbenzene	ug/L	700	10000	1 U	1 U	--	--	U
Methylene chloride	ug/L	5	380	1 UJ	1 U	--	--	U
Tetrachloroethene	ug/L	5	55	1 U	1 U	--	--	U
Trichloroethene	ug/L	5	31	0.8 J	1.1	--	--	U
Vinyl chloride	ug/L	2	4	1 U	1 U	--	--	**10[ab]**
Semi-Volatile Organic Compounds								
Indeno(1,2,3-cd)pyrene	mg/L	0.0012	0.0039	0.0002 U	0.0002 U	--	--	--
Polychlorinated Biphenyls								
Total PCBs	mg/L	0.0005	0.0014	--	--	U	U	--
Metals								
Arsenic	mg/L	0.01	0.01	0.01 U	0.01 U	--	--	--
Arsenic (Dissolved)	mg/L	0.01	0.01	0.01 U	0.01 U	--	--	--
Cadmium	mg/L	0.005	0.051	0.005 U	0.005 U	--	--	--
Cadmium (Dissolved)	mg/L	0.005	0.051	0.005 U	0.005 U	--	--	--
Lead	mg/L	0.015	0.042	0.003 U	0.003 U	0.015 U	0.015 U	--
Lead (Dissolved)	mg/L	0.015	0.042	0.003 U	0.003 U	0.015 U	0.015 U	--

Notes:

See Notes on Table 3.7

TABLE 3.5

GROUNDWATER SAMPLE ANALYTICAL RESULTS – AOI 35
CURRENT CONDITIONS REPORT SUPPLEMENT
FORMER MANUAL TRANSMISSIONS OF MUNCIE
MUNCIE, INDIANA

Sample Location:		*IDEM*	*IDEM*	*MW-13*	*MW-13*	*MW-13*	*MW-13*	*MW-13*
Sample ID:		*RISC*	*RISC*	*MW-13*	*MW-13*	*MW-13*	*MW-201*	*MW-13*
Sample Date:		*RDCL*	*IDCL*	*1/1/1990*	*7/10/1990*	*7/11/1990*	*7/11/1990*	*12/1/1991*
Sample Type:	*Units*	*a*	*b*				*Duplicate*	
Volatile Organic Compounds								
Benzene	ug/L	5	52	--	U	2 U	2 U	U
1,2-Dichloroethane	ug/L	5	31	U	U	2 U	2 U	1.3
1,1-Dichloroethene	ug/L	7	5100	--	U	2 U	2 U	U
cis-1,2-Dichloroethene	ug/L	70	1000	--	--	--	--	--
trans-1,2-Dichloroethene	ug/L	100	2000	--	--	--	--	U
Ethylbenzene	ug/L	700	10000	--	U	2 U	2 U	U
Methylene chloride	ug/L	5	380	U	U	2 U	2 U	U
Tetrachloroethene	ug/L	5	55	U	U	2 U	2 U	U
Trichloroethene	ug/L	5	31	U	U	2 U	2 U	2
Vinyl chloride	ug/L	2	4	U	**20[ab]**	**20[ab]**	**25[ab]**	**29[ab]**
Semi-Volatile Organic Compounds								
Indeno(1,2,3-cd)pyrene	mg/L	0.0012	0.0039	--	--	--	--	--
Polychlorinated Biphenyls								
Total PCBs	mg/L	0.0005	0.0014	--	--	--	--	--
Metals								
Arsenic	mg/L	0.01	0.01	--	--	--	--	--
Arsenic (Dissolved)	mg/L	0.01	0.01	--	--	--	--	--
Cadmium	mg/L	0.005	0.051	--	--	--	--	--
Cadmium (Dissolved)	mg/L	0.005	0.051	--	--	--	--	--
Lead	mg/L	0.015	0.042	--	--	--	--	--
Lead (Dissolved)	mg/L	0.015	0.042	--	--	--	--	--

Notes:

See Notes on Table 3.7

TABLE 3.5

GROUNDWATER SAMPLE ANALYTICAL RESULTS – AOI 35
CURRENT CONDITIONS REPORT SUPPLEMENT
FORMER MANUAL TRANSMISSIONS OF MUNCIE
MUNCIE, INDIANA

Sample Location:		*IDEM*	*IDEM*	*MW-13*	*MW-13*	*MW-13*	*MW-13*	*MW-13*
Sample ID:		*RISC*	*RISC*	*MW-13*	*MW-13*	*MW-13*	*MW-13*	*MW-13*
Sample Date:		*RDCL*	*IDCL*	*6/1/1994*	*3/21/1996*	*5/2/1997*	*9/17/1997*	*1/14/1998*
Sample Type:	*Units*	*a*	*b*					
Volatile Organic Compounds								
Benzene	ug/L	5	52	U	U	U	U	U
1,2-Dichloroethane	ug/L	5	31	**21**[a]	U	U	U	U
1,1-Dichloroethene	ug/L	7	5100	U	0.5	U	U	U
cis-1,2-Dichloroethene	ug/L	70	1000	12	41	21	44	44
trans-1,2-Dichloroethene	ug/L	100	2000	U	2	1.9	4.3	4.2
Ethylbenzene	ug/L	700	10000	U	U	U	U	U
Methylene chloride	ug/L	5	380	U	U	U	U	U
Tetrachloroethene	ug/L	5	55	U	U	U	U	U
Trichloroethene	ug/L	5	31	1	2	**6**[a]	3.1	2.6
Vinyl chloride	ug/L	2	4	**11**[ab]	**31**[ab]	**24**[ab]	**34**[ab]	**30**[ab]
Semi-Volatile Organic Compounds								
Indeno(1,2,3-cd)pyrene	mg/L	0.0012	0.0039	--	--	--	--	--
Polychlorinated Biphenyls								
Total PCBs	mg/L	0.0005	0.0014	--	--	--	--	--
Metals								
Arsenic	mg/L	0.01	0.01	--	--	--	--	--
Arsenic (Dissolved)	mg/L	0.01	0.01	--	--	--	--	--
Cadmium	mg/L	0.005	0.051	--	--	--	--	--
Cadmium (Dissolved)	mg/L	0.005	0.051	--	--	--	--	--
Lead	mg/L	0.015	0.042	--	--	--	--	--
Lead (Dissolved)	mg/L	0.015	0.042	--	--	--	--	--

Notes:

See Notes on Table 3.7

TABLE 3.5

GROUNDWATER SAMPLE ANALYTICAL RESULTS – AOI 35
CURRENT CONDITIONS REPORT SUPPLEMENT
FORMER MANUAL TRANSMISSIONS OF MUNCIE
MUNCIE, INDIANA

Sample Location:		*IDEM*	*IDEM*	*MW-13*	*MW-13*	*MW-13*	*MW-13*	*MW-13*
Sample ID:		*RISC*	*RISC*	*MW-13*	*MW-13*	*MW-13*	*MW-13*	*GW-17330-100902-EH-022*
Sample Date:		*RDCL*	*IDCL*	*10/1/1998*	*4/1/1999*	*10/1/2000*	*3/27/2001*	*10/9/2002*
Sample Type:	*Units*	*a*	*b*					
Volatile Organic Compounds								
Benzene	ug/L	5	52	U	U	U	U	3.0
1,2-Dichloroethane	ug/L	5	31	U	U	U	1.3	1.6 J
1,1-Dichloroethene	ug/L	7	5100	U	1.4	3.6	U	1.2 J
cis-1,2-Dichloroethene	ug/L	70	1000	43	55	35	31	68
trans-1,2-Dichloroethene	ug/L	100	2000	3.9	5.2	3.2	2.7	5.7
Ethylbenzene	ug/L	700	10000	U	U	U	U	2.5 U
Methylene chloride	ug/L	5	380	**9.1 J[a]**	U	U	U	12 U
Tetrachloroethene	ug/L	5	55	U	U	U	U	2.5 U
Trichloroethene	ug/L	5	31	2.5	2.6	U	U	1.3 J
Vinyl chloride	ug/L	2	4	**27[ab]**	**25[ab]**	**33[ab]**	**22[ab]**	**17[ab]**
Semi-Volatile Organic Compounds								
Indeno(1,2,3-cd)pyrene	mg/L	0.0012	0.0039	--	--	--	--	--
Polychlorinated Biphenyls								
Total PCBs	mg/L	0.0005	0.0014	--	--	--	--	--
Metals								
Arsenic	mg/L	0.01	0.01	--	--	--	--	--
Arsenic (Dissolved)	mg/L	0.01	0.01	--	--	--	--	--
Cadmium	mg/L	0.005	0.051	--	--	--	--	--
Cadmium (Dissolved)	mg/L	0.005	0.051	--	--	--	--	--
Lead	mg/L	0.015	0.042	--	--	--	--	--
Lead (Dissolved)	mg/L	0.015	0.042	--	--	--	--	--

Notes:

See Notes on Table 3.7

TABLE 3.5

GROUNDWATER SAMPLE ANALYTICAL RESULTS – AOI 35
CURRENT CONDITIONS REPORT SUPPLEMENT
FORMER MANUAL TRANSMISSIONS OF MUNCIE
MUNCIE, INDIANA

Sample Location:		*IDEM*	*IDEM*	*MW-13*	*MW-13*	*MW-13*	*MW-13*	*MW-13*
Sample ID:		*RISC*	*RISC*	*GW-072304-MR-031*	*GW-072304-MR-033*	*GW-017330-042805-TP-016*	*GW-017330-101805-MM-008*	*GW-017330-051106-NH-025*
Sample Date:		*RDCL*	*IDCL*	*7/23/2004*	*7/23/2004*	*4/28/2005*	*10/18/2005*	*5/11/2006*
Sample Type:	*Units*	*a*	*b*		*Duplicate*			
Volatile Organic Compounds								
Benzene	ug/L	5	52	1.6 J	1.6 J	1.5 U	1.4 J	1.4 J
1,2-Dichloroethane	ug/L	5	31	2.0 U	2.0 U	0.62 J	0.38 J	1.7 U
1,1-Dichloroethene	ug/L	7	5100	2.0 U	0.59 J	0.38 J	0.91 J	1.2 J
cis-1,2-Dichloroethene	ug/L	70	1000	30	29	27	53	49
trans-1,2-Dichloroethene	ug/L	100	2000	2.0	1.9 J	3.3 U	3.6	3.3
Ethylbenzene	ug/L	700	10000	2.0 U	2.0 U	1.2 U	2.0 U	1.7 U
Methylene chloride	ug/L	5	380	2.0 U	2.0 U	1.2 U	2.0 U	1.7 UJ
Tetrachloroethene	ug/L	5	55	**67**[ab]	**69**[ab]	1.2 U	2.0 U	1.7 U
Trichloroethene	ug/L	5	31	0.78 J	0.77 J	4.2 U	3.8	2.9 U
Vinyl chloride	ug/L	2	4	**19**[ab]	**20**[ab]	**14**[ab]	**26**[ab]	**12**[ab]
Semi-Volatile Organic Compounds								
Indeno(1,2,3-cd)pyrene	mg/L	0.0012	0.0039	--	--	--	--	0.0002 U
Polychlorinated Biphenyls								
Total PCBs	mg/L	0.0005	0.0014	--	--	--	--	--
Metals								
Arsenic	mg/L	0.01	0.01	--	--	--	--	0.0059 J
Arsenic (Dissolved)	mg/L	0.01	0.01	--	--	--	--	0.0061 J
Cadmium	mg/L	0.005	0.051	--	--	--	--	0.005 U
Cadmium (Dissolved)	mg/L	0.005	0.051	--	--	--	--	0.005 U
Lead	mg/L	0.015	0.042	--	--	--	--	0.003 U
Lead (Dissolved)	mg/L	0.015	0.042	--	--	--	--	0.003 U

Notes:

See Notes on Table 3.7

TABLE 3.5

GROUNDWATER SAMPLE ANALYTICAL RESULTS – AOI 35
CURRENT CONDITIONS REPORT SUPPLEMENT
FORMER MANUAL TRANSMISSIONS OF MUNCIE
MUNCIE, INDIANA

Sample Location:		*IDEM*	*IDEM*	*MW-13*	*MW-14*	*MW-14*	*MW-14*	*MW-14*
Sample ID:		*RISC*	*RISC*	*GW-017324-010609-JP-001*	*MW-14(ABANDONED)*	*MW-14*	*MW-14(ABANDONED)*	*MW-14*
Sample Date:		*RDCL*	*IDCL*	*1/6/2009*	*1/1/1989*	*1/1/1990*	*7/10/1990*	*7/11/1990*
Sample Type:	*Units*	*a*	*b*					
Volatile Organic Compounds								
Benzene	ug/L	5	52	1.4 U	U	--	U	2 U
1,2-Dichloroethane	ug/L	5	31	0.68 J	U	U	U	2 U
1,1-Dichloroethene	ug/L	7	5100	0.97 J	U	--	U	2 U
cis-1,2-Dichloroethene	ug/L	70	1000	42	U	--	--	--
trans-1,2-Dichloroethene	ug/L	100	2000	2.6	U	--	--	--
Ethylbenzene	ug/L	700	10000	1.4 U	U	--	U	2 U
Methylene chloride	ug/L	5	380	1.4 U	U	U	U	2 U
Tetrachloroethene	ug/L	5	55	1.4 U	U	U	U	2 U
Trichloroethene	ug/L	5	31	0.48 J	U	U	U	2 U
Vinyl chloride	ug/L	2	4	**23**[ab]	U	U	U	2 U
Semi-Volatile Organic Compounds								
Indeno(1,2,3-cd)pyrene	mg/L	0.0012	0.0039	0.0002 U	--	--	--	--
Polychlorinated Biphenyls								
Total PCBs	mg/L	0.0005	0.0014	--	--	--	--	--
Metals								
Arsenic	mg/L	0.01	0.01	0.0062 J	--	--	--	--
Arsenic (Dissolved)	mg/L	0.01	0.01	0.0056 J	--	--	--	--
Cadmium	mg/L	0.005	0.051	0.005 U	--	--	--	--
Cadmium (Dissolved)	mg/L	0.005	0.051	0.005 U	--	--	--	--
Lead	mg/L	0.015	0.042	0.003 U	--	--	--	--
Lead (Dissolved)	mg/L	0.015	0.042	0.003 U	--	--	--	--

Notes:

See Notes on Table 3.7

TABLE 3.5

GROUNDWATER SAMPLE ANALYTICAL RESULTS – AOI 35
CURRENT CONDITIONS REPORT SUPPLEMENT
FORMER MANUAL TRANSMISSIONS OF MUNCIE
MUNCIE, INDIANA

Sample Location:		*IDEM*	*IDEM*	*MW-14*	*MW-14*	*MW-14*	*MW-14*	*MW-15*
Sample ID:		*RISC*	*RISC*	*MW-14(ABANDONED)*	*MW-14(ABANDONED)*	*MW-14(ABANDONED)*	*MW-14(ABANDONED)*	*MW-15*
Sample Date:		*RDCL*	*IDCL*	*1/1/1991*	*6/1/1994*	*3/21/1996*	*10/1/1998*	*7/9/1990*
Sample Type:	*Units*	*a*	*b*					
Volatile Organic Compounds								
Benzene	ug/L	5	52	U	U	U	U	2 U
1,2-Dichloroethane	ug/L	5	31	U	U	U	U	2 U
1,1-Dichloroethene	ug/L	7	5100	U	U	U	U	2 U
cis-1,2-Dichloroethene	ug/L	70	1000	--	U	U	U	--
trans-1,2-Dichloroethene	ug/L	100	2000	U	U	0.3	U	--
Ethylbenzene	ug/L	700	10000	U	U	U	U	2 U
Methylene chloride	ug/L	5	380	U	U	1	**8.5 J[a]**	2 U
Tetrachloroethene	ug/L	5	55	U	U	U	U	**20[a]**
Trichloroethene	ug/L	5	31	U	U	U	U	2 U
Vinyl chloride	ug/L	2	4	U	U	U	U	2 U
Semi-Volatile Organic Compounds								
Indeno(1,2,3-cd)pyrene	mg/L	0.0012	0.0039	--	--	--	--	--
Polychlorinated Biphenyls								
Total PCBs	mg/L	0.0005	0.0014	--	--	--	--	--
Metals								
Arsenic	mg/L	0.01	0.01	--	--	--	--	--
Arsenic (Dissolved)	mg/L	0.01	0.01	--	--	--	--	--
Cadmium	mg/L	0.005	0.051	--	--	--	--	--
Cadmium (Dissolved)	mg/L	0.005	0.051	--	--	--	--	--
Lead	mg/L	0.015	0.042	--	--	--	--	--
Lead (Dissolved)	mg/L	0.015	0.042	--	--	--	--	--

Notes:

See Notes on Table 3.7

TABLE 3.5

GROUNDWATER SAMPLE ANALYTICAL RESULTS – AOI 35
CURRENT CONDITIONS REPORT SUPPLEMENT
FORMER MANUAL TRANSMISSIONS OF MUNCIE
MUNCIE, INDIANA

Sample Location:		*IDEM*	*IDEM*	*MW-15*	*MW-15*	*MW-15*	*MW-15*	*MW-15*
Sample ID:		*RISC*	*RISC*	*MW-15*	*MW-15*	*MW-201*	*MW-15*	*MW-15*
Sample Date:		*RDCL*	*IDCL*	*12/1/1991*	*6/1/1994*	*6/15/1994*	*3/21/1996*	*1/14/1998*
Sample Type:	*Units*	*a*	*b*			*Duplicate*		
Volatile Organic Compounds								
Benzene	ug/L	5	52	U	U	U	U	U
1,2-Dichloroethane	ug/L	5	31	U	U	U	U	U
1,1-Dichloroethene	ug/L	7	5100	U	U	U	U	U
cis-1,2-Dichloroethene	ug/L	70	1000	--	U	U	U	U
trans-1,2-Dichloroethene	ug/L	100	2000	U	U	**120**[a]	U	U
Ethylbenzene	ug/L	700	10000	U	U	U	U	U
Methylene chloride	ug/L	5	380	U	U	U	**270**[a]	U
Tetrachloroethene	ug/L	5	55	**670**[ab]	**71**[ab]	U	**5700**[ab]	**10000**[ab]
Trichloroethene	ug/L	5	31	**9**[ab]	U	**460**[ab]	U	U
Vinyl chloride	ug/L	2	4	U	U	U	U	U
Semi-Volatile Organic Compounds								
Indeno(1,2,3-cd)pyrene	mg/L	0.0012	0.0039	--	--	--	--	--
Polychlorinated Biphenyls								
Total PCBs	mg/L	0.0005	0.0014	--	--	--	--	--
Metals								
Arsenic	mg/L	0.01	0.01	--	--	--	--	--
Arsenic (Dissolved)	mg/L	0.01	0.01	--	--	--	--	--
Cadmium	mg/L	0.005	0.051	--	--	--	--	--
Cadmium (Dissolved)	mg/L	0.005	0.051	--	--	--	--	--
Lead	mg/L	0.015	0.042	--	--	--	--	--
Lead (Dissolved)	mg/L	0.015	0.042	--	--	--	--	--

Notes:

See Notes on Table 3.7

TABLE 3.5

GROUNDWATER SAMPLE ANALYTICAL RESULTS – AOI 35
CURRENT CONDITIONS REPORT SUPPLEMENT
FORMER MANUAL TRANSMISSIONS OF MUNCIE
MUNCIE, INDIANA

Sample Location:		*IDEM*	*IDEM*	*MW-15*	*MW-15*	*MW-15*	*MW-15*	*MW-15*
Sample ID:		*RISC*	*RISC*	*MW-15*	*MW-15*	*MW-15*	*MW-15*	*MW-15*
Sample Date:		*RDCL*	*IDCL*	*10/1/1998*	*4/1/1999*	*8/5/1999*	*9/14/1999*	*10/1/2000*
Sample Type:	*Units*	*a*	*b*					
Volatile Organic Compounds								
Benzene	ug/L	5	52	U	U	100 U	100 U	U
1,2-Dichloroethane	ug/L	5	31	U	U	100 U	100 U	U
1,1-Dichloroethene	ug/L	7	5100	U	U	100 U	100 U	U
cis-1,2-Dichloroethene	ug/L	70	1000	U	U	100 U	100 U	U
trans-1,2-Dichloroethene	ug/L	100	2000	U	U	100 U	100 U	U
Ethylbenzene	ug/L	700	10000	U	U	100 U	100 U	U
Methylene chloride	ug/L	5	380	**1300 J[ab]**	U	100 U	100 U	U
Tetrachloroethene	ug/L	5	55	**14000[ab]**	**31000[ab]**	**19000[ab]**	**14000[ab]**	**920[ab]**
Trichloroethene	ug/L	5	31	U	U	100 U	100 U	**5.8[a]**
Vinyl chloride	ug/L	2	4	U	U	100 U	100 U	U
Semi-Volatile Organic Compounds								
Indeno(1,2,3-cd)pyrene	mg/L	0.0012	0.0039	--	--	--	--	--
Polychlorinated Biphenyls								
Total PCBs	mg/L	0.0005	0.0014	--	0.2 U	--	--	--
Metals								
Arsenic	mg/L	0.01	0.01	--	--	--	--	--
Arsenic (Dissolved)	mg/L	0.01	0.01	--	--	--	--	--
Cadmium	mg/L	0.005	0.051	--	--	--	--	--
Cadmium (Dissolved)	mg/L	0.005	0.051	--	--	--	--	--
Lead	mg/L	0.015	0.042	--	--	--	--	--
Lead (Dissolved)	mg/L	0.015	0.042	--	--	--	--	--

Notes:

See Notes on Table 3.7

TABLE 3.5

GROUNDWATER SAMPLE ANALYTICAL RESULTS – AOI 35
CURRENT CONDITIONS REPORT SUPPLEMENT
FORMER MANUAL TRANSMISSIONS OF MUNCIE
MUNCIE, INDIANA

Sample Location:		*IDEM*	*IDEM*	*MW-15*	*MW-15*	*MW-15*	*MW-15*	*MW-15*
Sample ID:		*RISC*	*RISC*	*MW-15*	*MW-15*	*GW-17330-101002-EH-023*	*GW-072204-MR-029*	*GW-017330-042905-TP-031*
Sample Date:		*RDCL*	*IDCL*	*3/27/2001*	*6/1/2001*	*10/10/2002*	*7/22/2004*	*4/29/2005*
Sample Type:	*Units*	*a*	*b*					
Volatile Organic Compounds								
Benzene	ug/L	5	52	U	U	250 U	140 U	33 U
1,2-Dichloroethane	ug/L	5	31	U	U	250 U	140 U	33 U
1,1-Dichloroethene	ug/L	7	5100	U	U	250 U	140 U	33 U
cis-1,2-Dichloroethene	ug/L	70	1000	U	U	250 U	140 U	33 U
trans-1,2-Dichloroethene	ug/L	100	2000	U	U	250 U	140 U	33 U
Ethylbenzene	ug/L	700	10000	U	U	250 U	140 U	33 U
Methylene chloride	ug/L	5	380	U	U	1200 U	**210**[a]	33 U
Tetrachloroethene	ug/L	5	55	**27000**[ab]	**12000**[ab]	**8100**[ab]	**4500**[ab]	**960**[ab]
Trichloroethene	ug/L	5	31	U	U	250 U	140 U	**9.7 J**[ab]
Vinyl chloride	ug/L	2	4	U	U	250 U	140 U	33 U
Semi-Volatile Organic Compounds								
Indeno(1,2,3-cd)pyrene	mg/L	0.0012	0.0039	--	--	--	--	--
Polychlorinated Biphenyls								
Total PCBs	mg/L	0.0005	0.0014	--	--	--	--	--
Metals								
Arsenic	mg/L	0.01	0.01	--	--	--	--	--
Arsenic (Dissolved)	mg/L	0.01	0.01	--	--	--	--	--
Cadmium	mg/L	0.005	0.051	--	--	--	--	--
Cadmium (Dissolved)	mg/L	0.005	0.051	--	--	--	--	--
Lead	mg/L	0.015	0.042	--	--	--	--	--
Lead (Dissolved)	mg/L	0.015	0.042	--	--	--	--	--

Notes:

See Notes on Table 3.7

TABLE 3.5

GROUNDWATER SAMPLE ANALYTICAL RESULTS – AOI 35
CURRENT CONDITIONS REPORT SUPPLEMENT
FORMER MANUAL TRANSMISSIONS OF MUNCIE
MUNCIE, INDIANA

Sample Location:		*IDEM*	*IDEM*	*MW-15*	*MW-15*	*MW-15*	*MW-16*	*MW-16*
Sample ID:		*RISC*	*RISC*	*GW-017330-102005-TP-022*	*GW-017330-051206-NH-034*	*GW-017324-111708-NH-027*	*MW-16*	*MW-16*
Sample Date:		*RDCL*	*IDCL*	*10/20/2005*	*5/12/2006*	*11/17/2008*	*7/9/1990*	*12/1/1991*
Sample Type:	*Units*	*a*	*b*					
Volatile Organic Compounds								
Benzene	ug/L	5	52	50 U	50 U	500 U	2 U	U
1,2-Dichloroethane	ug/L	5	31	50 U	50 U	500 U	2 U	U
1,1-Dichloroethene	ug/L	7	5100	50 U	50 U	500 U	2 U	U
cis-1,2-Dichloroethene	ug/L	70	1000	50 U	50 U	500 U	--	--
trans-1,2-Dichloroethene	ug/L	100	2000	50 U	50 U	500 U	--	U
Ethylbenzene	ug/L	700	10000	50 U	50 U	500 U	2 U	U
Methylene chloride	ug/L	5	380	50 UJ	**13 J[a]**	500 U	2 U	U
Tetrachloroethene	ug/L	5	55	**3300[ab]**	**4300[ab]**	**1400[ab]**	2 U	**15[a]**
Trichloroethene	ug/L	5	31	**14 J[ab]**	50 U	500 U	**6[a]**	U
Vinyl chloride	ug/L	2	4	50 U	50 U	500 U	2 U	U
Semi-Volatile Organic Compounds								
Indeno(1,2,3-cd)pyrene	mg/L	0.0012	0.0039	--	0.0002 U	0.0002 U	--	--
Polychlorinated Biphenyls								
Total PCBs	mg/L	0.0005	0.0014	--	--	--	--	--
Metals								
Arsenic	mg/L	0.01	0.01	--	0.01 U	0.01 U	--	--
Arsenic (Dissolved)	mg/L	0.01	0.01	--	0.01 U	0.01 U	--	--
Cadmium	mg/L	0.005	0.051	--	0.005 U	0.005 U	--	--
Cadmium (Dissolved)	mg/L	0.005	0.051	--	0.005 U	0.005 U	--	--
Lead	mg/L	0.015	0.042	--	0.003 U	0.003 U	--	--
Lead (Dissolved)	mg/L	0.015	0.042	--	0.003 U	0.003 U	--	--

Notes:

See Notes on Table 3.7

TABLE 3.5

GROUNDWATER SAMPLE ANALYTICAL RESULTS – AOI 35
CURRENT CONDITIONS REPORT SUPPLEMENT
FORMER MANUAL TRANSMISSIONS OF MUNCIE
MUNCIE, INDIANA

Sample Location:		*IDEM*	*IDEM*	*MW-16*	*MW-16*	*MW-16*	*MW-16*	*MW-16*
Sample ID:		*RISC*	*RISC*	*MW-16*	*MW-16*	*MW-16*	*MW-16*	*MW-16*
Sample Date:		*RDCL*	*IDCL*	*6/1/1994*	*3/21/1996*	*1/14/1998*	*10/1/1998*	*4/1/1999*
Sample Type:	*Units*	*a*	*b*					
Volatile Organic Compounds								
Benzene	ug/L	5	52	U	U	U	U	U
1,2-Dichloroethane	ug/L	5	31	U	U	U	U	U
1,1-Dichloroethene	ug/L	7	5100	U	U	U	U	U
cis-1,2-Dichloroethene	ug/L	70	1000	U	U	U	U	U
trans-1,2-Dichloroethene	ug/L	100	2000	U	U	U	U	U
Ethylbenzene	ug/L	700	10000	U	U	U	U	U
Methylene chloride	ug/L	5	380	U	1	U	**9.1 J[a]**	U
Tetrachloroethene	ug/L	5	55	U	0.8	U	U	U
Trichloroethene	ug/L	5	31	**8[ab]**	**7[a]**	**6.8[a]**	**6.2[a]**	**6.1[a]**
Vinyl chloride	ug/L	2	4	U	U	U	U	U
Semi-Volatile Organic Compounds								
Indeno(1,2,3-cd)pyrene	mg/L	0.0012	0.0039	--	--	--	--	--
Polychlorinated Biphenyls								
Total PCBs	mg/L	0.0005	0.0014	--	--	--	--	--
Metals								
Arsenic	mg/L	0.01	0.01	--	--	--	--	--
Arsenic (Dissolved)	mg/L	0.01	0.01	--	--	--	--	--
Cadmium	mg/L	0.005	0.051	--	--	--	--	--
Cadmium (Dissolved)	mg/L	0.005	0.051	--	--	--	--	--
Lead	mg/L	0.015	0.042	--	--	--	--	--
Lead (Dissolved)	mg/L	0.015	0.042	--	--	--	--	--

Notes:

See Notes on Table 3.7

TABLE 3.5

GROUNDWATER SAMPLE ANALYTICAL RESULTS – AOI 35
CURRENT CONDITIONS REPORT SUPPLEMENT
FORMER MANUAL TRANSMISSIONS OF MUNCIE
MUNCIE, INDIANA

Sample Location:		*IDEM*	*IDEM*	*MW-16*	*MW-16*	*MW-16*	*MW-16*	*MW-16*
Sample ID:		*RISC*	*RISC*	*MW-16*	*MW-16*	*GW-17330-101002-EH-015*	*GW-017330-042805-TP-024*	*GW-017330-101905-MM-015*
Sample Date:		*RDCL*	*IDCL*	*10/1/2000*	*3/27/2001*	*10/10/2002*	*4/28/2005*	*10/19/2005*
Sample Type:	*Units*	*a*	*b*					
Volatile Organic Compounds								
Benzene	ug/L	5	52	U	U	1.0 U	1.0 U	1.0 U
1,2-Dichloroethane	ug/L	5	31	U	U	1.0 U	1.0 U	1.0 U
1,1-Dichloroethene	ug/L	7	5100	U	U	1.0 U	1.0 U	1.0 U
cis-1,2-Dichloroethene	ug/L	70	1000	U	U	1.0 U	1.3 U	1.0 U
trans-1,2-Dichloroethene	ug/L	100	2000	U	U	1.0 U	1.0 U	1.0 U
Ethylbenzene	ug/L	700	10000	U	U	1.0 U	1.0 U	1.0 U
Methylene chloride	ug/L	5	380	U	U	5.0 U	1.0 U	1.0 UJ
Tetrachloroethene	ug/L	5	55	1.7	1.8	2.0	1.4	1.5
Trichloroethene	ug/L	5	31	4	3.1	2.6	8.6 U	1.8 U
Vinyl chloride	ug/L	2	4	U	U	1.0 U	1.0 U	1.0 U
Semi-Volatile Organic Compounds								
Indeno(1,2,3-cd)pyrene	mg/L	0.0012	0.0039	--	--	--	0.0001 UJ	0.0001 U
Polychlorinated Biphenyls								
Total PCBs	mg/L	0.0005	0.0014	--	--	--	0.2 U	--
Metals								
Arsenic	mg/L	0.01	0.01	--	--	--	0.010 U	0.010 U
Arsenic (Dissolved)	mg/L	0.01	0.01	--	--	--	--	--
Cadmium	mg/L	0.005	0.051	--	--	--	0.00066 J	0.0050 U
Cadmium (Dissolved)	mg/L	0.005	0.051	--	--	--	--	--
Lead	mg/L	0.015	0.042	--	--	--	0.0030 U	0.0030 U
Lead (Dissolved)	mg/L	0.015	0.042	--	--	--	--	--

Notes:

See Notes on Table 3.7

TABLE 3.5

GROUNDWATER SAMPLE ANALYTICAL RESULTS – AOI 35
CURRENT CONDITIONS REPORT SUPPLEMENT
FORMER MANUAL TRANSMISSIONS OF MUNCIE
MUNCIE, INDIANA

Sample Location:		*IDEM*	*IDEM*	*MW-16*	*MW-16*	*MW-16*	*MW-17*	*MW-17*
Sample ID:		*RISC*	*RISC*	*GW-017330-101905-MM-016*	*GW-017330-050906-PK-002*	*GW-017324-010709-JP-003*	*MW-17*	*MW-17*
Sample Date:		*RDCL*	*IDCL*	*10/19/2005*	*5/9/2006*	*1/7/2009*	*7/9/1990*	*1/1/1991*
Sample Type:	*Units*	*a*	*b*	*Duplicate*				
Volatile Organic Compounds								
Benzene	ug/L	5	52	1.0 U	1 U	1 U	2 U	U
1,2-Dichloroethane	ug/L	5	31	1.0 U	1 U	1 U	2 U	U
1,1-Dichloroethene	ug/L	7	5100	1.0 U	1 U	1 U	2 U	U
cis-1,2-Dichloroethene	ug/L	70	1000	1.0 U	1 U	1 U	--	--
trans-1,2-Dichloroethene	ug/L	100	2000	1.0 U	1 U	1 U	--	U
Ethylbenzene	ug/L	700	10000	1.0 U	1 U	1 U	2 U	U
Methylene chloride	ug/L	5	380	1.0 UJ	1 UJ	1 U	2 U	U
Tetrachloroethene	ug/L	5	55	1.5	1.6	1.8	2 U	U
Trichloroethene	ug/L	5	31	1.8 U	1.2	0.83 J	2 U	U
Vinyl chloride	ug/L	2	4	1.0 U	1 U	1 U	2 U	U
Semi-Volatile Organic Compounds								
Indeno(1,2,3-cd)pyrene	mg/L	0.0012	0.0039	0.0001 U	0.0002 U	0.0002 U	--	--
Polychlorinated Biphenyls								
Total PCBs	mg/L	0.0005	0.0014	--	--	--	--	--
Metals								
Arsenic	mg/L	0.01	0.01	0.010 U	0.01 U	0.01 U	--	--
Arsenic (Dissolved)	mg/L	0.01	0.01	--	0.01 U	0.01 U	--	--
Cadmium	mg/L	0.005	0.051	0.0050 U	0.005 U	0.005 U	--	--
Cadmium (Dissolved)	mg/L	0.005	0.051	--	0.005 U	0.005 U	--	--
Lead	mg/L	0.015	0.042	0.0030 U	0.0018 J	0.003 U	--	--
Lead (Dissolved)	mg/L	0.015	0.042	--	0.003 U	0.003 U	--	--

Notes:

See Notes on Table 3.7

TABLE 3.5

GROUNDWATER SAMPLE ANALYTICAL RESULTS – AOI 35
CURRENT CONDITIONS REPORT SUPPLEMENT
FORMER MANUAL TRANSMISSIONS OF MUNCIE
MUNCIE, INDIANA

Sample Location:		*IDEM*	*IDEM*	*MW-17*	*MW-17*	*MW-17*	*MW-17*	*MW-17*
Sample ID:		*RISC*	*RISC*	*MW-17*	*MW-17*	*MW-17*	*MW-17*	*MW-17*
Sample Date:		*RDCL*	*IDCL*	*6/1/1994*	*3/21/1996*	*10/1/1998*	*4/1/1999*	*6/1/2001*
Sample Type:	*Units*	*a*	*b*					
Volatile Organic Compounds								
Benzene	ug/L	5	52	U	U	U	U	U
1,2-Dichloroethane	ug/L	5	31	U	U	U	U	U
1,1-Dichloroethene	ug/L	7	5100	U	U	U	U	U
cis-1,2-Dichloroethene	ug/L	70	1000	U	U	U	U	U
trans-1,2-Dichloroethene	ug/L	100	2000	U	U	U	U	U
Ethylbenzene	ug/L	700	10000	U	U	U	U	U
Methylene chloride	ug/L	5	380	U	1	**8.9 J**[a]	U	U
Tetrachloroethene	ug/L	5	55	U	U	U	U	U
Trichloroethene	ug/L	5	31	U	U	U	U	U
Vinyl chloride	ug/L	2	4	U	U	U	U	U
Semi-Volatile Organic Compounds								
Indeno(1,2,3-cd)pyrene	mg/L	0.0012	0.0039	--	--	--	--	--
Polychlorinated Biphenyls								
Total PCBs	mg/L	0.0005	0.0014	--	--	--	--	--
Metals								
Arsenic	mg/L	0.01	0.01	--	--	--	--	--
Arsenic (Dissolved)	mg/L	0.01	0.01	--	--	--	--	--
Cadmium	mg/L	0.005	0.051	--	--	--	--	--
Cadmium (Dissolved)	mg/L	0.005	0.051	--	--	--	--	--
Lead	mg/L	0.015	0.042	--	--	--	--	--
Lead (Dissolved)	mg/L	0.015	0.042	--	--	--	--	--

Notes:

See Notes on Table 3.7

TABLE 3.5

GROUNDWATER SAMPLE ANALYTICAL RESULTS – AOI 35
CURRENT CONDITIONS REPORT SUPPLEMENT
FORMER MANUAL TRANSMISSIONS OF MUNCIE
MUNCIE, INDIANA

Sample Location:		*IDEM*	*IDEM*	*MW-17*	*MW-17*	*MW-17*	*MW-17*	*MW-17*
Sample ID:		*RISC*	*RISC*	*GW-17330-101002-EH-025*	*GW-072204-MR-025*	*GW-017330-042805-TP-026*	*GW-017330-101905-MM-017*	*GW-017330-050906-PK-004*
Sample Date:		*RDCL*	*IDCL*	*10/10/2002*	*7/22/2004*	*4/28/2005*	*10/19/2005*	*5/9/2006*
Sample Type:	*Units*	*a*	*b*					
Volatile Organic Compounds								
Benzene	ug/L	5	52	1.0 U	1.0 U	1.0 U	1.0 U	1 U
1,2-Dichloroethane	ug/L	5	31	1.0 U	1.0 U	1.0 U	1.0 U	1 U
1,1-Dichloroethene	ug/L	7	5100	1.0 U	1.0 U	1.0 U	1.0 U	1 U
cis-1,2-Dichloroethene	ug/L	70	1000	1.0 U	1.0 U	1.0 U	1.0 U	1 U
trans-1,2-Dichloroethene	ug/L	100	2000	1.0 U	1.0 U	1.0 U	1.0 U	1 U
Ethylbenzene	ug/L	700	10000	1.0 U	1.0 U	1.0 U	1.0 U	1 U
Methylene chloride	ug/L	5	380	5.0 U	1.0 U	1.0 U	1.0 UJ	1 UJ
Tetrachloroethene	ug/L	5	55	2.0	1.0 U	1.0 U	1.0 U	1 U
Trichloroethene	ug/L	5	31	1.0 U	0.32 J	10 U	1.0 U	1 U
Vinyl chloride	ug/L	2	4	1.0 U	1.0 U	1.0 U	1.0 U	1 U
Semi-Volatile Organic Compounds								
Indeno(1,2,3-cd)pyrene	mg/L	0.0012	0.0039	--	--	--	--	0.0002 U
Polychlorinated Biphenyls								
Total PCBs	mg/L	0.0005	0.0014	--	--	--	--	--
Metals								
Arsenic	mg/L	0.01	0.01	--	--	--	--	0.01 U
Arsenic (Dissolved)	mg/L	0.01	0.01	--	--	--	--	0.01 U
Cadmium	mg/L	0.005	0.051	--	--	--	--	0.005 U
Cadmium (Dissolved)	mg/L	0.005	0.051	--	--	--	--	0.005 U
Lead	mg/L	0.015	0.042	--	--	--	--	0.003 U
Lead (Dissolved)	mg/L	0.015	0.042	--	--	--	--	0.003 U

Notes:

See Notes on Table 3.7

TABLE 3.5

GROUNDWATER SAMPLE ANALYTICAL RESULTS – AOI 35
CURRENT CONDITIONS REPORT SUPPLEMENT
FORMER MANUAL TRANSMISSIONS OF MUNCIE
MUNCIE, INDIANA

Sample Location:		*IDEM*	*IDEM*	*MW-17*	*MW-17*	*MW-18*	*MW-18*	*MW-18*
Sample ID:		*RISC*	*RISC*	*GW-017324-111708-NH-024*	*GW-017324-111708-NH-025*	*MW-18*	*MW-18*	*MW-18*
Sample Date:		*RDCL*	*IDCL*	*11/17/2008*	*11/17/2008*	*7/9/1990*	*12/1/1991*	*6/1/1994*
Sample Type:	*Units*	*a*	*b*		*Duplicate*			
Volatile Organic Compounds								
Benzene	ug/L	5	52	1 U	1 U	2 U	U	U
1,2-Dichloroethane	ug/L	5	31	1 U	1 U	2 U	U	U
1,1-Dichloroethene	ug/L	7	5100	1 U	1 U	2 U	U	U
cis-1,2-Dichloroethene	ug/L	70	1000	1 U	1 U	--	--	U
trans-1,2-Dichloroethene	ug/L	100	2000	1 U	1 U	--	U	U
Ethylbenzene	ug/L	700	10000	1 U	1 U	2 U	U	U
Methylene chloride	ug/L	5	380	1 U	1 U	2 U	6[a]	U
Tetrachloroethene	ug/L	5	55	1 U	1 U	2 U	U	U
Trichloroethene	ug/L	5	31	1 U	1 U	2 U	U	U
Vinyl chloride	ug/L	2	4	1 U	1 U	2 U	U	U
Semi-Volatile Organic Compounds								
Indeno(1,2,3-cd)pyrene	mg/L	0.0012	0.0039	0.0002 U	0.0002 U	--	--	--
Polychlorinated Biphenyls								
Total PCBs	mg/L	0.0005	0.0014	--	--	--	--	--
Metals								
Arsenic	mg/L	0.01	0.01	0.01 U	0.01 U	--	--	--
Arsenic (Dissolved)	mg/L	0.01	0.01	0.01 U	0.01 U	--	--	--
Cadmium	mg/L	0.005	0.051	0.005 U	0.005 U	--	--	--
Cadmium (Dissolved)	mg/L	0.005	0.051	0.005 U	0.005 U	--	--	--
Lead	mg/L	0.015	0.042	0.003 U	0.003 U	--	--	--
Lead (Dissolved)	mg/L	0.015	0.042	0.003 U	0.003 U	--	--	--

Notes:

See Notes on Table 3.7

TABLE 3.5

GROUNDWATER SAMPLE ANALYTICAL RESULTS – AOI 35
CURRENT CONDITIONS REPORT SUPPLEMENT
FORMER MANUAL TRANSMISSIONS OF MUNCIE
MUNCIE, INDIANA

Sample Location:		*IDEM*	*IDEM*	*MW-18*	*MW-18*	*MW-18*	*MW-18*	*MW-18*
Sample ID:		*RISC*	*RISC*	*MW-18*	*MW-18*	*MW-18*	*MW-18(Dup)*	*MW-18*
Sample Date:		*RDCL*	*IDCL*	*3/21/1996*	*1/14/1998*	*10/1/1998*	*10/1/1998*	*4/1/1999*
Sample Type:	*Units*	*a*	*b*				*Duplicate*	
Volatile Organic Compounds								
Benzene	ug/L	5	52	U	U	U	U	--
1,2-Dichloroethane	ug/L	5	31	U	U	U	U	--
1,1-Dichloroethene	ug/L	7	5100	U	U	U	U	--
cis-1,2-Dichloroethene	ug/L	70	1000	U	U	U	U	--
trans-1,2-Dichloroethene	ug/L	100	2000	U	U	U	U	--
Ethylbenzene	ug/L	700	10000	U	U	U	U	--
Methylene chloride	ug/L	5	380	0.9	U	**9.7 J**[a]	U	--
Tetrachloroethene	ug/L	5	55	U	U	U	U	--
Trichloroethene	ug/L	5	31	U	U	U	U	--
Vinyl chloride	ug/L	2	4	U	U	U	U	U
Semi-Volatile Organic Compounds								
Indeno(1,2,3-cd)pyrene	mg/L	0.0012	0.0039	--	--	--	--	--
Polychlorinated Biphenyls								
Total PCBs	mg/L	0.0005	0.0014	--	--	--	--	--
Metals								
Arsenic	mg/L	0.01	0.01	--	--	--	--	--
Arsenic (Dissolved)	mg/L	0.01	0.01	--	--	--	--	--
Cadmium	mg/L	0.005	0.051	--	--	--	--	--
Cadmium (Dissolved)	mg/L	0.005	0.051	--	--	--	--	--
Lead	mg/L	0.015	0.042	--	--	--	--	--
Lead (Dissolved)	mg/L	0.015	0.042	--	--	--	--	--

Notes:

See Notes on Table 3.7

TABLE 3.5

GROUNDWATER SAMPLE ANALYTICAL RESULTS – AOI 35
CURRENT CONDITIONS REPORT SUPPLEMENT
FORMER MANUAL TRANSMISSIONS OF MUNCIE
MUNCIE, INDIANA

Sample Location:		*IDEM*	*IDEM*	*MW-18*	*MW-18*	*MW-18*	*MW-18*	*MW-18*
Sample ID:		*RISC*	*RISC*	*MW-18*	*MW-18*	*GW-17330-101002-EH-014*	*GW-072304-MR-032*	*GW-017330-042805-TP-023*
Sample Date:		*RDCL*	*IDCL*	*10/1/2000*	*3/27/2001*	*10/10/2002*	*7/23/2004*	*4/28/2005*
Sample Type:	*Units*	*a*	*b*					
Volatile Organic Compounds								
Benzene	ug/L	5	52	U	U	1.0 U	1.0 U	1.0 U
1,2-Dichloroethane	ug/L	5	31	U	U	1.0 U	1.0 U	1.0 U
1,1-Dichloroethene	ug/L	7	5100	U	U	1.0 U	1.0 U	1.0 U
cis-1,2-Dichloroethene	ug/L	70	1000	U	U	1.0 U	0.62 J	1.2 U
trans-1,2-Dichloroethene	ug/L	100	2000	U	--	1.0 U	1.0 U	1.0 U
Ethylbenzene	ug/L	700	10000	U	U	1.0 U	1.0 U	1.0 U
Methylene chloride	ug/L	5	380	U	U	5.0 U	1.0 U	1.0 U
Tetrachloroethene	ug/L	5	55	1.3	U	1.0 U	1.0	1.0 U
Trichloroethene	ug/L	5	31	U	U	1.0 U	3.4	20 U
Vinyl chloride	ug/L	2	4	U	U	1.0 U	1.0 U	1.0 U
Semi-Volatile Organic Compounds								
Indeno(1,2,3-cd)pyrene	mg/L	0.0012	0.0039	--	--	--	--	--
Polychlorinated Biphenyls								
Total PCBs	mg/L	0.0005	0.0014	--	--	--	--	--
Metals								
Arsenic	mg/L	0.01	0.01	--	--	--	--	--
Arsenic (Dissolved)	mg/L	0.01	0.01	--	--	--	--	--
Cadmium	mg/L	0.005	0.051	--	--	--	--	--
Cadmium (Dissolved)	mg/L	0.005	0.051	--	--	--	--	--
Lead	mg/L	0.015	0.042	--	--	--	--	--
Lead (Dissolved)	mg/L	0.015	0.042	--	--	--	--	--

Notes:

See Notes on Table 3.7

TABLE 3.5

GROUNDWATER SAMPLE ANALYTICAL RESULTS – AOI 35
CURRENT CONDITIONS REPORT SUPPLEMENT
FORMER MANUAL TRANSMISSIONS OF MUNCIE
MUNCIE, INDIANA

Sample Location:		*IDEM*	*IDEM*	*MW-18*	*MW-18*	*MW-18*	*MW-19*	*MW-19*
Sample ID:		*RISC*	*RISC*	*GW-017330-101905-TP-014*	*GW-017330-051106-PK-026*	*GW-017324-010709-JP-004*	*MW-19*	*MW-19*
Sample Date:		*RDCL*	*IDCL*	*10/19/2005*	*5/11/2006*	*1/7/2009*	*7/9/1990*	*1/1/1991*
Sample Type:	*Units*	*a*	*b*					
Volatile Organic Compounds								
Benzene	ug/L	5	52	1.0 U	1 U	1 U	2 U	U
1,2-Dichloroethane	ug/L	5	31	1.0 U	1 U	1 U	2 U	U
1,1-Dichloroethene	ug/L	7	5100	1.0 U	1 U	1 U	2 U	U
cis-1,2-Dichloroethene	ug/L	70	1000	2.9	1 U	35	--	--
trans-1,2-Dichloroethene	ug/L	100	2000	1.1	1 U	54	--	U
Ethylbenzene	ug/L	700	10000	1.0 U	1 U	1 U	2 U	U
Methylene chloride	ug/L	5	380	1.0 UJ	1 UJ	1 U	2 U	U
Tetrachloroethene	ug/L	5	55	1.0 U	1 U	**7.8**[a]	2 U	U
Trichloroethene	ug/L	5	31	**38**[ab]	**7.7**[a]	2.7	2 U	U
Vinyl chloride	ug/L	2	4	1.0 U	1 U	1 U	2 U	U
Semi-Volatile Organic Compounds								
Indeno(1,2,3-cd)pyrene	mg/L	0.0012	0.0039	--	0.0002 U	0.0002 U	--	--
Polychlorinated Biphenyls								
Total PCBs	mg/L	0.0005	0.0014	--	--	--	--	--
Metals								
Arsenic	mg/L	0.01	0.01	--	0.01 U	0.01 U	--	--
Arsenic (Dissolved)	mg/L	0.01	0.01	--	0.01 U	0.01 U	--	--
Cadmium	mg/L	0.005	0.051	--	0.005 U	0.005 U	--	--
Cadmium (Dissolved)	mg/L	0.005	0.051	--	0.005 U	0.005 U	--	--
Lead	mg/L	0.015	0.042	--	0.0039	0.009	--	--
Lead (Dissolved)	mg/L	0.015	0.042	--	0.003 U	0.003 U	--	--

Notes:

See Notes on Table 3.7

TABLE 3.5

GROUNDWATER SAMPLE ANALYTICAL RESULTS – AOI 35
CURRENT CONDITIONS REPORT SUPPLEMENT
FORMER MANUAL TRANSMISSIONS OF MUNCIE
MUNCIE, INDIANA

Sample Location:		*IDEM*	*IDEM*	*MW-19*	*MW-19*	*MW-19*	*MW-19*	*MW-19*
Sample ID:		*RISC*	*RISC*	*MW-19*	*MW-19*	*MW-19*	*MW-19*	*MW-19*
Sample Date:		*RDCL*	*IDCL*	*6/1/1994*	*4/20/1995*	*3/21/1996*	*10/1/1998*	*4/1/1999*
Sample Type:	*Units*	*a*	*b*					
Volatile Organic Compounds								
Benzene	ug/L	5	52	U	U	U	U	U
1,2-Dichloroethane	ug/L	5	31	U	U	U	U	U
1,1-Dichloroethene	ug/L	7	5100	U	U	U	U	U
cis-1,2-Dichloroethene	ug/L	70	1000	U	U	U	U	U
trans-1,2-Dichloroethene	ug/L	100	2000	U	U	U	U	U
Ethylbenzene	ug/L	700	10000	U	U	U	U	U
Methylene chloride	ug/L	5	380	U	U	0.1	**11 J**[a]	U
Tetrachloroethene	ug/L	5	55	U	U	U	U	U
Trichloroethene	ug/L	5	31	U	U	U	U	U
Vinyl chloride	ug/L	2	4	U	U	U	U	U
Semi-Volatile Organic Compounds								
Indeno(1,2,3-cd)pyrene	mg/L	0.0012	0.0039	--	--	--	--	--
Polychlorinated Biphenyls								
Total PCBs	mg/L	0.0005	0.0014	0.2 U	0.2 U	--	--	--
Metals								
Arsenic	mg/L	0.01	0.01	--	--	--	--	--
Arsenic (Dissolved)	mg/L	0.01	0.01	--	--	--	--	--
Cadmium	mg/L	0.005	0.051	--	--	--	--	--
Cadmium (Dissolved)	mg/L	0.005	0.051	--	--	--	--	--
Lead	mg/L	0.015	0.042	--	--	--	--	--
Lead (Dissolved)	mg/L	0.015	0.042	--	--	--	--	--

Notes:

See Notes on Table 3.7

TABLE 3.5

GROUNDWATER SAMPLE ANALYTICAL RESULTS – AOI 35
CURRENT CONDITIONS REPORT SUPPLEMENT
FORMER MANUAL TRANSMISSIONS OF MUNCIE
MUNCIE, INDIANA

Sample Location:		*IDEM*	*IDEM*	*MW-19*	*MW-19*	*MW-20*	*MW-20*	*MW-20*
Sample ID:		*RISC*	*RISC*	*MW-19*	*GW-017324-010709-JP-007*	*MW-20*	*MW-20*	*MW-20*
Sample Date:		*RDCL*	*IDCL*	*10/1/1999*	*1/7/2009*	*1/1/1991*	*6/1/1994*	*3/20/1996*
Sample Type:	*Units*	*a*	*b*					
Volatile Organic Compounds								
Benzene	ug/L	5	52	U	1 U	U	U	U
1,2-Dichloroethane	ug/L	5	31	U	1 U	U	U	U
1,1-Dichloroethene	ug/L	7	5100	U	1 U	U	U	U
cis-1,2-Dichloroethene	ug/L	70	1000	U	1 U	--	U	U
trans-1,2-Dichloroethene	ug/L	100	2000	U	1 U	U	U	U
Ethylbenzene	ug/L	700	10000	U	1 U	U	U	U
Methylene chloride	ug/L	5	380	U	1 U	U	U	1
Tetrachloroethene	ug/L	5	55	U	1 U	U	U	U
Trichloroethene	ug/L	5	31	U	1 U	U	U	U
Vinyl chloride	ug/L	2	4	U	1 U	U	U	U
Semi-Volatile Organic Compounds								
Indeno(1,2,3-cd)pyrene	mg/L	0.0012	0.0039	--	0.0002 U	--	--	--
Polychlorinated Biphenyls								
Total PCBs	mg/L	0.0005	0.0014	--	--	--	--	--
Metals								
Arsenic	mg/L	0.01	0.01	--	0.01 U	--	--	--
Arsenic (Dissolved)	mg/L	0.01	0.01	--	0.01 U	--	--	--
Cadmium	mg/L	0.005	0.051	--	0.005 U	--	--	--
Cadmium (Dissolved)	mg/L	0.005	0.051	--	0.005 U	--	--	--
Lead	mg/L	0.015	0.042	--	0.003 U	--	--	--
Lead (Dissolved)	mg/L	0.015	0.042	--	0.003 U	--	--	--

Notes:

See Notes on Table 3.7

TABLE 3.5

GROUNDWATER SAMPLE ANALYTICAL RESULTS – AOI 35
CURRENT CONDITIONS REPORT SUPPLEMENT
FORMER MANUAL TRANSMISSIONS OF MUNCIE
MUNCIE, INDIANA

Sample Location:		*IDEM*	*IDEM*	*MW-20*	*MW-20*	*MW-20*	*MW-20*	*MW-20*
Sample ID:		*RISC*	*RISC*	*MW-20*	*MW-20*	*MW-20*	*GW-17330-101002-EH-027*	*GW-17330-101002-EH-035*
Sample Date:		*RDCL*	*IDCL*	*10/1/1998*	*4/1/1999*	*6/1/2001*	*10/10/2002*	*10/10/2002*
Sample Type:	*Units*	*a*	*b*					*Duplicate*
Volatile Organic Compounds								
Benzene	ug/L	5	52	U	U	U	1.0 U	1.0 U
1,2-Dichloroethane	ug/L	5	31	U	U	U	1.0 U	1.0 U
1,1-Dichloroethene	ug/L	7	5100	U	U	U	1.0 U	1.0 U
cis-1,2-Dichloroethene	ug/L	70	1000	U	U	U	1.0 U	1.0 U
trans-1,2-Dichloroethene	ug/L	100	2000	U	U	U	1.0 U	1.0 U
Ethylbenzene	ug/L	700	10000	U	U	U	1.0 U	1.0 U
Methylene chloride	ug/L	5	380	**8.3 J**[a]	U	U	5.0 U	5.0 U
Tetrachloroethene	ug/L	5	55	U	U	U	1.0 U	1.0 U
Trichloroethene	ug/L	5	31	U	U	U	1.0 U	1.0 U
Vinyl chloride	ug/L	2	4	U	U	U	1.0 U	1.0 U
Semi-Volatile Organic Compounds								
Indeno(1,2,3-cd)pyrene	mg/L	0.0012	0.0039	--	--	--	--	--
Polychlorinated Biphenyls								
Total PCBs	mg/L	0.0005	0.0014	--	--	--	--	--
Metals								
Arsenic	mg/L	0.01	0.01	--	--	--	--	--
Arsenic (Dissolved)	mg/L	0.01	0.01	--	--	--	--	--
Cadmium	mg/L	0.005	0.051	--	--	--	--	--
Cadmium (Dissolved)	mg/L	0.005	0.051	--	--	--	--	--
Lead	mg/L	0.015	0.042	--	--	--	--	--
Lead (Dissolved)	mg/L	0.015	0.042	--	--	--	--	--

Notes:

See Notes on Table 3.7

TABLE 3.5

GROUNDWATER SAMPLE ANALYTICAL RESULTS – AOI 35
CURRENT CONDITIONS REPORT SUPPLEMENT
FORMER MANUAL TRANSMISSIONS OF MUNCIE
MUNCIE, INDIANA

Sample Location:		*IDEM*	*IDEM*	*MW-20*	*MW-20*	*MW-20*	*MW-20*	*MW-20*
Sample ID:		*RISC*	*RISC*	*GW-072204-MR-023*	*GW-017330-042905-TP-035*	*GW-017330-102005-TP-025*	*GW-017330-051106-PK-028*	*GW-017324-010709-JP-006*
Sample Date:		*RDCL*	*IDCL*	*7/22/2004*	*4/29/2005*	*10/20/2005*	*5/11/2006*	*1/7/2009*
Sample Type:	*Units*	*a*	*b*					
Volatile Organic Compounds								
Benzene	ug/L	5	52	1.0 U	1.0 U	1.7 U	1 U	1 U
1,2-Dichloroethane	ug/L	5	31	1.0 U	1.0 U	1.7 U	1 U	1 U
1,1-Dichloroethene	ug/L	7	5100	1.0 U	1.0 U	1.7 U	1 U	1 U
cis-1,2-Dichloroethene	ug/L	70	1000	1.0 U	0.32 J	0.63 J	1 U	1 U
trans-1,2-Dichloroethene	ug/L	100	2000	1.0 U	0.24 J	1.7 U	1 U	1 U
Ethylbenzene	ug/L	700	10000	1.0 U	1.0 U	1.7 U	1 U	1 U
Methylene chloride	ug/L	5	380	1.0 U	1.0 U	1.7 UJ	1 UJ	1 U
Tetrachloroethene	ug/L	5	55	1.0 U	1.0 U	**120**[ab]	1 U	1 U
Trichloroethene	ug/L	5	31	0.28 J	3.3	3.7	1.2	1 U
Vinyl chloride	ug/L	2	4	1.0 U	1.0 U	1.7 U	1 U	1 U
Semi-Volatile Organic Compounds								
Indeno(1,2,3-cd)pyrene	mg/L	0.0012	0.0039	--	--	--	0.0002 U	0.0002 U
Polychlorinated Biphenyls								
Total PCBs	mg/L	0.0005	0.0014	--	--	--	--	--
Metals								
Arsenic	mg/L	0.01	0.01	--	--	--	**0.0285**[ab]	0.01 U
Arsenic (Dissolved)	mg/L	0.01	0.01	--	--	--	0.01 U	0.0071 J
Cadmium	mg/L	0.005	0.051	--	--	--	0.005 U	0.005 U
Cadmium (Dissolved)	mg/L	0.005	0.051	--	--	--	0.005 U	0.005 U
Lead	mg/L	0.015	0.042	--	--	--	0.0027 J	0.003 U
Lead (Dissolved)	mg/L	0.015	0.042	--	--	--	0.003 U	0.003 U

Notes:

See Notes on Table 3.7

TABLE 3.5

GROUNDWATER SAMPLE ANALYTICAL RESULTS – AOI 35
CURRENT CONDITIONS REPORT SUPPLEMENT
FORMER MANUAL TRANSMISSIONS OF MUNCIE
MUNCIE, INDIANA

Sample Location:		*IDEM*	*IDEM*	*MW-20*	*MW-21*	*MW-21A*	*MW-21A*	*MW-21A*
Sample ID:		*RISC*	*RISC*	*GW-17324-030210-GL-002*	*GW-17324-030210-GL-008*	*MW-21A*	*MW-21A*	*MW-202*
Sample Date:		*RDCL*	*IDCL*	*3/2/2010*	*3/2/2010*	*12/1/1991*	*6/1/1994*	*6/15/1994*
Sample Type:	*Units*	*a*	*b*					*Duplicate*
Volatile Organic Compounds								
Benzene	ug/L	5	52	--	--	**23[a]**	**21[a]**	**20[a]**
1,2-Dichloroethane	ug/L	5	31	--	--	U	U	U
1,1-Dichloroethene	ug/L	7	5100	--	--	U	U	U
cis-1,2-Dichloroethene	ug/L	70	1000	--	--	--	8	7
trans-1,2-Dichloroethene	ug/L	100	2000	--	--	U	U	U
Ethylbenzene	ug/L	700	10000	--	--	280	U	U
Methylene chloride	ug/L	5	380	--	--	U	U	U
Tetrachloroethene	ug/L	5	55	--	--	U	U	U
Trichloroethene	ug/L	5	31	--	--	**28[a]**	U	1
Vinyl chloride	ug/L	2	4	--	--	**10[ab]**	U	**9[ab]**
Semi-Volatile Organic Compounds								
Indeno(1,2,3-cd)pyrene	mg/L	0.0012	0.0039	--	--	--	--	--
Polychlorinated Biphenyls								
Total PCBs	mg/L	0.0005	0.0014	U	U	--	--	--
Metals								
Arsenic	mg/L	0.01	0.01	--	--	--	--	--
Arsenic (Dissolved)	mg/L	0.01	0.01	--	--	--	--	--
Cadmium	mg/L	0.005	0.051	--	--	--	--	--
Cadmium (Dissolved)	mg/L	0.005	0.051	--	--	--	--	--
Lead	mg/L	0.015	0.042	0.015 U	0.015 U	--	--	--
Lead (Dissolved)	mg/L	0.015	0.042	0.015 U	0.015 U	--	--	--

Notes:

See Notes on Table 3.7

TABLE 3.5

GROUNDWATER SAMPLE ANALYTICAL RESULTS – AOI 35
CURRENT CONDITIONS REPORT SUPPLEMENT
FORMER MANUAL TRANSMISSIONS OF MUNCIE
MUNCIE, INDIANA

Sample Location:		*IDEM*	*IDEM*	*MW-21A*	*MW-21A*	*MW-21A*	*MW-21A*	*MW-21A*
Sample ID:		*RISC*	*RISC*	*MW-21A*	*MW-21A*	*MW-21A*	*MW-21A*	*MW-21A*
Sample Date:		*RDCL*	*IDCL*	*4/20/1995*	*3/22/1996*	*1/14/1998*	*10/1/1998*	*4/1/1999*
Sample Type:	*Units*	*a*	*b*					
Volatile Organic Compounds								
Benzene	ug/L	5	52	**66[ab]**	**41[a]**	**89[ab]**	U	**59[ab]**
1,2-Dichloroethane	ug/L	5	31	U	U	U	U	U
1,1-Dichloroethene	ug/L	7	5100	U	2	U	U	U
cis-1,2-Dichloroethene	ug/L	70	1000	U	U	3.5	3.4	3.5
trans-1,2-Dichloroethene	ug/L	100	2000	U	U	U	U	U
Ethylbenzene	ug/L	700	10000	7.9	3	8.2	5.9	2.4
Methylene chloride	ug/L	5	380	U	U	U	**11 J[a]**	U
Tetrachloroethene	ug/L	5	55	U	U	U	U	U
Trichloroethene	ug/L	5	31	U	U	U	U	U
Vinyl chloride	ug/L	2	4	**7.6[ab]**	**4[a]**	**9.6[ab]**	**7.4[ab]**	U
Semi-Volatile Organic Compounds								
Indeno(1,2,3-cd)pyrene	mg/L	0.0012	0.0039	--	--	--	--	--
Polychlorinated Biphenyls								
Total PCBs	mg/L	0.0005	0.0014	--	--	--	--	--
Metals								
Arsenic	mg/L	0.01	0.01	--	--	--	--	--
Arsenic (Dissolved)	mg/L	0.01	0.01	--	--	--	--	--
Cadmium	mg/L	0.005	0.051	--	--	--	--	--
Cadmium (Dissolved)	mg/L	0.005	0.051	--	--	--	--	--
Lead	mg/L	0.015	0.042	--	--	--	--	--
Lead (Dissolved)	mg/L	0.015	0.042	--	--	--	--	--

Notes:

See Notes on Table 3.7

TABLE 3.5

GROUNDWATER SAMPLE ANALYTICAL RESULTS – AOI 35
CURRENT CONDITIONS REPORT SUPPLEMENT
FORMER MANUAL TRANSMISSIONS OF MUNCIE
MUNCIE, INDIANA

Sample Location:		*IDEM*	*IDEM*	*MW-21A*	*MW-21A*	*MW-21A*	*MW-21A*	*MW-21A*
Sample ID:		*RISC*	*RISC*	*MW-21A*	*GW-17330-100902-EH-021*	*GW-072304-MR-034*	*GW-17330-110404-TP-002*	*GW-17330-110404-TP-003*
Sample Date:		*RDCL*	*IDCL*	*10/1/2000*	*10/9/2002*	*7/23/2004*	*11/4/2004*	*11/4/2004*
Sample Type:	*Units*	*a*	*b*					*Duplicate*
Volatile Organic Compounds								
Benzene	ug/L	5	52	**25**[a]	**28**[a]	**13**[a]	**22**[a]	**24**[a]
1,2-Dichloroethane	ug/L	5	31	U	1.0 U	2.0 U	--	--
1,1-Dichloroethene	ug/L	7	5100	U	1.0 U	2.0 U	--	--
cis-1,2-Dichloroethene	ug/L	70	1000	3.1	1.5	3.3	--	--
trans-1,2-Dichloroethene	ug/L	100	2000	U	1.0 U	2.0 U	--	--
Ethylbenzene	ug/L	700	10000	1.5	3.5	2.0 U	0.19 J	0.22 J
Methylene chloride	ug/L	5	380	U	5.0 U	2.0 U	--	--
Tetrachloroethene	ug/L	5	55	U	1.0 U	**65**[ab]	--	--
Trichloroethene	ug/L	5	31	U	1.0 U	1.0 J	--	--
Vinyl chloride	ug/L	2	4	**4.4**[ab]	1.8	**4.1**[ab]	--	--
Semi-Volatile Organic Compounds								
Indeno(1,2,3-cd)pyrene	mg/L	0.0012	0.0039	--	--	0.000044 J	--	--
Polychlorinated Biphenyls								
Total PCBs	mg/L	0.0005	0.0014	--	--	--	--	--
Metals								
Arsenic	mg/L	0.01	0.01	--	--	**0.023**[ab]	--	--
Arsenic (Dissolved)	mg/L	0.01	0.01	--	--	--	--	--
Cadmium	mg/L	0.005	0.051	--	--	0.00067 J	--	--
Cadmium (Dissolved)	mg/L	0.005	0.051	--	--	--	--	--
Lead	mg/L	0.015	0.042	--	--	0.0052	--	--
Lead (Dissolved)	mg/L	0.015	0.042	--	--	--	--	--

Notes:

See Notes on Table 3.7

TABLE 3.5

GROUNDWATER SAMPLE ANALYTICAL RESULTS – AOI 35
CURRENT CONDITIONS REPORT SUPPLEMENT
FORMER MANUAL TRANSMISSIONS OF MUNCIE
MUNCIE, INDIANA

Sample Location:		*IDEM*	*IDEM*	*MW-21A*	*MW-21A*	*MW-21A*	*MW-22*	*MW-22*
Sample ID:		*RISC*	*RISC*	*GW-017330-042805-TP-017*	*GW-017330-101805-TP-009*	*GW-017330-051106-PK-024*	*MW-22*	*MW-22*
Sample Date:		*RDCL*	*IDCL*	*4/28/2005*	*10/18/2005*	*5/11/2006*	*1/1/1991*	*6/01/1994*
Sample Type:	*Units*	*a*	*b*					
Volatile Organic Compounds								
Benzene	ug/L	5	52	**16**[a]	**9.2**[a]	**11**[a]	U	U
1,2-Dichloroethane	ug/L	5	31	2.0 U	1.0 U	2.5 U	U	U
1,1-Dichloroethene	ug/L	7	5100	2.0 U	1.0 U	2.5 U	U	U
cis-1,2-Dichloroethene	ug/L	70	1000	3.7 U	19	2.5 U	--	U
trans-1,2-Dichloroethene	ug/L	100	2000	2.0 U	6.7	2.5 U	U	U
Ethylbenzene	ug/L	700	10000	0.90 J	0.26 J	2.5 U	U	U
Methylene chloride	ug/L	5	380	2.0 U	1.0 U	2.5 UJ	U	U
Tetrachloroethene	ug/L	5	55	2.0 U	1.0 U	2.5 U	U	U
Trichloroethene	ug/L	5	31	11 U	**32**[ab]	3	U	U
Vinyl chloride	ug/L	2	4	**2.4**[a]	**3.5**[a]	**2.5**[a]	U	U
Semi-Volatile Organic Compounds								
Indeno(1,2,3-cd)pyrene	mg/L	0.0012	0.0039	0.0001 UJ	0.0001 U	0.0002 U	--	--
Polychlorinated Biphenyls								
Total PCBs	mg/L	0.0005	0.0014	--	--	--	--	--
Metals								
Arsenic	mg/L	0.01	0.01	**0.028**[ab]	**0.054**[ab]	**0.0313**[ab]	--	--
Arsenic (Dissolved)	mg/L	0.01	0.01	--	--	**0.0303**[ab]	--	--
Cadmium	mg/L	0.005	0.051	0.0050 U	0.0050 U	0.005 U	--	--
Cadmium (Dissolved)	mg/L	0.005	0.051	--	--	0.005 U	--	--
Lead	mg/L	0.015	0.042	0.0030 U	0.0018 J	0.0027 J	--	--
Lead (Dissolved)	mg/L	0.015	0.042	--	--	0.003 U	--	--

Notes:

See Notes on Table 3.7

TABLE 3.5

GROUNDWATER SAMPLE ANALYTICAL RESULTS – AOI 35
CURRENT CONDITIONS REPORT SUPPLEMENT
FORMER MANUAL TRANSMISSIONS OF MUNCIE
MUNCIE, INDIANA

Sample Location:		*IDEM*	*IDEM*	*MW-22*	*MW-22*	*MW-22*	*MW-22*	*MW-22*
Sample ID:		*RISC*	*RISC*	*176796*	*MW-22*	*MW-22*	*MW-22*	*GW-17330-101002-EH-018*
Sample Date:		*RDCL*	*IDCL*	*4/20/1995*	*3/20/1996*	*10/1/1998*	*4/1/1999*	*10/10/2002*
Sample Type:	*Units*	*a*	*b*					
Volatile Organic Compounds								
Benzene	ug/L	5	52	5 U	U	U	U	1.0 U
1,2-Dichloroethane	ug/L	5	31	10 U	U	U	U	1.0 U
1,1-Dichloroethene	ug/L	7	5100	10 U	U	U	U	1.0 U
cis-1,2-Dichloroethene	ug/L	70	1000	10 U	U	U	U	1.0 U
trans-1,2-Dichloroethene	ug/L	100	2000	10 U	U	U	U	1.0 U
Ethylbenzene	ug/L	700	10000	5 U	U	U	U	1.0 U
Methylene chloride	ug/L	5	380	**10[a]**	1	**11 JB[a]**	U	5.0 U
Tetrachloroethene	ug/L	5	55	10 U	U	U	U	1.0 U
Trichloroethene	ug/L	5	31	10 U	U	U	U	1.0 U
Vinyl chloride	ug/L	2	4	1 U	U	U	U	1.0 U
Semi-Volatile Organic Compounds								
Indeno(1,2,3-cd)pyrene	mg/L	0.0012	0.0039	0.01 U	--	--	--	--
Polychlorinated Biphenyls								
Total PCBs	mg/L	0.0005	0.0014	--	--	--	--	--
Metals								
Arsenic	mg/L	0.01	0.01	--	--	--	--	--
Arsenic (Dissolved)	mg/L	0.01	0.01	--	--	--	--	--
Cadmium	mg/L	0.005	0.051	--	--	--	--	--
Cadmium (Dissolved)	mg/L	0.005	0.051	--	--	--	--	--
Lead	mg/L	0.015	0.042	--	--	--	--	--
Lead (Dissolved)	mg/L	0.015	0.042	--	--	--	--	--

Notes:

See Notes on Table 3.7

TABLE 3.5

GROUNDWATER SAMPLE ANALYTICAL RESULTS – AOI 35
CURRENT CONDITIONS REPORT SUPPLEMENT
FORMER MANUAL TRANSMISSIONS OF MUNCIE
MUNCIE, INDIANA

Sample Location:		*IDEM*	*IDEM*	*MW-22*	*MW-22*	*MW-22*	*MW-22*	*MW-22*
Sample ID:		*RISC*	*RISC*	*GW-17330-101002-EH-019*	*GW-072104-MR-018*	*GW-017330-042805-TP-022*	*GW-017330-101905-MM-010*	*GW-017330-050906-PK-006*
Sample Date:		*RDCL*	*IDCL*	*10/10/2002*	*7/21/2004*	*4/28/2005*	*10/19/2005*	*5/9/2006*
Sample Type:	*Units*	*a*	*b*	*Duplicate*				
Volatile Organic Compounds								
Benzene	ug/L	5	52	1.0 U	1.0 U	1.0 U	1.0 U	1 U
1,2-Dichloroethane	ug/L	5	31	1.0 U	1.0 U	1.0 U	1.0 U	1 U
1,1-Dichloroethene	ug/L	7	5100	1.0 U	1.0 U	1.0 U	1.0 U	1 U
cis-1,2-Dichloroethene	ug/L	70	1000	1.0 U	0.94 J	1.0 U	1.2 U	1 U
trans-1,2-Dichloroethene	ug/L	100	2000	1.0 U	0.44 J	1.0 U	1.0 U	1 U
Ethylbenzene	ug/L	700	10000	1.0 U	1.0 U	1.0 U	1.0 U	1 U
Methylene chloride	ug/L	5	380	5.0 U	1.0 U	1.0 U	1.0 UJ	1 UJ
Tetrachloroethene	ug/L	5	55	1.0 U	1.0 U	1.0 U	1.0 U	1 U
Trichloroethene	ug/L	5	31	1.0 U	**5.6 J**[a]	6.0 U	1.0 U	1 U
Vinyl chloride	ug/L	2	4	1.0 U	1.0 U	1.0 U	1.0 U	1 U
Semi-Volatile Organic Compounds								
Indeno(1,2,3-cd)pyrene	mg/L	0.0012	0.0039	--	--	--	--	0.0002 U
Polychlorinated Biphenyls								
Total PCBs	mg/L	0.0005	0.0014	--	--	--	--	--
Metals								
Arsenic	mg/L	0.01	0.01	--	--	--	--	0.01 U
Arsenic (Dissolved)	mg/L	0.01	0.01	--	--	--	--	0.01 U
Cadmium	mg/L	0.005	0.051	--	--	--	--	0.005 U
Cadmium (Dissolved)	mg/L	0.005	0.051	--	--	--	--	0.005 U
Lead	mg/L	0.015	0.042	--	--	--	--	0.003 U
Lead (Dissolved)	mg/L	0.015	0.042	--	--	--	--	0.003 U

Notes:

See Notes on Table 3.7

TABLE 3.5

GROUNDWATER SAMPLE ANALYTICAL RESULTS – AOI 35
CURRENT CONDITIONS REPORT SUPPLEMENT
FORMER MANUAL TRANSMISSIONS OF MUNCIE
MUNCIE, INDIANA

Sample Location:		*IDEM*	*IDEM*	*MW-22*	*MW-22*	*MW-23*	*MW-23*	*MW-23*
Sample ID:		*RISC*	*RISC*	*GW-017324-010709-JP-005*	*GW-17324-030210-GL-004*	*MW-23*	*MW-23*	*MW-23*
Sample Date:		*RDCL*	*IDCL*	*1/7/2009*	*3/2/2010*	*1/1/1991*	*6/01/1994*	*3/20/1996*
Sample Type:	*Units*	*a*	*b*					
Volatile Organic Compounds								
Benzene	ug/L	5	52	1 U	--	U	U	U
1,2-Dichloroethane	ug/L	5	31	1 U	--	U	U	U
1,1-Dichloroethene	ug/L	7	5100	1 U	--	U	U	U
cis-1,2-Dichloroethene	ug/L	70	1000	1 U	--	--	U	U
trans-1,2-Dichloroethene	ug/L	100	2000	1 U	--	U	U	U
Ethylbenzene	ug/L	700	10000	1 U	--	U	U	U
Methylene chloride	ug/L	5	380	1 U	--	U	U	2
Tetrachloroethene	ug/L	5	55	1 U	--	U	U	U
Trichloroethene	ug/L	5	31	1 U	--	U	U	U
Vinyl chloride	ug/L	2	4	1 U	--	U	U	U
Semi-Volatile Organic Compounds								
Indeno(1,2,3-cd)pyrene	mg/L	0.0012	0.0039	0.00092	--	--	--	--
Polychlorinated Biphenyls								
Total PCBs	mg/L	0.0005	0.0014	--	U	--	--	--
Metals								
Arsenic	mg/L	0.01	0.01	0.0058 J	--	--	--	--
Arsenic (Dissolved)	mg/L	0.01	0.01	0.0074 J	--	--	--	--
Cadmium	mg/L	0.005	0.051	0.005 U	--	--	--	--
Cadmium (Dissolved)	mg/L	0.005	0.051	0.005 U	--	--	--	--
Lead	mg/L	0.015	0.042	**0.0566**[ab]	**0.0151**[a]	--	--	--
Lead (Dissolved)	mg/L	0.015	0.042	0.003 U	0.015 U	--	--	--

Notes:

See Notes on Table 3.7

TABLE 3.5

GROUNDWATER SAMPLE ANALYTICAL RESULTS – AOI 35
CURRENT CONDITIONS REPORT SUPPLEMENT
FORMER MANUAL TRANSMISSIONS OF MUNCIE
MUNCIE, INDIANA

Sample Location:		*IDEM*	*IDEM*	*MW-23*	*MW-23*	*MW-23*	*MW-23*	*MW-23*
Sample ID:		*RISC*	*RISC*	*MW-23*	*MW-23(Dup)*	*MW-23*	*GW-072104-MR-013*	*GW-017324-111708-NH-023*
Sample Date:		*RDCL*	*IDCL*	*10/1/1998*	*10/1/1998*	*4/1/1999*	*7/21/2004*	*11/17/2008*
Sample Type:	*Units*	*a*	*b*		*Duplicate*			
Volatile Organic Compounds								
Benzene	ug/L	5	52	U	U	U	1.0 U	1 U
1,2-Dichloroethane	ug/L	5	31	U	U	U	1.0 U	1 U
1,1-Dichloroethene	ug/L	7	5100	U	U	U	1.0 U	1 U
cis-1,2-Dichloroethene	ug/L	70	1000	U	U	U	3.7	1 U
trans-1,2-Dichloroethene	ug/L	100	2000	U	U	U	0.76 J	1 U
Ethylbenzene	ug/L	700	10000	U	U	U	1.0 U	1 U
Methylene chloride	ug/L	5	380	**8.9 JB[a]**	U	U	1.0 U	1 U
Tetrachloroethene	ug/L	5	55	U	U	U	1.0 U	1 U
Trichloroethene	ug/L	5	31	U	U	U	3.3	1 U
Vinyl chloride	ug/L	2	4	U	U	U	1.0 U	1 U
Semi-Volatile Organic Compounds								
Indeno(1,2,3-cd)pyrene	mg/L	0.0012	0.0039	--	--	--	0.0001 U	0.0002 U
Polychlorinated Biphenyls								
Total PCBs	mg/L	0.0005	0.0014	--	--	--	--	--
Metals								
Arsenic	mg/L	0.01	0.01	--	--	--	0.010 U	0.01 U
Arsenic (Dissolved)	mg/L	0.01	0.01	--	--	--	--	0.01 U
Cadmium	mg/L	0.005	0.051	--	--	--	0.0022 J	**0.0054[a]**
Cadmium (Dissolved)	mg/L	0.005	0.051	--	--	--	--	0.005 U
Lead	mg/L	0.015	0.042	--	--	--	0.0030 U	**0.128[ab]**
Lead (Dissolved)	mg/L	0.015	0.042	--	--	--	--	0.003 U

Notes:

See Notes on Table 3.7

TABLE 3.5

GROUNDWATER SAMPLE ANALYTICAL RESULTS – AOI 35
CURRENT CONDITIONS REPORT SUPPLEMENT
FORMER MANUAL TRANSMISSIONS OF MUNCIE
MUNCIE, INDIANA

Sample Location:		*IDEM*	*IDEM*	*MW-23*	*MW-24*	*MW-24*	*MW-24*	*MW-24*
Sample ID:		*RISC*	*RISC*	*GW-17324-030310-GL-013*	*MW-24*	*MW-24*	*MW-24*	*MW-24*
Sample Date:		*RDCL*	*IDCL*	*3/3/2010*	*12/1/1991*	*06/01/1994*	*3/20/1996*	*10/1/1998*
Sample Type:	*Units*	*a*	*b*					
Volatile Organic Compounds								
Benzene	ug/L	5	52	--	U	U	U	U
1,2-Dichloroethane	ug/L	5	31	--	U	U	U	U
1,1-Dichloroethene	ug/L	7	5100	--	U	U	U	U
cis-1,2-Dichloroethene	ug/L	70	1000	--	--	U	U	U
trans-1,2-Dichloroethene	ug/L	100	2000	--	--	U	U	U
Ethylbenzene	ug/L	700	10000	--	U	U	U	U
Methylene chloride	ug/L	5	380	--	U	U	1	**8.7 JB**[a]
Tetrachloroethene	ug/L	5	55	--	1	U	U	U
Trichloroethene	ug/L	5	31	--	U	U	U	U
Vinyl chloride	ug/L	2	4	--	U	U	U	U
Semi-Volatile Organic Compounds								
Indeno(1,2,3-cd)pyrene	mg/L	0.0012	0.0039	--	--	--	--	--
Polychlorinated Biphenyls								
Total PCBs	mg/L	0.0005	0.0014	U	--	--	--	--
Metals								
Arsenic	mg/L	0.01	0.01	--	--	--	--	--
Arsenic (Dissolved)	mg/L	0.01	0.01	--	--	--	--	--
Cadmium	mg/L	0.005	0.051	--	--	--	--	--
Cadmium (Dissolved)	mg/L	0.005	0.051	--	--	--	--	--
Lead	mg/L	0.015	0.042	**0.0162**[a]	--	--	--	--
Lead (Dissolved)	mg/L	0.015	0.042	0.015 U	--	--	--	--

Notes:

See Notes on Table 3.7

TABLE 3.5

GROUNDWATER SAMPLE ANALYTICAL RESULTS – AOI 35
CURRENT CONDITIONS REPORT SUPPLEMENT
FORMER MANUAL TRANSMISSIONS OF MUNCIE
MUNCIE, INDIANA

Sample Location:		*IDEM*	*IDEM*	*MW-24*	*MW-24*	*MW-24*	*MW-24*	*MW-24*
Sample ID:		*RISC*	*RISC*	*MW-24(Dup)*	*MW-24*	*GW-17330-100902-EH-020*	*GW-072104-MR-017*	*GW-017330-051006-PK-014*
Sample Date:		*RDCL*	*IDCL*	*10/1/1998*	*4/1/1999*	*10/9/2002*	*7/21/2004*	*5/10/2006*
Sample Type:	*Units*	*a*	*b*	*Duplicate*				
Volatile Organic Compounds								
Benzene	ug/L	5	52	U	U	1.0 U	1.7 U	1 U
1,2-Dichloroethane	ug/L	5	31	U	U	1.0 U	1.7 U	1 U
1,1-Dichloroethene	ug/L	7	5100	U	U	1.0 U	1.7 U	1 U
cis-1,2-Dichloroethene	ug/L	70	1000	U	U	1.0 U	4.0	1 U
trans-1,2-Dichloroethene	ug/L	100	2000	U	U	1.0 U	1.5 J	1 U
Ethylbenzene	ug/L	700	10000	U	U	1.0 U	1.7 U	1 U
Methylene chloride	ug/L	5	380	U	U	5.0 U	1.7 U	1 U
Tetrachloroethene	ug/L	5	55	U	U	1.0 U	1.7 U	1 U
Trichloroethene	ug/L	5	31	U	U	1.0 U	**46**[ab]	1.8 U
Vinyl chloride	ug/L	2	4	U	U	1.0 U	1.7 U	1 U
Semi-Volatile Organic Compounds								
Indeno(1,2,3-cd)pyrene	mg/L	0.0012	0.0039	--	--	--	--	0.0002 U
Polychlorinated Biphenyls								
Total PCBs	mg/L	0.0005	0.0014	--	--	--	--	--
Metals								
Arsenic	mg/L	0.01	0.01	--	--	--	--	0.01 U
Arsenic (Dissolved)	mg/L	0.01	0.01	--	--	--	--	0.01 U
Cadmium	mg/L	0.005	0.051	--	--	--	--	0.005 U
Cadmium (Dissolved)	mg/L	0.005	0.051	--	--	--	--	0.005 U
Lead	mg/L	0.015	0.042	--	--	--	--	0.003 U
Lead (Dissolved)	mg/L	0.015	0.042	--	--	--	--	0.003 U

Notes:

See Notes on Table 3.7

TABLE 3.5

GROUNDWATER SAMPLE ANALYTICAL RESULTS – AOI 35
CURRENT CONDITIONS REPORT SUPPLEMENT
FORMER MANUAL TRANSMISSIONS OF MUNCIE
MUNCIE, INDIANA

Sample Location:		*IDEM*	*IDEM*	*MW-24*	*MW-25*	*MW-25*	*MW-25*	*MW-25*
Sample ID:		*RISC*	*RISC*	*GW-017324-111408-NH-022*	*MW-25*	*MW-25*	*MW-25*	*MW-25*
Sample Date:		*RDCL*	*IDCL*	*11/14/2008*	*12/1/1991*	*6/1/1994*	*3/20/1996*	*5/1/1997*
Sample Type:	*Units*	*a*	*b*					
Volatile Organic Compounds								
Benzene	ug/L	5	52	1 U	U	U	U	U
1,2-Dichloroethane	ug/L	5	31	1 U	U	U	U	U
1,1-Dichloroethene	ug/L	7	5100	1 U	U	U	U	U
cis-1,2-Dichloroethene	ug/L	70	1000	1 U	--	13	22	15
trans-1,2-Dichloroethene	ug/L	100	2000	1 U	U	7	4	3.9
Ethylbenzene	ug/L	700	10000	1 U	U	U	U	U
Methylene chloride	ug/L	5	380	1 U	U	U	1	U
Tetrachloroethene	ug/L	5	55	1 U	U	U	U	U
Trichloroethene	ug/L	5	31	1 U	**24**[a]	**56**[ab]	**10**[a]	**33**[ab]
Vinyl chloride	ug/L	2	4	1 U	U	U	0.8	U
Semi-Volatile Organic Compounds								
Indeno(1,2,3-cd)pyrene	mg/L	0.0012	0.0039	0.0002 U	--	--	--	--
Polychlorinated Biphenyls								
Total PCBs	mg/L	0.0005	0.0014	--	--	--	--	--
Metals								
Arsenic	mg/L	0.01	0.01	0.01 U	--	--	--	--
Arsenic (Dissolved)	mg/L	0.01	0.01	0.01 U	--	--	--	--
Cadmium	mg/L	0.005	0.051	0.005 U	--	--	--	--
Cadmium (Dissolved)	mg/L	0.005	0.051	0.005 U	--	--	--	--
Lead	mg/L	0.015	0.042	0.0039	--	--	--	--
Lead (Dissolved)	mg/L	0.015	0.042	0.003 U	--	--	--	--

Notes:

See Notes on Table 3.7

TABLE 3.5

GROUNDWATER SAMPLE ANALYTICAL RESULTS – AOI 35
CURRENT CONDITIONS REPORT SUPPLEMENT
FORMER MANUAL TRANSMISSIONS OF MUNCIE
MUNCIE, INDIANA

Sample Location:		*IDEM*	*IDEM*	*MW-25*	*MW-25*	*MW-25*	*MW-25*	*MW-25*
Sample ID:		*RISC*	*RISC*	*MW-25*	*MW-25*	*MW-25*	*MW-25*	*MW-25*
Sample Date:		*RDCL*	*IDCL*	*9/16/1997*	*1/14/1998*	*10/1/1998*	*4/1/1999*	*10/1/2000*
Sample Type:	*Units*	*a*	*b*					
Volatile Organic Compounds								
Benzene	ug/L	5	52	U	U	U	U	U
1,2-Dichloroethane	ug/L	5	31	U	U	U	U	U
1,1-Dichloroethene	ug/L	7	5100	U	U	U	U	U
cis-1,2-Dichloroethene	ug/L	70	1000	16	13	19	26	22
trans-1,2-Dichloroethene	ug/L	100	2000	5.8	5.7	6.5	6.3	5
Ethylbenzene	ug/L	700	10000	U	U	U	U	U
Methylene chloride	ug/L	5	380	U	U	**8.1**[a]	U	U
Tetrachloroethene	ug/L	5	55	U	U	U	U	U
Trichloroethene	ug/L	5	31	**31**[a]	**16**[a]	**25**[a]	**27**[a]	**24**[a]
Vinyl chloride	ug/L	2	4	U	1.1	1	1.1	U
Semi-Volatile Organic Compounds								
Indeno(1,2,3-cd)pyrene	mg/L	0.0012	0.0039	--	--	--	--	--
Polychlorinated Biphenyls								
Total PCBs	mg/L	0.0005	0.0014	--	--	--	--	--
Metals								
Arsenic	mg/L	0.01	0.01	--	--	--	--	--
Arsenic (Dissolved)	mg/L	0.01	0.01	--	--	--	--	--
Cadmium	mg/L	0.005	0.051	--	--	--	--	--
Cadmium (Dissolved)	mg/L	0.005	0.051	--	--	--	--	--
Lead	mg/L	0.015	0.042	--	--	--	--	--
Lead (Dissolved)	mg/L	0.015	0.042	--	--	--	--	--

Notes:

See Notes on Table 3.7

TABLE 3.5

GROUNDWATER SAMPLE ANALYTICAL RESULTS – AOI 35
CURRENT CONDITIONS REPORT SUPPLEMENT
FORMER MANUAL TRANSMISSIONS OF MUNCIE
MUNCIE, INDIANA

Sample Location:		*IDEM*	*IDEM*	*MW-25*	*MW-25*	*MW-25*	*MW-25*	*MW-25*
Sample ID:		*RISC*	*RISC*	*MW-25*	*GW-17330-100902-EH-002*	*GW-17330-100902-EH-003*	*GW-072004-MR-002*	*GW-017330-042605-TP-001*
Sample Date:		*RDCL*	*IDCL*	*3/27/2001*	*10/9/2002*	*10/9/2002*	*7/20/2004*	*4/26/2005*
Sample Type:	*Units*	*a*	*b*			*Duplicate*		
Volatile Organic Compounds								
Benzene	ug/L	5	52	U	1.0 U	1.0 U	1.7 U	1.0 U
1,2-Dichloroethane	ug/L	5	31	U	1.0 U	1.0 U	1.7 U	1.0 U
1,1-Dichloroethene	ug/L	7	5100	U	1.0 U	1.0 U	1.7 U	0.19 J
cis-1,2-Dichloroethene	ug/L	70	1000	12	22	22	38	33
trans-1,2-Dichloroethene	ug/L	100	2000	6.8	2.8	2.7	5.8	6.8
Ethylbenzene	ug/L	700	10000	U	1.0 U	1.0 U	1.7 U	1.0 U
Methylene chloride	ug/L	5	380	U	5.0 U	5.0 U	1.7 U	1.0 U
Tetrachloroethene	ug/L	5	55	U	1.0 U	1.0 U	1.7 U	1.0 U
Trichloroethene	ug/L	5	31	**5.9[a]**	**11[a]**	**10[a]**	**7.4[a]**	**6.2[a]**
Vinyl chloride	ug/L	2	4	1.3	0.78 J	0.68 J	**2.3[a]**	1.3
Semi-Volatile Organic Compounds								
Indeno(1,2,3-cd)pyrene	mg/L	0.0012	0.0039	--	--	--	--	--
Polychlorinated Biphenyls								
Total PCBs	mg/L	0.0005	0.0014	--	--	--	--	--
Metals								
Arsenic	mg/L	0.01	0.01	--	--	--	--	--
Arsenic (Dissolved)	mg/L	0.01	0.01	--	--	--	--	--
Cadmium	mg/L	0.005	0.051	--	--	--	--	--
Cadmium (Dissolved)	mg/L	0.005	0.051	--	--	--	--	--
Lead	mg/L	0.015	0.042	--	--	--	--	--
Lead (Dissolved)	mg/L	0.015	0.042	--	--	--	--	--

Notes:

See Notes on Table 3.7

TABLE 3.5

GROUNDWATER SAMPLE ANALYTICAL RESULTS – AOI 35
CURRENT CONDITIONS REPORT SUPPLEMENT
FORMER MANUAL TRANSMISSIONS OF MUNCIE
MUNCIE, INDIANA

Sample Location:		*IDEM*	*IDEM*	*MW-25*	*MW-25*	*MW-25*	*MW-26*	*MW-26*
Sample ID:		*RISC*	*RISC*	*GW-017330-101805-TP-002*	*GW-017330-051006-NH-013*	*GW-017324-111108-NH-004*	*MW-26*	*MW-26*
Sample Date:		*RDCL*	*IDCL*	*10/18/2005*	*5/10/2006*	*11/11/2008*	*12/1/1991*	*6/1/1994*
Sample Type:	*Units*	*a*	*b*					
Volatile Organic Compounds								
Benzene	ug/L	5	52	1.0 U	1 U	1 U	U	U
1,2-Dichloroethane	ug/L	5	31	1.0 U	1 U	1 U	U	U
1,1-Dichloroethene	ug/L	7	5100	1.0 U	1 U	1 U	U	U
cis-1,2-Dichloroethene	ug/L	70	1000	27	37	26	--	**370[a]**
trans-1,2-Dichloroethene	ug/L	100	2000	6.6	6.5	12	U	**120[a]**
Ethylbenzene	ug/L	700	10000	1.0 U	1 U	1 U	U	U
Methylene chloride	ug/L	5	380	1.0 U	1 U	1 U	U	U
Tetrachloroethene	ug/L	5	55	1.0 U	1 U	1 U	U	U
Trichloroethene	ug/L	5	31	**5.8[a]**	**7.1[a]**	**5.8[a]**	**330[ab]**	**480[ab]**
Vinyl chloride	ug/L	2	4	2.0	1.8	1.3	2	U
Semi-Volatile Organic Compounds								
Indeno(1,2,3-cd)pyrene	mg/L	0.0012	0.0039	--	0.0002 U	0.0002 U	--	--
Polychlorinated Biphenyls								
Total PCBs	mg/L	0.0005	0.0014	--	--	--	--	--
Metals								
Arsenic	mg/L	0.01	0.01	--	0.009 J	0.01 U	--	--
Arsenic (Dissolved)	mg/L	0.01	0.01	--	0.01 U	0.01 U	--	--
Cadmium	mg/L	0.005	0.051	--	0.005 U	0.005 U	--	--
Cadmium (Dissolved)	mg/L	0.005	0.051	--	0.005 U	0.005 U	--	--
Lead	mg/L	0.015	0.042	--	0.003 U	0.003 U	--	--
Lead (Dissolved)	mg/L	0.015	0.042	--	0.003 U	0.003 U	--	--

Notes:

See Notes on Table 3.7

TABLE 3.5

GROUNDWATER SAMPLE ANALYTICAL RESULTS – AOI 35
CURRENT CONDITIONS REPORT SUPPLEMENT
FORMER MANUAL TRANSMISSIONS OF MUNCIE
MUNCIE, INDIANA

Sample Location:		*IDEM*	*IDEM*	*MW-26*	*MW-26*	*MW-26*	*MW-26*	*MW-26*
Sample ID:		*RISC*	*RISC*	*MW-200*	*MW-26*	*MW-26*	*MW-26*	*MW-26*
Sample Date:		*RDCL*	*IDCL*	*6/15/1994*	*3/20/1996*	*5/1/1997*	*9/18/1997*	*10/1/1998*
Sample Type:	*Units*	*a*	*b*	*Duplicate*				
Volatile Organic Compounds								
Benzene	ug/L	5	52	U	U	U	U	U
1,2-Dichloroethane	ug/L	5	31	U	U	U	U	U
1,1-Dichloroethene	ug/L	7	5100	U	U	U	U	U
cis-1,2-Dichloroethene	ug/L	70	1000	**370**[a]	**300**[a]	**400**[a]	**400**[a]	**490**[a]
trans-1,2-Dichloroethene	ug/L	100	2000	**120**[a]	47	**130**[a]	**130**[a]	**160**[a]
Ethylbenzene	ug/L	700	10000	U	U	U	U	U
Methylene chloride	ug/L	5	380	U	**9**[a]	U	U	**63 J**[a]
Tetrachloroethene	ug/L	5	55	U	U	U	U	U
Trichloroethene	ug/L	5	31	**460**[ab]	**190**[ab]	**500**[ab]	**400**[ab]	**510**[ab]
Vinyl chloride	ug/L	2	4	U	U	U	U	U
Semi-Volatile Organic Compounds								
Indeno(1,2,3-cd)pyrene	mg/L	0.0012	0.0039	--	--	--	--	--
Polychlorinated Biphenyls								
Total PCBs	mg/L	0.0005	0.0014	--	--	--	--	--
Metals								
Arsenic	mg/L	0.01	0.01	--	--	--	--	--
Arsenic (Dissolved)	mg/L	0.01	0.01	--	--	--	--	--
Cadmium	mg/L	0.005	0.051	--	--	--	--	--
Cadmium (Dissolved)	mg/L	0.005	0.051	--	--	--	--	--
Lead	mg/L	0.015	0.042	--	--	--	--	--
Lead (Dissolved)	mg/L	0.015	0.042	--	--	--	--	--

Notes:

See Notes on Table 3.7

TABLE 3.5

GROUNDWATER SAMPLE ANALYTICAL RESULTS – AOI 35
CURRENT CONDITIONS REPORT SUPPLEMENT
FORMER MANUAL TRANSMISSIONS OF MUNCIE
MUNCIE, INDIANA

Sample Location:		*IDEM*	*IDEM*	*MW-26*	*MW-26*	*MW-26*	*MW-26*	*MW-26*
Sample ID:		*RISC*	*RISC*	*MW-26*	*MW-26*	*MW-26*	*GW-17330-100902-EH-007*	*GW-072004-MR-006*
Sample Date:		*RDCL*	*IDCL*	*4/1/1999*	*10/1/2000*	*3/27/2001*	*10/9/2002*	*7/20/2004*
Sample Type:	*Units*	*a*	*b*					
Volatile Organic Compounds								
Benzene	ug/L	5	52	U	U	U	20 U	17 U
1,2-Dichloroethane	ug/L	5	31	U	U	U	20 U	17 U
1,1-Dichloroethene	ug/L	7	5100	U	U	U	20 U	17 U
cis-1,2-Dichloroethene	ug/L	70	1000	**510**[a]	**570**[a]	**580**[a]	**480**[a]	**510**[a]
trans-1,2-Dichloroethene	ug/L	100	2000	**190**[a]	**200**[a]	**170**[a]	**180**[a]	**170**[a]
Ethylbenzene	ug/L	700	10000	U	U	U	20 U	17 U
Methylene chloride	ug/L	5	380	U	U	U	100 U	17 U
Tetrachloroethene	ug/L	5	55	U	U	U	20 U	17 U
Trichloroethene	ug/L	5	31	**490**[ab]	**800**[ab]	**550**[ab]	**410**[ab]	**370**[ab]
Vinyl chloride	ug/L	2	4	U	U	U	20 U	17 U
Semi-Volatile Organic Compounds								
Indeno(1,2,3-cd)pyrene	mg/L	0.0012	0.0039	--	--	--	--	--
Polychlorinated Biphenyls								
Total PCBs	mg/L	0.0005	0.0014	--	--	--	--	--
Metals								
Arsenic	mg/L	0.01	0.01	--	--	--	--	--
Arsenic (Dissolved)	mg/L	0.01	0.01	--	--	--	--	--
Cadmium	mg/L	0.005	0.051	--	--	--	--	--
Cadmium (Dissolved)	mg/L	0.005	0.051	--	--	--	--	--
Lead	mg/L	0.015	0.042	--	--	--	--	--
Lead (Dissolved)	mg/L	0.015	0.042	--	--	--	--	--

Notes:

See Notes on Table 3.7

TABLE 3.5

GROUNDWATER SAMPLE ANALYTICAL RESULTS – AOI 35
CURRENT CONDITIONS REPORT SUPPLEMENT
FORMER MANUAL TRANSMISSIONS OF MUNCIE
MUNCIE, INDIANA

Sample Location:		*IDEM*	*IDEM*	*MW-26*	*MW-26*	*MW-26*	*MW-26*	*MW-26*
Sample ID:		*RISC*	*RISC*	*GW-072004-MR-008*	*GW-017330-042705-TP-009*	*GW-017330-050906-NH-007*	*GW-017324-111208-NH-011*	*GW-17324-030310-GL-009*
Sample Date:		*RDCL*	*IDCL*	*7/20/2004*	*4/27/2005*	*5/9/2006*	*11/12/2008*	*3/3/2010*
Sample Type:	*Units*	*a*	*b*	*Duplicate*				
Volatile Organic Compounds								
Benzene	ug/L	5	52	20 U	12 U	13 U	17 U	--
1,2-Dichloroethane	ug/L	5	31	20 U	12 U	13 U	17 U	--
1,1-Dichloroethene	ug/L	7	5100	20 U	12 U	13 U	17 U	--
cis-1,2-Dichloroethene	ug/L	70	1000	**440[a]**	**350[a]**	**430[a]**	**500[a]**	--
trans-1,2-Dichloroethene	ug/L	100	2000	**150[a]**	**140[a]**	**170[a]**	**240[a]**	--
Ethylbenzene	ug/L	700	10000	20 U	12 U	13 U	17 U	--
Methylene chloride	ug/L	5	380	20 U	12 U	13 UJ	17 U	--
Tetrachloroethene	ug/L	5	55	20 U	12 U	13 U	17 U	--
Trichloroethene	ug/L	5	31	**330[ab]**	**270[ab]**	**380[ab]**	**380[ab]**	--
Vinyl chloride	ug/L	2	4	20 U	12 U	13 U	17 U	--
Semi-Volatile Organic Compounds								
Indeno(1,2,3-cd)pyrene	mg/L	0.0012	0.0039	--	--	0.0002 U	0.0002 U	--
Polychlorinated Biphenyls								
Total PCBs	mg/L	0.0005	0.0014	--	--	--	--	U
Metals								
Arsenic	mg/L	0.01	0.01	--	--	0.01 U	0.01 U	--
Arsenic (Dissolved)	mg/L	0.01	0.01	--	--	0.01 U	0.01 U	--
Cadmium	mg/L	0.005	0.051	--	--	0.005 U	0.005 U	--
Cadmium (Dissolved)	mg/L	0.005	0.051	--	--	0.005 U	0.005 U	--
Lead	mg/L	0.015	0.042	--	--	0.003 U	0.0033	0.015 U
Lead (Dissolved)	mg/L	0.015	0.042	--	--	0.003 U	0.003 U	0.015 U

Notes:

See Notes on Table 3.7

TABLE 3.5

GROUNDWATER SAMPLE ANALYTICAL RESULTS – AOI 35
CURRENT CONDITIONS REPORT SUPPLEMENT
FORMER MANUAL TRANSMISSIONS OF MUNCIE
MUNCIE, INDIANA

Sample Location:		*IDEM*	*IDEM*	*MW-27*	*MW-27*	*MW-27*	*MW-27*	*MW-27*
Sample ID:		*RISC*	*RISC*	*MW-27*	*MW-27*	*MW-27*	*MW-27*	*MW-27*
Sample Date:		*RDCL*	*IDCL*	*1/1/1991*	*6/1/1994*	*5/1/1997*	*9/17/1997*	*10/1/1998*
Sample Type:	*Units*	*a*	*b*					
Volatile Organic Compounds								
Benzene	ug/L	5	52	U	U	U	U	U
1,2-Dichloroethane	ug/L	5	31	U	U	U	U	U
1,1-Dichloroethene	ug/L	7	5100	U	U	U	U	U
cis-1,2-Dichloroethene	ug/L	70	1000	--	U	U	U	U
trans-1,2-Dichloroethene	ug/L	100	2000	U	U	U	U	U
Ethylbenzene	ug/L	700	10000	U	U	U	U	U
Methylene chloride	ug/L	5	380	U	U	U	U	**8 J[a]**
Tetrachloroethene	ug/L	5	55	U	U	U	U	U
Trichloroethene	ug/L	5	31	U	U	U	**6.7[a]**	U
Vinyl chloride	ug/L	2	4	U	U	U	U	U
Semi-Volatile Organic Compounds								
Indeno(1,2,3-cd)pyrene	mg/L	0.0012	0.0039	--	--	--	--	--
Polychlorinated Biphenyls								
Total PCBs	mg/L	0.0005	0.0014	--	--	--	--	--
Metals								
Arsenic	mg/L	0.01	0.01	--	--	--	--	--
Arsenic (Dissolved)	mg/L	0.01	0.01	--	--	--	--	--
Cadmium	mg/L	0.005	0.051	--	--	--	--	--
Cadmium (Dissolved)	mg/L	0.005	0.051	--	--	--	--	--
Lead	mg/L	0.015	0.042	--	--	--	--	--
Lead (Dissolved)	mg/L	0.015	0.042	--	--	--	--	--

Notes:

See Notes on Table 3.7

TABLE 3.5

GROUNDWATER SAMPLE ANALYTICAL RESULTS – AOI 35
CURRENT CONDITIONS REPORT SUPPLEMENT
FORMER MANUAL TRANSMISSIONS OF MUNCIE
MUNCIE, INDIANA

Sample Location:		*IDEM*	*IDEM*	*MW-27*	*MW-27*	*MW-27*	*MW-27*	*MW-27*
Sample ID:		*RISC*	*RISC*	*MW-27*	*MW-27*	*MW-27*	*GW-17330-101002-EH-008*	*GW-072004-MR-007*
Sample Date:		*RDCL*	*IDCL*	*4/1/1999*	*10/1/2000*	*3/26/2001*	*10/10/2002*	*7/20/2004*
Sample Type:	*Units*	*a*	*b*					
Volatile Organic Compounds								
Benzene	ug/L	5	52	U	U	U	1.0 U	1.0 U
1,2-Dichloroethane	ug/L	5	31	U	U	U	1.0 U	1.0 U
1,1-Dichloroethene	ug/L	7	5100	U	U	U	1.0 U	1.0 U
cis-1,2-Dichloroethene	ug/L	70	1000	U	17	2.5	0.46 J	3.3
trans-1,2-Dichloroethene	ug/L	100	2000	U	3.9	U	1.0 U	1.1
Ethylbenzene	ug/L	700	10000	U	U	U	1.0 U	1.0 U
Methylene chloride	ug/L	5	380	U	U	U	5.0 U	1.0 U
Tetrachloroethene	ug/L	5	55	U	U	U	1.0 U	1.0 U
Trichloroethene	ug/L	5	31	U	**27 J[a]**	4.8	1.0 U	**5.6[a]**
Vinyl chloride	ug/L	2	4	U	U	U	1.0 U	1.0 U
Semi-Volatile Organic Compounds								
Indeno(1,2,3-cd)pyrene	mg/L	0.0012	0.0039	--	--	--	--	0.0001 U
Polychlorinated Biphenyls								
Total PCBs	mg/L	0.0005	0.0014	--	--	--	--	--
Metals								
Arsenic	mg/L	0.01	0.01	--	--	--	--	**0.012[ab]**
Arsenic (Dissolved)	mg/L	0.01	0.01	--	--	--	--	--
Cadmium	mg/L	0.005	0.051	--	--	--	--	0.00038 J
Cadmium (Dissolved)	mg/L	0.005	0.051	--	--	--	--	--
Lead	mg/L	0.015	0.042	--	--	--	--	0.0030 U
Lead (Dissolved)	mg/L	0.015	0.042	--	--	--	--	--

Notes:

See Notes on Table 3.7

TABLE 3.5

GROUNDWATER SAMPLE ANALYTICAL RESULTS – AOI 35
CURRENT CONDITIONS REPORT SUPPLEMENT
FORMER MANUAL TRANSMISSIONS OF MUNCIE
MUNCIE, INDIANA

Sample Location:		*IDEM*	*IDEM*	*MW-27*	*MW-27*	*MW-27*	*MW-27*	*MW-27*
Sample ID:		*RISC*	*RISC*	*GW-017330-042705-TP-008*	*GW-017330-050906-PK-008*	*GW-017330-050906-PK-010*	*GW-017324-111208-NH-010*	*GW-17324-030210-GL-005*
Sample Date:		*RDCL*	*IDCL*	*4/27/2005*	*5/9/2006*	*5/9/2006*	*11/12/2008*	*3/2/2010*
Sample Type:	*Units*	*a*	*b*			*Duplicate*		
Volatile Organic Compounds								
Benzene	ug/L	5	52	1.0 U	1 U	1 U	1 U	--
1,2-Dichloroethane	ug/L	5	31	1.0 U	1 U	1 U	1 U	--
1,1-Dichloroethene	ug/L	7	5100	1.0 U	1 U	1 U	1 U	--
cis-1,2-Dichloroethene	ug/L	70	1000	2.0	0.35 J	0.32 J	1 U	--
trans-1,2-Dichloroethene	ug/L	100	2000	0.46 J	1 U	1 U	1 U	--
Ethylbenzene	ug/L	700	10000	1.0 U	1 U	1 U	1 U	--
Methylene chloride	ug/L	5	380	1.0 U	1 UJ	1 UJ	1 U	--
Tetrachloroethene	ug/L	5	55	1.0 U	1 U	1 U	1 U	--
Trichloroethene	ug/L	5	31	3.2	1 U	1 U	1 U	--
Vinyl chloride	ug/L	2	4	1.0 U	1 U	1 U	1 U	--
Semi-Volatile Organic Compounds								
Indeno(1,2,3-cd)pyrene	mg/L	0.0012	0.0039	0.0001 UJ	0.0002 U	0.0002 U	0.00066	--
Polychlorinated Biphenyls								
Total PCBs	mg/L	0.0005	0.0014	--	--	--	--	U
Metals								
Arsenic	mg/L	0.01	0.01	**0.011**[ab]	**0.0117**[ab]	**0.0113**[ab]	**0.0148**[ab]	--
Arsenic (Dissolved)	mg/L	0.01	0.01	--	0.0085 J	**0.0105**[ab]	0.01 U	--
Cadmium	mg/L	0.005	0.051	0.0050 U	0.005 U	0.005 U	0.005 U	--
Cadmium (Dissolved)	mg/L	0.005	0.051	--	0.005 U	0.005 U	0.005 U	--
Lead	mg/L	0.015	0.042	0.0036	0.0023 J	0.0023 J	**0.0216**[a]	0.015 U
Lead (Dissolved)	mg/L	0.015	0.042	--	0.003 U	0.003 U	0.003 U	0.015 U

Notes:

See Notes on Table 3.7

TABLE 3.5

GROUNDWATER SAMPLE ANALYTICAL RESULTS – AOI 35
CURRENT CONDITIONS REPORT SUPPLEMENT
FORMER MANUAL TRANSMISSIONS OF MUNCIE
MUNCIE, INDIANA

Sample Location:		*IDEM*	*IDEM*	*MW-28*	*MW-28*	*MW-28*	*MW-28*	*MW-28*
Sample ID:		*RISC*	*RISC*	*MW-28*	*MW-28*	*MW-28*	*MW-28*	*MW-28*
Sample Date:		*RDCL*	*IDCL*	*1/1/1991*	*6/1/1994*	*3/20/1996*	*5/1/1997*	*9/18/1997*
Sample Type:	*Units*	*a*	*b*					
Volatile Organic Compounds								
Benzene	ug/L	5	52	U	3	U	U	U
1,2-Dichloroethane	ug/L	5	31	U	2	U	U	U
1,1-Dichloroethene	ug/L	7	5100	U	U	0.4	U	U
cis-1,2-Dichloroethene	ug/L	70	1000	--	U	U	U	U
trans-1,2-Dichloroethene	ug/L	100	2000	U	U	U	U	U
Ethylbenzene	ug/L	700	10000	U	U	U	U	U
Methylene chloride	ug/L	5	380	U	U	U	U	U
Tetrachloroethene	ug/L	5	55	U	U	U	U	U
Trichloroethene	ug/L	5	31	U	3	U	U	**6.7**[a]
Vinyl chloride	ug/L	2	4	U	U	U	U	U
Semi-Volatile Organic Compounds								
Indeno(1,2,3-cd)pyrene	mg/L	0.0012	0.0039	--	--	--	--	--
Polychlorinated Biphenyls								
Total PCBs	mg/L	0.0005	0.0014	--	--	--	--	--
Metals								
Arsenic	mg/L	0.01	0.01	--	--	--	--	--
Arsenic (Dissolved)	mg/L	0.01	0.01	--	--	--	--	--
Cadmium	mg/L	0.005	0.051	--	--	--	--	--
Cadmium (Dissolved)	mg/L	0.005	0.051	--	--	--	--	--
Lead	mg/L	0.015	0.042	--	--	--	--	--
Lead (Dissolved)	mg/L	0.015	0.042	--	--	--	--	--

Notes:

See Notes on Table 3.7

TABLE 3.5

GROUNDWATER SAMPLE ANALYTICAL RESULTS – AOI 35
CURRENT CONDITIONS REPORT SUPPLEMENT
FORMER MANUAL TRANSMISSIONS OF MUNCIE
MUNCIE, INDIANA

Sample Location:		*IDEM*	*IDEM*	*MW-28*	*MW-28*	*MW-28*	*MW-28*	*MW-28*
Sample ID:		*RISC*	*RISC*	*MW-28*	*MW-28*	*MW-28*	*MW-28*	*GW-17330-101002-EH-009*
Sample Date:		*RDCL*	*IDCL*	*10/1/1998*	*4/1/1999*	*10/1/2000*	*3/28/2001*	*10/10/2002*
Sample Type:	*Units*	*a*	*b*					
Volatile Organic Compounds								
Benzene	ug/L	5	52	U	U	U	U	1.0 U
1,2-Dichloroethane	ug/L	5	31	U	U	U	U	1.0 U
1,1-Dichloroethene	ug/L	7	5100	U	U	U	U	1.0 U
cis-1,2-Dichloroethene	ug/L	70	1000	U	U	U	U	1.0 U
trans-1,2-Dichloroethene	ug/L	100	2000	U	U	U	U	1.0 U
Ethylbenzene	ug/L	700	10000	U	U	U	U	1.0 U
Methylene chloride	ug/L	5	380	**9 J[a]**	U	U	U	5.0 U
Tetrachloroethene	ug/L	5	55	U	U	U	U	1.0 U
Trichloroethene	ug/L	5	31	U	U	U	U	1.0 U
Vinyl chloride	ug/L	2	4	U	U	U	U	1.0 U
Semi-Volatile Organic Compounds								
Indeno(1,2,3-cd)pyrene	mg/L	0.0012	0.0039	--	--	--	--	--
Polychlorinated Biphenyls								
Total PCBs	mg/L	0.0005	0.0014	--	--	--	--	--
Metals								
Arsenic	mg/L	0.01	0.01	--	--	--	--	--
Arsenic (Dissolved)	mg/L	0.01	0.01	--	--	--	--	--
Cadmium	mg/L	0.005	0.051	--	--	--	--	--
Cadmium (Dissolved)	mg/L	0.005	0.051	--	--	--	--	--
Lead	mg/L	0.015	0.042	--	--	--	--	--
Lead (Dissolved)	mg/L	0.015	0.042	--	--	--	--	--

Notes:

See Notes on Table 3.7

TABLE 3.5

GROUNDWATER SAMPLE ANALYTICAL RESULTS – AOI 35
CURRENT CONDITIONS REPORT SUPPLEMENT
FORMER MANUAL TRANSMISSIONS OF MUNCIE
MUNCIE, INDIANA

Sample Location:		*IDEM*	*IDEM*	*MW-28*	*MW-28*	*MW-28*	*MW-28*	*MW-28*
Sample ID:		*RISC*	*RISC*	*GW-072104-MR-009*	*GW-072104-MR-011*	*GW-017330-042705-TP-012*	*GW-017330-050906-NH-009*	*GW-017324-111308-NH-014*
Sample Date:		*RDCL*	*IDCL*	*7/21/2004*	*7/21/2004*	*4/27/2005*	*5/9/2006*	*11/13/2008*
Sample Type:	*Units*	*a*	*b*		*Duplicate*			
Volatile Organic Compounds								
Benzene	ug/L	5	52	1.0 U	1.0 U	1.0 U	1 U	1 U
1,2-Dichloroethane	ug/L	5	31	1.0 U	1.0 U	1.0 U	1 U	1 U
1,1-Dichloroethene	ug/L	7	5100	0.37 J	1.0 U	0.44 J	1 U	1 U
cis-1,2-Dichloroethene	ug/L	70	1000	0.65 J	0.55 J	13	3.1	1 U
trans-1,2-Dichloroethene	ug/L	100	2000	1.0 U	1.0 U	7.0	1.6	1 U
Ethylbenzene	ug/L	700	10000	1.0 U	1.0 U	1.0 U	1 U	1 U
Methylene chloride	ug/L	5	380	1.0 U	1.0 U	1.0 U	1 UJ	1 U
Tetrachloroethene	ug/L	5	55	1.0 U	1.0 U	1.0 U	1 U	1 U
Trichloroethene	ug/L	5	31	1.3	1.3	**33[ab]**	**5.5[a]**	1 U
Vinyl chloride	ug/L	2	4	1.0 U	1.0 U	1.0 U	1 U	1 U
Semi-Volatile Organic Compounds								
Indeno(1,2,3-cd)pyrene	mg/L	0.0012	0.0039	0.0001 U	0.000032 J	0.0001 UJ	0.0002 U	0.0002 U
Polychlorinated Biphenyls								
Total PCBs	mg/L	0.0005	0.0014	--	--	--	--	--
Metals								
Arsenic	mg/L	0.01	0.01	0.0054 J	0.0055 J	0.0049 J	0.01 U	0.01 U
Arsenic (Dissolved)	mg/L	0.01	0.01	--	--	--	0.01 U	0.01 U
Cadmium	mg/L	0.005	0.051	0.00047 J	0.00040 J	0.0050 U	0.005 U	0.005 U
Cadmium (Dissolved)	mg/L	0.005	0.051	--	--	--	0.005 U	0.005 U
Lead	mg/L	0.015	0.042	0.0030 U	0.0030 U	0.0033	0.003 U	0.003 U
Lead (Dissolved)	mg/L	0.015	0.042	--	--	--	0.003 U	0.003 U

Notes:

See Notes on Table 3.7

TABLE 3.5

GROUNDWATER SAMPLE ANALYTICAL RESULTS – AOI 35
CURRENT CONDITIONS REPORT SUPPLEMENT
FORMER MANUAL TRANSMISSIONS OF MUNCIE
MUNCIE, INDIANA

Sample Location:		*IDEM*	*IDEM*	*MW-28*	*MW-29*	*MW-29*	*MW-29*	*MW-29*
Sample ID:		*RISC*	*RISC*	*GW-17324-030310-GL-010*	*MW-29*	*MW-29*	*MW-29*	*MW-29*
Sample Date:		*RDCL*	*IDCL*	*3/3/2010*	*7/1/1996*	*5/1/1997*	*9/17/1997*	*10/1/1998*
Sample Type:	*Units*	*a*	*b*					
Volatile Organic Compounds								
Benzene	ug/L	5	52	--	U	U	U	U
1,2-Dichloroethane	ug/L	5	31	--	U	U	U	U
1,1-Dichloroethene	ug/L	7	5100	--	U	U	U	U
cis-1,2-Dichloroethene	ug/L	70	1000	--	U	**630**[a]	**600**[a]	34
trans-1,2-Dichloroethene	ug/L	100	2000	--	**150**[a]	**120**[a]	**120**[a]	1.8
Ethylbenzene	ug/L	700	10000	--	U	U	U	U
Methylene chloride	ug/L	5	380	--	**46**[a]	U	U	**7.6**[a]
Tetrachloroethene	ug/L	5	55	--	U	U	U	U
Trichloroethene	ug/L	5	31	--	**1000**[ab]	**930**[ab]	**820**[ab]	**5.2**[a]
Vinyl chloride	ug/L	2	4	--	**24**[ab]	**18**[ab]	**12**[ab]	**22**[ab]
Semi-Volatile Organic Compounds								
Indeno(1,2,3-cd)pyrene	mg/L	0.0012	0.0039	--	--	--	--	--
Polychlorinated Biphenyls								
Total PCBs	mg/L	0.0005	0.0014	U	--	--	--	--
Metals								
Arsenic	mg/L	0.01	0.01	--	--	--	--	--
Arsenic (Dissolved)	mg/L	0.01	0.01	--	--	--	--	--
Cadmium	mg/L	0.005	0.051	--	--	--	--	--
Cadmium (Dissolved)	mg/L	0.005	0.051	--	--	--	--	--
Lead	mg/L	0.015	0.042	0.015 U	--	--	--	--
Lead (Dissolved)	mg/L	0.015	0.042	0.015 U	--	--	--	--

Notes:

See Notes on Table 3.7

TABLE 3.5

GROUNDWATER SAMPLE ANALYTICAL RESULTS – AOI 35
CURRENT CONDITIONS REPORT SUPPLEMENT
FORMER MANUAL TRANSMISSIONS OF MUNCIE
MUNCIE, INDIANA

Sample Location:		*IDEM*	*IDEM*	*MW-29*	*MW-29*	*MW-29*	*MW-29*	*MW-29*
Sample ID:		*RISC*	*RISC*	*MW-29*	*MW-29*	*MW-29*	*GW-17330-100902-EH-006*	*GW-072004-MR-005*
Sample Date:		*RDCL*	*IDCL*	*4/1/1999*	*10/1/2000*	*3/26/2001*	*10/9/2002*	*7/20/2004*
Sample Type:	*Units*	*a*	*b*					
Volatile Organic Compounds								
Benzene	ug/L	5	52	U	U	U	25 U	10 U
1,2-Dichloroethane	ug/L	5	31	U	U	U	25 U	10 U
1,1-Dichloroethene	ug/L	7	5100	6.6	3.2	U	25 U	10 U
cis-1,2-Dichloroethene	ug/L	70	1000	**890**[a]	**91**[a]	30	**640**[a]	**330**[a]
trans-1,2-Dichloroethene	ug/L	100	2000	**220**[a]	30	8.9	**170**[a]	80
Ethylbenzene	ug/L	700	10000	U	U	U	25 U	10 U
Methylene chloride	ug/L	5	380	U	U	U	**14 J**[a]	10 U
Tetrachloroethene	ug/L	5	55	U	U	U	25 U	10 U
Trichloroethene	ug/L	5	31	**1100**[ab]	**160**[ab]	**51**[ab]	**800**[ab]	**290**[ab]
Vinyl chloride	ug/L	2	4	**32**[ab]	**21**[ab]	**13**[ab]	**12 J**[ab]	**10**[ab]
Semi-Volatile Organic Compounds								
Indeno(1,2,3-cd)pyrene	mg/L	0.0012	0.0039	--	--	--	--	--
Polychlorinated Biphenyls								
Total PCBs	mg/L	0.0005	0.0014	--	--	--	--	--
Metals								
Arsenic	mg/L	0.01	0.01	--	--	--	--	--
Arsenic (Dissolved)	mg/L	0.01	0.01	--	--	--	--	--
Cadmium	mg/L	0.005	0.051	--	--	--	--	--
Cadmium (Dissolved)	mg/L	0.005	0.051	--	--	--	--	--
Lead	mg/L	0.015	0.042	--	--	--	--	--
Lead (Dissolved)	mg/L	0.015	0.042	--	--	--	--	--

Notes:

See Notes on Table 3.7

TABLE 3.5

GROUNDWATER SAMPLE ANALYTICAL RESULTS – AOI 35
CURRENT CONDITIONS REPORT SUPPLEMENT
FORMER MANUAL TRANSMISSIONS OF MUNCIE
MUNCIE, INDIANA

Sample Location:		*IDEM*	*IDEM*	*MW-29*	*MW-29*	*MW-29*	*MW-29*	*MW-29*
Sample ID:		*RISC*	*RISC*	*GW-017330-042705-TP-006*	*GW-017330-101805-TP-007*	*GW-017330-051006-NH-015*	*GW-017324-111208-NH-009*	*GW-17324-030210-GL-003*
Sample Date:		*RDCL*	*IDCL*	*4/27/2005*	*10/18/2005*	*5/10/2006*	*11/12/2008*	*3/2/2010*
Sample Type:	*Units*	*a*	*b*					
Volatile Organic Compounds								
Benzene	ug/L	5	52	25 U	12 U	12 U	67 U	--
1,2-Dichloroethane	ug/L	5	31	25 U	12 U	12 U	67 U	--
1,1-Dichloroethene	ug/L	7	5100	25 U	12 U	12 U	67 U	--
cis-1,2-Dichloroethene	ug/L	70	1000	**520**[a]	**410**[a]	**270**[a]	**1900**[ab]	--
trans-1,2-Dichloroethene	ug/L	100	2000	**190**[a]	**120**[a]	76	**360**[a]	--
Ethylbenzene	ug/L	700	10000	25 U	12 U	12 U	67 U	--
Methylene chloride	ug/L	5	380	25 U	12 U	**8.5 J**[a]	67 U	--
Tetrachloroethene	ug/L	5	55	25 U	12 U	12 U	67 U	--
Trichloroethene	ug/L	5	31	**830**[ab]	**400 J**[ab]	**340**[ab]	**300**[ab]	--
Vinyl chloride	ug/L	2	4	**11 J**[ab]	**10 J**[ab]	**7.6 J**[ab]	67 U	--
Semi-Volatile Organic Compounds								
Indeno(1,2,3-cd)pyrene	mg/L	0.0012	0.0039	--	--	0.0002 U	0.0002 U	--
Polychlorinated Biphenyls								
Total PCBs	mg/L	0.0005	0.0014	--	--	--	--	U
Metals								
Arsenic	mg/L	0.01	0.01	--	--	0.0094 J	0.01 U	--
Arsenic (Dissolved)	mg/L	0.01	0.01	--	--	0.01 U	0.01 U	--
Cadmium	mg/L	0.005	0.051	--	--	0.005 U	0.005 U	--
Cadmium (Dissolved)	mg/L	0.005	0.051	--	--	0.005 U	0.005 U	--
Lead	mg/L	0.015	0.042	--	--	**0.134**[ab]	**0.0443**[ab]	**0.179**[ab]
Lead (Dissolved)	mg/L	0.015	0.042	--	--	0.0076	0.003 U	0.015 U

Notes:

See Notes on Table 3.7

TABLE 3.5

GROUNDWATER SAMPLE ANALYTICAL RESULTS – AOI 35
CURRENT CONDITIONS REPORT SUPPLEMENT
FORMER MANUAL TRANSMISSIONS OF MUNCIE
MUNCIE, INDIANA

Sample Location:		*IDEM*	*IDEM*	*MW-30*	*MW-30*	*MW-30*	*MW-30*	*MW-30*
Sample ID:		*RISC*	*RISC*	*MW-30*	*MW-30*	*MW-30*	*MW-30*	*MW-30*
Sample Date:		*RDCL*	*IDCL*	*7/1/1996*	*9/17/1997*	*1/14/1998*	*10/1/1998*	*4/1/1999*
Sample Type:	*Units*	*a*	*b*					
Volatile Organic Compounds								
Benzene	ug/L	5	52	U	U	U	U	U
1,2-Dichloroethane	ug/L	5	31	U	U	U	U	U
1,1-Dichloroethene	ug/L	7	5100	U	U	U	U	U
cis-1,2-Dichloroethene	ug/L	70	1000	U	U	U	U	U
trans-1,2-Dichloroethene	ug/L	100	2000	U	U	U	U	U
Ethylbenzene	ug/L	700	10000	U	U	U	U	U
Methylene chloride	ug/L	5	380	0.7	U	U	**9.6 J[a]**	U
Tetrachloroethene	ug/L	5	55	U	U	U	U	U
Trichloroethene	ug/L	5	31	U	U	U	U	U
Vinyl chloride	ug/L	2	4	U	U	U	U	U
Semi-Volatile Organic Compounds								
Indeno(1,2,3-cd)pyrene	mg/L	0.0012	0.0039	--	--	--	--	--
Polychlorinated Biphenyls								
Total PCBs	mg/L	0.0005	0.0014	--	--	--	--	--
Metals								
Arsenic	mg/L	0.01	0.01	--	--	--	--	--
Arsenic (Dissolved)	mg/L	0.01	0.01	--	--	--	--	--
Cadmium	mg/L	0.005	0.051	--	--	--	--	--
Cadmium (Dissolved)	mg/L	0.005	0.051	--	--	--	--	--
Lead	mg/L	0.015	0.042	--	--	--	--	--
Lead (Dissolved)	mg/L	0.015	0.042	--	--	--	--	--

Notes:

See Notes on Table 3.7

TABLE 3.5

GROUNDWATER SAMPLE ANALYTICAL RESULTS – AOI 35
CURRENT CONDITIONS REPORT SUPPLEMENT
FORMER MANUAL TRANSMISSIONS OF MUNCIE
MUNCIE, INDIANA

Sample Location:		*IDEM*	*IDEM*	*MW-30*	*MW-30*	*MW-30*	*MW-30*	*MW-30*
Sample ID:		*RISC*	*RISC*	*MW-30*	*MW-30*	*GW-17330-101002-EH-011*	*GW-072104-MR-012*	*GW-017330-042705-TP-013*
Sample Date:		*RDCL*	*IDCL*	*10/1/2000*	*3/27/2001*	*10/10/2002*	*7/21/2004*	*4/27/2005*
Sample Type:	*Units*	*a*	*b*					
Volatile Organic Compounds								
Benzene	ug/L	5	52	U	U	1.0 U	1.0 U	1.0 U
1,2-Dichloroethane	ug/L	5	31	U	U	1.0 U	1.0 U	1.0 U
1,1-Dichloroethene	ug/L	7	5100	U	U	1.0 U	1.0 U	1.0 U
cis-1,2-Dichloroethene	ug/L	70	1000	U	U	1.0 U	6.7 J	0.52 J
trans-1,2-Dichloroethene	ug/L	100	2000	U	U	1.0 U	2.9 J	0.16 J
Ethylbenzene	ug/L	700	10000	U	U	1.0 U	1.0 U	1.0 U
Methylene chloride	ug/L	5	380	U	U	5.0 U	1.0 U	1.0 U
Tetrachloroethene	ug/L	5	55	U	U	1.0 U	1.0 U	1.0 U
Trichloroethene	ug/L	5	31	U	U	1.0 U	**12 J**[a]	1.6
Vinyl chloride	ug/L	2	4	U	U	0.55 J	0.89 J	1.1
Semi-Volatile Organic Compounds								
Indeno(1,2,3-cd)pyrene	mg/L	0.0012	0.0039	--	--	--	--	--
Polychlorinated Biphenyls								
Total PCBs	mg/L	0.0005	0.0014	--	--	--	--	--
Metals								
Arsenic	mg/L	0.01	0.01	--	--	--	--	--
Arsenic (Dissolved)	mg/L	0.01	0.01	--	--	--	--	--
Cadmium	mg/L	0.005	0.051	--	--	--	--	--
Cadmium (Dissolved)	mg/L	0.005	0.051	--	--	--	--	--
Lead	mg/L	0.015	0.042	--	--	--	--	--
Lead (Dissolved)	mg/L	0.015	0.042	--	--	--	--	--

Notes:

See Notes on Table 3.7

TABLE 3.5

GROUNDWATER SAMPLE ANALYTICAL RESULTS – AOI 35
CURRENT CONDITIONS REPORT SUPPLEMENT
FORMER MANUAL TRANSMISSIONS OF MUNCIE
MUNCIE, INDIANA

Sample Location:		*IDEM*	*IDEM*	*MW-30*	*MW-30*	*MW-30*	*MW-31S*	*MW-31S*
Sample ID:		*RISC*	*RISC*	*GW-017330-051006-NH-019*	*GW-017324-111308-NH-015*	*GW-17324-030310-GL-014*	*MW-31S*	*MW-31S*
Sample Date:		*RDCL*	*IDCL*	*5/10/2006*	*11/13/2008*	*3/3/2010*	*10/1/1998*	*4/1/1999*
Sample Type:	*Units*	*a*	*b*					
Volatile Organic Compounds								
Benzene	ug/L	5	52	1 U	1 U	--	U	U
1,2-Dichloroethane	ug/L	5	31	1 U	1 U	--	U	U
1,1-Dichloroethene	ug/L	7	5100	1 U	1 U	--	U	U
cis-1,2-Dichloroethene	ug/L	70	1000	2.9	1 U	--	11	10
trans-1,2-Dichloroethene	ug/L	100	2000	0.96 J	1 U	--	2.1	1.9
Ethylbenzene	ug/L	700	10000	1 U	1 U	--	U	U
Methylene chloride	ug/L	5	380	1 U	1 U	--	**9.7 J[a]**	U
Tetrachloroethene	ug/L	5	55	1 U	1 U	--	U	U
Trichloroethene	ug/L	5	31	**7.9[a]**	1 U	--	2.9	U
Vinyl chloride	ug/L	2	4	1.2	1.1	--	**24[ab]**	**25[ab]**
Semi-Volatile Organic Compounds								
Indeno(1,2,3-cd)pyrene	mg/L	0.0012	0.0039	0.0002 U	0.0002 U	--	--	--
Polychlorinated Biphenyls								
Total PCBs	mg/L	0.0005	0.0014	--	--	U	--	--
Metals								
Arsenic	mg/L	0.01	0.01	0.01 U	0.01 U	--	--	--
Arsenic (Dissolved)	mg/L	0.01	0.01	0.01 U	0.01 U	--	--	--
Cadmium	mg/L	0.005	0.051	0.005 U	0.005 U	--	--	--
Cadmium (Dissolved)	mg/L	0.005	0.051	0.005 U	0.005 U	--	--	--
Lead	mg/L	0.015	0.042	0.003 U	0.003 U	0.015 U	--	--
Lead (Dissolved)	mg/L	0.015	0.042	0.003 U	0.003 U	0.015 U	--	--

Notes:

See Notes on Table 3.7

TABLE 3.5

GROUNDWATER SAMPLE ANALYTICAL RESULTS – AOI 35
CURRENT CONDITIONS REPORT SUPPLEMENT
FORMER MANUAL TRANSMISSIONS OF MUNCIE
MUNCIE, INDIANA

Sample Location:		*IDEM*	*IDEM*	*MW-31S*	*MW-31S*	*MW-31S*	*MW-31S*	*MW-31S*
Sample ID:		*RISC*	*RISC*	*MW-31S*	*MW-31S*	*GW-17330-101002-EH-017*	*GW-072104-MR-015*	*GW-017330-042805-TP-020*
Sample Date:		*RDCL*	*IDCL*	*10/1/2000*	*3/27/2001*	*10/10/2002*	*7/21/2004*	*4/28/2005*
Sample Type:	*Units*	*a*	*b*					
Volatile Organic Compounds								
Benzene	ug/L	5	52	U	U	1.3 U	1.7 U	2.0 U
1,2-Dichloroethane	ug/L	5	31	U	U	1.3 U	1.7 U	2.0 U
1,1-Dichloroethene	ug/L	7	5100	3.2	U	1.3 U	1.7 U	2.0 U
cis-1,2-Dichloroethene	ug/L	70	1000	12	7.8	5.9	8.8	8.2
trans-1,2-Dichloroethene	ug/L	100	2000	1.9	1.2	0.89 J	0.66 J	2.0 U
Ethylbenzene	ug/L	700	10000	U	U	1.3 U	1.7 U	2.0 U
Methylene chloride	ug/L	5	380	U	U	6.6 U	1.7 U	2.0 U
Tetrachloroethene	ug/L	5	55	U	U	1.3 U	1.7 U	2.0 U
Trichloroethene	ug/L	5	31	U	U	1.3 U	0.83 J	9.1 U
Vinyl chloride	ug/L	2	4	**35[ab]**	**22[ab]**	**20[ab]**	**16[ab]**	**15[ab]**
Semi-Volatile Organic Compounds								
Indeno(1,2,3-cd)pyrene	mg/L	0.0012	0.0039	--	--	--	0.0001 U	0.0001 UJ
Polychlorinated Biphenyls								
Total PCBs	mg/L	0.0005	0.0014	--	--	--	--	--
Metals								
Arsenic	mg/L	0.01	0.01	--	--	--	0.0076 J	0.0030 J
Arsenic (Dissolved)	mg/L	0.01	0.01	--	--	--	--	--
Cadmium	mg/L	0.005	0.051	--	--	--	0.00096 J	0.00038 J
Cadmium (Dissolved)	mg/L	0.005	0.051	--	--	--	--	--
Lead	mg/L	0.015	0.042	--	--	--	0.0030 U	0.0030 U
Lead (Dissolved)	mg/L	0.015	0.042	--	--	--	--	--

Notes:

See Notes on Table 3.7

TABLE 3.5

GROUNDWATER SAMPLE ANALYTICAL RESULTS – AOI 35
CURRENT CONDITIONS REPORT SUPPLEMENT
FORMER MANUAL TRANSMISSIONS OF MUNCIE
MUNCIE, INDIANA

Sample Location:		*IDEM*	*IDEM*	*MW-31S*	*MW-31S*	*MW-31S*	*MW-31S*	*MW-31S*
Sample ID:		*RISC*	*RISC*	*GW-017330-101905-TP-011*	*GW-017330-051006-PK-018*	*GW-017324-010609-JP-002*	*GW-17324-030210-GL-006*	*GW-17324-030210-GL-007*
Sample Date:		*RDCL*	*IDCL*	*10/19/2005*	*5/10/2006*	*1/6/2009*	*3/2/2010*	*3/2/2010*
Sample Type:	*Units*	*a*	*b*					*Duplicate*
Volatile Organic Compounds								
Benzene	ug/L	5	52	0.36 J	0.23 J	1 U	--	--
1,2-Dichloroethane	ug/L	5	31	1.0 U	1 U	1 U	--	--
1,1-Dichloroethene	ug/L	7	5100	0.27 J	1 U	1 U	--	--
cis-1,2-Dichloroethene	ug/L	70	1000	28	26	7.1	--	--
trans-1,2-Dichloroethene	ug/L	100	2000	3.2	1 U	0.21 J	--	--
Ethylbenzene	ug/L	700	10000	1.0 U	1 U	1 U	--	--
Methylene chloride	ug/L	5	380	1.0 UJ	1 U	1 U	--	--
Tetrachloroethene	ug/L	5	55	1.0 U	1 U	1 U	--	--
Trichloroethene	ug/L	5	31	4.3	1 U	1 U	--	--
Vinyl chloride	ug/L	2	4	**19**[ab]	**7**[ab]	**4.9**[ab]	--	--
Semi-Volatile Organic Compounds								
Indeno(1,2,3-cd)pyrene	mg/L	0.0012	0.0039	0.0001 U	0.0002 U	0.0002 U	--	--
Polychlorinated Biphenyls								
Total PCBs	mg/L	0.0005	0.0014	--	--	--	U	U
Metals								
Arsenic	mg/L	0.01	0.01	0.010 U	0.01 U	0.01 U	--	--
Arsenic (Dissolved)	mg/L	0.01	0.01	--	0.01 U	0.01 U	--	--
Cadmium	mg/L	0.005	0.051	0.0050 U	0.005 U	0.005 U	--	--
Cadmium (Dissolved)	mg/L	0.005	0.051	--	0.005 U	0.005 U	--	--
Lead	mg/L	0.015	0.042	0.0030 U	0.003 U	**0.0277**[a]	0.015 U	0.015 U
Lead (Dissolved)	mg/L	0.015	0.042	--	0.003 U	0.003 U	0.015 U	0.015 U

Notes:

See Notes on Table 3.7

TABLE 3.5

GROUNDWATER SAMPLE ANALYTICAL RESULTS – AOI 35
CURRENT CONDITIONS REPORT SUPPLEMENT
FORMER MANUAL TRANSMISSIONS OF MUNCIE
MUNCIE, INDIANA

Sample Location:		*IDEM*	*IDEM*	*MW-32S*	*MW-32S*	*MW-32S*	*MW-32S*	*MW-32S*
Sample ID:		*RISC*	*RISC*	*MW-32S*	*MW-32S*	*MW-32S*	*MW-32S*	*GW-17330-102402-JM-01*
Sample Date:		*RDCL*	*IDCL*	*4/1/1999*	*10/1/1999*	*10/1/2000*	*3/27/2001*	*10/24/2002*
Sample Type:	*Units*	*a*	*b*					
Volatile Organic Compounds								
Benzene	ug/L	5	52	U	U	U	U	33 U
1,2-Dichloroethane	ug/L	5	31	U	U	U	U	33 U
1,1-Dichloroethene	ug/L	7	5100	U	U	U	U	33 U
cis-1,2-Dichloroethene	ug/L	70	1000	28	37	36	45	33
trans-1,2-Dichloroethene	ug/L	100	2000	18	23	33	31	29 J
Ethylbenzene	ug/L	700	10000	U	U	U	U	33 U
Methylene chloride	ug/L	5	380	U	**150 J[a]**	U	U	170 UJ
Tetrachloroethene	ug/L	5	55	U	U	U	**37[a]**	33 U
Trichloroethene	ug/L	5	31	**1400[ab]**	**1600[ab]**	**1800[ab]**	**1300[ab]**	**760[ab]**
Vinyl chloride	ug/L	2	4	U	U	U	U	33 U
Semi-Volatile Organic Compounds								
Indeno(1,2,3-cd)pyrene	mg/L	0.0012	0.0039	--	--	--	--	--
Polychlorinated Biphenyls								
Total PCBs	mg/L	0.0005	0.0014	--	--	--	--	--
Metals								
Arsenic	mg/L	0.01	0.01	--	--	--	--	--
Arsenic (Dissolved)	mg/L	0.01	0.01	--	--	--	--	--
Cadmium	mg/L	0.005	0.051	--	--	--	--	--
Cadmium (Dissolved)	mg/L	0.005	0.051	--	--	--	--	--
Lead	mg/L	0.015	0.042	--	--	--	--	--
Lead (Dissolved)	mg/L	0.015	0.042	--	--	--	--	--

Notes:

See Notes on Table 3.7

TABLE 3.5

GROUNDWATER SAMPLE ANALYTICAL RESULTS – AOI 35
CURRENT CONDITIONS REPORT SUPPLEMENT
FORMER MANUAL TRANSMISSIONS OF MUNCIE
MUNCIE, INDIANA

Sample Location:		*IDEM*	*IDEM*	*MW-32S*	*MW-32S*	*MW-32S*	*MW-32S*	*MW-32S*
Sample ID:		*RISC*	*RISC*	*GW-17330-102402-JM-02*	*GW-072104-MR-020*	*GW-017330-042805-TP-021*	*GW-017330-101905-TP-013*	*GW-017330-051006-PK-020*
Sample Date:		*RDCL*	*IDCL*	*10/24/2002*	*7/21/2004*	*4/28/2005*	*10/19/2005*	*5/10/2006*
Sample Type:	*Units*	*a*	*b*	*Duplicate*				
Volatile Organic Compounds								
Benzene	ug/L	5	52	33 U	14 U	20 U	10 U	8.3 U
1,2-Dichloroethane	ug/L	5	31	33 U	14 U	20 U	10 U	8.3 U
1,1-Dichloroethene	ug/L	7	5100	33 U	14 U	20 U	10 U	8.3 U
cis-1,2-Dichloroethene	ug/L	70	1000	33	21	23	26	19
trans-1,2-Dichloroethene	ug/L	100	2000	27 J	16	12 J	12	8.4
Ethylbenzene	ug/L	700	10000	33 U	14 U	20 U	10 U	8.3 U
Methylene chloride	ug/L	5	380	170 UJ	14 U	20 U	10 UJ	8.3 U
Tetrachloroethene	ug/L	5	55	33 U	14 U	20 U	10 U	8.3 U
Trichloroethene	ug/L	5	31	**860[ab]**	**550 J[ab]**	**450[ab]**	**520[ab]**	**610[ab]**
Vinyl chloride	ug/L	2	4	33 U	14 U	20 U	10 U	8.3 U
Semi-Volatile Organic Compounds								
Indeno(1,2,3-cd)pyrene	mg/L	0.0012	0.0039	--	--	--	--	0.0002 U
Polychlorinated Biphenyls								
Total PCBs	mg/L	0.0005	0.0014	--	--	--	--	--
Metals								
Arsenic	mg/L	0.01	0.01	--	--	--	--	0.01 U
Arsenic (Dissolved)	mg/L	0.01	0.01	--	--	--	--	0.01 U
Cadmium	mg/L	0.005	0.051	--	--	--	--	0.0012 J
Cadmium (Dissolved)	mg/L	0.005	0.051	--	--	--	--	0.0013 J
Lead	mg/L	0.015	0.042	--	--	--	--	0.0019 J
Lead (Dissolved)	mg/L	0.015	0.042	--	--	--	--	0.003 U

Notes:

See Notes on Table 3.7

TABLE 3.5

GROUNDWATER SAMPLE ANALYTICAL RESULTS – AOI 35
CURRENT CONDITIONS REPORT SUPPLEMENT
FORMER MANUAL TRANSMISSIONS OF MUNCIE
MUNCIE, INDIANA

Sample Location:		*IDEM*	*IDEM*	*MW-32S*	*MW-33*	*MW-33*	*MW-33*	*MW-33*
Sample ID:		*RISC*	*RISC*	*GW-017324-111408-NH-020*	*MW-33*	*MW-33*	*MW-33*	*MW-33*
Sample Date:		*RDCL*	*IDCL*	*11/14/2008*	*10/1/1998*	*4/1/1999*	*10/1/2000*	*3/27/2001*
Sample Type:	*Units*	*a*	*b*					
Volatile Organic Compounds								
Benzene	ug/L	5	52	25 U	U	U	U	U
1,2-Dichloroethane	ug/L	5	31	25 U	U	U	U	U
1,1-Dichloroethene	ug/L	7	5100	25 U	U	U	U	U
cis-1,2-Dichloroethene	ug/L	70	1000	36	12	14	12	U
trans-1,2-Dichloroethene	ug/L	100	2000	25 U	15	26	15	12
Ethylbenzene	ug/L	700	10000	25 U	U	U	U	U
Methylene chloride	ug/L	5	380	25 U	**64 J[a]**	U	U	U
Tetrachloroethene	ug/L	5	55	25 U	U	U	U	**20[a]**
Trichloroethene	ug/L	5	31	**840[ab]**	**870[ab]**	**930[ab]**	**1200[ab]**	**810[ab]**
Vinyl chloride	ug/L	2	4	25 U	U	U	U	U
Semi-Volatile Organic Compounds								
Indeno(1,2,3-cd)pyrene	mg/L	0.0012	0.0039	0.0002 U	--	--	--	--
Polychlorinated Biphenyls								
Total PCBs	mg/L	0.0005	0.0014	--	--	--	--	--
Metals								
Arsenic	mg/L	0.01	0.01	0.01 U	--	--	--	--
Arsenic (Dissolved)	mg/L	0.01	0.01	0.01 U	--	--	--	--
Cadmium	mg/L	0.005	0.051	0.005 U	--	--	--	--
Cadmium (Dissolved)	mg/L	0.005	0.051	0.005 U	--	--	--	--
Lead	mg/L	0.015	0.042	0.003 U	--	--	--	--
Lead (Dissolved)	mg/L	0.015	0.042	0.003 U	--	--	--	--

Notes:

See Notes on Table 3.7

TABLE 3.5

GROUNDWATER SAMPLE ANALYTICAL RESULTS – AOI 35
CURRENT CONDITIONS REPORT SUPPLEMENT
FORMER MANUAL TRANSMISSIONS OF MUNCIE
MUNCIE, INDIANA

Sample Location:		*IDEM*	*IDEM*	*MW-33*	*MW-33*	*MW-33*	*MW-33*	*MW-33*
Sample ID:		*RISC*	*RISC*	*GW-17330-101002-EH-012*	*GW-072104-MR-014*	*GW-017330-042705-TP-014*	*GW-017330-051006-NH-021*	*GW-017330-051006-NH-022*
Sample Date:		*RDCL*	*IDCL*	*10/10/2002*	*7/21/2004*	*4/27/2005*	*5/10/2006*	*5/10/2006*
Sample Type:	*Units*	*a*	*b*					*Duplicate*
Volatile Organic Compounds								
Benzene	ug/L	5	52	20 U	12 U	12 U	4 U	4 U
1,2-Dichloroethane	ug/L	5	31	20 U	12 U	12 U	4 U	4 U
1,1-Dichloroethene	ug/L	7	5100	20 U	12 U	12 U	4 U	4 U
cis-1,2-Dichloroethene	ug/L	70	1000	9.4 J	7.4 J	9.3 J	8.3	7.9
trans-1,2-Dichloroethene	ug/L	100	2000	7.7 J	3.9 J	5.3 J	2.1 J	1.6 J
Ethylbenzene	ug/L	700	10000	20 U	12 U	12 U	4 U	4 U
Methylene chloride	ug/L	5	380	100 U	12 U	12 U	4 U	4 U
Tetrachloroethene	ug/L	5	55	20 U	12 U	12 U	4 U	4 U
Trichloroethene	ug/L	5	31	**580[ab]**	**310 J[ab]**	**340[ab]**	**390[ab]**	**380[ab]**
Vinyl chloride	ug/L	2	4	20 U	12 U	12 U	4 U	4 U
Semi-Volatile Organic Compounds								
Indeno(1,2,3-cd)pyrene	mg/L	0.0012	0.0039	--	0.0001 U	0.0001 UJ	0.0002 U	0.0002 U
Polychlorinated Biphenyls								
Total PCBs	mg/L	0.0005	0.0014	--	--	--	--	--
Metals								
Arsenic	mg/L	0.01	0.01	--	0.010 U	0.010 U	0.01 U	0.01 U
Arsenic (Dissolved)	mg/L	0.01	0.01	--	--	--	0.01 U	0.01 U
Cadmium	mg/L	0.005	0.051	--	0.00057 J	0.0050 U	0.0014 J	0.0015 J
Cadmium (Dissolved)	mg/L	0.005	0.051	--	--	--	0.0015 J	0.0017 J
Lead	mg/L	0.015	0.042	--	0.0030 U	0.0030 U	0.003 U	0.002 J
Lead (Dissolved)	mg/L	0.015	0.042	--	--	--	0.003 U	0.0026 J

Notes:

See Notes on Table 3.7

TABLE 3.5

GROUNDWATER SAMPLE ANALYTICAL RESULTS – AOI 35
CURRENT CONDITIONS REPORT SUPPLEMENT
FORMER MANUAL TRANSMISSIONS OF MUNCIE
MUNCIE, INDIANA

Sample Location:		*IDEM*	*IDEM*	*MW-33*	*MW-34*	*MW-34*	*MW-34*	*MW-34*
Sample ID:		*RISC*	*RISC*	*GW-017324-111308-NH-016*	*MW-34*	*MW-34*	*MW-34*	*MW-34*
Sample Date:		*RDCL*	*IDCL*	*11/13/2008*	*7/27/1999*	*8/5/1999*	*8/5/1999*	*9/14/1999*
Sample Type:	*Units*	*a*	*b*				*Duplicate*	
Volatile Organic Compounds								
Benzene	ug/L	5	52	17 U	U	1 U	1 U	1 U
1,2-Dichloroethane	ug/L	5	31	17 U	U	1 U	1 U	1 U
1,1-Dichloroethene	ug/L	7	5100	17 U	U	1 U	1 U	1 U
cis-1,2-Dichloroethene	ug/L	70	1000	17 U	U	1 U	1 U	1 U
trans-1,2-Dichloroethene	ug/L	100	2000	17 U	U	1 U	1 U	1 U
Ethylbenzene	ug/L	700	10000	17 U	U	1 U	1 U	1 U
Methylene chloride	ug/L	5	380	17 U	U	1 U	1 U	1 U
Tetrachloroethene	ug/L	5	55	17 U	U	**31**[a]	**34**[a]	**22**[a]
Trichloroethene	ug/L	5	31	**530**[ab]	0.065	1 U	1 U	1 U
Vinyl chloride	ug/L	2	4	17 U	U	1 U	1 U	1 U
Semi-Volatile Organic Compounds								
Indeno(1,2,3-cd)pyrene	mg/L	0.0012	0.0039	0.0002 U	--	--	--	--
Polychlorinated Biphenyls								
Total PCBs	mg/L	0.0005	0.0014	--	--	--	--	--
Metals								
Arsenic	mg/L	0.01	0.01	0.01 U	--	--	--	--
Arsenic (Dissolved)	mg/L	0.01	0.01	0.01 U	--	--	--	--
Cadmium	mg/L	0.005	0.051	0.005 U	--	--	--	--
Cadmium (Dissolved)	mg/L	0.005	0.051	0.005 U	--	--	--	--
Lead	mg/L	0.015	0.042	0.003 U	--	--	--	--
Lead (Dissolved)	mg/L	0.015	0.042	0.003 U	--	--	--	--

Notes:

See Notes on Table 3.7

TABLE 3.5

GROUNDWATER SAMPLE ANALYTICAL RESULTS – AOI 35
CURRENT CONDITIONS REPORT SUPPLEMENT
FORMER MANUAL TRANSMISSIONS OF MUNCIE
MUNCIE, INDIANA

Sample Location:		*IDEM*	*IDEM*	*MW-34*	*MW-34*	*MW-34*	*MW-34*	*MW-34*
Sample ID:		*RISC*	*RISC*	*MW-34*	*MW-34*	*GW-17330-101002-EH-026*	*GW-072204-MR-024*	*GW-072204-MR-026*
Sample Date:		*RDCL*	*IDCL*	*10/1/2000*	*3/27/2001*	*10/10/2002*	*7/22/2004*	*7/22/2004*
Sample Type:	*Units*	*a*	*b*					*Duplicate*
Volatile Organic Compounds								
Benzene	ug/L	5	52	U	U	1.0 U	1.0 U	1.2 U
1,2-Dichloroethane	ug/L	5	31	U	U	1.0 U	1.0 U	1.2 U
1,1-Dichloroethene	ug/L	7	5100	U	U	1.0 U	1.0 U	1.2 U
cis-1,2-Dichloroethene	ug/L	70	1000	U	U	0.47 J	1.6	1.5
trans-1,2-Dichloroethene	ug/L	100	2000	U	U	1.0 U	0.31 J	0.22 J
Ethylbenzene	ug/L	700	10000	U	U	1.0 U	1.0 U	1.2 U
Methylene chloride	ug/L	5	380	U	U	5.0 U	1.0 U	1.2 U
Tetrachloroethene	ug/L	5	55	**21**[a]	**10**[a]	**18**[a]	**40**[a]	**35**[a]
Trichloroethene	ug/L	5	31	U	U	1.0 U	4.4	3.9
Vinyl chloride	ug/L	2	4	U	U	1.0 U	1.0 U	1.2 U
Semi-Volatile Organic Compounds								
Indeno(1,2,3-cd)pyrene	mg/L	0.0012	0.0039	--	--	--	--	--
Polychlorinated Biphenyls								
Total PCBs	mg/L	0.0005	0.0014	--	--	--	--	--
Metals								
Arsenic	mg/L	0.01	0.01	--	--	--	--	--
Arsenic (Dissolved)	mg/L	0.01	0.01	--	--	--	--	--
Cadmium	mg/L	0.005	0.051	--	--	--	--	--
Cadmium (Dissolved)	mg/L	0.005	0.051	--	--	--	--	--
Lead	mg/L	0.015	0.042	--	--	--	--	--
Lead (Dissolved)	mg/L	0.015	0.042	--	--	--	--	--

Notes:

See Notes on Table 3.7

TABLE 3.5

GROUNDWATER SAMPLE ANALYTICAL RESULTS – AOI 35
CURRENT CONDITIONS REPORT SUPPLEMENT
FORMER MANUAL TRANSMISSIONS OF MUNCIE
MUNCIE, INDIANA

Sample Location:		*IDEM*	*IDEM*	*MW-34*	*MW-34*	*MW-34*	*MW-34*	*MW-35*
Sample ID:		*RISC*	*RISC*	*GW-017330-042905-TP-034*	*GW-017330-101905-MM-019*	*GW-017330-051106-PK-032*	*GW-017324-111308-NH-017*	*MW-35*
Sample Date:		*RDCL*	*IDCL*	*4/29/2005*	*10/19/2005*	*5/11/2006*	*11/13/2008*	*7/27/1999*
Sample Type:	*Units*	*a*	*b*					
Volatile Organic Compounds								
Benzene	ug/L	5	52	8.0 U	2.0 U	5 U	3.3 U	U
1,2-Dichloroethane	ug/L	5	31	8.0 U	2.0 U	5 U	3.3 U	U
1,1-Dichloroethene	ug/L	7	5100	8.0 U	2.0 U	5 U	3.3 U	U
cis-1,2-Dichloroethene	ug/L	70	1000	8.0 U	2.0 U	1.1 J	3.3 U	U
trans-1,2-Dichloroethene	ug/L	100	2000	8.0 U	2.0 U	5 U	3.3 U	U
Ethylbenzene	ug/L	700	10000	8.0 U	2.0 U	5 U	3.3 U	U
Methylene chloride	ug/L	5	380	8.0 U	2.0 UJ	5 UJ	3.3 U	U
Tetrachloroethene	ug/L	5	55	**220**[ab]	**110**[ab]	**120**[ab]	**130**[ab]	U
Trichloroethene	ug/L	5	31	**5.4 J**[a]	3.4	3.3 J	33 U	0.027
Vinyl chloride	ug/L	2	4	8.0 U	2.0 U	5 U	33 U	U
Semi-Volatile Organic Compounds								
Indeno(1,2,3-cd)pyrene	mg/L	0.0012	0.0039	--	--	0.0002 U	0.0002 U	--
Polychlorinated Biphenyls								
Total PCBs	mg/L	0.0005	0.0014	--	--	--	--	--
Metals								
Arsenic	mg/L	0.01	0.01	--	--	0.01 U	0.01 U	--
Arsenic (Dissolved)	mg/L	0.01	0.01	--	--	0.01 U	0.01 U	--
Cadmium	mg/L	0.005	0.051	--	--	0.005 U	0.005 U	--
Cadmium (Dissolved)	mg/L	0.005	0.051	--	--	0.005 U	0.005 U	--
Lead	mg/L	0.015	0.042	--	--	0.0023 J	0.003 U	--
Lead (Dissolved)	mg/L	0.015	0.042	--	--	0.003 U	0.003 U	--

Notes:

See Notes on Table 3.7

TABLE 3.5

GROUNDWATER SAMPLE ANALYTICAL RESULTS – AOI 35
CURRENT CONDITIONS REPORT SUPPLEMENT
FORMER MANUAL TRANSMISSIONS OF MUNCIE
MUNCIE, INDIANA

Sample Location:		*IDEM*	*IDEM*	*MW-35(Dup)*	*MW-35*	*MW-35*	*MW-35*	*MW-35*
Sample ID:		*RISC*	*RISC*	*MW-35(Dup)*	*MW-35*	*MW-35*	*MW-35*	*MW-35*
Sample Date:		*RDCL*	*IDCL*	*7/27/1999*	*8/5/1999*	*9/14/1999*	*10/1/2000*	*3/27/2001*
Sample Type:	*Units*	*a*	*b*	*Duplicate*				
Volatile Organic Compounds								
Benzene	ug/L	5	52	U	1 U	1 U	U	U
1,2-Dichloroethane	ug/L	5	31	U	1 U	1 U	U	U
1,1-Dichloroethene	ug/L	7	5100	U	1 U	1 U	U	U
cis-1,2-Dichloroethene	ug/L	70	1000	U	1 U	1 U	U	U
trans-1,2-Dichloroethene	ug/L	100	2000	U	1 U	1 U	U	U
Ethylbenzene	ug/L	700	10000	U	1 U	1 U	U	U
Methylene chloride	ug/L	5	380	U	1 U	1 U	U	U
Tetrachloroethene	ug/L	5	55	U	1 U	1 U	U	U
Trichloroethene	ug/L	5	31	0.035	1 U	1 U	U	U
Vinyl chloride	ug/L	2	4	U	1 U	1 U	U	U
Semi-Volatile Organic Compounds								
Indeno(1,2,3-cd)pyrene	mg/L	0.0012	0.0039	--	--	--	--	--
Polychlorinated Biphenyls								
Total PCBs	mg/L	0.0005	0.0014	--	--	--	--	--
Metals								
Arsenic	mg/L	0.01	0.01	--	--	--	--	--
Arsenic (Dissolved)	mg/L	0.01	0.01	--	--	--	--	--
Cadmium	mg/L	0.005	0.051	--	--	--	--	--
Cadmium (Dissolved)	mg/L	0.005	0.051	--	--	--	--	--
Lead	mg/L	0.015	0.042	--	--	--	--	--
Lead (Dissolved)	mg/L	0.015	0.042	--	--	--	--	--

Notes:

See Notes on Table 3.7

TABLE 3.5

GROUNDWATER SAMPLE ANALYTICAL RESULTS – AOI 35
CURRENT CONDITIONS REPORT SUPPLEMENT
FORMER MANUAL TRANSMISSIONS OF MUNCIE
MUNCIE, INDIANA

Sample Location:		*IDEM*	*IDEM*	*MW-35*	*MW-35*	*MW-35*	*MW-35*	*MW-35*
Sample ID:		*RISC*	*RISC*	*GW-17330-101002-EH-034*	*GW-072204-MR-028*	*GW-017330-042905-TP-033*	*GW-017330-101905-TP-020*	*GW-017330-051106-PK-030*
Sample Date:		*RDCL*	*IDCL*	*10/10/2002*	*7/22/2004*	*4/29/2005*	*10/19/2005*	*5/11/2006*
Sample Type:	*Units*	*a*	*b*					
Volatile Organic Compounds								
Benzene	ug/L	5	52	1.0 U	1.0 U	4.0 U	4.0 U	1 U
1,2-Dichloroethane	ug/L	5	31	1.0 U	1.0 U	4.0 U	4.0 U	1 U
1,1-Dichloroethene	ug/L	7	5100	1.0 U	1.0 U	4.0 U	4.0 U	1 U
cis-1,2-Dichloroethene	ug/L	70	1000	1.0 U	1.0 U	1.7 J	12	1 U
trans-1,2-Dichloroethene	ug/L	100	2000	1.0 U	0.16 J	0.67 J	1.1 J	1 U
Ethylbenzene	ug/L	700	10000	1.0 U	1.0 U	4.0 U	4.0 U	1 U
Methylene chloride	ug/L	5	380	5.0 U	1.0 U	4.0 U	4.0 UJ	1 UJ
Tetrachloroethene	ug/L	5	55	1.0 U	4.2	**130**[ab]	**240**[ab]	1 U
Trichloroethene	ug/L	5	31	1.0 U	2.3	**6.9**[a]	**22**[a]	1.9
Vinyl chloride	ug/L	2	4	1.0 U	1.0 U	4.0 U	4.0 U	1 U
Semi-Volatile Organic Compounds								
Indeno(1,2,3-cd)pyrene	mg/L	0.0012	0.0039	--	--	--	--	0.0002 U
Polychlorinated Biphenyls								
Total PCBs	mg/L	0.0005	0.0014	--	--	--	--	--
Metals								
Arsenic	mg/L	0.01	0.01	--	--	--	--	0.01 U
Arsenic (Dissolved)	mg/L	0.01	0.01	--	--	--	--	0.01 U
Cadmium	mg/L	0.005	0.051	--	--	--	--	0.005 U
Cadmium (Dissolved)	mg/L	0.005	0.051	--	--	--	--	0.005 U
Lead	mg/L	0.015	0.042	--	--	--	--	0.003 U
Lead (Dissolved)	mg/L	0.015	0.042	--	--	--	--	0.003 U

Notes:

See Notes on Table 3.7

TABLE 3.5

GROUNDWATER SAMPLE ANALYTICAL RESULTS – AOI 35
CURRENT CONDITIONS REPORT SUPPLEMENT
FORMER MANUAL TRANSMISSIONS OF MUNCIE
MUNCIE, INDIANA

Sample Location:		*IDEM*	*IDEM*	*MW-35*	*MW-36*	*MW-36*	*MW-36*	*MW-36*
Sample ID:		*RISC*	*RISC*	*GW-017324-111308-NH-018*	*MW-36*	*MW-36*	*MW-36*	*MW-36*
Sample Date:		*RDCL*	*IDCL*	*11/13/2008*	*7/27/1999*	*8/5/1999*	*9/14/1999*	*9/14/1999*
Sample Type:	*Units*	*a*	*b*					*Duplicate*
Volatile Organic Compounds								
Benzene	ug/L	5	52	1 U	U	1 U	1 U	1 U
1,2-Dichloroethane	ug/L	5	31	1 U	U	1 U	1 U	1 U
1,1-Dichloroethene	ug/L	7	5100	1 U	U	1 U	1 U	1 U
cis-1,2-Dichloroethene	ug/L	70	1000	1 U	U	1 U	1 U	1 U
trans-1,2-Dichloroethene	ug/L	100	2000	1 U	U	1 U	1 U	1 U
Ethylbenzene	ug/L	700	10000	1 U	U	1 U	1 U	1 U
Methylene chloride	ug/L	5	380	1 U	U	1 U	1 U	1 U
Tetrachloroethene	ug/L	5	55	1 U	U	1 U	1 U	1 U
Trichloroethene	ug/L	5	31	1 U	U	1 U	1 U	1 U
Vinyl chloride	ug/L	2	4	1 U	U	1 U	1 U	1 U
Semi-Volatile Organic Compounds								
Indeno(1,2,3-cd)pyrene	mg/L	0.0012	0.0039	0.0002 U	--	--	--	--
Polychlorinated Biphenyls								
Total PCBs	mg/L	0.0005	0.0014	--	--	--	--	--
Metals								
Arsenic	mg/L	0.01	0.01	0.01 U	--	--	--	--
Arsenic (Dissolved)	mg/L	0.01	0.01	0.01 U	--	--	--	--
Cadmium	mg/L	0.005	0.051	0.005 U	--	--	--	--
Cadmium (Dissolved)	mg/L	0.005	0.051	0.005 U	--	--	--	--
Lead	mg/L	0.015	0.042	0.003 U	--	--	--	--
Lead (Dissolved)	mg/L	0.015	0.042	0.003 U	--	--	--	--

Notes:

See Notes on Table 3.7

TABLE 3.5

GROUNDWATER SAMPLE ANALYTICAL RESULTS – AOI 35
CURRENT CONDITIONS REPORT SUPPLEMENT
FORMER MANUAL TRANSMISSIONS OF MUNCIE
MUNCIE, INDIANA

Sample Location:		*IDEM*	*IDEM*	*MW-36*	*MW-36*	*MW-36*	*MW-36*	*MW-36*
Sample ID:		*RISC*	*RISC*	*MW-36*	*MW-36*	*GW-17330-101002-EH-033*	*GW-072304-MR-030*	*GW-017330-042905-TP-029*
Sample Date:		*RDCL*	*IDCL*	*10/1/2000*	*3/28/2001*	*10/10/2002*	*7/23/2004*	*4/29/2005*
Sample Type:	*Units*	*a*	*b*					
Volatile Organic Compounds								
Benzene	ug/L	5	52	U	U	1.0 U	1.0 U	1.0 U
1,2-Dichloroethane	ug/L	5	31	U	U	1.0 U	1.0 U	1.0 U
1,1-Dichloroethene	ug/L	7	5100	U	U	1.0 U	1.0 U	1.0 U
cis-1,2-Dichloroethene	ug/L	70	1000	U	U	1.0 U	0.27 J	0.39 J
trans-1,2-Dichloroethene	ug/L	100	2000	U	U	1.0 U	1.0 U	0.30 J
Ethylbenzene	ug/L	700	10000	U	U	1.0 U	1.0 U	1.0 U
Methylene chloride	ug/L	5	380	U	U	5.0 U	1.0 U	1.0 U
Tetrachloroethene	ug/L	5	55	U	U	1.0 U	0.98 J	1.0 U
Trichloroethene	ug/L	5	31	U	U	1.0 U	2.0	**5.2**[a]
Vinyl chloride	ug/L	2	4	U	U	1.0 U	1.0 U	1.0 U
Semi-Volatile Organic Compounds								
Indeno(1,2,3-cd)pyrene	mg/L	0.0012	0.0039	--	--	--	--	--
Polychlorinated Biphenyls								
Total PCBs	mg/L	0.0005	0.0014	--	--	--	--	--
Metals								
Arsenic	mg/L	0.01	0.01	--	--	--	--	--
Arsenic (Dissolved)	mg/L	0.01	0.01	--	--	--	--	--
Cadmium	mg/L	0.005	0.051	--	--	--	--	--
Cadmium (Dissolved)	mg/L	0.005	0.051	--	--	--	--	--
Lead	mg/L	0.015	0.042	--	--	--	--	--
Lead (Dissolved)	mg/L	0.015	0.042	--	--	--	--	--

Notes:

See Notes on Table 3.7

TABLE 3.5

GROUNDWATER SAMPLE ANALYTICAL RESULTS – AOI 35
CURRENT CONDITIONS REPORT SUPPLEMENT
FORMER MANUAL TRANSMISSIONS OF MUNCIE
MUNCIE, INDIANA

Sample Location:		*IDEM*	*IDEM*	*MW-36*	*MW-36*	*MW-36*	*MW-36*	*MW-37*
Sample ID:		*RISC*	*RISC*	*GW-017330-042905-TP-030*	*GW-017330-102005-MM-021*	*GW-017330-051106-NH-027*	*GW-017324-111308-NH-019*	*MW-37*
Sample Date:		*RDCL*	*IDCL*	*4/29/2005*	*10/20/2005*	*5/11/2006*	*11/13/2008*	*8/5/1999*
Sample Type:	*Units*	*a*	*b*	*Duplicate*				
Volatile Organic Compounds								
Benzene	ug/L	5	52	1.0 U	1.0 U	1 U	1 U	100 U
1,2-Dichloroethane	ug/L	5	31	1.0 U	1.0 U	1 U	1 U	100 U
1,1-Dichloroethene	ug/L	7	5100	1.0 U	1.0 U	1 U	1 U	100 U
cis-1,2-Dichloroethene	ug/L	70	1000	0.43 J	1.0 U	1 U	1 U	**340**[a]
trans-1,2-Dichloroethene	ug/L	100	2000	0.33 J	1.0 U	1 U	1 U	100 U
Ethylbenzene	ug/L	700	10000	1.0 U	1.0 U	1 U	1 U	100 U
Methylene chloride	ug/L	5	380	1.0 U	1.0 UJ	1 UJ	1 U	100 U
Tetrachloroethene	ug/L	5	55	1.0 U	3.8	1 U	1 U	**10000**[ab]
Trichloroethene	ug/L	5	31	**5.4**[a]	0.34 J	2.2 U	1 U	100 U
Vinyl chloride	ug/L	2	4	1.0 U	1.0 U	1 U	1 U	100 U
Semi-Volatile Organic Compounds								
Indeno(1,2,3-cd)pyrene	mg/L	0.0012	0.0039	--	--	0.0002 U	0.0002 U	--
Polychlorinated Biphenyls								
Total PCBs	mg/L	0.0005	0.0014	--	--	--	--	--
Metals								
Arsenic	mg/L	0.01	0.01	--	--	0.01 U	0.01 U	--
Arsenic (Dissolved)	mg/L	0.01	0.01	--	--	0.01 U	0.01 U	--
Cadmium	mg/L	0.005	0.051	--	--	0.005 U	0.005 U	--
Cadmium (Dissolved)	mg/L	0.005	0.051	--	--	0.005 U	0.005 U	--
Lead	mg/L	0.015	0.042	--	--	0.003 U	0.003 U	--
Lead (Dissolved)	mg/L	0.015	0.042	--	--	0.003 U	0.003 U	--

Notes:

See Notes on Table 3.7

TABLE 3.5

GROUNDWATER SAMPLE ANALYTICAL RESULTS – AOI 35
CURRENT CONDITIONS REPORT SUPPLEMENT
FORMER MANUAL TRANSMISSIONS OF MUNCIE
MUNCIE, INDIANA

Sample Location:		*IDEM*	*IDEM*	*MW-37*	*MW-37*	*MW-37*	*MW-37*	*MW-37*
Sample ID:		*RISC*	*RISC*	*MW-37*	*MW-37*	*MW-37*	*MW-37*	*GW-17330-101002-EH-024*
Sample Date:		*RDCL*	*IDCL*	*9/14/1999*	*10/1/2000*	*3/27/2001*	*6/1/2001*	*10/10/2002*
Sample Type:	*Units*	*a*	*b*					
Volatile Organic Compounds								
Benzene	ug/L	5	52	100 U	U	U	U	200 U
1,2-Dichloroethane	ug/L	5	31	100 U	U	U	U	200 U
1,1-Dichloroethene	ug/L	7	5100	100 U	U	U	U	200 U
cis-1,2-Dichloroethene	ug/L	70	1000	**120**[a]	**700**[a]	**3400**[ab]	**480**[a]	**200**[a]
trans-1,2-Dichloroethene	ug/L	100	2000	100 U	U	U	U	200 U
Ethylbenzene	ug/L	700	10000	100 U	U	U	U	200 U
Methylene chloride	ug/L	5	380	100 U	U	U	U	1000 U
Tetrachloroethene	ug/L	5	55	**5700**[ab]	**12000**[ab]	**90000**[ab]	**7400**[ab]	**6000**[ab]
Trichloroethene	ug/L	5	31	100 U	**120**[ab]	U	**78**[ab]	200 U
Vinyl chloride	ug/L	2	4	100 U	U	U	U	200 U
Semi-Volatile Organic Compounds								
Indeno(1,2,3-cd)pyrene	mg/L	0.0012	0.0039	--	--	--	--	--
Polychlorinated Biphenyls								
Total PCBs	mg/L	0.0005	0.0014	--	--	--	--	--
Metals								
Arsenic	mg/L	0.01	0.01	--	--	--	--	--
Arsenic (Dissolved)	mg/L	0.01	0.01	--	--	--	--	--
Cadmium	mg/L	0.005	0.051	--	--	--	--	--
Cadmium (Dissolved)	mg/L	0.005	0.051	--	--	--	--	--
Lead	mg/L	0.015	0.042	--	--	--	--	--
Lead (Dissolved)	mg/L	0.015	0.042	--	--	--	--	--

Notes:

See Notes on Table 3.7

TABLE 3.5

GROUNDWATER SAMPLE ANALYTICAL RESULTS – AOI 35
CURRENT CONDITIONS REPORT SUPPLEMENT
FORMER MANUAL TRANSMISSIONS OF MUNCIE
MUNCIE, INDIANA

Sample Location:		*IDEM*	*IDEM*	*MW-37*	*MW-37*	*MW-37*	*MW-37*	*MW-37*
Sample ID:		*RISC*	*RISC*	*GW-072204-MR-027*	*GW-017330-042805-TP-027*	*GW-017330-101905-TP-018*	*GW-017330-051206-NH-033*	*GW-017324-111708-NH-026*
Sample Date:		*RDCL*	*IDCL*	*7/22/2004*	*4/28/2005*	*10/19/2005*	*5/12/2006*	*11/17/2008*
Sample Type:	*Units*	*a*	*b*					
Volatile Organic Compounds								
Benzene	ug/L	5	52	100 U	100 U	33 U	33 U	670 U
1,2-Dichloroethane	ug/L	5	31	100 U	100 U	33 U	33 U	670 U
1,1-Dichloroethene	ug/L	7	5100	100 U	100 U	33 U	33 U	670 U
cis-1,2-Dichloroethene	ug/L	70	1000	**85 J[a]**	**74 J[a]**	**140[a]**	60	670 U
trans-1,2-Dichloroethene	ug/L	100	2000	100 U	100 U	33 U	33 U	670 U
Ethylbenzene	ug/L	700	10000	100 U	100 U	33 U	33 U	670 U
Methylene chloride	ug/L	5	380	**160[a]**	100 U	33 UJ	**8.1 J[a]**	670 U
Tetrachloroethene	ug/L	5	55	**2100[ab]**	**3600[ab]**	**3000[ab]**	**2600[ab]**	**1700[ab]**
Trichloroethene	ug/L	5	31	100 U	100 U	**39[ab]**	**30 J[a]**	670 U
Vinyl chloride	ug/L	2	4	100 U	100 U	33 U	33 U	670 U
Semi-Volatile Organic Compounds								
Indeno(1,2,3-cd)pyrene	mg/L	0.0012	0.0039	--	--	--	0.0002 U	0.0002 U
Polychlorinated Biphenyls								
Total PCBs	mg/L	0.0005	0.0014	--	--	--	--	--
Metals								
Arsenic	mg/L	0.01	0.01	--	--	--	0.01 U	0.01 U
Arsenic (Dissolved)	mg/L	0.01	0.01	--	--	--	0.01 U	0.01 U
Cadmium	mg/L	0.005	0.051	--	--	--	0.005 U	0.005 U
Cadmium (Dissolved)	mg/L	0.005	0.051	--	--	--	0.005 U	0.005 U
Lead	mg/L	0.015	0.042	--	--	--	0.003 U	0.003 U
Lead (Dissolved)	mg/L	0.015	0.042	--	--	--	0.003 U	0.003 U

Notes:

See Notes on Table 3.7

TABLE 3.5

GROUNDWATER SAMPLE ANALYTICAL RESULTS – AOI 35
CURRENT CONDITIONS REPORT SUPPLEMENT
FORMER MANUAL TRANSMISSIONS OF MUNCIE
MUNCIE, INDIANA

Sample Location:		*IDEM*	*IDEM*	*PW-01*	*PW-01*	*PW-01*	*PW-01*	*PW-01*
Sample ID:		*RISC*	*RISC*	*PW-01*	*PW-01*	*PW-01*	*GW-17330-101002-EH-036*	*GW-072304-MR-037*
Sample Date:		*RDCL*	*IDCL*	*5/3/1995*	*3/22/1996*	*10/1/1998*	*10/10/2002*	*7/23/2004*
Sample Type:	*Units*	*a*	*b*					
Volatile Organic Compounds								
Benzene	ug/L	5	52	U	U	U	2.5 U	4.0 U
1,2-Dichloroethane	ug/L	5	31	U	U	U	2.5 U	4.0 U
1,1-Dichloroethene	ug/L	7	5100	U	U	U	2.5 U	4.0 U
cis-1,2-Dichloroethene	ug/L	70	1000	65	U	49	34	30
trans-1,2-Dichloroethene	ug/L	100	2000	**120**[a]	**140**[a]	70	48	42
Ethylbenzene	ug/L	700	10000	U	U	U	2.5 U	4.0 U
Methylene chloride	ug/L	5	380	U	**15**[a]	**7.5 J**[a]	12 U	4.0 U
Tetrachloroethene	ug/L	5	55	U	U	U	2.5 U	**96**[ab]
Trichloroethene	ug/L	5	31	**370**[ab]	**360**[ab]	**170**[ab]	**89**[ab]	**64**[ab]
Vinyl chloride	ug/L	2	4	U	U	U	2.5 U	4.0 U
Semi-Volatile Organic Compounds								
Indeno(1,2,3-cd)pyrene	mg/L	0.0012	0.0039	--	--	--	--	0.0001 U
Polychlorinated Biphenyls								
Total PCBs	mg/L	0.0005	0.0014	--	--	--	--	--
Metals								
Arsenic	mg/L	0.01	0.01	--	--	--	--	**0.011**[ab]
Arsenic (Dissolved)	mg/L	0.01	0.01	--	--	--	--	--
Cadmium	mg/L	0.005	0.051	--	--	--	--	0.00065 J
Cadmium (Dissolved)	mg/L	0.005	0.051	--	--	--	--	--
Lead	mg/L	0.015	0.042	--	--	--	--	0.0030 U
Lead (Dissolved)	mg/L	0.015	0.042	--	--	--	--	--

Notes:

See Notes on Table 3.7

TABLE 3.5

GROUNDWATER SAMPLE ANALYTICAL RESULTS – AOI 35
CURRENT CONDITIONS REPORT SUPPLEMENT
FORMER MANUAL TRANSMISSIONS OF MUNCIE
MUNCIE, INDIANA

Sample Location:		*IDEM*	*IDEM*	*PW-01*	*PW-01*	*PW-01*	*PW-02*	*PW-02*
Sample ID:		*RISC*	*RISC*	*GW-017330-042705-TP-015*	*GW-017330-050906-PK-012*	*GW-017324-111208-NH-012*	*PW-02*	*PW-02*
Sample Date:		*RDCL*	*IDCL*	*4/27/2005*	*5/9/2006*	*11/12/2008*	*5/3/1995*	*3/22/1996*
Sample Type:	*Units*	*a*	*b*					
Volatile Organic Compounds								
Benzene	ug/L	5	52	2.5 U	1.7 U	3.3 U	1.1	U
1,2-Dichloroethane	ug/L	5	31	2.5 U	1.7 U	3.3 U	U	U
1,1-Dichloroethene	ug/L	7	5100	2.5 U	1.7 U	3.3 U	U	U
cis-1,2-Dichloroethene	ug/L	70	1000	39	52	44	**290**[a]	**1300**[ab]
trans-1,2-Dichloroethene	ug/L	100	2000	55	47	85	53	**150**[a]
Ethylbenzene	ug/L	700	10000	2.5 U	1.7 U	3.3 U	U	U
Methylene chloride	ug/L	5	380	2.5 U	1.7 UJ	3.3 U	U	**25**[a]
Tetrachloroethene	ug/L	5	55	2.5 U	1.7 U	3.3 U	U	U
Trichloroethene	ug/L	5	31	**76**[ab]	**44**[ab]	**97**[ab]	**360**[ab]	**820**[ab]
Vinyl chloride	ug/L	2	4	0.80 J	0.65 J	3.3 U	**14**[ab]	**16**[ab]
Semi-Volatile Organic Compounds								
Indeno(1,2,3-cd)pyrene	mg/L	0.0012	0.0039	0.0001 UJ	0.0002 U	0.0002 U	--	--
Polychlorinated Biphenyls								
Total PCBs	mg/L	0.0005	0.0014	--	--	--	--	--
Metals								
Arsenic	mg/L	0.01	0.01	0.0036 J	**0.0134**[ab]	**0.0113**[ab]	--	--
Arsenic (Dissolved)	mg/L	0.01	0.01	--	0.01 U	0.01 U	--	--
Cadmium	mg/L	0.005	0.051	0.0050 U	0.005 U	0.005 U	--	--
Cadmium (Dissolved)	mg/L	0.005	0.051	--	0.005 U	0.005 U	--	--
Lead	mg/L	0.015	0.042	0.0030 U	0.003 U	0.003 U	--	--
Lead (Dissolved)	mg/L	0.015	0.042	--	0.003 U	0.003 U	--	--

Notes:

See Notes on Table 3.7

TABLE 3.5

GROUNDWATER SAMPLE ANALYTICAL RESULTS – AOI 35
CURRENT CONDITIONS REPORT SUPPLEMENT
FORMER MANUAL TRANSMISSIONS OF MUNCIE
MUNCIE, INDIANA

Sample Location:		*IDEM*	*IDEM*	*PW-02*	*PW-02*	*PW-02*	*PW-02*	*PW-02*
Sample ID:		*RISC*	*RISC*	*PW-02*	*PW-02*	*PW-02*	*PW-02*	*GW-17330-101002-EH-029*
Sample Date:		*RDCL*	*IDCL*	*7/2/1996*	*10/1/1998*	*10/1/2000*	*3/26/2001*	*10/10/2002*
Sample Type:	*Units*	*a*	*b*					
Volatile Organic Compounds								
Benzene	ug/L	5	52	U	U	U	U	8.0 U
1,2-Dichloroethane	ug/L	5	31	U	U	U	U	8.0 U
1,1-Dichloroethene	ug/L	7	5100	U	U	**17**[a]	U	8.0 U
cis-1,2-Dichloroethene	ug/L	70	1000	U	**91**[a]	**820**[a]	**580**[a]	**240**[a]
trans-1,2-Dichloroethene	ug/L	100	2000	**130**[a]	24	**180**[a]	99	43
Ethylbenzene	ug/L	700	10000	U	U	U	U	8.0 U
Methylene chloride	ug/L	5	380	U	**8**[a]	U	U	40 U
Tetrachloroethene	ug/L	5	55	U	U	U	U	8.0 U
Trichloroethene	ug/L	5	31	**660**[ab]	**110**[ab]	**900**[ab]	**340**[ab]	**65**[ab]
Vinyl chloride	ug/L	2	4	**18**[ab]	U	**33**[ab]	**15**[ab]	**6.8 J**[ab]
Semi-Volatile Organic Compounds								
Indeno(1,2,3-cd)pyrene	mg/L	0.0012	0.0039	--	--	--	--	--
Polychlorinated Biphenyls								
Total PCBs	mg/L	0.0005	0.0014	--	--	--	--	--
Metals								
Arsenic	mg/L	0.01	0.01	--	--	--	--	--
Arsenic (Dissolved)	mg/L	0.01	0.01	--	--	--	--	--
Cadmium	mg/L	0.005	0.051	--	--	--	--	--
Cadmium (Dissolved)	mg/L	0.005	0.051	--	--	--	--	--
Lead	mg/L	0.015	0.042	--	--	--	--	--
Lead (Dissolved)	mg/L	0.015	0.042	--	--	--	--	--

Notes:

See Notes on Table 3.7

TABLE 3.5

GROUNDWATER SAMPLE ANALYTICAL RESULTS – AOI 35
CURRENT CONDITIONS REPORT SUPPLEMENT
FORMER MANUAL TRANSMISSIONS OF MUNCIE
MUNCIE, INDIANA

Sample Location:		*IDEM*	*IDEM*	*PW-02*	*PW-02*	*PW-02*	*PW-02*	*PW-02*
Sample ID:		*RISC*	*RISC*	*GW-072304-MR-036*	*GW-017330-051006-NH-017*	*GW-017330-042705-TP-007*	*GW-017330-101805-MM-005*	*GW-017330-101805-MM-006*
Sample Date:		*RDCL*	*IDCL*	*7/23/2004*	*5/10/2006*	*4/27/2005*	*10/18/2005*	*10/18/2005*
Sample Type:	*Units*	*a*	*b*					*Duplicate*
Volatile Organic Compounds								
Benzene	ug/L	5	52	4.0 U	3.3 U	2.5 U	1.0 U	1.0 U
1,2-Dichloroethane	ug/L	5	31	4.0 U	3.3 U	2.5 U	1.0 U	1.0 U
1,1-Dichloroethene	ug/L	7	5100	4.0 U	3.3 U	2.5 U	1.0 U	1.0 U
cis-1,2-Dichloroethene	ug/L	70	1000	**100**[a]	**83**[a]	65	38	37
trans-1,2-Dichloroethene	ug/L	100	2000	25	18	15	7.8	7.5
Ethylbenzene	ug/L	700	10000	4.0 U	3.3 U	2.5 U	1.0 U	1.0 U
Methylene chloride	ug/L	5	380	4.0 U	3.3 UJ	2.5 U	1.0 U	1.0 U
Tetrachloroethene	ug/L	5	55	0.92 J	3.3 U	2.5 U	1.0 U	1.0 U
Trichloroethene	ug/L	5	31	**71**[ab]	**120**[ab]	**72**[ab]	**30**[a]	**30**[a]
Vinyl chloride	ug/L	2	4	2.0 J	**2.3 J**[a]	**5.3**[ab]	**2.6**[a]	**2.1**[a]
Semi-Volatile Organic Compounds								
Indeno(1,2,3-cd)pyrene	mg/L	0.0012	0.0039	--	0.0002 U	--	--	--
Polychlorinated Biphenyls								
Total PCBs	mg/L	0.0005	0.0014	--	--	--	--	--
Metals								
Arsenic	mg/L	0.01	0.01	--	**0.0114**[ab]	--	--	--
Arsenic (Dissolved)	mg/L	0.01	0.01	--	0.0066 J	--	--	--
Cadmium	mg/L	0.005	0.051	--	0.005 U	--	--	--
Cadmium (Dissolved)	mg/L	0.005	0.051	--	0.005 U	--	--	--
Lead	mg/L	0.015	0.042	--	0.003 U	--	--	--
Lead (Dissolved)	mg/L	0.015	0.042	--	0.003 U	--	--	--

Notes:

See Notes on Table 3.7

TABLE 3.5

GROUNDWATER SAMPLE ANALYTICAL RESULTS – AOI 35
CURRENT CONDITIONS REPORT SUPPLEMENT
FORMER MANUAL TRANSMISSIONS OF MUNCIE
MUNCIE, INDIANA

Sample Location:		*IDEM*	*IDEM*	*PW-02*	*PW-02*	*TW-1*	*TW-03*
Sample ID:		*RISC*	*RISC*	*GW-017330-051006-NH-017*	*GW-017324-111208-NH-008*	*177827*	*177829*
Sample Date:		*RDCL*	*IDCL*	*5/10/2006*	*11/12/2008*	*5/4/1995*	*5/4/1995*
Sample Type:	*Units*	*a*	*b*				
Volatile Organic Compounds							
Benzene	ug/L	5	52	3.3 U	3.3 U	1 U	1 U
1,2-Dichloroethane	ug/L	5	31	3.3 U	3.3 U	1 U	1 U
1,1-Dichloroethene	ug/L	7	5100	3.3 U	3.3 U	1 U	1 U
cis-1,2-Dichloroethene	ug/L	70	1000	**83**[a]	**97**[a]	--	--
trans-1,2-Dichloroethene	ug/L	100	2000	18	25	2.1	1 U
Ethylbenzene	ug/L	700	10000	3.3 U	3.3 U	1 U	1 U
Methylene chloride	ug/L	5	380	3.3 UJ	3.3 U	10 U	10 U
Tetrachloroethene	ug/L	5	55	3.3 U	3.3 U	1 U	1 U
Trichloroethene	ug/L	5	31	**120**[ab]	**59**[ab]	1 U	**6.6**[a]
Vinyl chloride	ug/L	2	4	**2.3 J**[ab]	**3.7**[a]	**42**[ab]	5 U
Semi-Volatile Organic Compounds							
Indeno(1,2,3-cd)pyrene	mg/L	0.0012	0.0039	0.0002 U	0.0002 U	0.01 U	0.01 U
Polychlorinated Biphenyls							
Total PCBs	mg/L	0.0005	0.0014	--	--	--	--
Metals							
Arsenic	mg/L	0.01	0.01	**0.0114**[ab]	**0.0155**[a]	--	--
Arsenic (Dissolved)	mg/L	0.01	0.01	0.0066 J	0.01 U	--	--
Cadmium	mg/L	0.005	0.051	0.005 U	0.005 U	--	--
Cadmium (Dissolved)	mg/L	0.005	0.051	0.005 U	0.005 U	--	--
Lead	mg/L	0.015	0.042	0.003 U	0.003 U	--	--
Lead (Dissolved)	mg/L	0.015	0.042	0.003 U	0.0083	--	--

Notes:

See Notes on Table 3.7

TABLE 3.6

GROUNDWATER SAMPLE ANALYTICAL RESULTS – AOI 36
CURRENT CONDITIONS REPORT SUPPLEMENT
FORMER MANUAL TRANSMISSIONS OF MUNCIE
MUNCIE, INDIANA

Sample Location:		*IDEM*	*IDEM*	*MW40-11*	*MW40-11*	*MW41-11*
Sample Identification:		*RISC*	*RISC*	*GW-017324-011411-TP-001*	*GW-017324-011411-TP-002*	*GW-017324-011411-TP-003*
Sample Date:		*RDCL*	*RDCL*	*1/14/2011*	*1/14/2011*	*1/14/2011*
Sample Type:	*Units*	*a*	*b*		*Duplicate*	
Volatile Organic Compounds						
Acetone	mg/L	6.9	92	0.01 U	0.01 U	0.01 U
Benzene	mg/L	0.005	0.052	0.001 U	0.001 U	0.001 U
Bromodichloromethane	mg/L	0.08	0.08	0.001 U	0.001 U	0.001 U
Bromoform	mg/L	0.08	0.36	0.001 U	0.001 U	0.001 U
Bromomethane	mg/L	0.011	0.14	0.001 U	0.001 U	0.001 U
2-Butanone	mg/L	8.4	61	0.01 U	0.01 U	0.01 U
Carbon disulfide	mg/L	1.3	10	0.001 U	0.001 U	0.001 U
Carbon tetrachloride	mg/L	0.005	0.022	0.001 U	0.001 U	0.001 U
Chlorobenzene	mg/L	0.1	2	0.001 U	0.001 U	0.001 U
Chloroethane	mg/L	0.062	0.99	0.001 U	0.001 U	0.001 U
Chloroform	mg/L	0.08	1	0.001 U	0.001 U	0.0014
Chloromethane	mg/L	NC	NC	0.001 U	0.001 U	0.001 U
Cyclohexane	mg/L	13	55	0.001 U	0.001 U	0.001 U
1,2-Dibromo-3-chloropropane	mg/L	NC	NC	0.002 U	0.002 U	0.002 U
Dibromochloromethane	mg/L	NC	NC	0.001 U	0.001 U	0.001 U
1,2-Dibromoethane	mg/L	0.00005	0.0014	0.001 U	0.001 U	0.001 U
1,2-Dichlorobenzene	mg/L	0.6	9.2	0.001 U	0.001 U	0.001 U
1,3-Dichlorobenzene	mg/L	0.08	0.31	0.001 U	0.001 U	0.001 U
1,4-Dichlorobenzene	mg/L	0.075	0.12	0.001 U	0.001 U	0.001 U
Dichlorodifluoromethane	mg/L	NC	NC	0.001 U	0.001 U	0.001 U
1,1-Dichloroethane	mg/L	0.99	10	0.001 U	0.001 U	0.001 U
1,2-Dichloroethane	mg/L	0.005	0.031	0.001 U	0.001 U	0.001 U
1,1-Dichloroethene	mg/L	0.007	5.1	0.001 U	0.001 U	0.001 U
cis-1,2-Dichloroethene	mg/L	0.07	1	0.0024	0.0025	0.007
trans-1,2-Dichloroethene	mg/L	0.1	2	0.0022	0.0024	0.001 U
1,2-Dichloropropane	mg/L	0.005	0.042	0.001 U	0.001 U	0.001 U
cis-1,3-Dichloropropene	mg/L	NC	NC	0.001 U	0.001 U	0.001 U
trans-1,3-Dichloropropene	mg/L	NC	NC	0.001 U	0.001 U	0.001 U
Ethylbenzene	mg/L	0.7	10	0.001 U	0.001 U	0.001 U
2-Hexanone	mg/L	NC	NC	0.01 U	0.01 U	0.01 U
Isopropyl benzene	mg/L	0.83	10	0.001 U	0.001 U	0.001 U
Methyl acetate	mg/L	NC	NC	0.01 U	0.01 U	0.01 U
Methyl cyclohexane	mg/L	NC	NC	0.001 U	0.001 U	0.001 U
Methyl tert butyl ether	mg/L	0.04	0.72	0.005 U	0.005 U	0.005 U
4-Methyl-2-pentanone	mg/L	2.2	8.2	0.01 U	0.01 U	0.01 U
Methylene chloride	mg/L	0.005	0.38	0.001 U	0.001 U	0.001 U
Styrene	mg/L	0.1	20	0.001 U	0.001 U	0.001 U
1,1,2,2-Tetrachloroethane	mg/L	0.0009	0.014	0.001 U	0.001 U	0.001 U
Tetrachloroethene	mg/L	0.005	0.055	0.001 U	0.001 U	0.001 U
Toluene	mg/L	1	8.2	0.001 U	0.001 U	0.001 U
1,2,4-Trichlorobenzene	mg/L	0.07	1	0.001 U	0.001 U	0.001 U
1,1,1-Trichloroethane	mg/L	0.2	29	0.001 U	0.001 U	0.001 U
1,1,2-Trichloroethane	mg/L	0.005	0.05	0.001 U	0.001 U	0.001 U
Trichloroethene	mg/L	0.005	0.031	**0.027**[a]	**0.028**[a]	0.001 U
Trichlorofluoromethane	mg/L	1.7	31	0.001 U	0.001 U	0.001 U
Trifluorotrichloroethane	mg/L	NC	NC	0.001 U	0.001 U	0.001 U
Vinyl chloride	mg/L	0.002	0.004	0.001 U	0.001 U	0.001 U
Xylenes (total)	mg/L	10	20	0.002 U	0.002 U	0.002 U

Notes:
See Notes on Table 3.7

TABLE 3.6

GROUNDWATER SAMPLE ANALYTICAL RESULTS – AOI 36
CURRENT CONDITIONS REPORT SUPPLEMENT
FORMER MANUAL TRANSMISSIONS OF MUNCIE
MUNCIE, INDIANA

Sample Location:		*IDEM*	*IDEM*	*MW42-11*	*MW43-11*	*MW44-11*
Sample Identification:		*RISC*	*RISC*	*GW-017324-011411-TP-004*	*GW-017324-011411-TP-005*	*GW-017324-011411-TP-006*
Sample Date:		*RDCL*	*RDCL*	*1/14/2011*	*1/14/2011*	*1/14/2011*
Sample Type:	*Units*	*a*	*b*			
Volatile Organic Compounds						
Acetone	mg/L	6.9	92	0.01 U	0.01 U	0.01 U
Benzene	mg/L	0.005	0.052	0.001 U	0.001 U	0.001 U
Bromodichloromethane	mg/L	0.08	0.08	0.001 U	0.001 U	0.001 U
Bromoform	mg/L	0.08	0.36	0.001 U	0.001 U	0.001 U
Bromomethane	mg/L	0.011	0.14	0.001 U	0.001 U	0.001 U
2-Butanone	mg/L	8.4	61	0.01 U	0.01 U	0.01 U
Carbon disulfide	mg/L	1.3	10	0.001 U	0.001 U	0.001 U
Carbon tetrachloride	mg/L	0.005	0.022	0.001 U	0.001 U	0.001 U
Chlorobenzene	mg/L	0.1	2	0.001 U	0.001 U	0.001 U
Chloroethane	mg/L	0.062	0.99	0.001 U	0.001 U	0.001 U
Chloroform	mg/L	0.08	1	0.001 U	0.001 U	0.001 U
Chloromethane	mg/L	NC	NC	0.001 U	0.001 U	0.001 U
Cyclohexane	mg/L	13	55	0.001 U	0.001 U	0.001 U
1,2-Dibromo-3-chloropropane	mg/L	NC	NC	0.002 U	0.002 U	0.002 U
Dibromochloromethane	mg/L	NC	NC	0.001 U	0.001 U	0.001 U
1,2-Dibromoethane	mg/L	0.00005	0.0014	0.001 U	0.001 U	0.001 U
1,2-Dichlorobenzene	mg/L	0.6	9.2	0.001 U	0.001 U	0.001 U
1,3-Dichlorobenzene	mg/L	0.08	0.31	0.001 U	0.001 U	0.001 U
1,4-Dichlorobenzene	mg/L	0.075	0.12	0.001 U	0.001 U	0.001 U
Dichlorodifluoromethane	mg/L	NC	NC	0.001 U	0.001 U	0.001 U
1,1-Dichloroethane	mg/L	0.99	10	0.001 U	0.001 U	0.001 U
1,2-Dichloroethane	mg/L	0.005	0.031	0.001 U	0.001 U	0.001 U
1,1-Dichloroethene	mg/L	0.007	5.1	0.001 U	0.001 U	0.001 U
cis-1,2-Dichloroethene	mg/L	0.07	1	0.001 U	0.001 U	0.0013
trans-1,2-Dichloroethene	mg/L	0.1	2	0.001 U	0.001 U	0.001 U
1,2-Dichloropropane	mg/L	0.005	0.042	0.001 U	0.001 U	0.001 U
cis-1,3-Dichloropropene	mg/L	NC	NC	0.001 U	0.001 U	0.001 U
trans-1,3-Dichloropropene	mg/L	NC	NC	0.001 U	0.001 U	0.001 U
Ethylbenzene	mg/L	0.7	10	0.001 U	0.001 U	0.001 U
2-Hexanone	mg/L	NC	NC	0.01 U	0.01 U	0.01 U
Isopropyl benzene	mg/L	0.83	10	0.001 U	0.001 U	0.001 U
Methyl acetate	mg/L	NC	NC	0.01 U	0.01 U	0.01 U
Methyl cyclohexane	mg/L	NC	NC	0.001 U	0.001 U	0.001 U
Methyl tert butyl ether	mg/L	0.04	0.72	0.005 U	0.005 U	0.005 U
4-Methyl-2-pentanone	mg/L	2.2	8.2	0.01 U	0.01 U	0.01 U
Methylene chloride	mg/L	0.005	0.38	0.001 U	0.001 U	0.001 U
Styrene	mg/L	0.1	20	0.001 U	0.001 U	0.001 U
1,1,2,2-Tetrachloroethane	mg/L	0.0009	0.014	0.001 U	0.001 U	0.001 U
Tetrachloroethene	mg/L	0.005	0.055	0.001 U	0.001 U	0.001 U
Toluene	mg/L	1	8.2	0.001 U	0.001 U	0.001 U
1,2,4-Trichlorobenzene	mg/L	0.07	1	0.001 U	0.001 U	0.001 U
1,1,1-Trichloroethane	mg/L	0.2	29	0.001 U	0.001 U	0.001 U
1,1,2-Trichloroethane	mg/L	0.005	0.05	0.001 U	0.001 U	0.001 U
Trichloroethene	mg/L	0.005	0.031	0.001 U	0.001 U	0.001 U
Trichlorofluoromethane	mg/L	1.7	31	0.001 U	0.001 U	0.001 U
Trifluorotrichloroethane	mg/L	NC	NC	0.001 U	0.001 U	0.001 U
Vinyl chloride	mg/L	0.002	0.004	0.001 U	0.001 U	0.001 U
Xylenes (total)	mg/L	10	20	0.002 U	0.002 U	0.002 U

Notes:
See Notes on Table 3.7

TABLE 3.7

NOTES
CURRENT CONDITIONS REPORT SUPPLEMENT
FORMER MANUAL TRANSMISSIONS OF MUNCIE
MUNCIE, INDIANA

IDEM RISC RDCL - Indiana Department of Environmental Management Risk integrated System of Closure Residential Default Closure Level - IDEM Technical Resource Guidance Document, Appendix 1, January 31, 2006 (Revised May 1, 2009)

IDEM RISC IDCL - Indiana Department of Environmental Management Risk integrated System of Closure Industrial Default Closure Level - IDEM Technical Resource Guidance Document, Appendix 1, January 31, 2006 (Revised May 1, 2009)

BOLD[ac] - Value exceeds associated criterion

-- parameter not analyzed.

µg/kg - micrograms per kilogram (mass concentration)

µg/L - micrograms per liter (volumetric concentration)

mg/kg - milligrams per kilogram (mass concentration)

mg/L - milligrams per liter (volumetric concentration)

nc - no criterion

bgs - below ground surface

U - Parameter not detected above associated method detection limit

J - Estimated Value

UJ - Not detected above the sample quantitation limit. The reported quantitation limit is an estimated quantity

APPENDIX A

BOREHOLE STRATIGRAPHIC AND MONITORING WELL INSTRUMENTATION LOGS

STRATIGRAPHIC AND INSTRUMENTATION LOG (OVERBURDEN)

PROJECT NAME: GM MANUAL TRANSMISSIONS OF MUNCIE
PROJECT NUMBER: 17324-02
CLIENT: GENERAL MOTORS CORPORATION
LOCATION: MUNCIE, INDIANA

HOLE DESIGNATION: BH-21
DATE COMPLETED: September 21, 2007
DRILLING METHOD: GEOPROBE
FIELD PERSONNEL: M. Groves

DEPTH ft BGS	STRATIGRAPHIC DESCRIPTION & REMARKS	DEPTH ft BGS	TEMPORARY	SAMPLE NUMBER	SAMPLE INTERVAL	SAMPLE REC (%)	SAMPLE 'N' VALUE	SAMPLE PID (ppm)
0	CONCRETE	0.80		1		80		0.0
2	SP, SAND, trace gravel, medium to coarse grained, loose, poorly graded, brown, slightly moist							0.0
4	- compact, medium grained, moist at 4.0ft BGS			2		90		0.6
6								0.1
8				3		96		0.3
10	CL, CLAY, trace sand and gravel, firm, low plasticity, brown, moist	9.50						0.2
12	- some silt, light brown, slightly moist at 11.3ft BGS - some gravel, stiff at 12.5ft BGS		BACKFILLED WITH BENTONITE CHIPS	4		96		0.1
14								0.0
16				5		80		0.0
18	- trace gravel and silt, medium plasticity, moist at 17.0ft BGS - no gravel at 18.0ft BGS - trace gravel at 19.0ft BGS							0.1
20	SP, SAND, medium to coarse grained, some gravel, compact, poorly graded, brown, moist	19.50						0.0
22	- wet at 21.5ft BGS							0.0
24								0.0
26	END OF BOREHOLE @ 25.0ft BGS	25.00						
28								
30								
32								
34								

WELL DETAILS
Screened interval:
20.00 to 25.00ft BGS
Length: 5ft
Diameter: 1in
Material: PVC

NOTES: MEASURING POINT ELEVATIONS MAY CHANGE; REFER TO CURRENT ELEVATION TABLE

CHEMICAL ANALYSIS (1)

OVERBURDEN LOG 17324.GPJ CRA_CORP.GDT 10/29/07

STRATIGRAPHIC AND INSTRUMENTATION LOG (OVERBURDEN)

PROJECT NAME: GM MANUAL TRANSMISSIONS OF MUNCIE
PROJECT NUMBER: 17324-02
CLIENT: GENERAL MOTORS CORPORATION
LOCATION: MUNCIE, INDIANA

HOLE DESIGNATION: BH-22
DATE COMPLETED: September 21, 2007
DRILLING METHOD: GEOPROBE
FIELD PERSONNEL: M. Groves

DEPTH ft BGS	STRATIGRAPHIC DESCRIPTION & REMARKS	DEPTH ft BGS	MONITOR INSTALLATION	SAMPLE NUMBER	SAMPLE INTERVAL	SAMPLE REC (%)	SAMPLE 'N' VALUE	SAMPLE PID (ppm)
	CONCRETE	0.60	BACKFILLED WITH BENTONITE CHIPS	1		100		0.6
2	SP, SAND, medium grained, some gravel, loose, poorly graded, brown, slightly moist,							
	- moist at 2.3ft BGS							0.3
4	- compact at 3.5ft BGS	4.00						
	END OF BOREHOLE @ 4.0ft BGS							
6								
8								
10								
12								
14								
16								
18								
20								
22								
24								
26								
28								
30								
32								
34								

NOTES: MEASURING POINT ELEVATIONS MAY CHANGE; REFER TO CURRENT ELEVATION TABLE

CHEMICAL ANALYSIS (1)

OVERBURDEN LOG 17324.GPJ CRA_CORP.GDT 10/29/07

STRATIGRAPHIC AND INSTRUMENTATION LOG (OVERBURDEN)

PROJECT NAME: GM MANUAL TRANSMISSIONS OF MUNCIE
PROJECT NUMBER: 17324-02
CLIENT: GENERAL MOTORS CORPORATION
LOCATION: MUNCIE, INDIANA

HOLE DESIGNATION: BH-23
DATE COMPLETED: September 21, 2007
DRILLING METHOD: GEOPROBE
FIELD PERSONNEL: M. Groves

DEPTH ft BGS	STRATIGRAPHIC DESCRIPTION & REMARKS	DEPTH ft BGS	MONITOR INSTALLATION	SAMPLE NUMBER	SAMPLE INTERVAL	SAMPLE REC (%)	SAMPLE 'N' VALUE	SAMPLE PID (ppm)
0	CONCRETE							
	SP, SAND, medium grained, trace gravel, poorly graded, loose, brown, slightly moist	0.60	BACKFILLED WITH BENTONITE CHIPS	1		100		0.0
2	- compact at 3.0ft BGS							0.0
4	END OF BOREHOLE @ 4.0ft BGS	4.00						
6								
8								
10								
12								
14								
16								
18								
20								
22								
24								
26								
28								
30								
32								
34								

NOTES: MEASURING POINT ELEVATIONS MAY CHANGE; REFER TO CURRENT ELEVATION TABLE

CHEMICAL ANALYSIS (1)

OVERBURDEN LOG 17324.GPJ CRA_CORP.GDT 10/29/07

STRATIGRAPHIC AND INSTRUMENTATION LOG (OVERBURDEN)

PROJECT NAME: GM MANUAL TRANSMISSIONS OF MUNCIE
PROJECT NUMBER: 17324-02
CLIENT: GENERAL MOTORS CORPORATION
LOCATION: MUNCIE, INDIANA

HOLE DESIGNATION: BH-24
DATE COMPLETED: September 21, 2007
DRILLING METHOD: GEOPROBE
FIELD PERSONNEL: M. Groves

DEPTH ft BGS	STRATIGRAPHIC DESCRIPTION & REMARKS	DEPTH ft BGS	MONITOR INSTALLATION	SAMPLE NUMBER	SAMPLE INTERVAL	SAMPLE REC (%)	SAMPLE 'N' VALUE	SAMPLE PID (ppm)
0	CONCRETE	0.60	BACKFILLED WITH BENTONITE CHIPS	1		100		0.0
2	SP, SAND, medium grained, trace gravel, trace clay, poorly graded, compact, brown, slightly moist - no clay, moist at 2.5ft BGS - some gravel at 3.0ft BGS							0.0
4	END OF BOREHOLE @ 4.0ft BGS	4.00						
6								
8								
10								
12								
14								
16								
18								
20								
22								
24								
26								
28								
30								
32								
34								

NOTES: MEASURING POINT ELEVATIONS MAY CHANGE; REFER TO CURRENT ELEVATION TABLE

CHEMICAL ANALYSIS (1)

OVERBURDEN LOG 17324.GPJ CRA_CORP.GDT 10/29/07

STRATIGRAPHIC AND INSTRUMENTATION LOG (OVERBURDEN)

PROJECT NAME: GM MANUAL TRANSMISSIONS OF MUNCIE
PROJECT NUMBER: 17324-02
CLIENT: GENERAL MOTORS CORPORATION
LOCATION: MUNCIE, INDIANA

HOLE DESIGNATION: BH-25
DATE COMPLETED: September 21, 2007
DRILLING METHOD: GEOPROBE
FIELD PERSONNEL: M. Groves

DEPTH ft BGS	STRATIGRAPHIC DESCRIPTION & REMARKS	DEPTH ft BGS	MONITOR INSTALLATION	SAMPLE NUMBER	SAMPLE INTERVAL	SAMPLE REC (%)	SAMPLE 'N' VALUE	SAMPLE PID (ppm)
	CONCRETE							
	SP, SAND, medium grained, trace gravel, poorly graded, loose, brown, slightly moist	0.60	BACKFILLED WITH BENTONITE CHIPS	1		100		0.0
2	- compact, moist at 2.5ft BGS							0.0
4	END OF BOREHOLE @ 4.0ft BGS	4.00						
6								
8								
10								
12								
14								
16								
18								
20								
22								
24								
26								
28								
30								
32								
34								

NOTES: MEASURING POINT ELEVATIONS MAY CHANGE; REFER TO CURRENT ELEVATION TABLE

CHEMICAL ANALYSIS (1)

OVERBURDEN LOG 17324.GPJ CRA_CORP.GDT 10/29/07

STRATIGRAPHIC AND INSTRUMENTATION LOG (OVERBURDEN)

PROJECT NAME: GM MANUAL TRANSMISSIONS OF MUNCIE
PROJECT NUMBER: 17324-02
CLIENT: GENERAL MOTORS CORPORATION
LOCATION: MUNCIE, INDIANA

HOLE DESIGNATION: BH-26
DATE COMPLETED: September 21, 2007
DRILLING METHOD: GEOPROBE
FIELD PERSONNEL: M. Groves

DEPTH ft BGS	STRATIGRAPHIC DESCRIPTION & REMARKS	DEPTH ft BGS	TEMPORARY	SAMPLE NUMBER	SAMPLE INTERVAL	SAMPLE REC (%)	SAMPLE 'N' VALUE	SAMPLE PID (ppm)
	CONCRETE	0.70		1		0		-
	no recovery							-
	CL, CLAY, trace sand and silt, low plasticity, firm,light brown, moist	5.00	BACKFILLED WITH BENTONITE CHIPS	2		90		0.3
	- some silt at 8.0ft BGS							1.1
	- brown, slight odor at 9.5ft BGS							4.5
	END OF BOREHOLE @ 10.0ft BGS	10.00						

WELL DETAILS
Screened interval:
5.00 to 10.00ft BGS
Length: 5ft
Diameter: 1in
Material: PVC

NOTES: MEASURING POINT ELEVATIONS MAY CHANGE; REFER TO CURRENT ELEVATION TABLE

OVERBURDEN LOG 17324.GPJ CRA_CORP.GDT 10/29/07

STRATIGRAPHIC AND INSTRUMENTATION LOG (OVERBURDEN)

PROJECT NAME: GM MANUAL TRANSMISSIONS OF MUNCIE
PROJECT NUMBER: 17324-02
CLIENT: GENERAL MOTORS CORPORATION
LOCATION: MUNCIE, INDIANA

HOLE DESIGNATION: BH-27
DATE COMPLETED: September 21, 2007
DRILLING METHOD: GEOPROBE
FIELD PERSONNEL: M. Groves

DEPTH ft BGS	STRATIGRAPHIC DESCRIPTION & REMARKS	DEPTH ft BGS	MONITOR INSTALLATION	SAMPLE NUMBER	SAMPLE INTERVAL	SAMPLE REC (%)	SAMPLE 'N' VALUE	SAMPLE PID (ppm)
0	CONCRETE							
	no recovery	0.60		1		0		-
2								-
4								
	CL, CLAY, trace sand and silt, low plasticity, stiff, grey, moist, slight odor	5.00	BACKFILLED WITH BENTONITE CHIPS	2		100		2.5
6	- no odor at 6.0ft BGS							5.3
	- some silt, slight odor at 7.5ft BGS							
8								6.1
10	END OF BOREHOLE @ 10.0ft BGS	10.00						
12								
14								
16								
18								
20								
22								
24								
26								
28								
30								
32								
34								

NOTES: MEASURING POINT ELEVATIONS MAY CHANGE; REFER TO CURRENT ELEVATION TABLE

OVERBURDEN LOG 17324.GPJ CRA_CORP.GDT 10/29/07

STRATIGRAPHIC AND INSTRUMENTATION LOG (OVERBURDEN)

PROJECT NAME: GM MANUAL TRANSMISSIONS OF MUNCIE
PROJECT NUMBER: 17324-02
CLIENT: GENERAL MOTORS CORPORATION
LOCATION: MUNCIE, INDIANA

HOLE DESIGNATION: BH-28
DATE COMPLETED: September 21, 2007
DRILLING METHOD: GEOPROBE
FIELD PERSONNEL: M. Groves

DEPTH ft BGS	STRATIGRAPHIC DESCRIPTION & REMARKS	DEPTH ft BGS	MONITOR INSTALLATION	SAMPLE NUMBER	SAMPLE INTERVAL	SAMPLE REC (%)	SAMPLE 'N' VALUE	SAMPLE PID (ppm)
	CONCRETE	0.60		1		80		1.2
2	SP, SAND, medium grained, trace gravel, poorly graded, compact, brown, slightly moist							0.7
4	- moist at 4.0ft BGS			2		70		0.9
6	- some clay at 5.5ft BGS	6.00	BACKFILLED WITH BENTONITE CHIPS					11.3
8	CL, CLAY, trace sand and gravel and silt, low plasticity, moist, hydrocarbon odor							24.8
10	- heavy staining - black at 8.4ft BGS - no staining at 8.6ft BGS - heavy staining-black at 9.2ft BGS - no stains at 9.7ft BGS	10.00						
12	END OF BOREHOLE @ 10.0ft BGS							
14								
16								
18								
20								
22								
24								
26								
28								
30								
32								
34								

NOTES: MEASURING POINT ELEVATIONS MAY CHANGE; REFER TO CURRENT ELEVATION TABLE

STRATIGRAPHIC AND INSTRUMENTATION LOG (OVERBURDEN)

PROJECT NAME: GM MANUAL TRANSMISSIONS OF MUNCIE
PROJECT NUMBER: 17324-02
CLIENT: GENERAL MOTORS CORPORATION
LOCATION: MUNCIE, INDIANA

HOLE DESIGNATION: BH-29
DATE COMPLETED: September 21, 2007
DRILLING METHOD: GEOPROBE
FIELD PERSONNEL: M. Groves

DEPTH ft BGS	STRATIGRAPHIC DESCRIPTION & REMARKS	DEPTH ft BGS	MONITOR INSTALLATION	SAMPLE NUMBER	SAMPLE INTERVAL	SAMPLE REC (%)	SAMPLE 'N' VALUE	SAMPLE PID (ppm)
	CONCRETE	0.60		1		100		2.0
2	SP, SAND, medium grained, trace gravel, poorly graded, brown, moist, compact							1.9
4			BACKFILLED WITH BENTONITE CHIPS	2		80		2
6								
8	- black staining, strong odor at 7.0ft BGS							9.4
	CL, CLAY, trace sand, low plasticity, firm, black staining, moist, strong odor	8.00 8.70						9.3
10	SP, SAND, trace gravel, medium grained, compact, poorly graded, brown, moist, black staining, odor	9.50 10.00						
12	CL, CLAY, trace sand, low plasticity, firm, moist, black staining, strong odor							
	END OF BOREHOLE @ 10.0ft BGS							
14								
16								
18								
20								
22								
24								
26								
28								
30								
32								
34								

NOTES: MEASURING POINT ELEVATIONS MAY CHANGE; REFER TO CURRENT ELEVATION TABLE

OVERBURDEN LOG 17324.GPJ CRA_CORP.GDT 10/29/07

STRATIGRAPHIC AND INSTRUMENTATION LOG (BEDROCK)

PROJECT NAME: GM MANUAL TRANSMISSIONS OF MUNCIE
PROJECT NUMBER: 17324-01
CLIENT: GENERAL MOTORS CORPORATION
LOCATION: MUNCIE, INDIANA

HOLE DESIGNATION: SB-51
DATE COMPLETED: November 18, 2008
DRILLING METHOD: DPT
FIELD PERSONNEL: N. HILL

DEPTH ft BGS	STRATIGRAPHIC DESCRIPTION & REMARKS	DEPTH ft BGS	MONITOR INSTALLATION	RUN NUMBER	CORE RECOVERY %	RQD %
0	FILL, rubble					
5.20	ML, CLAYEY SILT, trace sand, firm, low plasticity, dark greenish gray, moist, petroleum odor		BENTONITE			
10.00	END OF BOREHOLE @ 10.0ft BGS					

NOTES: MEASURING POINT ELEVATIONS MAY CHANGE; REFER TO CURRENT ELEVATION TABLE

CHEMICAL ANALYSIS (○)

BEDROCK LOG 17324-01.GPJ CRA_CORP.GDT 12/23/08

STRATIGRAPHIC AND INSTRUMENTATION LOG (BEDROCK)

PROJECT NAME: GM MANUAL TRANSMISSIONS OF MUNCIE
PROJECT NUMBER: 17324-01
CLIENT: GENERAL MOTORS CORPORATION
LOCATION: MUNCIE, INDIANA

HOLE DESIGNATION: SB-52
DATE COMPLETED: November 18, 2008
DRILLING METHOD: DPT
FIELD PERSONNEL: N. HILL

DEPTH ft BGS	STRATIGRAPHIC DESCRIPTION & REMARKS	DEPTH ft BGS	MONITOR INSTALLATION	RUN NUMBER	CORE RECOVERY %	RQD %
0	FILL, rubble					
5.00	ML, CLAYEY SILT, firm, low plasticity, gray (greenish)	5.00	BENTONITE			
6.00	SM, SILTY SAND, compact, fine to medium dark greenish, dark gray, moist, organic petroleum odor - wet, brown at 7.0ft BGS	6.00				
10.00	END OF BOREHOLE @ 10.0ft BGS	10.00				

NOTES: MEASURING POINT ELEVATIONS MAY CHANGE; REFER TO CURRENT ELEVATION TABLE

CHEMICAL ANALYSIS

BEDROCK LOG 17324-01.GPJ CRA_CORP.GDT 12/23/08

STRATIGRAPHIC AND INSTRUMENTATION LOG (BEDROCK)

PROJECT NAME: GM MANUAL TRANSMISSIONS OF MUNCIE
PROJECT NUMBER: 17324-01
CLIENT: GENERAL MOTORS CORPORATION
LOCATION: MUNCIE, INDIANA

HOLE DESIGNATION: SB-53
DATE COMPLETED: November 18, 2008
DRILLING METHOD: DPT
FIELD PERSONNEL: N. HILL

DEPTH ft BGS	STRATIGRAPHIC DESCRIPTION & REMARKS	DEPTH ft BGS	MONITOR INSTALLATION	RUN NUMBER	CORE RECOVERY %	RQD %
0	FILL, rubble - FILL, clay at 1.0ft BGS					
5.00	ML, CLAYEY SILT, firm, low plasticity, light brown/light gray, moist - wet, sandy at 6.4ft BGS		BENTONITE			
10.00	END OF BOREHOLE @ 10.0ft BGS					

NOTES: MEASURING POINT ELEVATIONS MAY CHANGE; REFER TO CURRENT ELEVATION TABLE

CHEMICAL ANALYSIS

BEDROCK LOG 17324-01.GPJ CRA_CORP.GDT 12/23/08

STRATIGRAPHIC AND INSTRUMENTATION LOG (BEDROCK)

PROJECT NAME: GM MANUAL TRANSMISSIONS OF MUNCIE
PROJECT NUMBER: 17324-01
CLIENT: GENERAL MOTORS CORPORATION
LOCATION: MUNCIE, INDIANA

HOLE DESIGNATION: SB-54
DATE COMPLETED: November 18, 2008
DRILLING METHOD: DPT
FIELD PERSONNEL: N. HILL

DEPTH ft BGS	STRATIGRAPHIC DESCRIPTION & REMARKS	DEPTH ft BGS	MONITOR INSTALLATION	RUN NUMBER	CORE RECOVERY %	RQD %
0	FILL, rubble and clay					
6	ML, CLAYEY SILT, trace sand, firm, low plasticity, brownish gray - dark greenish gray, nearly black, petroleum odor at 6.8ft BGS - brownish gray, no odor at 7.1ft BGS	5.70	BENTONITE			
10	END OF BOREHOLE @ 10.0ft BGS	10.00				

2 4 6 8 10 12 14 16 18 20 22 24 26 28 30 32 34

NOTES: MEASURING POINT ELEVATIONS MAY CHANGE; REFER TO CURRENT ELEVATION TABLE

CHEMICAL ANALYSIS

BEDROCK LOG 17324-01.GPJ CRA_CORP.GDT 12/23/08

STRATIGRAPHIC AND INSTRUMENTATION LOG (BEDROCK)

PROJECT NAME: GM MANUAL TRANSMISSIONS OF MUNCIE
PROJECT NUMBER: 17324-01
CLIENT: GENERAL MOTORS CORPORATION
LOCATION: MUNCIE, INDIANA

HOLE DESIGNATION: SB-55
DATE COMPLETED: November 18, 2008
DRILLING METHOD: DPT
FIELD PERSONNEL: N. HILL

DEPTH ft BGS	STRATIGRAPHIC DESCRIPTION & REMARKS	DEPTH ft BGS	MONITOR INSTALLATION	RUN NUMBER	CORE RECOVERY %	RQD %
0	FILL, rubble and clay					
5.20	ML, CLAYEY SILT, firm, low plasticity, reddish brown, moist - dark gray, petroleum odor at 6.0ft BGS - reddish brown, no odor at 6.3ft BGS		BENTONITE			
10.00	END OF BOREHOLE @ 10.0ft BGS					

NOTES: MEASURING POINT ELEVATIONS MAY CHANGE; REFER TO CURRENT ELEVATION TABLE

CHEMICAL ANALYSIS

BEDROCK LOG 17324-01.GPJ CRA_CORP.GDT 12/23/08

STRATIGRAPHIC AND INSTRUMENTATION LOG (BEDROCK)

PROJECT NAME: GM MANUAL TRANSMISSIONS OF MUNCIE
PROJECT NUMBER: 17324-01
CLIENT: GENERAL MOTORS CORPORATION
LOCATION: MUNCIE, INDIANA

HOLE DESIGNATION: SB-56
DATE COMPLETED: November 18, 2008
DRILLING METHOD: DPT
FIELD PERSONNEL: N. HILL

DEPTH ft BGS	STRATIGRAPHIC DESCRIPTION & REMARKS	DEPTH ft BGS	MONITOR INSTALLATION	RUN NUMBER	CORE RECOVERY %	RQD %
0	FILL, rubble and clay					
5.10	SM, SILTY SAND, with clay, compact, medium grained, reddish brown, moist		BENTONITE			
8.70	ML, SILT, with clay, firm, low, brown, moist					
10.00	END OF BOREHOLE @ 10.0ft BGS					

2 4 6 8 10 12 14 16 18 20 22 24 26 28 30 32 34

NOTES: MEASURING POINT ELEVATIONS MAY CHANGE; REFER TO CURRENT ELEVATION TABLE

CHEMICAL ANALYSIS ( )

BEDROCK LOG 17324-01.GPJ CRA_CORP.GDT 12/23/08

STRATIGRAPHIC AND INSTRUMENTATION LOG (BEDROCK)

PROJECT NAME: GM MANUAL TRANSMISSIONS OF MUNCIE
PROJECT NUMBER: 17324-01
CLIENT: GENERAL MOTORS CORPORATION
LOCATION: MUNCIE, INDIANA

HOLE DESIGNATION: SB-57
DATE COMPLETED: November 18, 2008
DRILLING METHOD: DPT
FIELD PERSONNEL: N. HILL

DEPTH ft BGS	STRATIGRAPHIC DESCRIPTION & REMARKS	DEPTH ft BGS	MONITOR INSTALLATION	RUN NUMBER	CORE RECOVERY %	RQD %
0	FILL, rubble and clay					
5.00	ML, CLAYEY SILT, trace sand, trace gravel, firm, low plasticity, moist, dark greenish gray, moist, petroleum odor	5.00	BENTONITE			
8	- slight odor, brownish gray, slight greenish discoloration at 8.1ft BGS					
10	END OF BOREHOLE @ 10.0ft BGS	10.00				

NOTES: MEASURING POINT ELEVATIONS MAY CHANGE; REFER TO CURRENT ELEVATION TABLE

BEDROCK LOG 17324-01.GPJ CRA_CORP.GDT 12/23/08

STRATIGRAPHIC AND INSTRUMENTATION LOG (BEDROCK)

PROJECT NAME: GM MANUAL TRANSMISSIONS OF MUNCIE
PROJECT NUMBER: 17324-01
CLIENT: GENERAL MOTORS CORPORATION
LOCATION: MUNCIE, INDIANA

HOLE DESIGNATION: SB-58
DATE COMPLETED: November 18, 2008
DRILLING METHOD: DPT
FIELD PERSONNEL: N. HILL

DEPTH ft BGS	STRATIGRAPHIC DESCRIPTION & REMARKS	DEPTH ft BGS	MONITOR INSTALLATION	RUN NUMBER	CORE RECOVERY %	RQD %
0	FILL, rubble and clay					
5.30	SM, SILTY SAND, with clay, compact, medium, dark greenish gray, moist, petroleum		BENTONITE			
8	- no odor, brown/gray at 8.2ft BGS					
10	END OF BOREHOLE @ 10.0ft BGS	10.00				

2 4 6 8 10 12 14 16 18 20 22 24 26 28 30 32 34

NOTES: MEASURING POINT ELEVATIONS MAY CHANGE; REFER TO CURRENT ELEVATION TABLE

CHEMICAL ANALYSIS

BEDROCK LOG 17324-01.GPJ CRA_CORP.GDT 12/23/08

STRATIGRAPHIC AND INSTRUMENTATION LOG (BEDROCK)

PROJECT NAME: GM MANUAL TRANSMISSIONS OF MUNCIE
PROJECT NUMBER: 17324-01
CLIENT: GENERAL MOTORS CORPORATION
LOCATION: MUNCIE, INDIANA

HOLE DESIGNATION: SB-59
DATE COMPLETED: November 18, 2008
DRILLING METHOD: DPT
FIELD PERSONNEL: N. HILL

DEPTH ft BGS	STRATIGRAPHIC DESCRIPTION & REMARKS	DEPTH ft BGS	MONITOR INSTALLATION	RUN NUMBER	CORE RECOVERY %	RQD %
0	FILL, rubble and clay					
2	- black discoloration, petroleum odor at 1.8ft BGS					
4						
5.50		5.50	BENTONITE			
6	SM, SILTY SAND, compact, medium, moist, brown	6.20				
	- black/green discoloration seam at 6.3ft BGS					
8	ML, CLAYEY SILT, firm, trace sand, low, brown, moist					
10	END OF BOREHOLE @ 10.0ft BGS	10.00				
12						
14						
16						
18						
20						
22						
24						
26						
28						
30						
32						
34						

NOTES: MEASURING POINT ELEVATIONS MAY CHANGE; REFER TO CURRENT ELEVATION TABLE

BEDROCK LOG 17324-01.GPJ CRA_CORP.GDT 12/23/08

STRATIGRAPHIC AND INSTRUMENTATION LOG (BEDROCK)

PROJECT NAME: GM MANUAL TRANSMISSIONS OF MUNCIE
PROJECT NUMBER: 17324-01
CLIENT: GENERAL MOTORS CORPORATION
LOCATION: MUNCIE, INDIANA

HOLE DESIGNATION: SB-60
DATE COMPLETED: November 18, 2008
DRILLING METHOD: DPT
FIELD PERSONNEL: N. HILL

DEPTH ft BGS	STRATIGRAPHIC DESCRIPTION & REMARKS	DEPTH ft BGS	MONITOR INSTALLATION	RUN NUMBER	CORE RECOVERY %	RQD %
0	FILL, clay and rubble					
5.50	CL, CLAY, with silt, trace sand and gravel, firm, low plasticity, dry, platey light brown		BENTONITE			
9.50	ML, SILT, with clay, firm, low plasticity, brown, moist					
10.00	END OF BOREHOLE @ 10.0ft BGS					

2 4 6 8 10 12 14 16 18 20 22 24 26 28 30 32 34

NOTES: MEASURING POINT ELEVATIONS MAY CHANGE; REFER TO CURRENT ELEVATION TABLE

CHEMICAL ANALYSIS

BEDROCK LOG 17324-01.GPJ CRA_CORP.GDT 12/23/08

STRATIGRAPHIC AND INSTRUMENTATION LOG (BEDROCK)

PROJECT NAME: GM MANUAL TRANSMISSIONS OF MUNCIE
PROJECT NUMBER: 17324-01
CLIENT: GENERAL MOTORS CORPORATION
LOCATION: MUNCIE, INDIANA

HOLE DESIGNATION: SB-61
DATE COMPLETED: November 18, 2008
DRILLING METHOD: DPT
FIELD PERSONNEL: N. HILL

DEPTH ft BGS	STRATIGRAPHIC DESCRIPTION & REMARKS	DEPTH ft BGS	MONITOR INSTALLATION	RUN NUMBER	CORE RECOVERY %	RQD %
0	FILL, clay and rubble					
5.40	SL, SAND, loose, medium, brown, dry		BENTONITE			
10.00	END OF BOREHOLE @ 10.0ft BGS					

NOTES: MEASURING POINT ELEVATIONS MAY CHANGE; REFER TO CURRENT ELEVATION TABLE

CHEMICAL ANALYSIS (◯)

BEDROCK LOG 17324-01.GPJ CRA_CORP.GDT 12/23/08

STRATIGRAPHIC AND INSTRUMENTATION LOG (BEDROCK)

PROJECT NAME: GM MANUAL TRANSMISSIONS OF MUNCIE
PROJECT NUMBER: 17324-01
CLIENT: GENERAL MOTORS CORPORATION
LOCATION: MUNCIE, INDIANA

HOLE DESIGNATION: SB-62
DATE COMPLETED: November 20, 2008
DRILLING METHOD: DPT
FIELD PERSONNEL: N. HILL

DEPTH ft BGS	STRATIGRAPHIC DESCRIPTION & REMARKS	DEPTH ft BGS	MONITOR INSTALLATION	RUN NUMBER	CORE RECOVERY %	RQD %
0	FILL, rubble and gravel					
3.00	ML, SILT, with sand, dense clay, firm, no plasticity, light brown, moist		BENTONITE			
10	- wet at 9.5ft BGS					
10.00	END OF BOREHOLE @ 10.0ft BGS					

NOTES: MEASURING POINT ELEVATIONS MAY CHANGE; REFER TO CURRENT ELEVATION TABLE

CHEMICAL ANALYSIS

BEDROCK LOG 17324-01.GPJ CRA_CORP.GDT 12/23/08

STRATIGRAPHIC AND INSTRUMENTATION LOG (BEDROCK)

PROJECT NAME: GM MANUAL TRANSMISSIONS OF MUNCIE
PROJECT NUMBER: 17324-01
CLIENT: GENERAL MOTORS CORPORATION
LOCATION: MUNCIE, INDIANA

HOLE DESIGNATION: SB-63
DATE COMPLETED: November 20, 2008
DRILLING METHOD: DPT
FIELD PERSONNEL: N. HILL

DEPTH ft BGS	STRATIGRAPHIC DESCRIPTION & REMARKS	DEPTH ft BGS	MONITOR INSTALLATION	RUN NUMBER	CORE RECOVERY %	RQD %
0	FILL, rubble and gravel	1.50				
2	CH, CLAY, with gravel, firm, high plasticity, dark brown, moist					
4						
6	- sandy, oxidized, reddish color at 6.0ft BGS		BENTONITE			
8	- saturated, stiff, light brown at 8.5ft BGS					
10	END OF BOREHOLE @ 10.0ft BGS	10.00				
12						
14						
16						
18						
20						
22						
24						
26						
28						
30						
32						
34						

NOTES: MEASURING POINT ELEVATIONS MAY CHANGE; REFER TO CURRENT ELEVATION TABLE

CHEMICAL ANALYSIS

BEDROCK LOG 17324-01.GPJ CRA_CORP.GDT 12/23/08

STRATIGRAPHIC AND INSTRUMENTATION LOG (BEDROCK)

PROJECT NAME: GM MANUAL TRANSMISSIONS OF MUNCIE
PROJECT NUMBER: 17324-01
CLIENT: GENERAL MOTORS CORPORATION
LOCATION: MUNCIE, INDIANA

HOLE DESIGNATION: SB-64
DATE COMPLETED: November 20, 2008
DRILLING METHOD: DPT
FIELD PERSONNEL: N. HILL

DEPTH ft BGS	STRATIGRAPHIC DESCRIPTION & REMARKS	DEPTH ft BGS	MONITOR INSTALLATION	RUN NUMBER	CORE RECOVERY %	RQD %
0	FILL					
2	CH, CLAY, sandy, silty, with gravel, firm, high, dark reddish brown, moist	2.50	BENTONITE			
8		9.00				
10	SC, SAND, wet, brown, loose	10.00				
	END OF BOREHOLE @ 10.0ft BGS					

NOTES: MEASURING POINT ELEVATIONS MAY CHANGE; REFER TO CURRENT ELEVATION TABLE

CHEMICAL ANALYSIS

BEDROCK LOG 17324-01.GPJ CRA_CORP.GDT 12/23/08

STRATIGRAPHIC AND INSTRUMENTATION LOG (BEDROCK)

PROJECT NAME: GM MANUAL TRANSMISSIONS OF MUNCIE
PROJECT NUMBER: 17324-01
CLIENT: GENERAL MOTORS CORPORATION
LOCATION: MUNCIE, INDIANA

HOLE DESIGNATION: SB-65
DATE COMPLETED: November 20, 2008
DRILLING METHOD: DPT
FIELD PERSONNEL: N. HILL

DEPTH ft BGS	STRATIGRAPHIC DESCRIPTION & REMARKS	DEPTH ft BGS	MONITOR INSTALLATION	RUN NUMBER	CORE RECOVERY %	RQD %
0	FILL					
5	CL, SANDY, silty, clay, firm, los plasticity, dark brown, moist - light brown at 6.8ft BGS - dark greenish gray, black discoloration, petroleum odor at 7.0ft BGS - light brown, no odor at 8.0ft BGS	5.00	BENTONITE			
10	END OF BOREHOLE @ 10.0ft BGS	10.00				

NOTES: MEASURING POINT ELEVATIONS MAY CHANGE; REFER TO CURRENT ELEVATION TABLE

BEDROCK LOG 17324-01.GPJ CRA_CORP.GDT 12/23/08

STRATIGRAPHIC AND INSTRUMENTATION LOG (BEDROCK)

PROJECT NAME: GM MANUAL TRANSMISSIONS OF MUNCIE
PROJECT NUMBER: 17324-01
CLIENT: GENERAL MOTORS CORPORATION
LOCATION: MUNCIE, INDIANA

HOLE DESIGNATION: SB-66
DATE COMPLETED: November 20, 2008
DRILLING METHOD: DPT
FIELD PERSONNEL: N. HILL

DEPTH ft BGS	STRATIGRAPHIC DESCRIPTION & REMARKS	DEPTH ft BGS	MONITOR INSTALLATION	RUN NUMBER	CORE RECOVERY %	RQD %
0	FILL					
5.00	MH, SILT, with sand, firm, low plasticity, dark reddish brown, moist - dark greenish gray, black discoloration, ??? odor at 6.5ft BGS - light brown, no odor at 7.2ft BGS		BENTONITE			
10.00	END OF BOREHOLE @ 10.0ft BGS					

NOTES: MEASURING POINT ELEVATIONS MAY CHANGE; REFER TO CURRENT ELEVATION TABLE

BEDROCK LOG 17324-01.GPJ CRA_CORP.GDT 12/23/08

STRATIGRAPHIC AND INSTRUMENTATION LOG (BEDROCK)

PROJECT NAME: GM MANUAL TRANSMISSIONS OF MUNCIE
PROJECT NUMBER: 17324-01
CLIENT: GENERAL MOTORS CORPORATION
LOCATION: MUNCIE, INDIANA

HOLE DESIGNATION: SB-67
DATE COMPLETED: November 20, 2008
DRILLING METHOD: DPT
FIELD PERSONNEL: N. HILL

DEPTH ft BGS	STRATIGRAPHIC DESCRIPTION & REMARKS	DEPTH ft BGS	MONITOR INSTALLATION	RUN NUMBER	CORE RECOVERY %	RQD %
0	FILL					
6	SM, SAND, with silt, compact, fine grained, brown, moist	5.80				
8	CH, CLAY, brown, moist, ???, firm, with sand	8.20				
10	END OF BOREHOLE @ 10.0ft BGS	10.00				

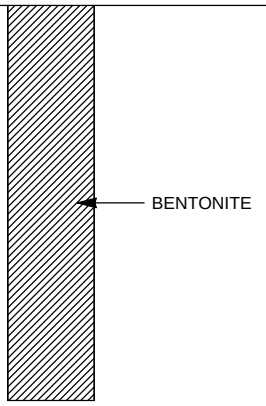

NOTES: MEASURING POINT ELEVATIONS MAY CHANGE; REFER TO CURRENT ELEVATION TABLE

CHEMICAL ANALYSIS

BEDROCK LOG 17324-01.GPJ CRA_CORP.GDT 12/23/08

STRATIGRAPHIC AND INSTRUMENTATION LOG (BEDROCK)

PROJECT NAME: GM MANUAL TRANSMISSIONS OF MUNCIE
PROJECT NUMBER: 17324-01
CLIENT: GENERAL MOTORS CORPORATION
LOCATION: MUNCIE, INDIANA

HOLE DESIGNATION: SB-68
DATE COMPLETED: November 20, 2008
DRILLING METHOD: DPT
FIELD PERSONNEL: N. HILL

DEPTH ft BGS	STRATIGRAPHIC DESCRIPTION & REMARKS	DEPTH ft BGS	MONITOR INSTALLATION	RUN NUMBER	CORE RECOVERY %	RQD %
0	FILL		BENTONITE			
8.50	MH, SILT, sandy, firm, no plasticity, dark reddish brown, moist					
10.00	END OF BOREHOLE @ 10.0ft BGS					

2 4 6 8 10 12 14 16 18 20 22 24 26 28 30 32 34

NOTES: MEASURING POINT ELEVATIONS MAY CHANGE; REFER TO CURRENT ELEVATION TABLE

CHEMICAL ANALYSIS

BEDROCK LOG 17324-01.GPJ CRA_CORP.GDT 12/23/08

STRATIGRAPHIC AND INSTRUMENTATION LOG (OVERBURDEN)

PROJECT NAME: FORMER GM MANUAL TRANSMISSIONS OF MUNCIE
BOREHOLE DESIGNATION: A-1
PROJECT NUMBER: 17324
DATE COMPLETED: November 18, 2008
CLIENT: GENERAL MOTORS CORPORATION
DRILLING METHOD: Direct Push Technology
LOCATION: MUNCIE, INDIANA
FIELD PERSONNEL: Joe Phillips

DEPTH ft BGS	STRATIGRAPHIC DESCRIPTION & REMARKS	DEPTH ft BGS	BACKFILL DETAILS	SAMPLE NUMBER	SAMPLE INTERVAL	SAMPLE REC (%)	SAMPLE 'N' VALUE	SAMPLE PID (ppm)
	ASPHALT and fill	0.50						0
	CH-CLAY, firm, high plasticity, reddish brown, moist, iron staining, vertical fractures, trace fine gravel			28				0
2			BENTONITE					
4								0
	END OF BOREHOLE @ 5.0ft BGS	5.00						
6								
8								
10								
12								
14								
16								
18								

NOTES: MEASURING POINT ELEVATIONS MAY CHANGE; REFER TO CURRENT ELEVATION TABLE

CHEMICAL ANALYSIS (28)

OVERBURDEN LOG 17324-T06-AOI31-SC.GPJ CRA_CORP.GDT 4/26/11

STRATIGRAPHIC AND INSTRUMENTATION LOG (OVERBURDEN)

PROJECT NAME: FORMER GM MANUAL TRANSMISSIONS OF MUNCIE
BOREHOLE DESIGNATION: A-2
PROJECT NUMBER: 17324
DATE COMPLETED: November 18, 2008
CLIENT: GENERAL MOTORS CORPORATION
DRILLING METHOD: Direct Push Technology
LOCATION: MUNCIE, INDIANA
FIELD PERSONNEL: Joe Phillips

DEPTH ft BGS	STRATIGRAPHIC DESCRIPTION & REMARKS	DEPTH ft BGS	BACKFILL DETAILS	SAMPLE NUMBER	SAMPLE INTERVAL	SAMPLE REC (%)	SAMPLE 'N' VALUE	SAMPLE PID (ppm)
	ASPHALT and fill			29				0
	CH-CLAY, firm, high plasticity, brown, moist, iron staining, vertical fractures	0.70		30				0
2			BENTONITE					
4								0
	END OF BOREHOLE @ 5.0ft BGS	5.00						
6								
8								
10								
12								
14								
16								
18								

NOTES: MEASURING POINT ELEVATIONS MAY CHANGE; REFER TO CURRENT ELEVATION TABLE

CHEMICAL ANALYSIS ( )

OVERBURDEN LOG 17324-T06-AOI31-SC.GPJ CRA_CORP.GDT 4/26/11

STRATIGRAPHIC AND INSTRUMENTATION LOG (OVERBURDEN)

PROJECT NAME: FORMER GM MANUAL TRANSMISSIONS OF MUNCIE
BOREHOLE DESIGNATION: AA-1
PROJECT NUMBER: 17324
DATE COMPLETED: November 19, 2008
CLIENT: GENERAL MOTORS CORPORATION
DRILLING METHOD: Direct Push Technology
LOCATION: MUNCIE, INDIANA
FIELD PERSONNEL: Nick Hill

DEPTH ft BGS	STRATIGRAPHIC DESCRIPTION & REMARKS	DEPTH ft BGS	BACKFILL DETAILS	SAMPLE NUMBER	SAMPLE INTERVAL	SAMPLE REC (%)	SAMPLE 'N' VALUE	SAMPLE PID (ppm)
	ASPHALT and fill	0.30						
	CH-CLAY with sand and silt, firm, high plasticity, reddish brown, moist - soft, sandy, wet, trace gravel at 1.1ft BGS			20				0
2	- firm, moist at 2.0ft BGS		BENTONITE					
4								0
	END OF BOREHOLE @ 5.0ft BGS	5.00						
6								
8								
10								
12								
14								
16								
18								

NOTES: MEASURING POINT ELEVATIONS MAY CHANGE; REFER TO CURRENT ELEVATION TABLE

CHEMICAL ANALYSIS (20)

OVERBURDEN LOG 17324-T06-AOI31-SC.GPJ CRA_CORP.GDT 4/26/11

STRATIGRAPHIC AND INSTRUMENTATION LOG (OVERBURDEN)

PROJECT NAME: FORMER GM MANUAL TRANSMISSIONS OF MUNCIE
BOREHOLE DESIGNATION: AA-2
PROJECT NUMBER: 17324
DATE COMPLETED: November 19, 2008
CLIENT: GENERAL MOTORS CORPORATION
DRILLING METHOD: Direct Push Technology
LOCATION: MUNCIE, INDIANA
FIELD PERSONNEL: Nick Hill

DEPTH ft BGS	STRATIGRAPHIC DESCRIPTION & REMARKS	DEPTH ft BGS	BACKFILL DETAILS	SAMPLE NUMBER	SAMPLE INTERVAL	SAMPLE REC (%)	SAMPLE 'N' VALUE	SAMPLE PID (ppm)
0	ASPHALT and fill	0.50						
	CH-CLAY with sand and silt, firm, high plasticity, reddish brown, moist, trace gravel			20				0
2			BENTONITE					
4								0
	END OF BOREHOLE @ 5.0ft BGS	5.00						
6								
8								
10								
12								
14								
16								
18								

NOTES: MEASURING POINT ELEVATIONS MAY CHANGE; REFER TO CURRENT ELEVATION TABLE

CHEMICAL ANALYSIS (20)

OVERBURDEN LOG 17324-T06-AOI31-SC.GPJ CRA_CORP.GDT 4/26/11

STRATIGRAPHIC AND INSTRUMENTATION LOG (OVERBURDEN)

PROJECT NAME: FORMER GM MANUAL TRANSMISSIONS OF MUNCIE
BOREHOLE DESIGNATION: AA-3
PROJECT NUMBER: 17324
DATE COMPLETED: November 19, 2008
CLIENT: GENERAL MOTORS CORPORATION
DRILLING METHOD: Direct Push Technology
LOCATION: MUNCIE, INDIANA
FIELD PERSONNEL: Nick Hill

DEPTH ft BGS	STRATIGRAPHIC DESCRIPTION & REMARKS	DEPTH ft BGS	BACKFILL DETAILS	SAMPLE NUMBER	SAMPLE INTERVAL	SAMPLE REC (%)	SAMPLE 'N' VALUE	SAMPLE PID (ppm)
0	ASPHALT and fill	0.40						
	CH-CLAY with sand, firm, high plasticity, reddish brown, moist, trace gravel			20				0
2			BENTONITE					
4								0
	END OF BOREHOLE @ 5.0ft BGS	5.00						
6								
8								
10								
12								
14								
16								
18								

NOTES: MEASURING POINT ELEVATIONS MAY CHANGE; REFER TO CURRENT ELEVATION TABLE

CHEMICAL ANALYSIS (20)

OVERBURDEN LOG 17324-T06-AOI31-SC.GPJ CRA_CORP.GDT 4/26/11

STRATIGRAPHIC AND INSTRUMENTATION LOG (OVERBURDEN)

PROJECT NAME: FORMER GM MANUAL TRANSMISSIONS OF MUNCIE
BOREHOLE DESIGNATION: AA-4
PROJECT NUMBER: 17324
DATE COMPLETED: November 19, 2008
CLIENT: GENERAL MOTORS CORPORATION
DRILLING METHOD: Direct Push Technology
LOCATION: MUNCIE, INDIANA
FIELD PERSONNEL: Nick Hill

DEPTH ft BGS	STRATIGRAPHIC DESCRIPTION & REMARKS	DEPTH ft BGS	BACKFILL DETAILS	SAMPLE NUMBER	SAMPLE INTERVAL	SAMPLE REC (%)	SAMPLE 'N' VALUE	SAMPLE PID (ppm)
0	ASPHALT and fill	0.40		19				0.1
	CH-CLAY with silt and sand, soft, high plasticity, dark brown, wet							
	- firm, reddish brown, moist at 1.5ft BGS			20				
2			BENTONITE					
4								0.1
	END OF BOREHOLE @ 5.0ft BGS	5.00						
6								
8								
10								
12								
14								
16								
18								

NOTES: MEASURING POINT ELEVATIONS MAY CHANGE; REFER TO CURRENT ELEVATION TABLE

CHEMICAL ANALYSIS (20)

OVERBURDEN LOG 17324-T06-AOI31-SC.GPJ CRA_CORP.GDT 4/26/11

STRATIGRAPHIC AND INSTRUMENTATION LOG (OVERBURDEN)

PROJECT NAME: FORMER GM MANUAL TRANSMISSIONS OF MUNCIE
BOREHOLE DESIGNATION: B-1
PROJECT NUMBER: 17324
DATE COMPLETED: November 18, 2008
CLIENT: GENERAL MOTORS CORPORATION
DRILLING METHOD: Direct Push Technology
LOCATION: MUNCIE, INDIANA
FIELD PERSONNEL: Joe Phillips

DEPTH ft BGS	STRATIGRAPHIC DESCRIPTION & REMARKS	DEPTH ft BGS	BACKFILL DETAILS	SAMPLE NUMBER	SAMPLE INTERVAL	SAMPLE REC (%)	SAMPLE 'N' VALUE	SAMPLE PID (ppm)
0	ASPHALT and fill	0.50		27				0
	CH-CLAY, firm, high plasticity, brown, moist, iron staining, vertical fractures, trace fine gravel			28				0
2			BENTONITE					0
4								
	END OF BOREHOLE @ 5.0ft BGS	5.00						
6								
8								
10								
12								
14								
16								
18								

NOTES: MEASURING POINT ELEVATIONS MAY CHANGE; REFER TO CURRENT ELEVATION TABLE

CHEMICAL ANALYSIS (27)

OVERBURDEN LOG 17324-T06-AOI31-SC.GPJ CRA_CORP.GDT 4/26/11

STRATIGRAPHIC AND INSTRUMENTATION LOG (OVERBURDEN)

PROJECT NAME: FORMER GM MANUAL TRANSMISSIONS OF MUNCIE
BOREHOLE DESIGNATION: B-2
PROJECT NUMBER: 17324
DATE COMPLETED: November 18, 2008
CLIENT: GENERAL MOTORS CORPORATION
DRILLING METHOD: Direct Push Technology
LOCATION: MUNCIE, INDIANA
FIELD PERSONNEL: Joe Phillips

DEPTH ft BGS	STRATIGRAPHIC DESCRIPTION & REMARKS	DEPTH ft BGS	BACKFILL DETAILS	SAMPLE NUMBER	SAMPLE INTERVAL	SAMPLE REC (%)	SAMPLE 'N' VALUE	SAMPLE PID (ppm)
	ASPHALT and fill							0
	CH-CLAY, firm, soft, high plasticity, brown, iron staining, vertical fractures	0.90		30				0
2			BENTONITE					
4								0
	END OF BOREHOLE @ 5.0ft BGS	5.00						
6								
8								
10								
12								
14								
16								
18								

NOTES: MEASURING POINT ELEVATIONS MAY CHANGE; REFER TO CURRENT ELEVATION TABLE

CHEMICAL ANALYSIS (30)

OVERBURDEN LOG 17324-T06-AOI31-SC.GPJ CRA_CORP.GDT 4/26/11

STRATIGRAPHIC AND INSTRUMENTATION LOG (OVERBURDEN)

PROJECT NAME: FORMER GM MANUAL TRANSMISSIONS OF MUNCIE
BOREHOLE DESIGNATION: B-3
PROJECT NUMBER: 17324
DATE COMPLETED: November 18, 2008
CLIENT: GENERAL MOTORS CORPORATION
DRILLING METHOD: Direct Push Technology
LOCATION: MUNCIE, INDIANA
FIELD PERSONNEL: Joe Phillips

DEPTH ft BGS	STRATIGRAPHIC DESCRIPTION & REMARKS	DEPTH ft BGS	BACKFILL DETAILS	SAMPLE NUMBER	SAMPLE INTERVAL	SAMPLE REC (%)	SAMPLE 'N' VALUE	SAMPLE PID (ppm)
0	ASPHALT and fill	0.60						0
	CH-CLAY, firm, high plasticity, brown, moist, iron staining, vertical fractures			30				0
2			BENTONITE					
4								0
	END OF BOREHOLE @ 5.0ft BGS	5.00						
6								
8								
10								
12								
14								
16								
18								

NOTES: MEASURING POINT ELEVATIONS MAY CHANGE; REFER TO CURRENT ELEVATION TABLE

CHEMICAL ANALYSIS (30)

OVERBURDEN LOG 17324-T06-AOI31-SC.GPJ CRA_CORP.GDT 4/26/11

STRATIGRAPHIC AND INSTRUMENTATION LOG (OVERBURDEN)

PROJECT NAME: FORMER GM MANUAL TRANSMISSIONS OF MUNCIE — BOREHOLE DESIGNATION: BB-1

PROJECT NUMBER: 17324 — DATE COMPLETED: November 20, 2008

CLIENT: GENERAL MOTORS CORPORATION — DRILLING METHOD: Direct Push Technology

LOCATION: MUNCIE, INDIANA — FIELD PERSONNEL: Joe Phillips

DEPTH ft BGS	STRATIGRAPHIC DESCRIPTION & REMARKS	DEPTH ft BGS	BACKFILL DETAILS	SAMPLE NUMBER	SAMPLE INTERVAL	SAMPLE REC (%)	SAMPLE 'N' VALUE	SAMPLE PID (ppm)
0	ASPHALT and fill			55				0
	SW-SILTY SAND, fine to coarse, slightly compact, no plasticity, brown, moist	1.00		56				0
2			BENTONITE					
4								0
	END OF BOREHOLE @ 5.0ft BGS	5.00						
6								
8								
10								
12								
14								
16								
18								

NOTES: MEASURING POINT ELEVATIONS MAY CHANGE; REFER TO CURRENT ELEVATION TABLE

CHEMICAL ANALYSIS ( )

OVERBURDEN LOG 17324-T06-AOI31-SC.GPJ CRA_CORP.GDT 4/26/11

STRATIGRAPHIC AND INSTRUMENTATION LOG (OVERBURDEN)

PROJECT NAME: FORMER GM MANUAL TRANSMISSIONS OF MUNCIE
BOREHOLE DESIGNATION: BB-2
PROJECT NUMBER: 17324
DATE COMPLETED: November 20, 2008
CLIENT: GENERAL MOTORS CORPORATION
DRILLING METHOD: Direct Push Technology
LOCATION: MUNCIE, INDIANA
FIELD PERSONNEL: Joe Phillips

DEPTH ft BGS	STRATIGRAPHIC DESCRIPTION & REMARKS	DEPTH ft BGS	BACKFILL DETAILS	SAMPLE NUMBER	SAMPLE INTERVAL	SAMPLE REC (%)	SAMPLE 'N' VALUE	SAMPLE PID (ppm)
0	ASPHALT and fill							0
	CH-CLAY, firm, high plasticity, brown, moist, iron staining, trace coarse gravel	1.00		58				0
2			BENTONITE					
4								0
	END OF BOREHOLE @ 5.0ft BGS	5.00						
6								
8								
10								
12								
14								
16								
18								

NOTES: MEASURING POINT ELEVATIONS MAY CHANGE; REFER TO CURRENT ELEVATION TABLE

CHEMICAL ANALYSIS (58)

OVERBURDEN LOG 17324-T06-AOI31-SC.GPJ CRA_CORP.GDT 4/26/11

STRATIGRAPHIC AND INSTRUMENTATION LOG (OVERBURDEN)

PROJECT NAME: FORMER GM MANUAL TRANSMISSIONS OF MUNCIE
BOREHOLE DESIGNATION: BB-3

PROJECT NUMBER: 17324
DATE COMPLETED: November 20, 2008

CLIENT: GENERAL MOTORS CORPORATION
DRILLING METHOD: Direct Push Technology

LOCATION: MUNCIE, INDIANA
FIELD PERSONNEL: Joe Phillips

DEPTH ft BGS	STRATIGRAPHIC DESCRIPTION & REMARKS	DEPTH ft BGS	BACKFILL DETAILS	SAMPLE NUMBER	SAMPLE INTERVAL	SAMPLE REC (%)	SAMPLE 'N' VALUE	SAMPLE PID (ppm)
0	ASPHALT and fill							0
	CH-CLAY, firm, high plasticity, brown, moist, iron staining, vertical fractures	0.80		58				0
2			BENTONITE					
4								0
	END OF BOREHOLE @ 5.0ft BGS	5.00						
6								
8								
10								
12								
14								
16								
18								

NOTES: MEASURING POINT ELEVATIONS MAY CHANGE; REFER TO CURRENT ELEVATION TABLE

CHEMICAL ANALYSIS (58)

OVERBURDEN LOG 17324-T06-AOI31-SC.GPJ CRA_CORP.GDT 4/26/11

STRATIGRAPHIC AND INSTRUMENTATION LOG (OVERBURDEN)

PROJECT NAME: FORMER GM MANUAL TRANSMISSIONS OF MUNCIE
BOREHOLE DESIGNATION: BB-4
PROJECT NUMBER: 17324
DATE COMPLETED: November 20, 2008
CLIENT: GENERAL MOTORS CORPORATION
DRILLING METHOD: Direct Push Technology
LOCATION: MUNCIE, INDIANA
FIELD PERSONNEL: Joe Phillips

DEPTH ft BGS	STRATIGRAPHIC DESCRIPTION & REMARKS	DEPTH ft BGS	BACKFILL DETAILS	SAMPLE NUMBER	SAMPLE INTERVAL	SAMPLE REC (%)	SAMPLE 'N' VALUE	SAMPLE PID (ppm)
	ASPHALT and fill			57				0
	SW-SAND, fine to coarse, slightly compact, no plasticity, black, moist	1.00						
2	CH-CLAY, firm, high plasticity, gray, moist, trace coarse sand	1.30		58				0
			BENTONITE					
4								0
	END OF BOREHOLE @ 5.0ft BGS	5.00						
6								
8								
10								
12								
14								
16								
18								

NOTES: MEASURING POINT ELEVATIONS MAY CHANGE; REFER TO CURRENT ELEVATION TABLE

CHEMICAL ANALYSIS (57, 58)

OVERBURDEN LOG 17324-T06-AOI31-SC.GPJ CRA_CORP.GDT 4/26/11

STRATIGRAPHIC AND INSTRUMENTATION LOG (OVERBURDEN)

PROJECT NAME: FORMER GM MANUAL TRANSMISSIONS OF MUNCIE
BOREHOLE DESIGNATION: C-1
PROJECT NUMBER: 17324
DATE COMPLETED: November 18, 2008
CLIENT: GENERAL MOTORS CORPORATION
DRILLING METHOD: Direct Push Technology
LOCATION: MUNCIE, INDIANA
FIELD PERSONNEL: Joe Phillips

DEPTH ft BGS	STRATIGRAPHIC DESCRIPTION & REMARKS	DEPTH ft BGS	BACKFILL DETAILS	SAMPLE NUMBER	SAMPLE INTERVAL	SAMPLE REC (%)	SAMPLE 'N' VALUE	SAMPLE PID (ppm)
0	GRAVEL-fill							0
	CH-CLAY, firm, high plasticity, moist, iron staining, vertical fractures	0.60		28				0
2	- trace fine gravel and coarse sand at 2.0ft BGS		BENTONITE					0
4								
	END OF BOREHOLE @ 5.0ft BGS	5.00						
6								
8								
10								
12								
14								
16								
18								

NOTES: MEASURING POINT ELEVATIONS MAY CHANGE; REFER TO CURRENT ELEVATION TABLE

CHEMICAL ANALYSIS (28)

OVERBURDEN LOG 17324-T06-AOI31-SC.GPJ CRA_CORP.GDT 4/26/11

STRATIGRAPHIC AND INSTRUMENTATION LOG (OVERBURDEN)

PROJECT NAME: FORMER GM MANUAL TRANSMISSIONS OF MUNCIE
BOREHOLE DESIGNATION: CC-1

PROJECT NUMBER: 17324
DATE COMPLETED: November 20, 2008

CLIENT: GENERAL MOTORS CORPORATION
DRILLING METHOD: Direct Push Technology

LOCATION: MUNCIE, INDIANA
FIELD PERSONNEL: Joe Phillips

DEPTH ft BGS	STRATIGRAPHIC DESCRIPTION & REMARKS	DEPTH ft BGS	BACKFILL DETAILS	SAMPLE NUMBER	SAMPLE INTERVAL	SAMPLE REC (%)	SAMPLE 'N' VALUE	SAMPLE PID (ppm)
0	ASPHALT and fill							0
	CL-CLAY with silt, firm, low to medium plasticity, dark brown, moist, iron staining	1.00		56				0
2			BENTONITE					
4								0
	END OF BOREHOLE @ 5.0ft BGS	5.00						
6								
8								
10								
12								
14								
16								
18								

NOTES: MEASURING POINT ELEVATIONS MAY CHANGE; REFER TO CURRENT ELEVATION TABLE

CHEMICAL ANALYSIS (56)

OVERBURDEN LOG 17324-T06-AOI31-SC.GPJ CRA_CORP.GDT 4/26/11

STRATIGRAPHIC AND INSTRUMENTATION LOG (OVERBURDEN)

PROJECT NAME: FORMER GM MANUAL TRANSMISSIONS OF MUNCIE
BOREHOLE DESIGNATION: CC-2
PROJECT NUMBER: 17324
DATE COMPLETED: November 20, 2008
CLIENT: GENERAL MOTORS CORPORATION
DRILLING METHOD: Direct Push Technology
LOCATION: MUNCIE, INDIANA
FIELD PERSONNEL: Joe Phillips

DEPTH ft BGS	STRATIGRAPHIC DESCRIPTION & REMARKS	DEPTH ft BGS	BACKFILL DETAILS	SAMPLE NUMBER	SAMPLE INTERVAL	SAMPLE REC (%)	SAMPLE 'N' VALUE	SAMPLE PID (ppm)
	ASPHALT and fill							0
	SM-SILTY SAND, fine, slightly compact, no plasticity, brown, moist	0.80		56				0
2	CH-CLAY, firm, high plasticity, dark brown, moist	1.50	BENTONITE					
4								0
	END OF BOREHOLE @ 5.0ft BGS	5.00						
6								
8								
10								
12								
14								
16								
18								

NOTES: MEASURING POINT ELEVATIONS MAY CHANGE; REFER TO CURRENT ELEVATION TABLE

CHEMICAL ANALYSIS (56)

OVERBURDEN LOG 17324-T06-AOI31-SC.GPJ CRA_CORP.GDT 4/26/11

STRATIGRAPHIC AND INSTRUMENTATION LOG (OVERBURDEN)

PROJECT NAME: FORMER GM MANUAL TRANSMISSIONS OF MUNCIE
BOREHOLE DESIGNATION: CC-3
PROJECT NUMBER: 17324
DATE COMPLETED: November 20, 2008
CLIENT: GENERAL MOTORS CORPORATION
DRILLING METHOD: Direct Push Technology
LOCATION: MUNCIE, INDIANA
FIELD PERSONNEL: Joe Phillips

DEPTH ft BGS	STRATIGRAPHIC DESCRIPTION & REMARKS	DEPTH ft BGS	BACKFILL DETAILS	SAMPLE NUMBER	SAMPLE INTERVAL	SAMPLE REC (%)	SAMPLE 'N' VALUE	SAMPLE PID (ppm)
0	ASPHALT and fill			53				0
	CH-CLAY, firm, high plasticity, brown, moist with iron staining, vertical fractures	0.90		54				0
2			BENTONITE					
4								0
	END OF BOREHOLE @ 5.0ft BGS	5.00						
6								
8								
10								
12								
14								
16								
18								

NOTES: MEASURING POINT ELEVATIONS MAY CHANGE; REFER TO CURRENT ELEVATION TABLE

CHEMICAL ANALYSIS ( )

OVERBURDEN LOG 17324-T06-AOI31-SC.GPJ CRA_CORP.GDT 4/26/11

STRATIGRAPHIC AND INSTRUMENTATION LOG (OVERBURDEN)

PROJECT NAME: FORMER GM MANUAL TRANSMISSIONS OF MUNCIE
BOREHOLE DESIGNATION: CC-4
PROJECT NUMBER: 17324
DATE COMPLETED: November 20, 2008
CLIENT: GENERAL MOTORS CORPORATION
DRILLING METHOD: Direct Push Technology
LOCATION: MUNCIE, INDIANA
FIELD PERSONNEL: Joe Phillips

DEPTH ft BGS	STRATIGRAPHIC DESCRIPTION & REMARKS	DEPTH ft BGS	BACKFILL DETAILS	SAMPLE NUMBER	SAMPLE INTERVAL	SAMPLE REC (%)	SAMPLE 'N' VALUE	SAMPLE PID (ppm)
0	ASPHALT and fill	0.70		54				0
	CH-CLAY, firm, high plasticity, brown, moist, vertical fractures							0
2			BENTONITE					0
4								
	END OF BOREHOLE @ 5.0ft BGS	5.00						
6								
8								
10								
12								
14								
16								
18								

NOTES: MEASURING POINT ELEVATIONS MAY CHANGE; REFER TO CURRENT ELEVATION TABLE

CHEMICAL ANALYSIS (54)

OVERBURDEN LOG 17324-T06-AOI31-SC.GPJ CRA_CORP.GDT 4/26/11

STRATIGRAPHIC AND INSTRUMENTATION LOG (OVERBURDEN)

PROJECT NAME: FORMER GM MANUAL TRANSMISSIONS OF MUNCIE
BOREHOLE DESIGNATION: D-1
PROJECT NUMBER: 17324
DATE COMPLETED: November 18, 2008
CLIENT: GENERAL MOTORS CORPORATION
DRILLING METHOD: Direct Push Technology
LOCATION: MUNCIE, INDIANA
FIELD PERSONNEL: Joe Phillips

DEPTH ft BGS	STRATIGRAPHIC DESCRIPTION & REMARKS	DEPTH ft BGS	BACKFILL DETAILS	SAMPLE NUMBER	SAMPLE INTERVAL	SAMPLE REC (%)	SAMPLE 'N' VALUE	SAMPLE PID (ppm)
	ASPHALT and fill							0.1
	CH-CLAY, firm, high plasticity, gray, moist, iron staining	1.40	BENTONITE	22				0
2								
4								0
	END OF BOREHOLE @ 5.0ft BGS	5.00						
6								
8								
10								
12								
14								
16								
18								

NOTES: MEASURING POINT ELEVATIONS MAY CHANGE; REFER TO CURRENT ELEVATION TABLE

CHEMICAL ANALYSIS (22)

OVERBURDEN LOG 17324-T06-AOI31-SC.GPJ CRA_CORP.GDT 4/26/11

STRATIGRAPHIC AND INSTRUMENTATION LOG (OVERBURDEN)

PROJECT NAME: FORMER GM MANUAL TRANSMISSIONS OF MUNCIE
BOREHOLE DESIGNATION: D-2
PROJECT NUMBER: 17324
DATE COMPLETED: November 18, 2008
CLIENT: GENERAL MOTORS CORPORATION
DRILLING METHOD: Direct Push Technology
LOCATION: MUNCIE, INDIANA
FIELD PERSONNEL: Joe Phillips

DEPTH ft BGS	STRATIGRAPHIC DESCRIPTION & REMARKS	DEPTH ft BGS	BACKFILL DETAILS	SAMPLE NUMBER	SAMPLE INTERVAL	SAMPLE REC (%)	SAMPLE 'N' VALUE	SAMPLE PID (ppm)
0	ASPHALT	0.40		23				0
	CH-CLAY, firm, high plasticity, brown, moist, iron staining, vertical fractures			24				0
2			BENTONITE					
4								0
	END OF BOREHOLE @ 5.0ft BGS	5.00						
6								
8								
10								
12								
14								
16								
18								

NOTES: MEASURING POINT ELEVATIONS MAY CHANGE; REFER TO CURRENT ELEVATION TABLE

CHEMICAL ANALYSIS (23)

OVERBURDEN LOG 17324-T06-AOI31-SC.GPJ CRA_CORP.GDT 4/26/11

STRATIGRAPHIC AND INSTRUMENTATION LOG (OVERBURDEN)

PROJECT NAME: FORMER GM MANUAL TRANSMISSIONS OF MUNCIE
BOREHOLE DESIGNATION: D-3
PROJECT NUMBER: 17324
DATE COMPLETED: November 18, 2008
CLIENT: GENERAL MOTORS CORPORATION
DRILLING METHOD: Direct Push Technology
LOCATION: MUNCIE, INDIANA
FIELD PERSONNEL: Joe Phillips

DEPTH ft BGS	STRATIGRAPHIC DESCRIPTION & REMARKS	DEPTH ft BGS	BACKFILL DETAILS	SAMPLE NUMBER	SAMPLE INTERVAL	SAMPLE REC (%)	SAMPLE 'N' VALUE	SAMPLE PID (ppm)
0	GRAVEL-fill							0
	CH-CLAY, firm, high plasticity, gray, moist	0.80		26				0
2	- iron staining, vertical fractures at 1.6ft BGS		BENTONITE					
4								0.2
	END OF BOREHOLE @ 5.0ft BGS	5.00						
6								
8								
10								
12								
14								
16								
18								

NOTES: MEASURING POINT ELEVATIONS MAY CHANGE; REFER TO CURRENT ELEVATION TABLE

CHEMICAL ANALYSIS (oval)

OVERBURDEN LOG 17324-T06-AOI31-SC.GPJ CRA_CORP.GDT 4/26/11

STRATIGRAPHIC AND INSTRUMENTATION LOG (OVERBURDEN)

PROJECT NAME: FORMER GM MANUAL TRANSMISSIONS OF MUNCIE
BOREHOLE DESIGNATION: DD-1
PROJECT NUMBER: 17324
DATE COMPLETED: November 20, 2008
CLIENT: GENERAL MOTORS CORPORATION
DRILLING METHOD: Direct Push Technology
LOCATION: MUNCIE, INDIANA
FIELD PERSONNEL: Joe Phillips

DEPTH ft BGS	STRATIGRAPHIC DESCRIPTION & REMARKS	DEPTH ft BGS	BACKFILL DETAILS	SAMPLE NUMBER	SAMPLE INTERVAL	SAMPLE REC (%)	SAMPLE 'N' VALUE	SAMPLE PID (ppm)
0	ASPHALT and fill							0
	CH-CLAY, firm, high plasticity, brown, moist	1.00		52				0
2			BENTONITE					
4								0
	END OF BOREHOLE @ 5.0ft BGS	5.00						
6								
8								
10								
12								
14								
16								
18								

NOTES: MEASURING POINT ELEVATIONS MAY CHANGE; REFER TO CURRENT ELEVATION TABLE

CHEMICAL ANALYSIS (52)

OVERBURDEN LOG 17324-T06-AOI31-SC.GPJ CRA_CORP.GDT 4/26/11

STRATIGRAPHIC AND INSTRUMENTATION LOG (OVERBURDEN)

PROJECT NAME: FORMER GM MANUAL TRANSMISSIONS OF MUNCIE
BOREHOLE DESIGNATION: DD-2
PROJECT NUMBER: 17324
DATE COMPLETED: November 20, 2008
CLIENT: GENERAL MOTORS CORPORATION
DRILLING METHOD: Direct Push Technology
LOCATION: MUNCIE, INDIANA
FIELD PERSONNEL: Joe Phillips

DEPTH ft BGS	STRATIGRAPHIC DESCRIPTION & REMARKS	DEPTH ft BGS	BACKFILL DETAILS	SAMPLE NUMBER	SAMPLE INTERVAL	SAMPLE REC (%)	SAMPLE 'N' VALUE	SAMPLE PID (ppm)
0	ASPHALT and fill	0.50						0
	CH-CLAY, firm, high plasticity, brown, moist, trace fine gravel, trace coarse sand			52				0
2			BENTONITE					
4								0
	END OF BOREHOLE @ 5.0ft BGS	5.00						
6								
8								
10								
12								
14								
16								
18								

NOTES: MEASURING POINT ELEVATIONS MAY CHANGE; REFER TO CURRENT ELEVATION TABLE

CHEMICAL ANALYSIS (52)

OVERBURDEN LOG 17324-T06-AOI31-SC.GPJ CRA_CORP.GDT 4/26/11

STRATIGRAPHIC AND INSTRUMENTATION LOG (OVERBURDEN)

PROJECT NAME: FORMER GM MANUAL TRANSMISSIONS OF MUNCIE
BOREHOLE DESIGNATION: DD-3
PROJECT NUMBER: 17324
DATE COMPLETED: November 20, 2008
CLIENT: GENERAL MOTORS CORPORATION
DRILLING METHOD: Direct Push Technology
LOCATION: MUNCIE, INDIANA
FIELD PERSONNEL: Joe Phillips

DEPTH ft BGS	STRATIGRAPHIC DESCRIPTION & REMARKS	DEPTH ft BGS	BACKFILL DETAILS	SAMPLE NUMBER	SAMPLE INTERVAL	SAMPLE REC (%)	SAMPLE 'N' VALUE	SAMPLE PID (ppm)
0	ASPHALT and fill							0
	CH-CLAY, firm, high plasticity, dark brown, moist, iron staining, vertical fractures, trace medium coarse sand	1.20	BENTONITE	52				0
2								
4								0
	END OF BOREHOLE @ 5.0ft BGS	5.00						
6								
8								
10								
12								
14								
16								
18								

NOTES: MEASURING POINT ELEVATIONS MAY CHANGE; REFER TO CURRENT ELEVATION TABLE

CHEMICAL ANALYSIS (52)

OVERBURDEN LOG 17324-T06-AOI31-SC.GPJ CRA_CORP.GDT 4/26/11

STRATIGRAPHIC AND INSTRUMENTATION LOG (OVERBURDEN)

PROJECT NAME: FORMER GM MANUAL TRANSMISSIONS OF MUNCIE
BOREHOLE DESIGNATION: DD-4
PROJECT NUMBER: 17324
DATE COMPLETED: November 20, 2008
CLIENT: GENERAL MOTORS CORPORATION
DRILLING METHOD: Direct Push Technology
LOCATION: MUNCIE, INDIANA
FIELD PERSONNEL: Joe Phillips

DEPTH ft BGS	STRATIGRAPHIC DESCRIPTION & REMARKS	DEPTH ft BGS	BACKFILL DETAILS	SAMPLE NUMBER	SAMPLE INTERVAL	SAMPLE REC (%)	SAMPLE 'N' VALUE	SAMPLE PID (ppm)
0	ASPHALT and fill			51				0
	CL-CLAY with silt, firm, low-medium plasticity, dark brown, moist, iron staining and vertical fractures	1.20		52				0
2	CH-CLAY, firm, high plasticity, brown, moist, iron staining, vertical fractures	2.10	BENTONITE					
4								0
	END OF BOREHOLE @ 5.0ft BGS	5.00						
6								
8								
10								
12								
14								
16								
18								

NOTES: MEASURING POINT ELEVATIONS MAY CHANGE; REFER TO CURRENT ELEVATION TABLE

CHEMICAL ANALYSIS (51, 52)

OVERBURDEN LOG 17324-T06-AOI31-SC.GPJ CRA_CORP.GDT 4/26/11

STRATIGRAPHIC AND INSTRUMENTATION LOG (OVERBURDEN)

PROJECT NAME: FORMER GM MANUAL TRANSMISSIONS OF MUNCIE
BOREHOLE DESIGNATION: DD-5
PROJECT NUMBER: 17324
DATE COMPLETED: November 20, 2008
CLIENT: GENERAL MOTORS CORPORATION
DRILLING METHOD: Direct Push Technology
LOCATION: MUNCIE, INDIANA
FIELD PERSONNEL: Joe Phillips

DEPTH ft BGS	STRATIGRAPHIC DESCRIPTION & REMARKS	DEPTH ft BGS	BACKFILL DETAILS	SAMPLE NUMBER	SAMPLE INTERVAL	SAMPLE REC (%)	SAMPLE 'N' VALUE	SAMPLE PID (ppm)
0	ASPHALT and fill							0
	CH-CLAY, firm, high plasticity, brown, moist	0.70		54				0
2			BENTONITE					
4								0
	END OF BOREHOLE @ 5.0ft BGS	5.00						
6								
8								
10								
12								
14								
16								
18								

NOTES: MEASURING POINT ELEVATIONS MAY CHANGE; REFER TO CURRENT ELEVATION TABLE

CHEMICAL ANALYSIS (54)

OVERBURDEN LOG 17324-T06-AOI31-SC.GPJ CRA_CORP.GDT 4/26/11

STRATIGRAPHIC AND INSTRUMENTATION LOG (OVERBURDEN)

PROJECT NAME: FORMER GM MANUAL TRANSMISSIONS OF MUNCIE
BOREHOLE DESIGNATION: E-1

PROJECT NUMBER: 17324
DATE COMPLETED: November 18, 2008

CLIENT: GENERAL MOTORS CORPORATION
DRILLING METHOD: Direct Push Technology

LOCATION: MUNCIE, INDIANA
FIELD PERSONNEL: Joe Phillips

DEPTH ft BGS	STRATIGRAPHIC DESCRIPTION & REMARKS	DEPTH ft BGS	BACKFILL DETAILS	SAMPLE NUMBER	SAMPLE INTERVAL	SAMPLE REC (%)	SAMPLE 'N' VALUE	SAMPLE PID (ppm)
	ASPHALT and fill	0.40						0
	SM- SILTY SAND, compact, no plasticity, black, medium-coarse, moist	0.60		22				
	CH-CLAY, firm, high plasticity, gray, moist iron staining, trace vertical fractures		BENTONITE					0.1
2								
4								0
	END OF BOREHOLE @ 5.0ft BGS	5.00						
6								
8								
10								
12								
14								
16								
18								

NOTES: MEASURING POINT ELEVATIONS MAY CHANGE; REFER TO CURRENT ELEVATION TABLE

CHEMICAL ANALYSIS (22)

OVERBURDEN LOG 17324-T06-AOI31-SC.GPJ CRA_CORP.GDT 4/26/11

STRATIGRAPHIC AND INSTRUMENTATION LOG (OVERBURDEN)

PROJECT NAME: FORMER GM MANUAL TRANSMISSIONS OF MUNCIE
BOREHOLE DESIGNATION: E-2
PROJECT NUMBER: 17324
DATE COMPLETED: November 18, 2008
CLIENT: GENERAL MOTORS CORPORATION
DRILLING METHOD: Direct Push Technology
LOCATION: MUNCIE, INDIANA
FIELD PERSONNEL: Joe Phillips

DEPTH ft BGS	STRATIGRAPHIC DESCRIPTION & REMARKS	DEPTH ft BGS	BACKFILL DETAILS	SAMPLE NUMBER	SAMPLE INTERVAL	SAMPLE REC (%)	SAMPLE 'N' VALUE	SAMPLE PID (ppm)
0	ASPHALT and fill	0.60						0
	CH-CLAY, firm, high plasticity, gray, moist, iron staining			24				0.2
2	- vertical fractures at 1.9ft BGS		BENTONITE					
4								0.5
	END OF BOREHOLE @ 5.0ft BGS	5.00						
6								
8								
10								
12								
14								
16								
18								

NOTES: MEASURING POINT ELEVATIONS MAY CHANGE; REFER TO CURRENT ELEVATION TABLE

CHEMICAL ANALYSIS (24)

OVERBURDEN LOG 17324-T06-AOI31-SC.GPJ CRA_CORP.GDT 4/26/11

STRATIGRAPHIC AND INSTRUMENTATION LOG (OVERBURDEN)

PROJECT NAME: FORMER GM MANUAL TRANSMISSIONS OF MUNCIE
BOREHOLE DESIGNATION: E-3
PROJECT NUMBER: 17324
DATE COMPLETED: November 18, 2008
CLIENT: GENERAL MOTORS CORPORATION
DRILLING METHOD: Direct Push Technology
LOCATION: MUNCIE, INDIANA
FIELD PERSONNEL: Joe Phillips

DEPTH ft BGS	STRATIGRAPHIC DESCRIPTION & REMARKS	DEPTH ft BGS	BACKFILL DETAILS	SAMPLE NUMBER	SAMPLE INTERVAL	SAMPLE REC (%)	SAMPLE 'N' VALUE	SAMPLE PID (ppm)
	ASPHALT and fill			25				0.2
	CH-CLAY, firm, high plasticity, dark brown, moist, trace roots	1.10		26				0.7
2	- brown, with iron staining, vertical fractures at 1.9ft BGS		BENTONITE					
4								0
	END OF BOREHOLE @ 5.0ft BGS	5.00						
6								
8								
10								
12								
14								
16								
18								

NOTES: MEASURING POINT ELEVATIONS MAY CHANGE; REFER TO CURRENT ELEVATION TABLE

CHEMICAL ANALYSIS ( )

OVERBURDEN LOG 17324-T06-AOI31-SC.GPJ CRA_CORP.GDT 4/26/11

STRATIGRAPHIC AND INSTRUMENTATION LOG (OVERBURDEN)

PROJECT NAME: FORMER GM MANUAL TRANSMISSIONS OF MUNCIE
BOREHOLE DESIGNATION: EE-1
PROJECT NUMBER: 17324
DATE COMPLETED: November 19, 2008
CLIENT: GENERAL MOTORS CORPORATION
DRILLING METHOD: Direct Push Technology
LOCATION: MUNCIE, INDIANA
FIELD PERSONNEL: Joe Phillips

DEPTH ft BGS	STRATIGRAPHIC DESCRIPTION & REMARKS	DEPTH ft BGS	BACKFILL DETAILS	SAMPLE NUMBER	SAMPLE INTERVAL	SAMPLE REC (%)	SAMPLE 'N' VALUE	SAMPLE PID (ppm)
0	ASPHALT and fill							0
	CH CLAY, firm, high plasticity, brown, moist, trace fine gravel and coarse sand	0.70		48				0
2			BENTONITE					
4								0
	END OF BOREHOLE @ 5.0ft BGS	5.00						
6								
8								
10								
12								
14								
16								
18								

NOTES: MEASURING POINT ELEVATIONS MAY CHANGE; REFER TO CURRENT ELEVATION TABLE

CHEMICAL ANALYSIS (48)

OVERBURDEN LOG 17324-T06-AOI31-SC.GPJ CRA_CORP.GDT 4/26/11

STRATIGRAPHIC AND INSTRUMENTATION LOG
(OVERBURDEN)

PROJECT NAME: FORMER GM MANUAL TRANSMISSIONS OF MUNCIE
BOREHOLE DESIGNATION: EE-2

PROJECT NUMBER: 17324
DATE COMPLETED: November 19, 2008

CLIENT: GENERAL MOTORS CORPORATION
DRILLING METHOD: Direct Push Technology

LOCATION: MUNCIE, INDIANA
FIELD PERSONNEL: Joe Phillips

DEPTH ft BGS	STRATIGRAPHIC DESCRIPTION & REMARKS	DEPTH ft BGS	BACKFILL DETAILS	SAMPLE NUMBER	SAMPLE INTERVAL	SAMPLE REC (%)	SAMPLE 'N' VALUE	SAMPLE PID (ppm)
0	ASPHALT and fill			47				0
	CH-CLAY, firm, high plasticity, brown, moist, trace fine gravel and coarse sand	0.90		48				0
2			BENTONITE					
4								0
	END OF BOREHOLE @ 5.0ft BGS	5.00						
6								
8								
10								
12								
14								
16								
18								

NOTES: MEASURING POINT ELEVATIONS MAY CHANGE; REFER TO CURRENT ELEVATION TABLE

CHEMICAL ANALYSIS (47, 48)

OVERBURDEN LOG 17324-T06-AOI31-SC.GPJ CRA_CORP.GDT 4/26/11

STRATIGRAPHIC AND INSTRUMENTATION LOG (OVERBURDEN)

PROJECT NAME: FORMER GM MANUAL TRANSMISSIONS OF MUNCIE
BOREHOLE DESIGNATION: EE-3
PROJECT NUMBER: 17324
DATE COMPLETED: November 19, 2008
CLIENT: GENERAL MOTORS CORPORATION
DRILLING METHOD: Direct Push Technology
LOCATION: MUNCIE, INDIANA
FIELD PERSONNEL: Joe Phillips

DEPTH ft BGS	STRATIGRAPHIC DESCRIPTION & REMARKS	DEPTH ft BGS	BACKFILL DETAILS	SAMPLE NUMBER	SAMPLE INTERVAL	SAMPLE REC (%)	SAMPLE 'N' VALUE	SAMPLE PID (ppm)
0	ASPHALT and fill							0
	CL-CLAY with silt, low to medium plasticity, dark brown, moist, iron staining	0.90		50				0
2	- high plasticity, brown at 1.9ft BGS		BENTONITE					
4								0
	END OF BOREHOLE @ 5.0ft BGS	5.00						
6								
8								
10								
12								
14								
16								
18								

NOTES: MEASURING POINT ELEVATIONS MAY CHANGE; REFER TO CURRENT ELEVATION TABLE

CHEMICAL ANALYSIS (50)

OVERBURDEN LOG 17324-T06-AOI31-SC.GPJ CRA_CORP.GDT 4/26/11

STRATIGRAPHIC AND INSTRUMENTATION LOG
(OVERBURDEN)

PROJECT NAME: FORMER GM MANUAL TRANSMISSIONS OF MUNCIE
BOREHOLE DESIGNATION: EE-4

PROJECT NUMBER: 17324
DATE COMPLETED: November 19, 2008

CLIENT: GENERAL MOTORS CORPORATION
DRILLING METHOD: Direct Push Technology

LOCATION: MUNCIE, INDIANA
FIELD PERSONNEL: Joe Phillips

DEPTH ft BGS	STRATIGRAPHIC DESCRIPTION & REMARKS	DEPTH ft BGS	BACKFILL DETAILS	SAMPLE NUMBER	SAMPLE INTERVAL	SAMPLE REC (%)	SAMPLE 'N' VALUE	SAMPLE PID (ppm)
0	ASPHALT and fill							0
	CH-CLAY, firm, high plasticity, brown, moist, trace fine gravel and coarse sand	0.90		50				0
2			BENTONITE					
4								0
	END OF BOREHOLE @ 5.0ft BGS	5.00						
6								
8								
10								
12								
14								
16								
18								

NOTES: MEASURING POINT ELEVATIONS MAY CHANGE; REFER TO CURRENT ELEVATION TABLE

CHEMICAL ANALYSIS

OVERBURDEN LOG 17324-T06-AOI31-SC.GPJ CRA_CORP.GDT 4/26/11

STRATIGRAPHIC AND INSTRUMENTATION LOG (OVERBURDEN)

PROJECT NAME: FORMER GM MANUAL TRANSMISSIONS OF MUNCIE
BOREHOLE DESIGNATION: EE-5
PROJECT NUMBER: 17324
DATE COMPLETED: November 19, 2008
CLIENT: GENERAL MOTORS CORPORATION
DRILLING METHOD: Direct Push Technology
LOCATION: MUNCIE, INDIANA
FIELD PERSONNEL: Joe Phillips

DEPTH ft BGS	STRATIGRAPHIC DESCRIPTION & REMARKS	DEPTH ft BGS	BACKFILL DETAILS	SAMPLE NUMBER	SAMPLE INTERVAL	SAMPLE REC (%)	SAMPLE 'N' VALUE	SAMPLE PID (ppm)
	ASPHALT and fill							0
	CL-CLAY, slightly firm, low to medium plasticity, dark brown, moist, iron staining	0.90 1.20		50				0
2	CH-CLAY, firm, high plasticity, brown, moist, trace fine gravel and coarse sand		BENTONITE					
4								0
	END OF BOREHOLE @ 5.0ft BGS	5.00						
6								
8								
10								
12								
14								
16								
18								

NOTES: MEASURING POINT ELEVATIONS MAY CHANGE; REFER TO CURRENT ELEVATION TABLE

CHEMICAL ANALYSIS (50)

OVERBURDEN LOG 17324-T06-AOI31-SC.GPJ CRA_CORP.GDT 4/26/11

STRATIGRAPHIC AND INSTRUMENTATION LOG
(OVERBURDEN)

PROJECT NAME: FORMER GM MANUAL TRANSMISSIONS OF MUNCIE
BOREHOLE DESIGNATION: EE-6

PROJECT NUMBER: 17324
DATE COMPLETED: November 19, 2008

CLIENT: GENERAL MOTORS CORPORATION
DRILLING METHOD: Direct Push Technology

LOCATION: MUNCIE, INDIANA
FIELD PERSONNEL: Joe Phillips

DEPTH ft BGS	STRATIGRAPHIC DESCRIPTION & REMARKS	DEPTH ft BGS	BACKFILL DETAILS	SAMPLE NUMBER	SAMPLE INTERVAL	SAMPLE REC (%)	SAMPLE 'N' VALUE	SAMPLE PID (ppm)
0	ASPHALT and fill			49				0
	CH-CLAY, firm, high plasticity, brown, moist, trace coarse sand	1.20		50				0
2			BENTONITE					
	- seam gravel and sand 0.3' at 3.2ft BGS							0
4								
	END OF BOREHOLE @ 5.0ft BGS	5.00						
6								
8								
10								
12								
14								
16								
18								

NOTES: MEASURING POINT ELEVATIONS MAY CHANGE; REFER TO CURRENT ELEVATION TABLE

CHEMICAL ANALYSIS (49, 50)

OVERBURDEN LOG 17324-T06-AOI31-SC.GPJ CRA_CORP.GDT 4/26/11

STRATIGRAPHIC AND INSTRUMENTATION LOG (OVERBURDEN)

PROJECT NAME: FORMER GM MANUAL TRANSMISSIONS OF MUNCIE
BOREHOLE DESIGNATION: F-1
PROJECT NUMBER: 17324
DATE COMPLETED: November 18, 2008
CLIENT: GENERAL MOTORS CORPORATION
DRILLING METHOD: Direct Push Technology
LOCATION: MUNCIE, INDIANA
FIELD PERSONNEL: Joe Phillips

DEPTH ft BGS	STRATIGRAPHIC DESCRIPTION & REMARKS	DEPTH ft BGS	BACKFILL DETAILS	SAMPLE NUMBER	SAMPLE INTERVAL	SAMPLE REC (%)	SAMPLE 'N' VALUE	SAMPLE PID (ppm)
	ASPHALT and fill	0.50		21				0
	CH-CLAY, firm, high plasticity, gray, moist, iron staining, vertical fractures			22				2.1
2			BENTONITE					
4								2.1
	END OF BOREHOLE @ 5.0ft BGS	5.00						
6								
8								
10								
12								
14								
16								
18								

NOTES: MEASURING POINT ELEVATIONS MAY CHANGE; REFER TO CURRENT ELEVATION TABLE

CHEMICAL ANALYSIS ( )

OVERBURDEN LOG 17324-T06-AOI31-SC.GPJ CRA_CORP.GDT 4/26/11

STRATIGRAPHIC AND INSTRUMENTATION LOG
(OVERBURDEN)

PROJECT NAME: FORMER GM MANUAL TRANSMISSIONS OF MUNCIE
BOREHOLE DESIGNATION: F-2

PROJECT NUMBER: 17324
DATE COMPLETED: November 18, 2008

CLIENT: GENERAL MOTORS CORPORATION
DRILLING METHOD: Direct Push Technology

LOCATION: MUNCIE, INDIANA
FIELD PERSONNEL: Joe Phillips

DEPTH ft BGS	STRATIGRAPHIC DESCRIPTION & REMARKS	DEPTH ft BGS	BACKFILL DETAILS	SAMPLE NUMBER	SAMPLE INTERVAL	SAMPLE REC (%)	SAMPLE 'N' VALUE	SAMPLE PID (ppm)
0	ASPHALT and fill							0.1
	CH-CLAY, firm, high plasticity, gray	0.80		24				0.2
2	- iron staining at 2.4ft BGS		BENTONITE					
4								0
	END OF BOREHOLE @ 5.0ft BGS	5.00						
6								
8								
10								
12								
14								
16								
18								

NOTES: MEASURING POINT ELEVATIONS MAY CHANGE; REFER TO CURRENT ELEVATION TABLE

CHEMICAL ANALYSIS (24)

OVERBURDEN LOG 17324-T06-AOI31-SC.GPJ CRA_CORP.GDT 4/26/11

STRATIGRAPHIC AND INSTRUMENTATION LOG (OVERBURDEN)

PROJECT NAME: FORMER GM MANUAL TRANSMISSIONS OF MUNCIE
BOREHOLE DESIGNATION: F-3
PROJECT NUMBER: 17324
DATE COMPLETED: November 18, 2008
CLIENT: GENERAL MOTORS CORPORATION
DRILLING METHOD: Direct Push Technology
LOCATION: MUNCIE, INDIANA
FIELD PERSONNEL: Joe Phillips

DEPTH ft BGS	STRATIGRAPHIC DESCRIPTION & REMARKS	DEPTH ft BGS	BACKFILL DETAILS	SAMPLE NUMBER	SAMPLE INTERVAL	SAMPLE REC (%)	SAMPLE 'N' VALUE	SAMPLE PID (ppm)
0	CH-CLAY, firm, high plasticity, brown, moist, with coarse sand and fine gravel							0
	- gray, without sand and gravel at 1.2ft BGS			(26)				0.2
2	- wood at 1.8ft BGS		BENTONITE					0.1
4								
	END OF BOREHOLE @ 5.0ft BGS	5.00						
6								
8								
10								
12								
14								
16								
18								

NOTES: MEASURING POINT ELEVATIONS MAY CHANGE; REFER TO CURRENT ELEVATION TABLE

CHEMICAL ANALYSIS (26)

OVERBURDEN LOG 17324-T06-AOI31-SC.GPJ CRA_CORP.GDT 4/26/11

STRATIGRAPHIC AND INSTRUMENTATION LOG (OVERBURDEN)

PROJECT NAME: FORMER GM MANUAL TRANSMISSIONS OF MUNCIE
BOREHOLE DESIGNATION: FF-1

PROJECT NUMBER: 17324
DATE COMPLETED: November 19, 2008

CLIENT: GENERAL MOTORS CORPORATION
DRILLING METHOD: Direct Push Technology

LOCATION: MUNCIE, INDIANA
FIELD PERSONNEL: Joe Phillips

DEPTH ft BGS	STRATIGRAPHIC DESCRIPTION & REMARKS	DEPTH ft BGS	BACKFILL DETAILS	SAMPLE NUMBER	SAMPLE INTERVAL	SAMPLE REC (%)	SAMPLE 'N' VALUE	SAMPLE PID (ppm)
0	ASPHALT and fill	0.50						0
	CH-CLAY, firm, high plasticity, brown, moist, trace coarse gravel			48				0
2			BENTONITE					
4								0
	END OF BOREHOLE @ 5.0ft BGS	5.00						
6								
8								
10								
12								
14								
16								
18								

NOTES: MEASURING POINT ELEVATIONS MAY CHANGE; REFER TO CURRENT ELEVATION TABLE

CHEMICAL ANALYSIS (48)

OVERBURDEN LOG 17324-T06-AOI31-SC.GPJ CRA_CORP.GDT 4/26/11

STRATIGRAPHIC AND INSTRUMENTATION LOG (OVERBURDEN)

PROJECT NAME: FORMER GM MANUAL TRANSMISSIONS OF MUNCIE
BOREHOLE DESIGNATION: FF-2
PROJECT NUMBER: 17324
DATE COMPLETED: November 19, 2008
CLIENT: GENERAL MOTORS CORPORATION
DRILLING METHOD: Direct Push Technology
LOCATION: MUNCIE, INDIANA
FIELD PERSONNEL: Joe Phillips

DEPTH ft BGS	STRATIGRAPHIC DESCRIPTION & REMARKS	DEPTH ft BGS	BACKFILL DETAILS	SAMPLE NUMBER	SAMPLE INTERVAL	SAMPLE REC (%)	SAMPLE 'N' VALUE	SAMPLE PID (ppm)
0	ASPHALT and fill							0
	CH-CLAY, slightly firm, high plasticity, brown, moist, trace coarse gravel	0.90		48				0.1
2			BENTONITE					
4								0.1
	END OF BOREHOLE @ 5.0ft BGS	5.00						
6								
8								
10								
12								
14								
16								
18								

NOTES: MEASURING POINT ELEVATIONS MAY CHANGE; REFER TO CURRENT ELEVATION TABLE

CHEMICAL ANALYSIS (48)

OVERBURDEN LOG 17324-T06-AOI31-SC.GPJ CRA_CORP.GDT 4/26/11

STRATIGRAPHIC AND INSTRUMENTATION LOG (OVERBURDEN)

PROJECT NAME: FORMER GM MANUAL TRANSMISSIONS OF MUNCIE
BOREHOLE DESIGNATION: FF-3
PROJECT NUMBER: 17324
DATE COMPLETED: November 19, 2008
CLIENT: GENERAL MOTORS CORPORATION
DRILLING METHOD: Direct Push Technology
LOCATION: MUNCIE, INDIANA
FIELD PERSONNEL: Joe Phillips

DEPTH ft BGS	STRATIGRAPHIC DESCRIPTION & REMARKS	DEPTH ft BGS	BACKFILL DETAILS	SAMPLE NUMBER	SAMPLE INTERVAL	SAMPLE REC (%)	SAMPLE 'N' VALUE	SAMPLE PID (ppm)
0	ASPHALT and fill							0
	CH-CLAY, firm, high plasticity, brown, moist, trace coarse sand	1.00		46				0
2			BENTONITE					
4								0
	END OF BOREHOLE @ 5.0ft BGS	5.00						
6								
8								
10								
12								
14								
16								
18								

NOTES: MEASURING POINT ELEVATIONS MAY CHANGE; REFER TO CURRENT ELEVATION TABLE

CHEMICAL ANALYSIS (46)

OVERBURDEN LOG 17324-T06-AOI31-SC.GPJ CRA_CORP.GDT 4/26/11

STRATIGRAPHIC AND INSTRUMENTATION LOG (OVERBURDEN)

PROJECT NAME: FORMER GM MANUAL TRANSMISSIONS OF MUNCIE
BOREHOLE DESIGNATION: FF-4
PROJECT NUMBER: 17324
DATE COMPLETED: November 19, 2008
CLIENT: GENERAL MOTORS CORPORATION
DRILLING METHOD: Direct Push Technology
LOCATION: MUNCIE, INDIANA
FIELD PERSONNEL: Joe Phillips

DEPTH ft BGS	STRATIGRAPHIC DESCRIPTION & REMARKS	DEPTH ft BGS	BACKFILL DETAILS	SAMPLE NUMBER	SAMPLE INTERVAL	SAMPLE REC (%)	SAMPLE 'N' VALUE	SAMPLE PID (ppm)
	ASPHALT and fill							0
	CH-CLAY, firm, high plasticity, brown, moist with iron staining	0.90		46				0.1
2			BENTONITE					
4								0
	END OF BOREHOLE @ 5.0ft BGS	5.00						
6								
8								
10								
12								
14								
16								
18								

NOTES: MEASURING POINT ELEVATIONS MAY CHANGE; REFER TO CURRENT ELEVATION TABLE

CHEMICAL ANALYSIS (46)

OVERBURDEN LOG 17324-T06-AOI31-SC.GPJ CRA_CORP.GDT 4/26/11

STRATIGRAPHIC AND INSTRUMENTATION LOG (OVERBURDEN)

PROJECT NAME: FORMER GM MANUAL TRANSMISSIONS OF MUNCIE
BOREHOLE DESIGNATION: FF-5
PROJECT NUMBER: 17324
DATE COMPLETED: November 19, 2008
CLIENT: GENERAL MOTORS CORPORATION
DRILLING METHOD: Direct Push Technology
LOCATION: MUNCIE, INDIANA
FIELD PERSONNEL: Joe Phillips

DEPTH ft BGS	STRATIGRAPHIC DESCRIPTION & REMARKS	DEPTH ft BGS	BACKFILL DETAILS	SAMPLE NUMBER	SAMPLE INTERVAL	SAMPLE REC (%)	SAMPLE 'N' VALUE	SAMPLE PID (ppm)
0	ASPHALT and fill							0
	CH-CLAY, firm, high plasticity, brown, moist	1.30	BENTONITE	46				0
2								
4								0.1
	END OF BOREHOLE @ 5.0ft BGS	5.00						
6								
8								
10								
12								
14								
16								
18								

NOTES: MEASURING POINT ELEVATIONS MAY CHANGE; REFER TO CURRENT ELEVATION TABLE

CHEMICAL ANALYSIS (46)

OVERBURDEN LOG 17324-T06-AOI31-SC.GPJ CRA_CORP.GDT 4/26/11

STRATIGRAPHIC AND INSTRUMENTATION LOG
(OVERBURDEN)

PROJECT NAME: FORMER GM MANUAL TRANSMISSIONS OF MUNCIE
BOREHOLE DESIGNATION: FF-6
PROJECT NUMBER: 17324
DATE COMPLETED: November 19, 2008
CLIENT: GENERAL MOTORS CORPORATION
DRILLING METHOD: Direct Push Technology
LOCATION: MUNCIE, INDIANA
FIELD PERSONNEL: Joe Phillips

DEPTH ft BGS	STRATIGRAPHIC DESCRIPTION & REMARKS	DEPTH ft BGS	BACKFILL DETAILS	SAMPLE NUMBER	SAMPLE INTERVAL	SAMPLE REC (%)	SAMPLE 'N' VALUE	SAMPLE PID (ppm)
	ASPHALT and fill							0
	CH-CLAY, firm, high plasticity, brown, moist	0.90		46				0
2			BENTONITE					
4								0
	END OF BOREHOLE @ 5.0ft BGS	5.00						
6								
8								
10								
12								
14								
16								
18								

NOTES: MEASURING POINT ELEVATIONS MAY CHANGE; REFER TO CURRENT ELEVATION TABLE

CHEMICAL ANALYSIS (46)

OVERBURDEN LOG 17324-T06-AOI31-SC.GPJ CRA_CORP.GDT 4/26/11

STRATIGRAPHIC AND INSTRUMENTATION LOG (OVERBURDEN)

PROJECT NAME: FORMER GM MANUAL TRANSMISSIONS OF MUNCIE
BOREHOLE DESIGNATION: G-1
PROJECT NUMBER: 17324
DATE COMPLETED: November 18, 2008
CLIENT: GENERAL MOTORS CORPORATION
DRILLING METHOD: Direct Push Technology
LOCATION: MUNCIE, INDIANA
FIELD PERSONNEL: Joe Phillips

DEPTH ft BGS	STRATIGRAPHIC DESCRIPTION & REMARKS	DEPTH ft BGS	BACKFILL DETAILS	SAMPLE NUMBER	SAMPLE INTERVAL	SAMPLE REC (%)	SAMPLE 'N' VALUE	SAMPLE PID (ppm)
0	ASPHALT and fill							0
	CH-CLAY, firm, high plasticity, brown, moist, with iron staining	0.80		15/16				0
2			BENTONITE					
4								0.2
	END OF BOREHOLE @ 5.0ft BGS	5.00						
6								
8								
10								
12								
14								
16								
18								

NOTES: MEASURING POINT ELEVATIONS MAY CHANGE; REFER TO CURRENT ELEVATION TABLE

CHEMICAL ANALYSIS (15/16)

OVERBURDEN LOG 17324-T06-AOI31-SC.GPJ CRA_CORP.GDT 4/26/11

STRATIGRAPHIC AND INSTRUMENTATION LOG
(OVERBURDEN)

PROJECT NAME: FORMER GM MANUAL TRANSMISSIONS OF MUNCIE
BOREHOLE DESIGNATION: G-2

PROJECT NUMBER: 17324
DATE COMPLETED: November 18, 2008

CLIENT: GENERAL MOTORS CORPORATION
DRILLING METHOD: Direct Push Technology

LOCATION: MUNCIE, INDIANA
FIELD PERSONNEL: Joe Phillips

DEPTH ft BGS	STRATIGRAPHIC DESCRIPTION & REMARKS	DEPTH ft BGS	BACKFILL DETAILS	SAMPLE NUMBER	SAMPLE INTERVAL	SAMPLE REC (%)	SAMPLE 'N' VALUE	SAMPLE PID (ppm)
0	ASPHALT and fill			17				0
	CH-CLAY, firm, high plasticity, brown, moist, trace iron staining	0.90		18				0
2			BENTONITE					
4								0
	END OF BOREHOLE @ 5.0ft BGS	5.00						
6								
8								
10								
12								
14								
16								
18								

NOTES: MEASURING POINT ELEVATIONS MAY CHANGE; REFER TO CURRENT ELEVATION TABLE

CHEMICAL ANALYSIS (17)

OVERBURDEN LOG 17324-T06-AOI31-SC.GPJ CRA_CORP.GDT 4/26/11

STRATIGRAPHIC AND INSTRUMENTATION LOG (OVERBURDEN)

PROJECT NAME: FORMER GM MANUAL TRANSMISSIONS OF MUNCIE
BOREHOLE DESIGNATION: G-3
PROJECT NUMBER: 17324
DATE COMPLETED: November 18, 2008
CLIENT: GENERAL MOTORS CORPORATION
DRILLING METHOD: Direct Push Technology
LOCATION: MUNCIE, INDIANA
FIELD PERSONNEL: Joe Phillips

DEPTH ft BGS	STRATIGRAPHIC DESCRIPTION & REMARKS	DEPTH ft BGS	BACKFILL DETAILS	SAMPLE NUMBER	SAMPLE INTERVAL	SAMPLE REC (%)	SAMPLE 'N' VALUE	SAMPLE PID (ppm)
0	ASPHALT and fill			19				0
	CH-CLAY, firm, high plasticity, brown, moist, iron staining, vertical fractures	1.00		20				0
2			BENTONITE					
4								0
	END OF BOREHOLE @ 5.0ft BGS	5.00						
6								
8								
10								
12								
14								
16								
18								

NOTES: MEASURING POINT ELEVATIONS MAY CHANGE; REFER TO CURRENT ELEVATION TABLE

CHEMICAL ANALYSIS ( )

OVERBURDEN LOG 17324-T06-AOI31-SC.GPJ CRA_CORP.GDT 4/26/11

STRATIGRAPHIC AND INSTRUMENTATION LOG (OVERBURDEN)

PROJECT NAME: FORMER GM MANUAL TRANSMISSIONS OF MUNCIE
BOREHOLE DESIGNATION: GG-1
PROJECT NUMBER: 17324
DATE COMPLETED: November 19, 2008
CLIENT: GENERAL MOTORS CORPORATION
DRILLING METHOD: Direct Push Technology
LOCATION: MUNCIE, INDIANA
FIELD PERSONNEL: Joe Phillips

DEPTH ft BGS	STRATIGRAPHIC DESCRIPTION & REMARKS	DEPTH ft BGS	BACKFILL DETAILS	SAMPLE NUMBER	SAMPLE INTERVAL	SAMPLE REC (%)	SAMPLE 'N' VALUE	SAMPLE PID (ppm)
	ASPHALT and fill							0
	CH-CLAY, firm, high plasticity, brown, moist, trace fine gravel and coarse sand	0.70		42				0
2			BENTONITE					
4								0.1
	END OF BOREHOLE @ 5.0ft BGS	5.00						
6								
8								
10								
12								
14								
16								
18								

NOTES: MEASURING POINT ELEVATIONS MAY CHANGE; REFER TO CURRENT ELEVATION TABLE

CHEMICAL ANALYSIS (42)

OVERBURDEN LOG 17324-T06-AOI31-SC.GPJ CRA_CORP.GDT 4/26/11

STRATIGRAPHIC AND INSTRUMENTATION LOG (OVERBURDEN)

PROJECT NAME: FORMER GM MANUAL TRANSMISSIONS OF MUNCIE
BOREHOLE DESIGNATION: GG-2
PROJECT NUMBER: 17324
DATE COMPLETED: November 19, 2008
CLIENT: GENERAL MOTORS CORPORATION
DRILLING METHOD: Direct Push Technology
LOCATION: MUNCIE, INDIANA
FIELD PERSONNEL: Joe Phillips

DEPTH ft BGS	STRATIGRAPHIC DESCRIPTION & REMARKS	DEPTH ft BGS	BACKFILL DETAILS	SAMPLE NUMBER	SAMPLE INTERVAL	SAMPLE REC (%)	SAMPLE 'N' VALUE	SAMPLE PID (ppm)
0	ASPHALT and fill	0.50						0
	CH-CLAY, firm, high plasticity, brown, moist			42				0
2			BENTONITE					
4								0
	END OF BOREHOLE @ 5.0ft BGS	5.00						
6								
8								
10								
12								
14								
16								
18								

NOTES: MEASURING POINT ELEVATIONS MAY CHANGE; REFER TO CURRENT ELEVATION TABLE

CHEMICAL ANALYSIS (42)

OVERBURDEN LOG 17324-T06-AOI31-SC.GPJ CRA_CORP.GDT 4/26/11

STRATIGRAPHIC AND INSTRUMENTATION LOG (OVERBURDEN)

PROJECT NAME: FORMER GM MANUAL TRANSMISSIONS OF MUNCIE
BOREHOLE DESIGNATION: GG-3
PROJECT NUMBER: 17324
DATE COMPLETED: November 19, 2008
CLIENT: GENERAL MOTORS CORPORATION
DRILLING METHOD: Direct Push Technology
LOCATION: MUNCIE, INDIANA
FIELD PERSONNEL: Joe Phillips

DEPTH ft BGS	STRATIGRAPHIC DESCRIPTION & REMARKS	DEPTH ft BGS	BACKFILL DETAILS	SAMPLE NUMBER	SAMPLE INTERVAL	SAMPLE REC (%)	SAMPLE 'N' VALUE	SAMPLE PID (ppm)
0	ASPHALT and fill							0
	CH-CLAY, firm, high plasticity, brown, moist, trace fine gravel and coarse sand	0.80		44				0
2			BENTONITE					
4								0
	END OF BOREHOLE @ 5.0ft BGS	5.00						
6								
8								
10								
12								
14								
16								
18								

NOTES: MEASURING POINT ELEVATIONS MAY CHANGE; REFER TO CURRENT ELEVATION TABLE

CHEMICAL ANALYSIS (44)

OVERBURDEN LOG 17324-T06-AOI31-SC.GPJ CRA_CORP.GDT 4/26/11

STRATIGRAPHIC AND INSTRUMENTATION LOG
(OVERBURDEN)

PROJECT NAME: FORMER GM MANUAL TRANSMISSIONS OF MUNCIE
BOREHOLE DESIGNATION: GG-4

PROJECT NUMBER: 17324
DATE COMPLETED: November 19, 2008

CLIENT: GENERAL MOTORS CORPORATION
DRILLING METHOD: Direct Push Technology

LOCATION: MUNCIE, INDIANA
FIELD PERSONNEL: Joe Phillips

DEPTH ft BGS	STRATIGRAPHIC DESCRIPTION & REMARKS	DEPTH ft BGS	BACKFILL DETAILS	SAMPLE NUMBER	SAMPLE INTERVAL	SAMPLE REC (%)	SAMPLE 'N' VALUE	SAMPLE PID (ppm)
0	ASPHALT and fill							0
	CH-CLAY, firm, high plasticity, brown, moist, trace fine gravel and coarse sand	0.90		44				0
2			BENTONITE					
4								0
	END OF BOREHOLE @ 5.0ft BGS	5.00						
6								
8								
10								
12								
14								
16								
18								

NOTES: MEASURING POINT ELEVATIONS MAY CHANGE; REFER TO CURRENT ELEVATION TABLE

CHEMICAL ANALYSIS (44)

OVERBURDEN LOG 17324-T06-AOI31-SC.GPJ CRA_CORP.GDT 4/26/11

STRATIGRAPHIC AND INSTRUMENTATION LOG (OVERBURDEN)

PROJECT NAME: FORMER GM MANUAL TRANSMISSIONS OF MUNCIE
BOREHOLE DESIGNATION: GG-5

PROJECT NUMBER: 17324
DATE COMPLETED: November 19, 2008

CLIENT: GENERAL MOTORS CORPORATION
DRILLING METHOD: Direct Push Technology

LOCATION: MUNCIE, INDIANA
FIELD PERSONNEL: Joe Phillips

DEPTH ft BGS	STRATIGRAPHIC DESCRIPTION & REMARKS	DEPTH ft BGS	BACKFILL DETAILS	SAMPLE NUMBER	SAMPLE INTERVAL	SAMPLE REC (%)	SAMPLE 'N' VALUE	SAMPLE PID (ppm)
0	ASPHALT and fill	0.60						0
	CH-CLAY, firm, high plasticity, brown, trace coarse sand			44				0
2			BENTONITE					0
4								
	END OF BOREHOLE @ 5.0ft BGS	5.00						
6								
8								
10								
12								
14								
16								
18								

NOTES: MEASURING POINT ELEVATIONS MAY CHANGE; REFER TO CURRENT ELEVATION TABLE

CHEMICAL ANALYSIS (44)

OVERBURDEN LOG 17324-T06-AOI31-SC.GPJ CRA_CORP.GDT 4/26/11

STRATIGRAPHIC AND INSTRUMENTATION LOG (OVERBURDEN)

PROJECT NAME: FORMER GM MANUAL TRANSMISSIONS OF MUNCIE
BOREHOLE DESIGNATION: GG-6
PROJECT NUMBER: 17324
DATE COMPLETED: November 19, 2008
CLIENT: GENERAL MOTORS CORPORATION
DRILLING METHOD: Direct Push Technology
LOCATION: MUNCIE, INDIANA
FIELD PERSONNEL: Joe Phillips

DEPTH ft BGS	STRATIGRAPHIC DESCRIPTION & REMARKS	DEPTH ft BGS	BACKFILL DETAILS	SAMPLE NUMBER	SAMPLE INTERVAL	SAMPLE REC (%)	SAMPLE 'N' VALUE	SAMPLE PID (ppm)
0	ASPHALT and fill			43				0
	CH-CLAY, firm, high plasticity, brown, trace coarse sand	1.20		44				0
2			BENTONITE					
4								0
	END OF BOREHOLE @ 5.0ft BGS	5.00						
6								
8								
10								
12								
14								
16								
18								

NOTES: MEASURING POINT ELEVATIONS MAY CHANGE; REFER TO CURRENT ELEVATION TABLE

CHEMICAL ANALYSIS (43, 44)

OVERBURDEN LOG 17324-T06-AOI31-SC.GPJ CRA_CORP.GDT 4/26/11

STRATIGRAPHIC AND INSTRUMENTATION LOG (OVERBURDEN)

PROJECT NAME: FORMER GM MANUAL TRANSMISSIONS OF MUNCIE
BOREHOLE DESIGNATION: H-1
PROJECT NUMBER: 17324
DATE COMPLETED: November 18, 2008
CLIENT: GENERAL MOTORS CORPORATION
DRILLING METHOD: Direct Push Technology
LOCATION: MUNCIE, INDIANA
FIELD PERSONNEL: Joe Phillips

DEPTH ft BGS	STRATIGRAPHIC DESCRIPTION & REMARKS	DEPTH ft BGS	BACKFILL DETAILS	SAMPLE NUMBER	SAMPLE INTERVAL	SAMPLE REC (%)	SAMPLE 'N' VALUE	SAMPLE PID (ppm)
0	ASPHALT and fill			13/14				0
	CH-CLAY, soft, high plasticity, black, very moist	0.90		15/16				0
2	- stiff, brown, moist, with iron staining, vertical fractures at 1.7ft BGS		BENTONITE					
4								0.2
	END OF BOREHOLE @ 5.0ft BGS	5.00						
6								
8								
10								
12								
14								
16								
18								

NOTES: MEASURING POINT ELEVATIONS MAY CHANGE; REFER TO CURRENT ELEVATION TABLE

CHEMICAL ANALYSIS (oval)

OVERBURDEN LOG 17324-T06-AOI31-SC.GPJ CRA_CORP.GDT 4/26/11

STRATIGRAPHIC AND INSTRUMENTATION LOG (OVERBURDEN)

PROJECT NAME: FORMER GM MANUAL TRANSMISSIONS OF MUNCIE
BOREHOLE DESIGNATION: H-2
PROJECT NUMBER: 17324
DATE COMPLETED: November 18, 2008
CLIENT: GENERAL MOTORS CORPORATION
DRILLING METHOD: Direct Push Technology
LOCATION: MUNCIE, INDIANA
FIELD PERSONNEL: Joe Phillips

DEPTH ft BGS	STRATIGRAPHIC DESCRIPTION & REMARKS	DEPTH ft BGS	BACKFILL DETAILS	SAMPLE NUMBER	SAMPLE INTERVAL	SAMPLE REC (%)	SAMPLE 'N' VALUE	SAMPLE PID (ppm)
0	ASPHALT and fill							0
	CH-CLAY, soft to firm, high plasticity, brown, moist	0.90		18				0.1
2			BENTONITE					
4								0.1
	END OF BOREHOLE @ 5.0ft BGS	5.00						
6								
8								
10								
12								
14								
16								
18								

NOTES: MEASURING POINT ELEVATIONS MAY CHANGE; REFER TO CURRENT ELEVATION TABLE

CHEMICAL ANALYSIS (18)

OVERBURDEN LOG 17324-T06-AOI31-SC.GPJ CRA_CORP.GDT 4/26/11

STRATIGRAPHIC AND INSTRUMENTATION LOG (OVERBURDEN)

PROJECT NAME: FORMER GM MANUAL TRANSMISSIONS OF MUNCIE — BOREHOLE DESIGNATION: H-3

PROJECT NUMBER: 17324 — DATE COMPLETED: November 18, 2008

CLIENT: GENERAL MOTORS CORPORATION — DRILLING METHOD: Direct Push Technology

LOCATION: MUNCIE, INDIANA — FIELD PERSONNEL: Joe Phillips

DEPTH ft BGS	STRATIGRAPHIC DESCRIPTION & REMARKS	DEPTH ft BGS	BACKFILL DETAILS	SAMPLE NUMBER	SAMPLE INTERVAL	SAMPLE REC (%)	SAMPLE 'N' VALUE	SAMPLE PID (ppm)
0	ASPHALT and fill							0
	CH-CLAY, stiff, high plasticity, brown, moist, iron staining, vertical fractures	1.10	BENTONITE	20				0
2								
4								0
	END OF BOREHOLE @ 5.0ft BGS	5.00						
6								
8								
10								
12								
14								
16								
18								

NOTES: MEASURING POINT ELEVATIONS MAY CHANGE; REFER TO CURRENT ELEVATION TABLE

CHEMICAL ANALYSIS (20)

OVERBURDEN LOG 17324-T06-AOI31-SC.GPJ CRA_CORP.GDT 4/26/11

STRATIGRAPHIC AND INSTRUMENTATION LOG
(OVERBURDEN)

PROJECT NAME: FORMER GM MANUAL TRANSMISSIONS OF MUNCIE
BOREHOLE DESIGNATION: HH-1

PROJECT NUMBER: 17324
DATE COMPLETED: November 19, 2008

CLIENT: GENERAL MOTORS CORPORATION
DRILLING METHOD: Direct Push Technology

LOCATION: MUNCIE, INDIANA
FIELD PERSONNEL: Joe Phillips

DEPTH ft BGS	STRATIGRAPHIC DESCRIPTION & REMARKS	DEPTH ft BGS	BACKFILL DETAILS	SAMPLE NUMBER	SAMPLE INTERVAL	SAMPLE REC (%)	SAMPLE 'N' VALUE	SAMPLE PID (ppm)
0	ASPHALT and fill							0
	CH-CLAY, firm, high plasticity, brown, moist, trace fine gravel and coarse sand	1.00		42				0.1
2			BENTONITE					
4								0
	END OF BOREHOLE @ 5.0ft BGS	5.00						
6								
8								
10								
12								
14								
16								
18								

NOTES: MEASURING POINT ELEVATIONS MAY CHANGE; REFER TO CURRENT ELEVATION TABLE

CHEMICAL ANALYSIS (42)

OVERBURDEN LOG 17324-T06-AOI31-SC.GPJ CRA_CORP.GDT 4/26/11

STRATIGRAPHIC AND INSTRUMENTATION LOG (OVERBURDEN)

PROJECT NAME: FORMER GM MANUAL TRANSMISSIONS OF MUNCIE
BOREHOLE DESIGNATION: HH-2
PROJECT NUMBER: 17324
DATE COMPLETED: November 19, 2008
CLIENT: GENERAL MOTORS CORPORATION
DRILLING METHOD: Direct Push Technology
LOCATION: MUNCIE, INDIANA
FIELD PERSONNEL: Joe Phillips

DEPTH ft BGS	STRATIGRAPHIC DESCRIPTION & REMARKS	DEPTH ft BGS	BACKFILL DETAILS	SAMPLE NUMBER	SAMPLE INTERVAL	SAMPLE REC (%)	SAMPLE 'N' VALUE	SAMPLE PID (ppm)
0	ASPHALT and fill	0.70	BENTONITE	41				0
	CH CLAY, firm, high plasticity, brown, moist, trace fine gravel and coarse sand			42				0
2								
4								0
	END OF BOREHOLE @ 5.0ft BGS	5.00						
6								
8								
10								
12								
14								
16								
18								

NOTES: MEASURING POINT ELEVATIONS MAY CHANGE; REFER TO CURRENT ELEVATION TABLE

CHEMICAL ANALYSIS (41, 42)

OVERBURDEN LOG 17324-T06-AOI31-SC.GPJ CRA_CORP.GDT 4/26/11

STRATIGRAPHIC AND INSTRUMENTATION LOG
(OVERBURDEN)

PROJECT NAME: FORMER GM MANUAL TRANSMISSIONS OF MUNCIE
BOREHOLE DESIGNATION: HH-3

PROJECT NUMBER: 17324
DATE COMPLETED: November 19, 2008

CLIENT: GENERAL MOTORS CORPORATION
DRILLING METHOD: Direct Push Technology

LOCATION: MUNCIE, INDIANA
FIELD PERSONNEL: Joe Phillips

DEPTH ft BGS	STRATIGRAPHIC DESCRIPTION & REMARKS	DEPTH ft BGS	BACKFILL DETAILS	SAMPLE NUMBER	SAMPLE INTERVAL	SAMPLE REC (%)	SAMPLE 'N' VALUE	SAMPLE PID (ppm)
0	ASPHALT and fill	0.60						0
	CH-CLAY, firm, high plasticity, brown, moist, trace fine gravel and coarse sand			40				0
2			BENTONITE					
4								0
	END OF BOREHOLE @ 5.0ft BGS	5.00						
6								
8								
10								
12								
14								
16								
18								

NOTES: MEASURING POINT ELEVATIONS MAY CHANGE; REFER TO CURRENT ELEVATION TABLE

CHEMICAL ANALYSIS (40)

OVERBURDEN LOG 17324-T06-AOI31-SC.GPJ CRA_CORP.GDT 4/26/11

STRATIGRAPHIC AND INSTRUMENTATION LOG (OVERBURDEN)

PROJECT NAME: FORMER GM MANUAL TRANSMISSIONS OF MUNCIE
BOREHOLE DESIGNATION: HH-4
PROJECT NUMBER: 17324
DATE COMPLETED: November 19, 2008
CLIENT: GENERAL MOTORS CORPORATION
DRILLING METHOD: Direct Push Technology
LOCATION: MUNCIE, INDIANA
FIELD PERSONNEL: Joe Phillips

DEPTH ft BGS	STRATIGRAPHIC DESCRIPTION & REMARKS	DEPTH ft BGS	BACKFILL DETAILS	SAMPLE NUMBER	SAMPLE INTERVAL	SAMPLE REC (%)	SAMPLE 'N' VALUE	SAMPLE PID (ppm)
0	ASPHALT and fill			39				0
	CH-CLAY, firm, high plasticity, brown, moist	0.80		40				0
2			BENTONITE					
4								0
	END OF BOREHOLE @ 5.0ft BGS	5.00						
6								
8								
10								
12								
14								
16								
18								

NOTES: MEASURING POINT ELEVATIONS MAY CHANGE; REFER TO CURRENT ELEVATION TABLE

CHEMICAL ANALYSIS ( )

OVERBURDEN LOG 17324-T06-AOI31-SC.GPJ CRA_CORP.GDT 4/26/11

STRATIGRAPHIC AND INSTRUMENTATION LOG
(OVERBURDEN)

PROJECT NAME: FORMER GM MANUAL TRANSMISSIONS OF MUNCIE
BOREHOLE DESIGNATION: HH-5

PROJECT NUMBER: 17324
DATE COMPLETED: November 19, 2008

CLIENT: GENERAL MOTORS CORPORATION
DRILLING METHOD: Direct Push Technology

LOCATION: MUNCIE, INDIANA
FIELD PERSONNEL: Joe Phillips

DEPTH ft BGS	STRATIGRAPHIC DESCRIPTION & REMARKS	DEPTH ft BGS	BACKFILL DETAILS	SAMPLE NUMBER	SAMPLE INTERVAL	SAMPLE REC (%)	SAMPLE 'N' VALUE	SAMPLE PID (ppm)
0	ASPHALT and fill	0.60		40				0.1
	CH-CLAY, firm, high plasticity, brown, moist, trace fine gravel, trace crushed brick							0
2			BENTONITE					
4								0
	END OF BOREHOLE @ 5.0ft BGS	5.00						
6								
8								
10								
12								
14								
16								
18								

NOTES: MEASURING POINT ELEVATIONS MAY CHANGE; REFER TO CURRENT ELEVATION TABLE

CHEMICAL ANALYSIS (40)

OVERBURDEN LOG 17324-T06-AOI31-SC.GPJ CRA_CORP.GDT 4/26/11

STRATIGRAPHIC AND INSTRUMENTATION LOG (OVERBURDEN)

PROJECT NAME: FORMER GM MANUAL TRANSMISSIONS OF MUNCIE
BOREHOLE DESIGNATION: HH-6
PROJECT NUMBER: 17324
DATE COMPLETED: November 19, 2008
CLIENT: GENERAL MOTORS CORPORATION
DRILLING METHOD: Direct Push Technology
LOCATION: MUNCIE, INDIANA
FIELD PERSONNEL: Joe Phillips

DEPTH ft BGS	STRATIGRAPHIC DESCRIPTION & REMARKS	DEPTH ft BGS	BACKFILL DETAILS	SAMPLE NUMBER	SAMPLE INTERVAL	SAMPLE REC (%)	SAMPLE 'N' VALUE	SAMPLE PID (ppm)
	ASPHALT and fill							
	CH-CLAY, soft, high plasticity, brown, moist	0.50		40				0
2								0
4			BENTONITE					0
	END OF BOREHOLE @ 5.0ft BGS	5.00						
6								
8								
10								
12								
14								
16								
18								

NOTES: MEASURING POINT ELEVATIONS MAY CHANGE; REFER TO CURRENT ELEVATION TABLE

CHEMICAL ANALYSIS (40)

OVERBURDEN LOG 17324-T06-AOI31-SC.GPJ CRA_CORP.GDT 4/26/11

STRATIGRAPHIC AND INSTRUMENTATION LOG (OVERBURDEN)

PROJECT NAME: FORMER GM MANUAL TRANSMISSIONS OF MUNCIE
BOREHOLE DESIGNATION: I-1

PROJECT NUMBER: 17324
DATE COMPLETED: November 18, 2008

CLIENT: GENERAL MOTORS CORPORATION
DRILLING METHOD: Direct Push Technology

LOCATION: MUNCIE, INDIANA
FIELD PERSONNEL: Joe Phillips

DEPTH ft BGS	STRATIGRAPHIC DESCRIPTION & REMARKS	DEPTH ft BGS	BACKFILL DETAILS	SAMPLE NUMBER	SAMPLE INTERVAL	SAMPLE REC (%)	SAMPLE 'N' VALUE	SAMPLE PID (ppm)
	ASPHALT and fill							0.1
	CH-CLAY, firm, high plasticity, dark brown, trace fine sand	1.00		15/16				0
2			BENTONITE					
4								0
	END OF BOREHOLE @ 5.0ft BGS	5.00						
6								
8								
10								
12								
14								
16								
18								

NOTES: MEASURING POINT ELEVATIONS MAY CHANGE; REFER TO CURRENT ELEVATION TABLE

CHEMICAL ANALYSIS (15/16)

OVERBURDEN LOG 17324-T06-AOI31-SC.GPJ CRA_CORP.GDT 4/26/11

STRATIGRAPHIC AND INSTRUMENTATION LOG (OVERBURDEN)

PROJECT NAME: FORMER GM MANUAL TRANSMISSIONS OF MUNCIE
BOREHOLE DESIGNATION: I-2
PROJECT NUMBER: 17324
DATE COMPLETED: November 18, 2008
CLIENT: GENERAL MOTORS CORPORATION
DRILLING METHOD: Direct Push Technology
LOCATION: MUNCIE, INDIANA
FIELD PERSONNEL: Joe Phillips

DEPTH ft BGS	STRATIGRAPHIC DESCRIPTION & REMARKS	DEPTH ft BGS	BACKFILL DETAILS	SAMPLE NUMBER	SAMPLE INTERVAL	SAMPLE REC (%)	SAMPLE 'N' VALUE	SAMPLE PID (ppm)
0	ASPHALT and fill	0.50						0
	CH-CLAY, firm, high plasticity, brown, moist, iron staining, trace vertical fractures			(18)				0
2			BENTONITE					
4								0
	END OF BOREHOLE @ 5.0ft BGS	5.00						
6								
8								
10								
12								
14								
16								
18								

NOTES: MEASURING POINT ELEVATIONS MAY CHANGE; REFER TO CURRENT ELEVATION TABLE

CHEMICAL ANALYSIS (18)

OVERBURDEN LOG 17324-T06-AOI31-SC.GPJ CRA_CORP.GDT 4/26/11

STRATIGRAPHIC AND INSTRUMENTATION LOG (OVERBURDEN)

PROJECT NAME: FORMER GM MANUAL TRANSMISSIONS OF MUNCIE
BOREHOLE DESIGNATION: I-3
PROJECT NUMBER: 17324
DATE COMPLETED: November 18, 2008
CLIENT: GENERAL MOTORS CORPORATION
DRILLING METHOD: Direct Push Technology
LOCATION: MUNCIE, INDIANA
FIELD PERSONNEL: Joe Phillips

DEPTH ft BGS	STRATIGRAPHIC DESCRIPTION & REMARKS	DEPTH ft BGS	BACKFILL DETAILS	SAMPLE NUMBER	SAMPLE INTERVAL	SAMPLE REC (%)	SAMPLE 'N' VALUE	SAMPLE PID (ppm)
0	ASPHALT and fill							0
	CH-CLAY, firm, high plasticity, brown, slightly moist, iron staining, vertical fractures	1.10		20				0
2			BENTONITE					
4								0
	END OF BOREHOLE @ 5.0ft BGS	5.00						
6								
8								
10								
12								
14								
16								
18								

NOTES: MEASURING POINT ELEVATIONS MAY CHANGE; REFER TO CURRENT ELEVATION TABLE

CHEMICAL ANALYSIS (20)

OVERBURDEN LOG 17324-T06-AOI31-SC.GPJ CRA_CORP.GDT 4/26/11

STRATIGRAPHIC AND INSTRUMENTATION LOG (OVERBURDEN)

PROJECT NAME: FORMER GM MANUAL TRANSMISSIONS OF MUNCIE
HOLE DESIGNATION: II-1

PROJECT NUMBER: 17324
DATE COMPLETED: November 19, 2008

CLIENT: GENERAL MOTORS CORPORATION
DRILLING METHOD: Direct Push Technology

LOCATION: MUNCIE, INDIANA
FIELD PERSONNEL: Nick Hill

DEPTH ft BGS	STRATIGRAPHIC DESCRIPTION & REMARKS	DEPTH ft BGS	BACKFILL DETAILS	SAMPLE NUMBER	SAMPLE INTERVAL	SAMPLE REC (%)	SAMPLE 'N' VALUE	SAMPLE PID (ppm)
	ASPHALT and fill	0.20						
	CH-CLAY with silt, firm, high plasticity, dark brown, moist - with sand at 1.0ft BGS		BENTONITE	4				0
2								
4								0
	END OF BOREHOLE @ 5.0ft BGS	5.00						
6								
8								
10								
12								
14								
16								
18								

NOTES: MEASURING POINT ELEVATIONS MAY CHANGE; REFER TO CURRENT ELEVATION TABLE

CHEMICAL ANALYSIS (4)

OVERBURDEN LOG 17324-T06-AOI31-SC.GPJ CRA_CORP.GDT 4/26/11

STRATIGRAPHIC AND INSTRUMENTATION LOG (OVERBURDEN)

PROJECT NAME: FORMER GM MANUAL TRANSMISSIONS OF MUNCIE
BOREHOLE DESIGNATION: II-2
PROJECT NUMBER: 17324
DATE COMPLETED: November 19, 2008
CLIENT: GENERAL MOTORS CORPORATION
DRILLING METHOD: Direct Push Technology
LOCATION: MUNCIE, INDIANA
FIELD PERSONNEL: Nick Hill

DEPTH ft BGS	STRATIGRAPHIC DESCRIPTION & REMARKS	DEPTH ft BGS	BACKFILL DETAILS	SAMPLE NUMBER	SAMPLE INTERVAL	SAMPLE REC (%)	SAMPLE 'N' VALUE	SAMPLE PID (ppm)
0	ASPHALT	0.20						
	CH-CLAY, firm, high plasticity, brown, moist, trace sand			3				0
				4				
2	- trace gravel, low plasticity, light brown at 2.8ft BGS		BENTONITE					0
4								
	END OF BOREHOLE @ 5.0ft BGS	5.00						
6								
8								
10								
12								
14								
16								
18								

NOTES: MEASURING POINT ELEVATIONS MAY CHANGE; REFER TO CURRENT ELEVATION TABLE

CHEMICAL ANALYSIS (3)

OVERBURDEN LOG 17324-T06-AOI31-SC.GPJ CRA_CORP.GDT 4/26/11

STRATIGRAPHIC AND INSTRUMENTATION LOG (OVERBURDEN)

PROJECT NAME: FORMER GM MANUAL TRANSMISSIONS OF MUNCIE
BOREHOLE DESIGNATION: II-3
PROJECT NUMBER: 17324
DATE COMPLETED: November 19, 2008
CLIENT: GENERAL MOTORS CORPORATION
DRILLING METHOD: Direct Push Technology
LOCATION: MUNCIE, INDIANA
FIELD PERSONNEL: Nick Hill

DEPTH ft BGS	STRATIGRAPHIC DESCRIPTION & REMARKS	DEPTH ft BGS	BACKFILL DETAILS	SAMPLE NUMBER	SAMPLE INTERVAL	SAMPLE REC (%)	SAMPLE 'N' VALUE	SAMPLE PID (ppm)
	ASPHALT and fill	0.50						
	CH-CLAY, soft, high plasticity, gray, wet, trace sand			6				0
2	- silty, firm, brown, moist at 1.0ft BGS		BENTONITE					
4	- soft, sandy, wet at 3.1ft BGS							0
	END OF BOREHOLE @ 5.0ft BGS	5.00						
6								
8								
10								
12								
14								
16								
18								

NOTES: MEASURING POINT ELEVATIONS MAY CHANGE; REFER TO CURRENT ELEVATION TABLE

CHEMICAL ANALYSIS (6)

OVERBURDEN LOG 17324-T06-AOI31-SC.GPJ CRA_CORP.GDT 4/26/11

STRATIGRAPHIC AND INSTRUMENTATION LOG (OVERBURDEN)

PROJECT NAME: FORMER GM MANUAL TRANSMISSIONS OF MUNCIE
HOLE DESIGNATION: II-4

PROJECT NUMBER: 17324
DATE COMPLETED: November 19, 2008

CLIENT: GENERAL MOTORS CORPORATION
DRILLING METHOD: Direct Push Technology

LOCATION: MUNCIE, INDIANA
FIELD PERSONNEL: Nick Hill

DEPTH ft BGS	STRATIGRAPHIC DESCRIPTION & REMARKS	DEPTH ft BGS	BACKFILL DETAILS	SAMPLE NUMBER	SAMPLE INTERVAL	SAMPLE REC (%)	SAMPLE 'N' VALUE	SAMPLE PID (ppm)
	ASPHALT and fill	0.20		5				0
	CH-CLAY, firm, high plasticity, reddish-brown, moist, trace sand - slight organic odor at 1.0ft BGS			6				
2	- reddish brown, no odor at 2.7ft BGS		BENTONITE					0
4								
	END OF BOREHOLE @ 5.0ft BGS	5.00						
6								
8								
10								
12								
14								
16								
18								

NOTES: MEASURING POINT ELEVATIONS MAY CHANGE; REFER TO CURRENT ELEVATION TABLE

CHEMICAL ANALYSIS ( )

OVERBURDEN LOG 17324-T06-AOI31-SC.GPJ CRA_CORP.GDT 4/26/11

STRATIGRAPHIC AND INSTRUMENTATION LOG (OVERBURDEN)

PROJECT NAME: FORMER GM MANUAL TRANSMISSIONS OF MUNCIE
BOREHOLE DESIGNATION: II-5
PROJECT NUMBER: 17324
DATE COMPLETED: November 19, 2008
CLIENT: GENERAL MOTORS CORPORATION
DRILLING METHOD: Direct Push Technology
LOCATION: MUNCIE, INDIANA
FIELD PERSONNEL: Nick Hill

DEPTH ft BGS	STRATIGRAPHIC DESCRIPTION & REMARKS	DEPTH ft BGS	BACKFILL DETAILS	SAMPLE NUMBER	SAMPLE INTERVAL	SAMPLE REC (%)	SAMPLE 'N' VALUE	SAMPLE PID (ppm)
	ASPHALT and fill	0.50						
	CH-SILTY CLAY, soft, high plasticity, brown, wet, trace sand			6				0
2	firm		BENTONITE					
4								0
	END OF BOREHOLE @ 5.0ft BGS	5.00						
6								
8								
10								
12								
14								
16								
18								

NOTES: MEASURING POINT ELEVATIONS MAY CHANGE; REFER TO CURRENT ELEVATION TABLE

CHEMICAL ANALYSIS (6)

OVERBURDEN LOG 17324-T06-AOI31-SC.GPJ CRA_CORP.GDT 4/26/11

STRATIGRAPHIC AND INSTRUMENTATION LOG
(OVERBURDEN)

PROJECT NAME: FORMER GM MANUAL TRANSMISSIONS OF MUNCIE
BOREHOLE DESIGNATION: II-6
PROJECT NUMBER: 17324
DATE COMPLETED: November 19, 2008
CLIENT: GENERAL MOTORS CORPORATION
DRILLING METHOD: Direct Push Technology
LOCATION: MUNCIE, INDIANA
FIELD PERSONNEL: Nick Hill

DEPTH ft BGS	STRATIGRAPHIC DESCRIPTION & REMARKS	DEPTH ft BGS	BACKFILL DETAILS	SAMPLE NUMBER	SAMPLE INTERVAL	SAMPLE REC (%)	SAMPLE 'N' VALUE	SAMPLE PID (ppm)
	ASPHALT and fill	0.50						
	CH-CLAY, with silt and sand, firm, high plasticity, reddish brown, moist			6				0
2	- trace sand and gravel at 2.4ft BGS		BENTONITE					
	- stiff, sandy at 3.2ft BGS							0
4								
	END OF BOREHOLE @ 5.0ft BGS	5.00						
6								
8								
10								
12								
14								
16								
18								

NOTES: MEASURING POINT ELEVATIONS MAY CHANGE; REFER TO CURRENT ELEVATION TABLE

CHEMICAL ANALYSIS (6)

OVERBURDEN LOG 17324-T06-AOI31-SC.GPJ CRA_CORP.GDT 4/26/11

STRATIGRAPHIC AND INSTRUMENTATION LOG (OVERBURDEN)

PROJECT NAME: FORMER GM MANUAL TRANSMISSIONS OF MUNCIE
BOREHOLE DESIGNATION: J-1
PROJECT NUMBER: 17324
DATE COMPLETED: November 17, 2008
CLIENT: GENERAL MOTORS CORPORATION
DRILLING METHOD: Direct Push Technology
LOCATION: MUNCIE, INDIANA
FIELD PERSONNEL: Joe Phillips

DEPTH ft BGS	STRATIGRAPHIC DESCRIPTION & REMARKS	DEPTH ft BGS	BACKFILL DETAILS	SAMPLE NUMBER	SAMPLE INTERVAL	SAMPLE REC (%)	SAMPLE 'N' VALUE	SAMPLE PID (ppm)
0	ASPHALT and fill							0
	CH-CLAY, firm, high plasticity, brown, moist and wet, with medium gravel	1.20		2				0
2	- dark gray, moist at 1.6ft BGS		BENTONITE					
4								0
	END OF BOREHOLE @ 5.0ft BGS	5.00						
6								
8								
10								
12								
14								
16								
18								

NOTES: MEASURING POINT ELEVATIONS MAY CHANGE; REFER TO CURRENT ELEVATION TABLE

CHEMICAL ANALYSIS (2)

OVERBURDEN LOG 17324-T06-AOI31-SC.GPJ CRA_CORP.GDT 4/26/11

STRATIGRAPHIC AND INSTRUMENTATION LOG (OVERBURDEN)

PROJECT NAME: FORMER GM MANUAL TRANSMISSIONS OF MUNCIE
BOREHOLE DESIGNATION: J-2
PROJECT NUMBER: 17324
DATE COMPLETED: November 17, 2008
CLIENT: GENERAL MOTORS CORPORATION
DRILLING METHOD: Direct Push Technology
LOCATION: MUNCIE, INDIANA
FIELD PERSONNEL: Joe Phillips

DEPTH ft BGS	STRATIGRAPHIC DESCRIPTION & REMARKS	DEPTH ft BGS	BACKFILL DETAILS	SAMPLE NUMBER	SAMPLE INTERVAL	SAMPLE REC (%)	SAMPLE 'N' VALUE	SAMPLE PID (ppm)
0	ASPHALT and fill							
	CH-CLAY, firm, high plasticity, dark gray	0.70		2				0
2	- brownish gray at 2.4ft BGS		BENTONITE					0
4								0
	END OF BOREHOLE @ 5.0ft BGS	5.00						
6								
8								
10								
12								
14								
16								
18								

NOTES: MEASURING POINT ELEVATIONS MAY CHANGE; REFER TO CURRENT ELEVATION TABLE

CHEMICAL ANALYSIS (2)

OVERBURDEN LOG 17324-T06-AOI31-SC.GPJ CRA_CORP.GDT 4/26/11

STRATIGRAPHIC AND INSTRUMENTATION LOG (OVERBURDEN)

PROJECT NAME: FORMER GM MANUAL TRANSMISSIONS OF MUNCIE
BOREHOLE DESIGNATION: J-3
PROJECT NUMBER: 17324
DATE COMPLETED: November 18, 2008
CLIENT: GENERAL MOTORS CORPORATION
DRILLING METHOD: Direct Push Technology
LOCATION: MUNCIE, INDIANA
FIELD PERSONNEL: Joe Phillips

DEPTH ft BGS	STRATIGRAPHIC DESCRIPTION & REMARKS	DEPTH ft BGS	BACKFILL DETAILS	SAMPLE NUMBER	SAMPLE INTERVAL	SAMPLE REC (%)	SAMPLE 'N' VALUE	SAMPLE PID (ppm)
	ASPHALT and fill							0
	SM-SILTY SAND, compact, coarse to medium, no plasticity, dark brown, slightly moist, trace roots, trace fine gravel	0.90		12				0
2	CL-SILTY CLAY, stiff, low plasticity, light brown, dry, trace roots, trace iron staining, trace vertical fractures	2.40	BENTONITE					
4								0
	END OF BOREHOLE @ 5.0ft BGS	5.00						
6								
8								
10								
12								
14								
16								
18								

NOTES: MEASURING POINT ELEVATIONS MAY CHANGE; REFER TO CURRENT ELEVATION TABLE

CHEMICAL ANALYSIS (12)

OVERBURDEN LOG 17324-T06-AOI31-SC.GPJ CRA_CORP.GDT 4/26/11

STRATIGRAPHIC AND INSTRUMENTATION LOG (OVERBURDEN)

PROJECT NAME: FORMER GM MANUAL TRANSMISSIONS OF MUNCIE
BOREHOLE DESIGNATION: JJ-1

PROJECT NUMBER: 17324
DATE COMPLETED: November 19, 2008

CLIENT: GENERAL MOTORS CORPORATION
DRILLING METHOD: Direct Push Technology

LOCATION: MUNCIE, INDIANA
FIELD PERSONNEL: Joe Phillips

DEPTH ft BGS	STRATIGRAPHIC DESCRIPTION & REMARKS	DEPTH ft BGS	BACKFILL DETAILS	SAMPLE NUMBER	SAMPLE INTERVAL	SAMPLE REC (%)	SAMPLE 'N' VALUE	SAMPLE PID (ppm)
0	ASPHALT and fill			33				0.1
	CH-CLAY, firm, high plasticity, reddish brown, moist, trace coarse sand	1.20		34				0.1
2			BENTONITE					
4								0
	END OF BOREHOLE @ 5.0ft BGS	5.00						
6								
8								
10								
12								
14								
16								
18								

NOTES: MEASURING POINT ELEVATIONS MAY CHANGE; REFER TO CURRENT ELEVATION TABLE

CHEMICAL ANALYSIS (33, 34)

OVERBURDEN LOG 17324-T06-AOI31-SC.GPJ CRA_CORP.GDT 4/26/11

STRATIGRAPHIC AND INSTRUMENTATION LOG (OVERBURDEN)

PROJECT NAME: FORMER GM MANUAL TRANSMISSIONS OF MUNCIE
BOREHOLE DESIGNATION: JJ-2
PROJECT NUMBER: 17324
DATE COMPLETED: November 19, 2008
CLIENT: GENERAL MOTORS CORPORATION
DRILLING METHOD: Direct Push Technology
LOCATION: MUNCIE, INDIANA
FIELD PERSONNEL: Joe Phillips

DEPTH ft BGS	STRATIGRAPHIC DESCRIPTION & REMARKS	DEPTH ft BGS	BACKFILL DETAILS	SAMPLE NUMBER	SAMPLE INTERVAL	SAMPLE REC (%)	SAMPLE 'N' VALUE	SAMPLE PID (ppm)
	ASPHALT and fill							0
	CH-CLAY, firm, high plasticity, reddish brown, moist, vertical fractures	1.00		34				0
2			BENTONITE					
4								0
	END OF BOREHOLE @ 5.0ft BGS	5.00						
6								
8								
10								
12								
14								
16								
18								

NOTES: MEASURING POINT ELEVATIONS MAY CHANGE; REFER TO CURRENT ELEVATION TABLE

CHEMICAL ANALYSIS (34)

OVERBURDEN LOG 17324-T06-AOI31-SC.GPJ CRA_CORP.GDT 4/26/11

STRATIGRAPHIC AND INSTRUMENTATION LOG (OVERBURDEN)

PROJECT NAME: FORMER GM MANUAL TRANSMISSIONS OF MUNCIE
BOREHOLE DESIGNATION: JJ-3
PROJECT NUMBER: 17324
DATE COMPLETED: November 19, 2008
CLIENT: GENERAL MOTORS CORPORATION
DRILLING METHOD: Direct Push Technology
LOCATION: MUNCIE, INDIANA
FIELD PERSONNEL: Joe Phillips

DEPTH ft BGS	STRATIGRAPHIC DESCRIPTION & REMARKS	DEPTH ft BGS	BACKFILL DETAILS	SAMPLE NUMBER	SAMPLE INTERVAL	SAMPLE REC (%)	SAMPLE 'N' VALUE	SAMPLE PID (ppm)
	ASPHALT and fill	0.50						0.1
	CH-CLAY, firm, high plasticity, brown, moist			37/38				0.1
2			BENTONITE					
4								0.2
	END OF BOREHOLE @ 5.0ft BGS	5.00						
6								
8								
10								
12								
14								
16								
18								

NOTES: MEASURING POINT ELEVATIONS MAY CHANGE; REFER TO CURRENT ELEVATION TABLE

CHEMICAL ANALYSIS (37/38)

OVERBURDEN LOG 17324-T06-AOI31-SC.GPJ CRA_CORP.GDT 4/26/11

STRATIGRAPHIC AND INSTRUMENTATION LOG
(OVERBURDEN)

PROJECT NAME: FORMER GM MANUAL TRANSMISSIONS OF MUNCIE
BOREHOLE DESIGNATION: JJ-4

PROJECT NUMBER: 17324
DATE COMPLETED: November 19, 2008

CLIENT: GENERAL MOTORS CORPORATION
DRILLING METHOD: Direct Push Technology

LOCATION: MUNCIE, INDIANA
FIELD PERSONNEL: Joe Phillips

DEPTH ft BGS	STRATIGRAPHIC DESCRIPTION & REMARKS	DEPTH ft BGS	BACKFILL DETAILS	SAMPLE NUMBER	SAMPLE INTERVAL	SAMPLE REC (%)	SAMPLE 'N' VALUE	SAMPLE PID (ppm)
0	ASPHALT and fill	0.50						0
	CH-CLAY, firm, high plasticity, reddish brown, moist, trace fine gravel and coarse sand			37/38				0.1
2			BENTONITE					
4								0.2
	END OF BOREHOLE @ 5.0ft BGS	5.00						
6								
8								
10								
12								
14								
16								
18								

NOTES: MEASURING POINT ELEVATIONS MAY CHANGE; REFER TO CURRENT ELEVATION TABLE

CHEMICAL ANALYSIS (37/38)

OVERBURDEN LOG 17324-T06-AOI31-SC.GPJ CRA_CORP.GDT 4/26/11

STRATIGRAPHIC AND INSTRUMENTATION LOG (OVERBURDEN)

PROJECT NAME: FORMER GM MANUAL TRANSMISSIONS OF MUNCIE
BOREHOLE DESIGNATION: JJ-5
PROJECT NUMBER: 17324
DATE COMPLETED: November 19, 2008
CLIENT: GENERAL MOTORS CORPORATION
DRILLING METHOD: Direct Push Technology
LOCATION: MUNCIE, INDIANA
FIELD PERSONNEL: Joe Phillips

DEPTH ft BGS	STRATIGRAPHIC DESCRIPTION & REMARKS	DEPTH ft BGS	BACKFILL DETAILS	SAMPLE NUMBER	SAMPLE INTERVAL	SAMPLE REC (%)	SAMPLE 'N' VALUE	SAMPLE PID (ppm)
	ASPHALT and fill			35/36				0
	CH-CLAY, firm, high plasticity, reddish brown, moist, trace fine gravel and coarse sand	0.90		37/38				0.2
2			BENTONITE					
4								0
	END OF BOREHOLE @ 5.0ft BGS	5.00						
6								
8								
10								
12								
14								
16								
18								

NOTES: MEASURING POINT ELEVATIONS MAY CHANGE; REFER TO CURRENT ELEVATION TABLE

CHEMICAL ANALYSIS ( )

OVERBURDEN LOG 17324-T06-AOI31-SC.GPJ CRA_CORP.GDT 4/26/11

STRATIGRAPHIC AND INSTRUMENTATION LOG
(OVERBURDEN)

PROJECT NAME: FORMER GM MANUAL TRANSMISSIONS OF MUNCIE
BOREHOLE DESIGNATION: JJ-6

PROJECT NUMBER: 17324
DATE COMPLETED: November 19, 2008

CLIENT: GENERAL MOTORS CORPORATION
DRILLING METHOD: Direct Push Technology

LOCATION: MUNCIE, INDIANA
FIELD PERSONNEL: Joe Phillips

DEPTH ft BGS	STRATIGRAPHIC DESCRIPTION & REMARKS	DEPTH ft BGS	BACKFILL DETAILS	SAMPLE NUMBER	SAMPLE INTERVAL	SAMPLE REC (%)	SAMPLE 'N' VALUE	SAMPLE PID (ppm)
0	ASPHALT and fill	0.60						0
	CH-CLAY, firm, high plasticity, reddish brown, moist, trace fine gravel and coarse sand			37/38				0
2			BENTONITE					0
4								
	END OF BOREHOLE @ 5.0ft BGS	5.00						
6								
8								
10								
12								
14								
16								
18								

NOTES: MEASURING POINT ELEVATIONS MAY CHANGE; REFER TO CURRENT ELEVATION TABLE

CHEMICAL ANALYSIS (37/38)

OVERBURDEN LOG 17324-T06-AOI31-SC.GPJ CRA_CORP.GDT 4/26/11

STRATIGRAPHIC AND INSTRUMENTATION LOG (OVERBURDEN)

PROJECT NAME: FORMER GM MANUAL TRANSMISSIONS OF MUNCIE
BOREHOLE DESIGNATION: K-1
PROJECT NUMBER: 17324
DATE COMPLETED: November 17, 2008
CLIENT: GENERAL MOTORS CORPORATION
DRILLING METHOD: Direct Push Technology
LOCATION: MUNCIE, INDIANA
FIELD PERSONNEL: Joe Phillips

DEPTH ft BGS	STRATIGRAPHIC DESCRIPTION & REMARKS	DEPTH ft BGS	BACKFILL DETAILS	SAMPLE NUMBER	SAMPLE INTERVAL	SAMPLE REC (%)	SAMPLE 'N' VALUE	SAMPLE PID (ppm)
0	ASPHALT and fill							0
	CH-CLAY, firm, high plasticity, brown, moist - dark gray at 1.3ft BGS	1.10	BENTONITE	2				0
2								
4								0
	END OF BOREHOLE @ 5.0ft BGS	5.00						
6								
8								
10								
12								
14								
16								
18								

NOTES: MEASURING POINT ELEVATIONS MAY CHANGE; REFER TO CURRENT ELEVATION TABLE

CHEMICAL ANALYSIS (2)

OVERBURDEN LOG 17324-T06-AOI31-SC.GPJ CRA_CORP.GDT 4/26/11

STRATIGRAPHIC AND INSTRUMENTATION LOG (OVERBURDEN)

PROJECT NAME: FORMER GM MANUAL TRANSMISSIONS OF MUNCIE
BOREHOLE DESIGNATION: K-2
PROJECT NUMBER: 17324
DATE COMPLETED: November 17, 2008
CLIENT: GENERAL MOTORS CORPORATION
DRILLING METHOD: Direct Push Technology
LOCATION: MUNCIE, INDIANA
FIELD PERSONNEL: Joe Phillips

DEPTH ft BGS	STRATIGRAPHIC DESCRIPTION & REMARKS	DEPTH ft BGS	BACKFILL DETAILS	SAMPLE NUMBER	SAMPLE INTERVAL	SAMPLE REC (%)	SAMPLE 'N' VALUE	SAMPLE PID (ppm)
0	ASPHALT and fill							0
	CH-CLAY, firm, high plasticity, dark gray, with coarse sand	1.20	BENTONITE	2				0
2								
4								0.1
	END OF BOREHOLE @ 5.0ft BGS	5.00						
6								
8								
10								
12								
14								
16								
18								

NOTES: MEASURING POINT ELEVATIONS MAY CHANGE; REFER TO CURRENT ELEVATION TABLE

CHEMICAL ANALYSIS (2)

OVERBURDEN LOG 17324-T06-AOI31-SC.GPJ CRA_CORP.GDT 4/26/11

STRATIGRAPHIC AND INSTRUMENTATION LOG (OVERBURDEN)

PROJECT NAME: FORMER GM MANUAL TRANSMISSIONS OF MUNCIE
BOREHOLE DESIGNATION: K-3

PROJECT NUMBER: 17324
DATE COMPLETED: November 18, 2008

CLIENT: GENERAL MOTORS CORPORATION
DRILLING METHOD: Direct Push Technology

LOCATION: MUNCIE, INDIANA
FIELD PERSONNEL: Joe Phillips

DEPTH ft BGS	STRATIGRAPHIC DESCRIPTION & REMARKS	DEPTH ft BGS	BACKFILL DETAILS	SAMPLE NUMBER	SAMPLE INTERVAL	SAMPLE REC (%)	SAMPLE 'N' VALUE	SAMPLE PID (ppm)
0	ASPHALT and fill			11				0
	SM-SILTY SAND, compact, medium to coarse, no plasticity, trace medium gravel and brick	0.80		12				0
2	CH-SILTY SAND, stiff, low plasticity, light brown, moist, trace iron staining, trace vertical fractures	2.00	BENTONITE					
4								0
	END OF BOREHOLE @ 5.0ft BGS	5.00						
6								
8								
10								
12								
14								
16								
18								

NOTES: MEASURING POINT ELEVATIONS MAY CHANGE; REFER TO CURRENT ELEVATION TABLE

CHEMICAL ANALYSIS (11)

OVERBURDEN LOG 17324-T06-AOI31-SC.GPJ CRA_CORP.GDT 4/26/11

STRATIGRAPHIC AND INSTRUMENTATION LOG (OVERBURDEN)

PROJECT NAME: FORMER GM MANUAL TRANSMISSIONS OF MUNCIE
BOREHOLE DESIGNATION: KK-1
PROJECT NUMBER: 17324
DATE COMPLETED: November 19, 2008
CLIENT: GENERAL MOTORS CORPORATION
DRILLING METHOD: Direct Push Technology
LOCATION: MUNCIE, INDIANA
FIELD PERSONNEL: Nick Hill

DEPTH ft BGS	STRATIGRAPHIC DESCRIPTION & REMARKS	DEPTH ft BGS	BACKFILL DETAILS	SAMPLE NUMBER	SAMPLE INTERVAL	SAMPLE REC (%)	SAMPLE 'N' VALUE	SAMPLE PID (ppm)
	ASPHALT and fill	0.50						
	CH-CLAY with sand, firm, brown, moist, oxidization			4				0.1
2	- silty, sand, soft, wet, trace gravel at 2.1ft BGS		BENTONITE					
	- sand and clay at 3.0ft BGS							0
4								
	END OF BOREHOLE @ 5.0ft BGS	5.00						
6								
8								
10								
12								
14								
16								
18								

NOTES: MEASURING POINT ELEVATIONS MAY CHANGE; REFER TO CURRENT ELEVATION TABLE

CHEMICAL ANALYSIS (4)

OVERBURDEN LOG 17324-T06-AOI31-SC.GPJ CRA_CORP.GDT 4/26/11

STRATIGRAPHIC AND INSTRUMENTATION LOG (OVERBURDEN)

PROJECT NAME: FORMER GM MANUAL TRANSMISSIONS OF MUNCIE
BOREHOLE DESIGNATION: KK-2
PROJECT NUMBER: 17324
DATE COMPLETED: November 19, 2008
CLIENT: GENERAL MOTORS CORPORATION
DRILLING METHOD: Direct Push Technology
LOCATION: MUNCIE, INDIANA
FIELD PERSONNEL: Nick Hill

DEPTH ft BGS	STRATIGRAPHIC DESCRIPTION & REMARKS	DEPTH ft BGS	BACKFILL DETAILS	SAMPLE NUMBER	SAMPLE INTERVAL	SAMPLE REC (%)	SAMPLE 'N' VALUE	SAMPLE PID (ppm)
0	ASPHALT and fill	0.20		2				0
	CH-CLAY with silt, high plasticity, dark brown with gray, wet			4				
	- stiff, trace sand, brown/gray, moist at 1.5ft BGS							
2			BENTONITE					
	- oxidized at 3.0ft BGS							0
4								
	END OF BOREHOLE @ 5.0ft BGS	5.00						
6								
8								
10								
12								
14								
16								
18								

NOTES: MEASURING POINT ELEVATIONS MAY CHANGE; REFER TO CURRENT ELEVATION TABLE

CHEMICAL ANALYSIS (oval)

OVERBURDEN LOG 17324-T06-AOI31-SC.GPJ CRA_CORP.GDT 4/26/11

STRATIGRAPHIC AND INSTRUMENTATION LOG (OVERBURDEN)

PROJECT NAME: FORMER GM MANUAL TRANSMISSIONS OF MUNCIE
BOREHOLE DESIGNATION: KK-3
PROJECT NUMBER: 17324
DATE COMPLETED: November 19, 2008
CLIENT: GENERAL MOTORS CORPORATION
DRILLING METHOD: Direct Push Technology
LOCATION: MUNCIE, INDIANA
FIELD PERSONNEL: Nick Hill

DEPTH ft BGS	STRATIGRAPHIC DESCRIPTION & REMARKS	DEPTH ft BGS	BACKFILL DETAILS	SAMPLE NUMBER	SAMPLE INTERVAL	SAMPLE REC (%)	SAMPLE 'N' VALUE	SAMPLE PID (ppm)
0	ASPHALT and fill							
	CH-CLAY with silt, firm, high plasticity, dark brown, moist, trace gravel	0.80		1				0
2			BENTONITE					
4	- silty with sand at 3.9ft BGS							0
	END OF BOREHOLE @ 5.0ft BGS	5.00						
6								
8								
10								
12								
14								
16								
18								

NOTES: MEASURING POINT ELEVATIONS MAY CHANGE; REFER TO CURRENT ELEVATION TABLE

CHEMICAL ANALYSIS (1)

OVERBURDEN LOG 17324-T06-AOI31-SC.GPJ CRA_CORP.GDT 4/26/11

STRATIGRAPHIC AND INSTRUMENTATION LOG (OVERBURDEN)

PROJECT NAME: FORMER GM MANUAL TRANSMISSIONS OF MUNCIE
BOREHOLE DESIGNATION: KK-4

PROJECT NUMBER: 17324
DATE COMPLETED: November 19, 2008

CLIENT: GENERAL MOTORS CORPORATION
DRILLING METHOD: Direct Push Technology

LOCATION: MUNCIE, INDIANA
FIELD PERSONNEL: Nick Hill

DEPTH ft BGS	STRATIGRAPHIC DESCRIPTION & REMARKS	DEPTH ft BGS	BACKFILL DETAILS	SAMPLE NUMBER	SAMPLE INTERVAL	SAMPLE REC (%)	SAMPLE 'N' VALUE	SAMPLE PID (ppm)
	ASPHALT and fill	0.20						
	CH-CLAY with silt, firm, high plasticity, dark brown, moist			1				0
2	- rocky at 2.0ft BGS		BENTONITE					
	- silty, low plasticity, light brown, dry, trace gravel at 2.9ft BGS							0
4								
	END OF BOREHOLE @ 5.0ft BGS	5.00						
6								
8								
10								
12								
14								
16								
18								

NOTES: MEASURING POINT ELEVATIONS MAY CHANGE; REFER TO CURRENT ELEVATION TABLE

CHEMICAL ANALYSIS (1)

OVERBURDEN LOG 17324-T06-AOI31-SC.GPJ CRA_CORP.GDT 4/26/11

STRATIGRAPHIC AND INSTRUMENTATION LOG (OVERBURDEN)

PROJECT NAME: FORMER GM MANUAL TRANSMISSIONS OF MUNCIE
BOREHOLE DESIGNATION: KK-5
PROJECT NUMBER: 17324
DATE COMPLETED: November 19, 2008
CLIENT: GENERAL MOTORS CORPORATION
DRILLING METHOD: Direct Push Technology
LOCATION: MUNCIE, INDIANA
FIELD PERSONNEL: Nick Hill

DEPTH ft BGS	STRATIGRAPHIC DESCRIPTION & REMARKS	DEPTH ft BGS	BACKFILL DETAILS	SAMPLE NUMBER	SAMPLE INTERVAL	SAMPLE REC (%)	SAMPLE 'N' VALUE	SAMPLE PID (ppm)
0	ASPHALT and fill	0.20						
	CH-SILTY CLAY, firm, high plasticity, dark brown, trace sand			1				2.4
2	- silty, sandy, low plasticity, moist to wet at 2.0ft BGS		BENTONITE					
4								2.4
	END OF BOREHOLE @ 5.0ft BGS	5.00						
6								
8								
10								
12								
14								
16								
18								

NOTES: MEASURING POINT ELEVATIONS MAY CHANGE; REFER TO CURRENT ELEVATION TABLE

CHEMICAL ANALYSIS (1)

OVERBURDEN LOG 17324-T06-AOI31-SC.GPJ CRA_CORP.GDT 4/26/11

STRATIGRAPHIC AND INSTRUMENTATION LOG (OVERBURDEN)

PROJECT NAME: FORMER GM MANUAL TRANSMISSIONS OF MUNCIE
BOREHOLE DESIGNATION: KK-6
PROJECT NUMBER: 17324
DATE COMPLETED: November 18, 2008
CLIENT: GENERAL MOTORS CORPORATION
DRILLING METHOD: Direct Push Technology
LOCATION: MUNCIE, INDIANA
FIELD PERSONNEL: Nick Hill

DEPTH ft BGS	STRATIGRAPHIC DESCRIPTION & REMARKS	DEPTH ft BGS	BACKFILL DETAILS	SAMPLE NUMBER	SAMPLE INTERVAL	SAMPLE REC (%)	SAMPLE 'N' VALUE	SAMPLE PID (ppm)
0	ASPHALT and fill	0.20						
	CH-CLAY, with silt, firm, high plasticity, dark brown, moist			1				1.1
2	- silty, wet at 2.2ft BGS		BENTONITE					
	- rocky at 2.8ft BGS							
	- sandy, silty clay, low plasticity, moist at 2.9ft BGS							2.3
4								
	END OF BOREHOLE @ 5.0ft BGS	5.00						
6								
8								
10								
12								
14								
16								
18								

NOTES: MEASURING POINT ELEVATIONS MAY CHANGE; REFER TO CURRENT ELEVATION TABLE

CHEMICAL ANALYSIS (1)

OVERBURDEN LOG 17324-T06-AOI31-SC.GPJ CRA_CORP.GDT 4/26/11

STRATIGRAPHIC AND INSTRUMENTATION LOG (OVERBURDEN)

PROJECT NAME: FORMER GM MANUAL TRANSMISSIONS OF MUNCIE
BOREHOLE DESIGNATION: L-1
PROJECT NUMBER: 17324
DATE COMPLETED: November 17, 2008
CLIENT: GENERAL MOTORS CORPORATION
DRILLING METHOD: Direct Push Technology
LOCATION: MUNCIE, INDIANA
FIELD PERSONNEL: Joe Phillips

DEPTH ft BGS	STRATIGRAPHIC DESCRIPTION & REMARKS	DEPTH ft BGS	BACKFILL DETAILS	SAMPLE NUMBER	SAMPLE INTERVAL	SAMPLE REC (%)	SAMPLE 'N' VALUE	SAMPLE PID (ppm)
	ASPHALT and fill							0
	CH-CLAY, firm, high plasticity, dark brown, moist	1.00		1				0
2	- dark gray at 1.7ft BGS		BENTONITE					
4								0
	END OF BOREHOLE @ 5.0ft BGS	5.00						
6								
8								
10								
12								
14								
16								
18								

NOTES: MEASURING POINT ELEVATIONS MAY CHANGE; REFER TO CURRENT ELEVATION TABLE

CHEMICAL ANALYSIS (1)

OVERBURDEN LOG 17324-T06-AOI31-SC.GPJ CRA_CORP.GDT 4/26/11

STRATIGRAPHIC AND INSTRUMENTATION LOG (OVERBURDEN)

PROJECT NAME: FORMER GM MANUAL TRANSMISSIONS OF MUNCIE
BOREHOLE DESIGNATION: L-2

PROJECT NUMBER: 17324
DATE COMPLETED: November 17, 2008

CLIENT: GENERAL MOTORS CORPORATION
DRILLING METHOD: Direct Push Technology

LOCATION: MUNCIE, INDIANA
FIELD PERSONNEL: Joe Phillips

DEPTH ft BGS	STRATIGRAPHIC DESCRIPTION & REMARKS	DEPTH ft BGS	BACKFILL DETAILS	SAMPLE NUMBER	SAMPLE INTERVAL	SAMPLE REC (%)	SAMPLE 'N' VALUE	SAMPLE PID (ppm)
	ASPHALT and fill							0
	CH-CLAY, firm, high plasticity, dark brown, moist, with coarse sand	0.80		3				0
2	- sand seam, loose, brown, dry with medium gravel at 2.1ft BGS		BENTONITE					
4								0
	END OF BOREHOLE @ 5.0ft BGS	5.00						
6								
8								
10								
12								
14								
16								
18								

NOTES: MEASURING POINT ELEVATIONS MAY CHANGE; REFER TO CURRENT ELEVATION TABLE

CHEMICAL ANALYSIS (3)

OVERBURDEN LOG 17324-T06-AOI31-SC.GPJ CRA_CORP.GDT 4/26/11

STRATIGRAPHIC AND INSTRUMENTATION LOG (OVERBURDEN)

PROJECT NAME: FORMER GM MANUAL TRANSMISSIONS OF MUNCIE
BOREHOLE DESIGNATION: L-3
PROJECT NUMBER: 17324
DATE COMPLETED: November 18, 2008
CLIENT: GENERAL MOTORS CORPORATION
DRILLING METHOD: Direct Push Technology
LOCATION: MUNCIE, INDIANA
FIELD PERSONNEL: Joe Phillips

DEPTH ft BGS	STRATIGRAPHIC DESCRIPTION & REMARKS	DEPTH ft BGS	BACKFILL DETAILS	SAMPLE NUMBER	SAMPLE INTERVAL	SAMPLE REC (%)	SAMPLE 'N' VALUE	SAMPLE PID (ppm)
0	ASPHALT and fill			10				0.1
	SM-SILTY SAND, compact, no plasticity, medium to coarse, black, moist	1.00		12				0
2	CH-CLAY, firm, high plasticity, gray, moist	2.00	BENTONITE					
4								0
	END OF BOREHOLE @ 5.0ft BGS	5.00						
6								
8								
10								
12								
14								
16								
18								

NOTES: MEASURING POINT ELEVATIONS MAY CHANGE; REFER TO CURRENT ELEVATION TABLE

CHEMICAL ANALYSIS (10)

OVERBURDEN LOG 17324-T06-AOI31-SC.GPJ CRA_CORP.GDT 4/26/11

STRATIGRAPHIC AND INSTRUMENTATION LOG (OVERBURDEN)

PROJECT NAME: FORMER GM MANUAL TRANSMISSIONS OF MUNCIE
BOREHOLE DESIGNATION: LL-1
PROJECT NUMBER: 17324
DATE COMPLETED: November 19, 2008
CLIENT: GENERAL MOTORS CORPORATION
DRILLING METHOD: Direct Push Technology
LOCATION: MUNCIE, INDIANA
FIELD PERSONNEL: Joe Phillips

DEPTH ft BGS	STRATIGRAPHIC DESCRIPTION & REMARKS	DEPTH ft BGS	BACKFILL DETAILS	SAMPLE NUMBER	SAMPLE INTERVAL	SAMPLE REC (%)	SAMPLE 'N' VALUE	SAMPLE PID (ppm)
0	ASPHALT and fill							0
	CH-CLAY, firm, high plasticity, brown, moist, iron staining, vertical fractures	1.20		34				0.1
2			BENTONITE					0.1
4								
	END OF BOREHOLE @ 5.0ft BGS	5.00						
6								
8								
10								
12								
14								
16								
18								

NOTES: MEASURING POINT ELEVATIONS MAY CHANGE; REFER TO CURRENT ELEVATION TABLE

CHEMICAL ANALYSIS (34)

OVERBURDEN LOG 17324-T06-AOI31-SC.GPJ CRA_CORP.GDT 4/26/11

STRATIGRAPHIC AND INSTRUMENTATION LOG (OVERBURDEN)

PROJECT NAME: FORMER GM MANUAL TRANSMISSIONS OF MUNCIE
BOREHOLE DESIGNATION: LL-2

PROJECT NUMBER: 17324
DATE COMPLETED: November 19, 2008

CLIENT: GENERAL MOTORS CORPORATION
DRILLING METHOD: Direct Push Technology

LOCATION: MUNCIE, INDIANA
FIELD PERSONNEL: Joe Phillips

DEPTH ft BGS	STRATIGRAPHIC DESCRIPTION & REMARKS	DEPTH ft BGS	BACKFILL DETAILS	SAMPLE NUMBER	SAMPLE INTERVAL	SAMPLE REC (%)	SAMPLE 'N' VALUE	SAMPLE PID (ppm)
0	ASPHALT and fill							0
	CH-CLAY, firm high plasticity, brown, moist, iron staining, vertical fractures	1.20	BENTONITE	34				0
2								
4								0.1
	END OF BOREHOLE @ 5.0ft BGS	5.00						
6								
8								
10								
12								
14								
16								
18								

NOTES: MEASURING POINT ELEVATIONS MAY CHANGE; REFER TO CURRENT ELEVATION TABLE

CHEMICAL ANALYSIS (34)

OVERBURDEN LOG 17324-T06-AOI31-SC.GPJ CRA_CORP.GDT 4/26/11

STRATIGRAPHIC AND INSTRUMENTATION LOG (OVERBURDEN)

PROJECT NAME: FORMER GM MANUAL TRANSMISSIONS OF MUNCIE
BOREHOLE DESIGNATION: LL-3

PROJECT NUMBER: 17324
DATE COMPLETED: November 19, 2008

CLIENT: GENERAL MOTORS CORPORATION
DRILLING METHOD: Direct Push Technology

LOCATION: MUNCIE, INDIANA
FIELD PERSONNEL: Joe Phillips

DEPTH ft BGS	STRATIGRAPHIC DESCRIPTION & REMARKS	DEPTH ft BGS	BACKFILL DETAILS	SAMPLE NUMBER	SAMPLE INTERVAL	SAMPLE REC (%)	SAMPLE 'N' VALUE	SAMPLE PID (ppm)
0	ASPHALT and fill							0.1
	CH-CLAY, firm, high plasticity, grayish brown, moist, trace coarse sand with fine gravel	1.20	BENTONITE	32				0.1
2								
4								0
	END OF BOREHOLE @ 5.0ft BGS	5.00						
6								
8								
10								
12								
14								
16								
18								

NOTES: MEASURING POINT ELEVATIONS MAY CHANGE; REFER TO CURRENT ELEVATION TABLE

CHEMICAL ANALYSIS (32)

OVERBURDEN LOG 17324-T06-AOI31-SC.GPJ CRA_CORP.GDT 4/26/11

STRATIGRAPHIC AND INSTRUMENTATION LOG (OVERBURDEN)

PROJECT NAME: FORMER GM MANUAL TRANSMISSIONS OF MUNCIE
BOREHOLE DESIGNATION: LL-4
PROJECT NUMBER: 17324
DATE COMPLETED: November 19, 2008
CLIENT: GENERAL MOTORS CORPORATION
DRILLING METHOD: Direct Push Technology
LOCATION: MUNCIE, INDIANA
FIELD PERSONNEL: Joe Phillips

DEPTH ft BGS	STRATIGRAPHIC DESCRIPTION & REMARKS	DEPTH ft BGS	BACKFILL DETAILS	SAMPLE NUMBER	SAMPLE INTERVAL	SAMPLE REC (%)	SAMPLE 'N' VALUE	SAMPLE PID (ppm)
0	ASPHALT and fill			31				0
	CH-CLAY, firm, high plasticity, brown, moist	0.90		32				0
2			BENTONITE					0
4								
	END OF BOREHOLE @ 5.0ft BGS	5.00						
6								
8								
10								
12								
14								
16								
18								

NOTES: MEASURING POINT ELEVATIONS MAY CHANGE; REFER TO CURRENT ELEVATION TABLE

CHEMICAL ANALYSIS (31, 32)

OVERBURDEN LOG 17324-T06-AOI31-SC.GPJ CRA_CORP.GDT 4/26/11

STRATIGRAPHIC AND INSTRUMENTATION LOG (OVERBURDEN)

PROJECT NAME: FORMER GM MANUAL TRANSMISSIONS OF MUNCIE
BOREHOLE DESIGNATION: LL-5

PROJECT NUMBER: 17324
DATE COMPLETED: November 19, 2008

CLIENT: GENERAL MOTORS CORPORATION
DRILLING METHOD: Direct Push Technology

LOCATION: MUNCIE, INDIANA
FIELD PERSONNEL: Joe Phillips

DEPTH ft BGS	STRATIGRAPHIC DESCRIPTION & REMARKS	DEPTH ft BGS	BACKFILL DETAILS	SAMPLE NUMBER	SAMPLE INTERVAL	SAMPLE REC (%)	SAMPLE 'N' VALUE	SAMPLE PID (ppm)
0	ASPHALT and fill	0.60						0
	CH-CLAY, firm, high plasticity, reddish brown, moist, trace coarse sand			32				0
2			BENTONITE					
4								0
	END OF BOREHOLE @ 5.0ft BGS	5.00						
6								
8								
10								
12								
14								
16								
18								

NOTES: MEASURING POINT ELEVATIONS MAY CHANGE; REFER TO CURRENT ELEVATION TABLE

CHEMICAL ANALYSIS ( )

OVERBURDEN LOG 17324-T06-AOI31-SC.GPJ CRA_CORP.GDT 4/26/11

STRATIGRAPHIC AND INSTRUMENTATION LOG (OVERBURDEN)

PROJECT NAME: FORMER GM MANUAL TRANSMISSIONS OF MUNCIE
BOREHOLE DESIGNATION: LL-6

PROJECT NUMBER: 17324
DATE COMPLETED: November 19, 2008

CLIENT: GENERAL MOTORS CORPORATION
DRILLING METHOD: Direct Push Technology

LOCATION: MUNCIE, INDIANA
FIELD PERSONNEL: Joe Phillips

DEPTH ft BGS	STRATIGRAPHIC DESCRIPTION & REMARKS	DEPTH ft BGS	BACKFILL DETAILS	SAMPLE NUMBER	SAMPLE INTERVAL	SAMPLE REC (%)	SAMPLE 'N' VALUE	SAMPLE PID (ppm)
0	ASPHALT and fill	0.50						0
	CH-CLAY, firm, high plasticity, reddish brown, moist, trace fine gravel and coarse sand			32				0
2			BENTONITE					
4								0
	END OF BOREHOLE @ 5.0ft BGS	5.00						
6								
8								
10								
12								
14								
16								
18								

NOTES: MEASURING POINT ELEVATIONS MAY CHANGE; REFER TO CURRENT ELEVATION TABLE

CHEMICAL ANALYSIS (32)

OVERBURDEN LOG 17324-T06-AOI31-SC.GPJ CRA_CORP.GDT 4/26/11

STRATIGRAPHIC AND INSTRUMENTATION LOG (OVERBURDEN)

PROJECT NAME: FORMER GM MANUAL TRANSMISSIONS OF MUNCIE
BOREHOLE DESIGNATION: M-1
PROJECT NUMBER: 17324
DATE COMPLETED: November 17, 2008
CLIENT: GENERAL MOTORS CORPORATION
DRILLING METHOD: Direct Push Technology
LOCATION: MUNCIE, INDIANA
FIELD PERSONNEL: Joe Phillips

DEPTH ft BGS	STRATIGRAPHIC DESCRIPTION & REMARKS	DEPTH ft BGS	BACKFILL DETAILS	SAMPLE NUMBER	SAMPLE INTERVAL	SAMPLE REC (%)	SAMPLE 'N' VALUE	SAMPLE PID (ppm)
0	ASPHALT and fill							0
	CH-CLAY, firm, high plasticity, dark brown, moist	1.20		1				0
2			BENTONITE					
4								0
	END OF BOREHOLE @ 5.0ft BGS	5.00						
6								
8								
10								
12								
14								
16								
18								

NOTES: MEASURING POINT ELEVATIONS MAY CHANGE; REFER TO CURRENT ELEVATION TABLE

CHEMICAL ANALYSIS (1)

OVERBURDEN LOG 17324-T06-AOI31-SC.GPJ CRA_CORP.GDT 4/26/11

STRATIGRAPHIC AND INSTRUMENTATION LOG (OVERBURDEN)

PROJECT NAME: FORMER GM MANUAL TRANSMISSIONS OF MUNCIE
BOREHOLE DESIGNATION: M-2
PROJECT NUMBER: 17324
DATE COMPLETED: November 17, 2008
CLIENT: GENERAL MOTORS CORPORATION
DRILLING METHOD: Direct Push Technology
LOCATION: MUNCIE, INDIANA
FIELD PERSONNEL: Joe Phillips

DEPTH ft BGS	STRATIGRAPHIC DESCRIPTION & REMARKS	DEPTH ft BGS	BACKFILL DETAILS	SAMPLE NUMBER	SAMPLE INTERVAL	SAMPLE REC (%)	SAMPLE 'N' VALUE	SAMPLE PID (ppm)
	ASPHALT and fill							0
	SM-SILTY SAND, compact, medium to coarse, low plasticity, black, moist	0.70		3				0
2	CH-CLAY, firm, high plasticity, dark gray, moist	1.70	BENTONITE					
4								0.2
	END OF BOREHOLE @ 5.0ft BGS	5.00						
6								
8								
10								
12								
14								
16								
18								

NOTES: MEASURING POINT ELEVATIONS MAY CHANGE; REFER TO CURRENT ELEVATION TABLE

CHEMICAL ANALYSIS (3)

OVERBURDEN LOG 17324-T06-AOI31-SC.GPJ CRA_CORP.GDT 4/26/11

STRATIGRAPHIC AND INSTRUMENTATION LOG (OVERBURDEN)

PROJECT NAME: FORMER GM MANUAL TRANSMISSIONS OF MUNCIE
BOREHOLE DESIGNATION: M-3
PROJECT NUMBER: 17324
DATE COMPLETED: November 18, 2008
CLIENT: GENERAL MOTORS CORPORATION
DRILLING METHOD: Direct Push Technology
LOCATION: MUNCIE, INDIANA
FIELD PERSONNEL: Joe Phillips

DEPTH ft BGS	STRATIGRAPHIC DESCRIPTION & REMARKS	DEPTH ft BGS	BACKFILL DETAILS	SAMPLE NUMBER	SAMPLE INTERVAL	SAMPLE REC (%)	SAMPLE 'N' VALUE	SAMPLE PID (ppm)
	ASPHALT and fill			9				0
	SM-SILTY SAND, compact, medium coarse, no plasticity, brown, moist with trace coarse sand	1.00		12				0
2	CH-CLAY firm, high plasticity, brown, moist, with trace coarse sand	2.20	BENTONITE					
4								0
	END OF BOREHOLE @ 5.0ft BGS	5.00						
6								
8								
10								
12								
14								
16								
18								

NOTES: MEASURING POINT ELEVATIONS MAY CHANGE; REFER TO CURRENT ELEVATION TABLE

CHEMICAL ANALYSIS (9)

OVERBURDEN LOG 17324-T06-AOI31-SC.GPJ CRA_CORP.GDT 4/26/11

STRATIGRAPHIC AND INSTRUMENTATION LOG (OVERBURDEN)

PROJECT NAME: FORMER GM MANUAL TRANSMISSIONS OF MUNCIE
BOREHOLE DESIGNATION: N-1
PROJECT NUMBER: 17324
DATE COMPLETED: November 17, 2008
CLIENT: GENERAL MOTORS CORPORATION
DRILLING METHOD: Direct Push Technology
LOCATION: MUNCIE, INDIANA
FIELD PERSONNEL: Joe Phillips

DEPTH ft BGS	STRATIGRAPHIC DESCRIPTION & REMARKS	DEPTH ft BGS	BACKFILL DETAILS	SAMPLE NUMBER	SAMPLE INTERVAL	SAMPLE REC (%)	SAMPLE 'N' VALUE	SAMPLE PID (ppm)
	ASPHALT and fill							0
	CH-CLAY, firm, high plasticity, dark brown, moist, trace coarse sand	1.00		1				0
2			BENTONITE					
4								0
	END OF BOREHOLE @ 5.0ft BGS	5.00						
6								
8								
10								
12								
14								
16								
18								

NOTES: MEASURING POINT ELEVATIONS MAY CHANGE; REFER TO CURRENT ELEVATION TABLE

CHEMICAL ANALYSIS (1)

OVERBURDEN LOG 17324-T06-AOI31-SC.GPJ CRA_CORP.GDT 4/26/11

STRATIGRAPHIC AND INSTRUMENTATION LOG (OVERBURDEN)

PROJECT NAME: FORMER GM MANUAL TRANSMISSIONS OF MUNCIE
BOREHOLE DESIGNATION: N-2
PROJECT NUMBER: 17324
DATE COMPLETED: November 17, 2008
CLIENT: GENERAL MOTORS CORPORATION
DRILLING METHOD: Direct Push Technology
LOCATION: MUNCIE, INDIANA
FIELD PERSONNEL: Joe Phillips

DEPTH ft BGS	STRATIGRAPHIC DESCRIPTION & REMARKS	DEPTH ft BGS	BACKFILL DETAILS	SAMPLE NUMBER	SAMPLE INTERVAL	SAMPLE REC (%)	SAMPLE 'N' VALUE	SAMPLE PID (ppm)
	ASPHALT and fill							0
	SM-SILTY SAND, compact, medium to coarse, no plasticity, black moist	0.90		3				0
2	CH-CLAY, firm, high plasticity, dark gray - brown at 2.0ft BGS	1.50	BENTONITE					
	- black at 3.1ft BGS							0
4								
	END OF BOREHOLE @ 5.0ft BGS	5.00						
6								
8								
10								
12								
14								
16								
18								

NOTES: MEASURING POINT ELEVATIONS MAY CHANGE; REFER TO CURRENT ELEVATION TABLE

CHEMICAL ANALYSIS (3)

OVERBURDEN LOG 17324-T06-AOI31-SC.GPJ CRA_CORP.GDT 4/26/11

STRATIGRAPHIC AND INSTRUMENTATION LOG (OVERBURDEN)

PROJECT NAME: FORMER GM MANUAL TRANSMISSIONS OF MUNCIE
BOREHOLE DESIGNATION: N-3
PROJECT NUMBER: 17324
DATE COMPLETED: November 17, 2008
CLIENT: GENERAL MOTORS CORPORATION
DRILLING METHOD: Direct Push Technology
LOCATION: MUNCIE, INDIANA
FIELD PERSONNEL: Joe Phillips

DEPTH ft BGS	STRATIGRAPHIC DESCRIPTION & REMARKS	DEPTH ft BGS	BACKFILL DETAILS	SAMPLE NUMBER	SAMPLE INTERVAL	SAMPLE REC (%)	SAMPLE 'N' VALUE	SAMPLE PID (ppm)
0	ASPHALT and fill							0
	SM-SILTY SAND, compact, no plasticity, black, moist	1.00		8				0
2	CH-CLAY, firm, medium to high plasticity, gray, moist, swamp odor	2.40	BENTONITE					
4								0
	END OF BOREHOLE @ 5.0ft BGS	5.00						
6								
8								
10								
12								
14								
16								
18								

NOTES: MEASURING POINT ELEVATIONS MAY CHANGE; REFER TO CURRENT ELEVATION TABLE

CHEMICAL ANALYSIS (8)

OVERBURDEN LOG 17324-T06-AOI31-SC.GPJ CRA_CORP.GDT 4/26/11

STRATIGRAPHIC AND INSTRUMENTATION LOG (OVERBURDEN)

PROJECT NAME: FORMER GM MANUAL TRANSMISSIONS OF MUNCIE
BOREHOLE DESIGNATION: O-1
PROJECT NUMBER: 17324
DATE COMPLETED: November 17, 2008
CLIENT: GENERAL MOTORS CORPORATION
DRILLING METHOD: Direct Push Technology
LOCATION: MUNCIE, INDIANA
FIELD PERSONNEL: Joe Phillips

DEPTH ft BGS	STRATIGRAPHIC DESCRIPTION & REMARKS	DEPTH ft BGS	BACKFILL DETAILS	SAMPLE NUMBER	SAMPLE INTERVAL	SAMPLE REC (%)	SAMPLE 'N' VALUE	SAMPLE PID (ppm)
	ASPHALT							0
	FILL-Sand & brick	1.00		1				0
2	CH-CLAY, firm, high plasticity, dark brown, moist, with coarse sand	2.00	BENTONITE					
4								0
	END OF BOREHOLE @ 5.0ft BGS	5.00						
6								
8								
10								
12								
14								
16								
18								

NOTES: MEASURING POINT ELEVATIONS MAY CHANGE; REFER TO CURRENT ELEVATION TABLE

CHEMICAL ANALYSIS (1)

OVERBURDEN LOG 17324-T06-AOI31-SC.GPJ CRA_CORP.GDT 4/26/11

STRATIGRAPHIC AND INSTRUMENTATION LOG (OVERBURDEN)

PROJECT NAME: FORMER GM MANUAL TRANSMISSIONS OF MUNCIE
BOREHOLE DESIGNATION: O-2
PROJECT NUMBER: 17324
DATE COMPLETED: November 17, 2008
CLIENT: GENERAL MOTORS CORPORATION
DRILLING METHOD: Direct Push Technology
LOCATION: MUNCIE, INDIANA
FIELD PERSONNEL: Joe Phillips

DEPTH ft BGS	STRATIGRAPHIC DESCRIPTION & REMARKS	DEPTH ft BGS	BACKFILL DETAILS	SAMPLE NUMBER	SAMPLE INTERVAL	SAMPLE REC (%)	SAMPLE 'N' VALUE	SAMPLE PID (ppm)
	ASPHALT and fill							0.1
	SM-SILTY SAND, compact, no plasticity, medium to coarse, black, moist	1.20		3				0
2	CH-CLAY, firm, high plasticity, dark gray, black, moist	1.40	BENTONITE					
4								0.1
	END OF BOREHOLE @ 5.0ft BGS	5.00						
6								
8								
10								
12								
14								
16								
18								

NOTES: MEASURING POINT ELEVATIONS MAY CHANGE; REFER TO CURRENT ELEVATION TABLE

CHEMICAL ANALYSIS (3)

OVERBURDEN LOG 17324-T06-AOI31-SC.GPJ CRA_CORP.GDT 4/26/11

STRATIGRAPHIC AND INSTRUMENTATION LOG (OVERBURDEN)

PROJECT NAME: FORMER GM MANUAL TRANSMISSIONS OF MUNCIE
BOREHOLE DESIGNATION: O-3
PROJECT NUMBER: 17324
DATE COMPLETED: November 17, 2008
CLIENT: GENERAL MOTORS CORPORATION
DRILLING METHOD: Direct Push Technology
LOCATION: MUNCIE, INDIANA
FIELD PERSONNEL: Joe Phillips

DEPTH ft BGS	STRATIGRAPHIC DESCRIPTION & REMARKS	DEPTH ft BGS	BACKFILL DETAILS	SAMPLE NUMBER	SAMPLE INTERVAL	SAMPLE REC (%)	SAMPLE 'N' VALUE	SAMPLE PID (ppm)
	ASPHALT and fill			7				0
	SM-SILTY SAND, compact, medium to coarse, no plasticity, black, moist	1.20		8				0
2	CL-SILTY CLAY, stiff, low plasticity, brown, slightly moist - light brown, dry at 2.5ft BGS	1.80	BENTONITE					
4								0
	END OF BOREHOLE @ 5.0ft BGS	5.00						
6								
8								
10								
12								
14								
16								
18								

NOTES: MEASURING POINT ELEVATIONS MAY CHANGE; REFER TO CURRENT ELEVATION TABLE

CHEMICAL ANALYSIS (7)

OVERBURDEN LOG 17324-T06-AOI31-SC.GPJ CRA_CORP.GDT 4/26/11

STRATIGRAPHIC AND INSTRUMENTATION LOG (OVERBURDEN)

PROJECT NAME: FORMER GM MANUAL TRANSMISSIONS OF MUNCIE
BOREHOLE DESIGNATION: P-1
PROJECT NUMBER: 17324
DATE COMPLETED: November 17, 2008
CLIENT: GENERAL MOTORS CORPORATION
DRILLING METHOD: Direct Push Technology
LOCATION: MUNCIE, INDIANA
FIELD PERSONNEL: Joe Phillips

DEPTH ft BGS	STRATIGRAPHIC DESCRIPTION & REMARKS	DEPTH ft BGS	BACKFILL DETAILS	SAMPLE NUMBER	SAMPLE INTERVAL	SAMPLE REC (%)	SAMPLE 'N' VALUE	SAMPLE PID (ppm)
0	ASPHALT and fill			4				0.1
	CH-CLAY, firm, high plasticity, brown, moist	1.10		6				0
2			BENTONITE					
4								0.1
	END OF BOREHOLE @ 5.0ft BGS	5.00						
6								
8								
10								
12								
14								
16								
18								

NOTES: MEASURING POINT ELEVATIONS MAY CHANGE; REFER TO CURRENT ELEVATION TABLE

CHEMICAL ANALYSIS (4)

OVERBURDEN LOG 17324-T06-AOI31-SC.GPJ CRA_CORP.GDT 4/26/11

STRATIGRAPHIC AND INSTRUMENTATION LOG (OVERBURDEN)

PROJECT NAME: FORMER GM MANUAL TRANSMISSIONS OF MUNCIE
BOREHOLE DESIGNATION: P-2
PROJECT NUMBER: 17324
DATE COMPLETED: November 17, 2008
CLIENT: GENERAL MOTORS CORPORATION
DRILLING METHOD: Direct Push Technology
LOCATION: MUNCIE, INDIANA
FIELD PERSONNEL: Joe Phillips

DEPTH ft BGS	STRATIGRAPHIC DESCRIPTION & REMARKS	DEPTH ft BGS	BACKFILL DETAILS	SAMPLE NUMBER	SAMPLE INTERVAL	SAMPLE REC (%)	SAMPLE 'N' VALUE	SAMPLE PID (ppm)
	ASPHALT and fill							0
	SM-SILTY SAND, compact, medium to coarse, no plasticity, black, moist	0.70		6				0.1
	CH-CLAY, firm, high plasticity, dark gray, moist	1.20	BENTONITE					
2								
4								0
	END OF BOREHOLE @ 5.0ft BGS	5.00						
6								
8								
10								
12								
14								
16								
18								

NOTES: MEASURING POINT ELEVATIONS MAY CHANGE; REFER TO CURRENT ELEVATION TABLE

CHEMICAL ANALYSIS (6)

OVERBURDEN LOG 17324-T06-AOI31-SC.GPJ CRA_CORP.GDT 4/26/11

STRATIGRAPHIC AND INSTRUMENTATION LOG (OVERBURDEN)

PROJECT NAME: FORMER GM MANUAL TRANSMISSIONS OF MUNCIE
BOREHOLE DESIGNATION: P-3
PROJECT NUMBER: 17324
DATE COMPLETED: November 17, 2008
CLIENT: GENERAL MOTORS CORPORATION
DRILLING METHOD: Direct Push Technology
LOCATION: MUNCIE, INDIANA
FIELD PERSONNEL: Joe Phillips

DEPTH ft BGS	STRATIGRAPHIC DESCRIPTION & REMARKS	DEPTH ft BGS	BACKFILL DETAILS	SAMPLE NUMBER	SAMPLE INTERVAL	SAMPLE REC (%)	SAMPLE 'N' VALUE	SAMPLE PID (ppm)
0	ASPHALT and fill							0.1
	CL-SILTY CLAY, stiff, low plasticity, light brown, slightly moist, trace fine gravel and sand	0.80		8				0
2	- dry at 2.3ft BGS		BENTONITE					
4								0
	END OF BOREHOLE @ 5.0ft BGS	5.00						
6								
8								
10								
12								
14								
16								
18								

NOTES: MEASURING POINT ELEVATIONS MAY CHANGE; REFER TO CURRENT ELEVATION TABLE

CHEMICAL ANALYSIS (8)

OVERBURDEN LOG 17324-T06-AOI31-SC.GPJ CRA_CORP.GDT 4/26/11

STRATIGRAPHIC AND INSTRUMENTATION LOG (OVERBURDEN)

PROJECT NAME: FORMER GM MANUAL TRANSMISSIONS OF MUNCIE
BOREHOLE DESIGNATION: Q-1
PROJECT NUMBER: 17324
DATE COMPLETED: November 17, 2008
CLIENT: GENERAL MOTORS CORPORATION
DRILLING METHOD: Direct Push Technology
LOCATION: MUNCIE, INDIANA
FIELD PERSONNEL: Joe Phillips

DEPTH ft BGS	STRATIGRAPHIC DESCRIPTION & REMARKS	DEPTH ft BGS	BACKFILL DETAILS	SAMPLE NUMBER	SAMPLE INTERVAL	SAMPLE REC (%)	SAMPLE 'N' VALUE	SAMPLE PID (ppm)
0	ASPHALT and fill			6				0
2	CH-CLAY, firm, high plasticity, dark gray/black	2.50	BENTONITE					0
4								0
	END OF BOREHOLE @ 5.0ft BGS	5.00						
6								
8								
10								
12								
14								
16								
18								

NOTES: MEASURING POINT ELEVATIONS MAY CHANGE; REFER TO CURRENT ELEVATION TABLE

CHEMICAL ANALYSIS (6)

OVERBURDEN LOG 17324-T06-AOI31-SC.GPJ CRA_CORP.GDT 4/26/11

STRATIGRAPHIC AND INSTRUMENTATION LOG
(OVERBURDEN)

PROJECT NAME: FORMER GM MANUAL TRANSMISSIONS OF MUNCIE
BOREHOLE DESIGNATION: Q-2
PROJECT NUMBER: 17324
DATE COMPLETED: November 17, 2008
CLIENT: GENERAL MOTORS CORPORATION
DRILLING METHOD: Direct Push Technology
LOCATION: MUNCIE, INDIANA
FIELD PERSONNEL: Joe Phillips

DEPTH ft BGS	STRATIGRAPHIC DESCRIPTION & REMARKS	DEPTH ft BGS	BACKFILL DETAILS	SAMPLE NUMBER	SAMPLE INTERVAL	SAMPLE REC (%)	SAMPLE 'N' VALUE	SAMPLE PID (ppm)
0	ASPHALT and fill			5				0
	CH-CLAY, firm, high plasticity, brown, moist	1.20		6				0
2			BENTONITE					
4								0
	END OF BOREHOLE @ 5.0ft BGS	5.00						
6								
8								
10								
12								
14								
16								
18								

NOTES: MEASURING POINT ELEVATIONS MAY CHANGE; REFER TO CURRENT ELEVATION TABLE

CHEMICAL ANALYSIS (5)

OVERBURDEN LOG 17324-T06-AOI31-SC.GPJ CRA_CORP.GDT 4/26/11

STRATIGRAPHIC AND INSTRUMENTATION LOG (OVERBURDEN)

PROJECT NAME: FORMER GM MANUAL TRANSMISSIONS OF MUNCIE
BOREHOLE DESIGNATION: Q-3
PROJECT NUMBER: 17324
DATE COMPLETED: November 17, 2008
CLIENT: GENERAL MOTORS CORPORATION
DRILLING METHOD: Direct Push Technology
LOCATION: MUNCIE, INDIANA
FIELD PERSONNEL: Joe Phillips

DEPTH ft BGS	STRATIGRAPHIC DESCRIPTION & REMARKS	DEPTH ft BGS	BACKFILL DETAILS	SAMPLE NUMBER	SAMPLE INTERVAL	SAMPLE REC (%)	SAMPLE 'N' VALUE	SAMPLE PID (ppm)
0	ASPHALT and fill							0
				8				
	CL-SILTY CLAY, stiff, low plasticity, light brown, slightly moist	1.30						0.1
2			BENTONITE					
	- dry at 3.4ft BGS							0
4								
	END OF BOREHOLE @ 5.0ft BGS	5.00						
6								
8								
10								
12								
14								
16								
18								

NOTES: MEASURING POINT ELEVATIONS MAY CHANGE; REFER TO CURRENT ELEVATION TABLE

CHEMICAL ANALYSIS (8)

OVERBURDEN LOG 17324-T06-AOI31-SC.GPJ CRA_CORP.GDT 4/26/11

STRATIGRAPHIC AND INSTRUMENTATION LOG (OVERBURDEN)

PROJECT NAME: FORMER GM MANUAL TRANSMISSIONS OF MUNCIE
BOREHOLE DESIGNATION: R-1
PROJECT NUMBER: 17324
DATE COMPLETED: November 20, 2008
CLIENT: GENERAL MOTORS CORPORATION
DRILLING METHOD: Direct Push Technology
LOCATION: MUNCIE, INDIANA
FIELD PERSONNEL: Nick Hill

DEPTH ft BGS	STRATIGRAPHIC DESCRIPTION & REMARKS	DEPTH ft BGS	BACKFILL DETAILS	SAMPLE NUMBER	SAMPLE INTERVAL	SAMPLE REC (%)	SAMPLE 'N' VALUE	SAMPLE PID (ppm)
0	ASPHALT and fill	0.40						
	CH-CLAY with sand, high plasticity, dark gray, moist, oxidized, trace gravel			31				0
2	- silty, low plasticity, light brown/gray at 1.0ft BGS		BENTONITE					
4								0
	END OF BOREHOLE @ 5.0ft BGS	5.00						
6								
8								
10								
12								
14								
16								
18								

NOTES: MEASURING POINT ELEVATIONS MAY CHANGE; REFER TO CURRENT ELEVATION TABLE

CHEMICAL ANALYSIS (31)

OVERBURDEN LOG 17324-T06-AOI31-SC.GPJ CRA_CORP.GDT 4/26/11

STRATIGRAPHIC AND INSTRUMENTATION LOG (OVERBURDEN)

PROJECT NAME: FORMER GM MANUAL TRANSMISSIONS OF MUNCIE
BOREHOLE DESIGNATION: R-2
PROJECT NUMBER: 17324
DATE COMPLETED: November 20, 2008
CLIENT: GENERAL MOTORS CORPORATION
DRILLING METHOD: Direct Push Technology
LOCATION: MUNCIE, INDIANA
FIELD PERSONNEL: Nick Hill

DEPTH ft BGS	STRATIGRAPHIC DESCRIPTION & REMARKS	DEPTH ft BGS	BACKFILL DETAILS	SAMPLE NUMBER	SAMPLE INTERVAL	SAMPLE REC (%)	SAMPLE 'N' VALUE	SAMPLE PID (ppm)
	ASPHALT and fill	0.40						
	CH-CLAY with sand, firm, high plasticity, dark gray, moist, oxidized, trace gravel			31				0
2	- brown at 1.9ft BGS							
	- with gravel, sandy, light brown at 2.5ft BGS		BENTONITE					0
4								
	END OF BOREHOLE @ 5.0ft BGS	5.00						
6								
8								
10								
12								
14								
16								
18								

NOTES: MEASURING POINT ELEVATIONS MAY CHANGE; REFER TO CURRENT ELEVATION TABLE

CHEMICAL ANALYSIS (31)

OVERBURDEN LOG 17324-T06-AOI31-SC.GPJ CRA_CORP.GDT 4/26/11

STRATIGRAPHIC AND INSTRUMENTATION LOG (OVERBURDEN)

PROJECT NAME: FORMER GM MANUAL TRANSMISSIONS OF MUNCIE
BOREHOLE DESIGNATION: R-3
PROJECT NUMBER: 17324
DATE COMPLETED: November 20, 2008
CLIENT: GENERAL MOTORS CORPORATION
DRILLING METHOD: Direct Push Technology
LOCATION: MUNCIE, INDIANA
FIELD PERSONNEL: Nick Hill

DEPTH ft BGS	STRATIGRAPHIC DESCRIPTION & REMARKS	DEPTH ft BGS	BACKFILL DETAILS	SAMPLE NUMBER	SAMPLE INTERVAL	SAMPLE REC (%)	SAMPLE 'N' VALUE	SAMPLE PID (ppm)
0	ASPHALT and fill	0.20						
	CH-CLAY with sand, firm, high plasticity, light brown/gray, moist, trace gravel			30				0
2				31				
			BENTONITE					
4								0
	END OF BOREHOLE @ 5.0ft BGS	5.00						
6								
8								
10								
12								
14								
16								
18								

NOTES: MEASURING POINT ELEVATIONS MAY CHANGE; REFER TO CURRENT ELEVATION TABLE

CHEMICAL ANALYSIS (30)

OVERBURDEN LOG 17324-T06-AOI31-SC.GPJ CRA_CORP.GDT 4/26/11

STRATIGRAPHIC AND INSTRUMENTATION LOG (OVERBURDEN)

PROJECT NAME: FORMER GM MANUAL TRANSMISSIONS OF MUNCIE
BOREHOLE DESIGNATION: R-4

PROJECT NUMBER: 17324
DATE COMPLETED: November 20, 2008

CLIENT: GENERAL MOTORS CORPORATION
DRILLING METHOD: Direct Push Technology

LOCATION: MUNCIE, INDIANA
FIELD PERSONNEL: Nick Hill

DEPTH ft BGS	STRATIGRAPHIC DESCRIPTION & REMARKS	DEPTH ft BGS	BACKFILL DETAILS	SAMPLE NUMBER	SAMPLE INTERVAL	SAMPLE REC (%)	SAMPLE 'N' VALUE	SAMPLE PID (ppm)
0	ASPHALT and fill	0.20						
	CH-CLAY with sand, firm, high plasticity, dark brown, moist			31				0
2	- silty, low plasticity at 2.0ft BGS		BENTONITE					
4								0
	END OF BOREHOLE @ 5.0ft BGS	5.00						
6								
8								
10								
12								
14								
16								
18								

NOTES: MEASURING POINT ELEVATIONS MAY CHANGE; REFER TO CURRENT ELEVATION TABLE

CHEMICAL ANALYSIS (31)

OVERBURDEN LOG 17324-T06-AOI31-SC.GPJ CRA_CORP.GDT 4/26/11

STRATIGRAPHIC AND INSTRUMENTATION LOG (OVERBURDEN)

PROJECT NAME: FORMER GM MANUAL TRANSMISSIONS OF MUNCIE
BOREHOLE DESIGNATION: S-1
PROJECT NUMBER: 17324
DATE COMPLETED: November 20, 2008
CLIENT: GENERAL MOTORS CORPORATION
DRILLING METHOD: Direct Push Technology
LOCATION: MUNCIE, INDIANA
FIELD PERSONNEL: Nick Hill

DEPTH ft BGS	STRATIGRAPHIC DESCRIPTION & REMARKS	DEPTH ft BGS	BACKFILL DETAILS	SAMPLE NUMBER	SAMPLE INTERVAL	SAMPLE REC (%)	SAMPLE 'N' VALUE	SAMPLE PID (ppm)
	ASPHALT and fill	0.20		28				0
	CH-CLAY with sand, firm, high plasticity, dark greenish/gray, moist, slight organic odor	0.50		29				
2	- dark brown at 2.1ft BGS		BENTONITE					
4	- sandy, soft, wet at 3.8ft BGS							0
	END OF BOREHOLE @ 5.0ft BGS							
6								
8								
10								
12								
14								
16								
18								

NOTES: MEASURING POINT ELEVATIONS MAY CHANGE; REFER TO CURRENT ELEVATION TABLE

CHEMICAL ANALYSIS (28)

OVERBURDEN LOG 17324-T06-AOI31-SC.GPJ CRA_CORP.GDT 4/26/11

STRATIGRAPHIC AND INSTRUMENTATION LOG
(OVERBURDEN)

PROJECT NAME: FORMER GM MANUAL TRANSMISSIONS OF MUNCIE
BOREHOLE DESIGNATION: S-2
PROJECT NUMBER: 17324
DATE COMPLETED: November 20, 2008
CLIENT: GENERAL MOTORS CORPORATION
DRILLING METHOD: Direct Push Technology
LOCATION: MUNCIE, INDIANA
FIELD PERSONNEL: Nick Hill

DEPTH ft BGS	STRATIGRAPHIC DESCRIPTION & REMARKS	DEPTH ft BGS	BACKFILL DETAILS	SAMPLE NUMBER	SAMPLE INTERVAL	SAMPLE REC (%)	SAMPLE 'N' VALUE	SAMPLE PID (ppm)
	ASPHALT and fill	0.50						
	CH-CLAY with sand, firm, high plasticity, dark gray, moist, oxidized			29				0
2	- trace, gravel, reddish brown/gray at 2.1ft BGS		BENTONITE					
4								0
	END OF BOREHOLE @ 5.0ft BGS	5.00						
6								
8								
10								
12								
14								
16								
18								

NOTES: MEASURING POINT ELEVATIONS MAY CHANGE; REFER TO CURRENT ELEVATION TABLE

CHEMICAL ANALYSIS (29)

OVERBURDEN LOG 17324-T06-AOI31-SC.GPJ CRA_CORP.GDT 4/26/11

STRATIGRAPHIC AND INSTRUMENTATION LOG (OVERBURDEN)

PROJECT NAME: FORMER GM MANUAL TRANSMISSIONS OF MUNCIE
BOREHOLE DESIGNATION: S-3
PROJECT NUMBER: 17324
DATE COMPLETED: November 20, 2008
CLIENT: GENERAL MOTORS CORPORATION
DRILLING METHOD: Direct Push Technology
LOCATION: MUNCIE, INDIANA
FIELD PERSONNEL: Nick Hill

DEPTH ft BGS	STRATIGRAPHIC DESCRIPTION & REMARKS	DEPTH ft BGS	BACKFILL DETAILS	SAMPLE NUMBER	SAMPLE INTERVAL	SAMPLE REC (%)	SAMPLE 'N' VALUE	SAMPLE PID (ppm)
0	ASPHALT and fill	0.20						
	CH-CLAY with sand, firm, high plasticity, dark brown/gray, moist, oxidized			29				0
2	- silty, low plasticity, light brown, gray at 2.0ft BGS		BENTONITE					
4								0
	END OF BOREHOLE @ 5.0ft BGS	5.00						
6								
8								
10								
12								
14								
16								
18								

NOTES: MEASURING POINT ELEVATIONS MAY CHANGE; REFER TO CURRENT ELEVATION TABLE

CHEMICAL ANALYSIS (29)

OVERBURDEN LOG 17324-T06-AOI31-SC.GPJ CRA_CORP.GDT 4/26/11

STRATIGRAPHIC AND INSTRUMENTATION LOG (OVERBURDEN)

PROJECT NAME: FORMER GM MANUAL TRANSMISSIONS OF MUNCIE
BOREHOLE DESIGNATION: S-4
PROJECT NUMBER: 17324
DATE COMPLETED: November 20, 2008
CLIENT: GENERAL MOTORS CORPORATION
DRILLING METHOD: Direct Push Technology
LOCATION: MUNCIE, INDIANA
FIELD PERSONNEL: Nick Hill

DEPTH ft BGS	STRATIGRAPHIC DESCRIPTION & REMARKS	DEPTH ft BGS	BACKFILL DETAILS	SAMPLE NUMBER	SAMPLE INTERVAL	SAMPLE REC (%)	SAMPLE 'N' VALUE	SAMPLE PID (ppm)
0	ASPHALT and fill	0.40						
	CH-CLAY with silt, firm, medium plasticity, brown, dry			29				0
2			BENTONITE					
4								0
	END OF BOREHOLE @ 5.0ft BGS	5.00						
6								
8								
10								
12								
14								
16								
18								

NOTES: MEASURING POINT ELEVATIONS MAY CHANGE; REFER TO CURRENT ELEVATION TABLE

CHEMICAL ANALYSIS (29)

OVERBURDEN LOG 17324-T06-AOI31-SC.GPJ CRA_CORP.GDT 4/26/11

STRATIGRAPHIC AND INSTRUMENTATION LOG
(OVERBURDEN)

PROJECT NAME: FORMER GM MANUAL TRANSMISSIONS OF MUNCIE
BOREHOLE DESIGNATION: T-1

PROJECT NUMBER: 17324
DATE COMPLETED: November 20, 2008

CLIENT: GENERAL MOTORS CORPORATION
DRILLING METHOD: Direct Push Technology

LOCATION: MUNCIE, INDIANA
FIELD PERSONNEL: Nick Hill

DEPTH ft BGS	STRATIGRAPHIC DESCRIPTION & REMARKS	DEPTH ft BGS	BACKFILL DETAILS	SAMPLE NUMBER	SAMPLE INTERVAL	SAMPLE REC (%)	SAMPLE 'N' VALUE	SAMPLE PID (ppm)
	ASPHALT and fill	0.20						
	CH-CLAY with sand, firm, high plasticity, dark gray, moist, oxidized			27				0
2	- sandy, soft, wet at 1.9ft BGS							
	- silty, firm, low plasticity, light brown/gray, dry at 2.5ft BGS		BENTONITE					
4								0
	END OF BOREHOLE @ 5.0ft BGS	5.00						
6								
8								
10								
12								
14								
16								
18								

NOTES: MEASURING POINT ELEVATIONS MAY CHANGE; REFER TO CURRENT ELEVATION TABLE

CHEMICAL ANALYSIS (27)

OVERBURDEN LOG 17324-T06-AOI31-SC.GPJ CRA_CORP.GDT 4/26/11

STRATIGRAPHIC AND INSTRUMENTATION LOG (OVERBURDEN)

PROJECT NAME: FORMER GM MANUAL TRANSMISSIONS OF MUNCIE
BOREHOLE DESIGNATION: T-2
PROJECT NUMBER: 17324
DATE COMPLETED: November 20, 2008
CLIENT: GENERAL MOTORS CORPORATION
DRILLING METHOD: Direct Push Technology
LOCATION: MUNCIE, INDIANA
FIELD PERSONNEL: Nick Hill

DEPTH ft BGS	STRATIGRAPHIC DESCRIPTION & REMARKS	DEPTH ft BGS	BACKFILL DETAILS	SAMPLE NUMBER	SAMPLE INTERVAL	SAMPLE REC (%)	SAMPLE 'N' VALUE	SAMPLE PID (ppm)
0	ASPHALT and fill	0.20						
	CH-CLAY with sand, firm, high plasticity, dark gray, moist, oxidized			27				0
2	- silty, low plasticity, light brown/gray, trace gravel at 1.9ft BGS		BENTONITE					
4								0
	END OF BOREHOLE @ 5.0ft BGS	5.00						
6								
8								
10								
12								
14								
16								
18								

NOTES: MEASURING POINT ELEVATIONS MAY CHANGE; REFER TO CURRENT ELEVATION TABLE

CHEMICAL ANALYSIS (27)

OVERBURDEN LOG 17324-T06-AOI31-SC.GPJ CRA_CORP.GDT 4/26/11

STRATIGRAPHIC AND INSTRUMENTATION LOG (OVERBURDEN)

PROJECT NAME: FORMER GM MANUAL TRANSMISSIONS OF MUNCIE
BOREHOLE DESIGNATION: T-3
PROJECT NUMBER: 17324
DATE COMPLETED: November 20, 2008
CLIENT: GENERAL MOTORS CORPORATION
DRILLING METHOD: Direct Push Technology
LOCATION: MUNCIE, INDIANA
FIELD PERSONNEL: Nick Hill

DEPTH ft BGS	STRATIGRAPHIC DESCRIPTION & REMARKS	DEPTH ft BGS	BACKFILL DETAILS	SAMPLE NUMBER	SAMPLE INTERVAL	SAMPLE REC (%)	SAMPLE 'N' VALUE	SAMPLE PID (ppm)
0	ASPHALT and fill	0.20						
	CH-CLAY with silt and sand, firm, high plasticity, dark gray, moist, oxidized			27				0
2			BENTONITE					
	- silty, very soft, gray, wet at 3.1ft BGS							0
4								
	END OF BOREHOLE @ 5.0ft BGS	5.00						
6								
8								
10								
12								
14								
16								
18								

NOTES: MEASURING POINT ELEVATIONS MAY CHANGE; REFER TO CURRENT ELEVATION TABLE

CHEMICAL ANALYSIS (27)

OVERBURDEN LOG 17324-T06-AOI31-SC.GPJ CRA_CORP.GDT 4/26/11

STRATIGRAPHIC AND INSTRUMENTATION LOG (OVERBURDEN)

PROJECT NAME: FORMER GM MANUAL TRANSMISSIONS OF MUNCIE
BOREHOLE DESIGNATION: T-4
PROJECT NUMBER: 17324
DATE COMPLETED: November 20, 2008
CLIENT: GENERAL MOTORS CORPORATION
DRILLING METHOD: Direct Push Technology
LOCATION: MUNCIE, INDIANA
FIELD PERSONNEL: Nick Hill

DEPTH ft BGS	STRATIGRAPHIC DESCRIPTION & REMARKS	DEPTH ft BGS	BACKFILL DETAILS	SAMPLE NUMBER	SAMPLE INTERVAL	SAMPLE REC (%)	SAMPLE 'N' VALUE	SAMPLE PID (ppm)
0	ASPHALT and fill	0.20		26				0
	CH-CLAY with silt and sand, firm, high plasticity, dark brown			27				
2	- silty, olive gray at 2.4ft BGS		BENTONITE					
	- reddish brown at 3.3ft BGS							0
4								
	END OF BOREHOLE @ 5.0ft BGS	5.00						
6								
8								
10								
12								
14								
16								
18								

NOTES: MEASURING POINT ELEVATIONS MAY CHANGE; REFER TO CURRENT ELEVATION TABLE

CHEMICAL ANALYSIS (oval)

OVERBURDEN LOG 17324-T06-AOI31-SC.GPJ CRA_CORP.GDT 4/26/11

STRATIGRAPHIC AND INSTRUMENTATION LOG (OVERBURDEN)

PROJECT NAME: FORMER GM MANUAL TRANSMISSIONS OF MUNCIE

BOREHOLE DESIGNATION: U-1

PROJECT NUMBER: 17324

DATE COMPLETED: November 20, 2008

CLIENT: GENERAL MOTORS CORPORATION

DRILLING METHOD: Direct Push Technology

LOCATION: MUNCIE, INDIANA

FIELD PERSONNEL: Nick Hill

DEPTH ft BGS	STRATIGRAPHIC DESCRIPTION & REMARKS	DEPTH ft BGS	BACKFILL DETAILS	SAMPLE NUMBER	SAMPLE INTERVAL	SAMPLE REC (%)	SAMPLE 'N' VALUE	SAMPLE PID (ppm)
	ASPHALT and fill	0.20						
	CH-SILTY CLAY with sand, stiff, high plasticity, dark brown, moist, trace gravel			25				0
2			BENTONITE					
	- soft, sandy, gray, wet at 3.1ft BGS							0
4	- stiff, brown, with sand at 3.9ft BGS							
	END OF BOREHOLE @ 5.0ft BGS	5.00						
6								
8								
10								
12								
14								
16								
18								

NOTES: MEASURING POINT ELEVATIONS MAY CHANGE; REFER TO CURRENT ELEVATION TABLE

CHEMICAL ANALYSIS (25)

OVERBURDEN LOG 17324-T06-AOI31-SC.GPJ CRA_CORP.GDT 4/26/11

STRATIGRAPHIC AND INSTRUMENTATION LOG (OVERBURDEN)

PROJECT NAME: FORMER GM MANUAL TRANSMISSIONS OF MUNCIE
BOREHOLE DESIGNATION: U-2
PROJECT NUMBER: 17324
DATE COMPLETED: November 20, 2008
CLIENT: GENERAL MOTORS CORPORATION
DRILLING METHOD: Direct Push Technology
LOCATION: MUNCIE, INDIANA
FIELD PERSONNEL: Nick Hill

DEPTH ft BGS	STRATIGRAPHIC DESCRIPTION & REMARKS	DEPTH ft BGS	BACKFILL DETAILS	SAMPLE NUMBER	SAMPLE INTERVAL	SAMPLE REC (%)	SAMPLE 'N' VALUE	SAMPLE PID (ppm)
	ASPHALT and fill	0.30		24				0
	CH-CLAY with silt and sand, firm, high plasticity, dark gray, greenish, moist, organic odor			25				
2	- very dark gray, saturated at 2.1ft BGS		BENTONITE					
	- firm, gravelly, moist at 2.9ft BGS							0
4								
	END OF BOREHOLE @ 5.0ft BGS	5.00						
6								
8								
10								
12								
14								
16								
18								

NOTES: MEASURING POINT ELEVATIONS MAY CHANGE; REFER TO CURRENT ELEVATION TABLE

CHEMICAL ANALYSIS (24, 25)

OVERBURDEN LOG 17324-T06-AOI31-SC.GPJ CRA_CORP.GDT 4/26/11

STRATIGRAPHIC AND INSTRUMENTATION LOG (OVERBURDEN)

PROJECT NAME: FORMER GM MANUAL TRANSMISSIONS OF MUNCIE
BOREHOLE DESIGNATION: U-3
PROJECT NUMBER: 17324
DATE COMPLETED: November 20, 2008
CLIENT: GENERAL MOTORS CORPORATION
DRILLING METHOD: Direct Push Technology
LOCATION: MUNCIE, INDIANA
FIELD PERSONNEL: Nick Hill

DEPTH ft BGS	STRATIGRAPHIC DESCRIPTION & REMARKS	DEPTH ft BGS	BACKFILL DETAILS	SAMPLE NUMBER	SAMPLE INTERVAL	SAMPLE REC (%)	SAMPLE 'N' VALUE	SAMPLE PID (ppm)
	ASPHALT and fill	0.20						
	CH-CLAY with sand, firm, high plasticity, reddish brown, trace gravel, moist			25				0
2	- low plasticity, silty at 1.9ft BGS		BENTONITE					
4								0
	END OF BOREHOLE @ 5.0ft BGS	5.00						
6								
8								
10								
12								
14								
16								
18								

NOTES: MEASURING POINT ELEVATIONS MAY CHANGE; REFER TO CURRENT ELEVATION TABLE

CHEMICAL ANALYSIS (25)

OVERBURDEN LOG 17324-T06-AOI31-SC.GPJ CRA_CORP.GDT 4/26/11

STRATIGRAPHIC AND INSTRUMENTATION LOG (OVERBURDEN)

PROJECT NAME: FORMER GM MANUAL TRANSMISSIONS OF MUNCIE
BOREHOLE DESIGNATION: U-4
PROJECT NUMBER: 17324
DATE COMPLETED: November 20, 2008
CLIENT: GENERAL MOTORS CORPORATION
DRILLING METHOD: Direct Push Technology
LOCATION: MUNCIE, INDIANA
FIELD PERSONNEL: Nick Hill

DEPTH ft BGS	STRATIGRAPHIC DESCRIPTION & REMARKS	DEPTH ft BGS	BACKFILL DETAILS	SAMPLE NUMBER	SAMPLE INTERVAL	SAMPLE REC (%)	SAMPLE 'N' VALUE	SAMPLE PID (ppm)
	ASPHALT and fill	0.20						
	CH-CLAY with silt and sand, high plasticity, reddish brown, moist, trace gravel			25				0
	- silty, low plasticity at 1.3ft BGS							
2	- sandy, soft, wet at 1.9ft BGS							
	- silty, sandy, stiff, moist at 2.3ft BGS		BENTONITE					0
4								
	END OF BOREHOLE @ 5.0ft BGS	5.00						
6								
8								
10								
12								
14								
16								
18								

NOTES: MEASURING POINT ELEVATIONS MAY CHANGE; REFER TO CURRENT ELEVATION TABLE

CHEMICAL ANALYSIS (25)

OVERBURDEN LOG 17324-T06-AOI31-SC.GPJ CRA_CORP.GDT 4/26/11

STRATIGRAPHIC AND INSTRUMENTATION LOG (OVERBURDEN)

PROJECT NAME: FORMER GM MANUAL TRANSMISSIONS OF MUNCIE
BOREHOLE DESIGNATION: UU-1
PROJECT NUMBER: 17324
DATE COMPLETED: November 20, 2008
CLIENT: GENERAL MOTORS CORPORATION
DRILLING METHOD: Direct Push Technology
LOCATION: MUNCIE, INDIANA
FIELD PERSONNEL: Nick Hill

DEPTH ft BGS	STRATIGRAPHIC DESCRIPTION & REMARKS	DEPTH ft BGS	BACKFILL DETAILS	SAMPLE NUMBER	SAMPLE INTERVAL	SAMPLE REC (%)	SAMPLE 'N' VALUE	SAMPLE PID (ppm)
	ASPHALT and fill	0.20						
	CH-CLAY, firm, high plasticity, dark brown, moist, iron-stained, trace sand			23				0
2	- soft, wet at 2.5ft BGS		BENTONITE					
	- firm at 3.5ft BGS							0
4								
	END OF BOREHOLE @ 5.0ft BGS	5.00						
6								
8								
10								
12								
14								
16								
18								

NOTES: MEASURING POINT ELEVATIONS MAY CHANGE; REFER TO CURRENT ELEVATION TABLE

CHEMICAL ANALYSIS (23)

OVERBURDEN LOG 17324-T06-AOI31-SC.GPJ CRA_CORP.GDT 4/26/11

STRATIGRAPHIC AND INSTRUMENTATION LOG (OVERBURDEN)

PROJECT NAME: FORMER GM MANUAL TRANSMISSIONS OF MUNCIE
BOREHOLE DESIGNATION: UU-2
PROJECT NUMBER: 17324
DATE COMPLETED: November 20, 2008
CLIENT: GENERAL MOTORS CORPORATION
DRILLING METHOD: Direct Push Technology
LOCATION: MUNCIE, INDIANA
FIELD PERSONNEL: Nick Hill

DEPTH ft BGS	STRATIGRAPHIC DESCRIPTION & REMARKS	DEPTH ft BGS	BACKFILL DETAILS	SAMPLE NUMBER	SAMPLE INTERVAL	SAMPLE REC (%)	SAMPLE 'N' VALUE	SAMPLE PID (ppm)
	ASPHALT and fill	0.20						
	CH-CLAY with sand, firm, high plasticity, dark brown, moist, iron-stained	1.00		23				0
2	SW-SAND compact, fine grained, brown, moist - wet at 2.1ft BGS	2.90	BENTONITE					
4	CH-CLAY, firm, high plasticity, dark gray/greenish, moist, trace sand, slight organic odor	5.00		21/22				0
	END OF BOREHOLE @ 5.0ft BGS							
6								
8								
10								
12								
14								
16								
18								

NOTES: MEASURING POINT ELEVATIONS MAY CHANGE; REFER TO CURRENT ELEVATION TABLE

CHEMICAL ANALYSIS ( )

OVERBURDEN LOG 17324-T06-AOI31-SC.GPJ CRA_CORP.GDT 4/26/11

STRATIGRAPHIC AND INSTRUMENTATION LOG (OVERBURDEN)

PROJECT NAME: FORMER GM MANUAL TRANSMISSIONS OF MUNCIE
BOREHOLE DESIGNATION: UU-3
PROJECT NUMBER: 17324
DATE COMPLETED: November 20, 2008
CLIENT: GENERAL MOTORS CORPORATION
DRILLING METHOD: Direct Push Technology
LOCATION: MUNCIE, INDIANA
FIELD PERSONNEL: Nick Hill

DEPTH ft BGS	STRATIGRAPHIC DESCRIPTION & REMARKS	DEPTH ft BGS	BACKFILL DETAILS	SAMPLE NUMBER	SAMPLE INTERVAL	SAMPLE REC (%)	SAMPLE 'N' VALUE	SAMPLE PID (ppm)
	ASPHALT and fill	0.20						
	CH-CLAY, firm, high plasticity, dark reddish brown, moist, trace sand			23				0
2	- trace gravel at 1.9ft BGS		BENTONITE					
4								0
	END OF BOREHOLE @ 5.0ft BGS	5.00						
6								
8								
10								
12								
14								
16								
18								

NOTES: MEASURING POINT ELEVATIONS MAY CHANGE; REFER TO CURRENT ELEVATION TABLE

CHEMICAL ANALYSIS (23)

OVERBURDEN LOG 17324-T06-AOI31-SC.GPJ CRA_CORP.GDT 4/26/11

STRATIGRAPHIC AND INSTRUMENTATION LOG (OVERBURDEN)

PROJECT NAME: FORMER GM MANUAL TRANSMISSIONS OF MUNCIE
BOREHOLE DESIGNATION: UU-4

PROJECT NUMBER: 17324
DATE COMPLETED: November 20, 2008

CLIENT: GENERAL MOTORS CORPORATION
DRILLING METHOD: Direct Push Technology

LOCATION: MUNCIE, INDIANA
FIELD PERSONNEL: Nick Hill

DEPTH ft BGS	STRATIGRAPHIC DESCRIPTION & REMARKS	DEPTH ft BGS	BACKFILL DETAILS	SAMPLE NUMBER	SAMPLE INTERVAL	SAMPLE REC (%)	SAMPLE 'N' VALUE	SAMPLE PID (ppm)
0	ASPHALT and fill	0.40						
	CH-CLAY with sand and silt, firm, high plasticity, dark gray - brown/gray at 0.8ft BGS - trace gravel at 1.8ft BGS		BENTONITE	23				0
2								
4								0
	END OF BOREHOLE @ 5.0ft BGS	5.00						
6								
8								
10								
12								
14								
16								
18								

NOTES: MEASURING POINT ELEVATIONS MAY CHANGE; REFER TO CURRENT ELEVATION TABLE

CHEMICAL ANALYSIS (23)

OVERBURDEN LOG 17324-T06-AOI31-SC.GPJ CRA_CORP.GDT 4/26/11

STRATIGRAPHIC AND INSTRUMENTATION LOG (OVERBURDEN)

PROJECT NAME: FORMER GM MANUAL TRANSMISSIONS OF MUNCIE
BOREHOLE DESIGNATION: V-1
PROJECT NUMBER: 17324
DATE COMPLETED: November 19, 2008
CLIENT: GENERAL MOTORS CORPORATION
DRILLING METHOD: Direct Push Technology
LOCATION: MUNCIE, INDIANA
FIELD PERSONNEL: Nick Hill

DEPTH ft BGS	STRATIGRAPHIC DESCRIPTION & REMARKS	DEPTH ft BGS	BACKFILL DETAILS	SAMPLE NUMBER	SAMPLE INTERVAL	SAMPLE REC (%)	SAMPLE 'N' VALUE	SAMPLE PID (ppm)
	ASPHALT and fill			8/9				0.1
2	CL- SILTY CLAY, with sand, firm, low plasticity, light brown, moist	2.00	BENTONITE					0.1
4	- rock at 4.0ft BGS							
	END OF BOREHOLE @ 5.0ft BGS	5.00						
6								
8								
10								
12								
14								
16								
18								

NOTES: MEASURING POINT ELEVATIONS MAY CHANGE; REFER TO CURRENT ELEVATION TABLE

CHEMICAL ANALYSIS (8/9)

OVERBURDEN LOG 17324-T06-AOI31-SC.GPJ CRA_CORP.GDT 4/26/11

STRATIGRAPHIC AND INSTRUMENTATION LOG (OVERBURDEN)

PROJECT NAME: FORMER GM MANUAL TRANSMISSIONS OF MUNCIE
BOREHOLE DESIGNATION: V-2
PROJECT NUMBER: 17324
DATE COMPLETED: November 19, 2008
CLIENT: GENERAL MOTORS CORPORATION
DRILLING METHOD: Direct Push Technology
LOCATION: MUNCIE, INDIANA
FIELD PERSONNEL: Nick Hill

DEPTH ft BGS	STRATIGRAPHIC DESCRIPTION & REMARKS	DEPTH ft BGS	BACKFILL DETAILS	SAMPLE NUMBER	SAMPLE INTERVAL	SAMPLE REC (%)	SAMPLE 'N' VALUE	SAMPLE PID (ppm)
0	ASPHALT and fill	0.50						
	CH-CLAY with silt and sand, high plasticity, light brown, moist, trace gravel			8/9				0
2			BENTONITE					
4								0
	END OF BOREHOLE @ 5.0ft BGS	5.00						
6								
8								
10								
12								
14								
16								
18								

NOTES: MEASURING POINT ELEVATIONS MAY CHANGE; REFER TO CURRENT ELEVATION TABLE

CHEMICAL ANALYSIS (8/9)

OVERBURDEN LOG 17324-T06-AOI31-SC.GPJ CRA_CORP.GDT 4/26/11

STRATIGRAPHIC AND INSTRUMENTATION LOG (OVERBURDEN)

PROJECT NAME: FORMER GM MANUAL TRANSMISSIONS OF MUNCIE
BOREHOLE DESIGNATION: V-3
PROJECT NUMBER: 17324
DATE COMPLETED: November 19, 2008
CLIENT: GENERAL MOTORS CORPORATION
DRILLING METHOD: Direct Push Technology
LOCATION: MUNCIE, INDIANA
FIELD PERSONNEL: Nick Hill

DEPTH ft BGS	STRATIGRAPHIC DESCRIPTION & REMARKS	DEPTH ft BGS	BACKFILL DETAILS	SAMPLE NUMBER	SAMPLE INTERVAL	SAMPLE REC (%)	SAMPLE 'N' VALUE	SAMPLE PID (ppm)
0	ASPHALT and fill	0.50						
	CH-CLAY with silt, firm, high plasticity, reddish brown, moist, trace sand			8/9				0
2			BENTONITE					
4	- sandy at 4.5ft BGS							0
	END OF BOREHOLE @ 5.0ft BGS	5.00						
6								
8								
10								
12								
14								
16								
18								

NOTES: MEASURING POINT ELEVATIONS MAY CHANGE; REFER TO CURRENT ELEVATION TABLE

CHEMICAL ANALYSIS (8/9)

OVERBURDEN LOG 17324-T06-AOI31-SC.GPJ CRA_CORP.GDT 4/26/11

STRATIGRAPHIC AND INSTRUMENTATION LOG (OVERBURDEN)

PROJECT NAME: FORMER GM MANUAL TRANSMISSIONS OF MUNCIE
BOREHOLE DESIGNATION: V-4
PROJECT NUMBER: 17324
DATE COMPLETED: November 19, 2008
CLIENT: GENERAL MOTORS CORPORATION
DRILLING METHOD: Direct Push Technology
LOCATION: MUNCIE, INDIANA
FIELD PERSONNEL: Nick Hill

DEPTH ft BGS	STRATIGRAPHIC DESCRIPTION & REMARKS	DEPTH ft BGS	BACKFILL DETAILS	SAMPLE NUMBER	SAMPLE INTERVAL	SAMPLE REC (%)	SAMPLE 'N' VALUE	SAMPLE PID (ppm)
0	ASPHALT and fill	0.50						
	CH-CLAY with silt, firm, high plasticity, dark gray with black streak, moist, slight organic odor			7				0.5
2	- stiff, brown, silty with sand at 2.1ft BGS		BENTONITE	8/9				
4	- stiff, wet, sandy at 3.5ft BGS							0
	END OF BOREHOLE @ 5.0ft BGS	5.00						
6								
8								
10								
12								
14								
16								
18								

NOTES: MEASURING POINT ELEVATIONS MAY CHANGE; REFER TO CURRENT ELEVATION TABLE

CHEMICAL ANALYSIS (7)

OVERBURDEN LOG 17324-T06-AOI31-SC.GPJ CRA_CORP.GDT 4/26/11

STRATIGRAPHIC AND INSTRUMENTATION LOG (OVERBURDEN)

PROJECT NAME: FORMER GM MANUAL TRANSMISSIONS OF MUNCIE
HOLE DESIGNATION: W-1

PROJECT NUMBER: 17324
DATE COMPLETED: November 19, 2008

CLIENT: GENERAL MOTORS CORPORATION
DRILLING METHOD: Direct Push Technology

LOCATION: MUNCIE, INDIANA
FIELD PERSONNEL: Nick Hill

DEPTH ft BGS	STRATIGRAPHIC DESCRIPTION & REMARKS	DEPTH ft BGS	BACKFILL DETAILS	SAMPLE NUMBER	SAMPLE INTERVAL	SAMPLE REC (%)	SAMPLE 'N' VALUE	SAMPLE PID (ppm)
	ASPHALT and fill	0.50						
	CH-CLAY with silt, firm, high plasticity, light brown, moist, trace sand - gravel, sand at 1.0ft BGS			11				0
2			BENTONITE					
4	- stiff with sand at 4.5ft BGS							0
	END OF BOREHOLE @ 5.0ft BGS	5.00						
6								
8								
10								
12								
14								
16								
18								

NOTES: MEASURING POINT ELEVATIONS MAY CHANGE; REFER TO CURRENT ELEVATION TABLE

CHEMICAL ANALYSIS (11)

OVERBURDEN LOG 17324-T06-AOI31-SC.GPJ CRA_CORP.GDT 4/26/11

STRATIGRAPHIC AND INSTRUMENTATION LOG (OVERBURDEN)

PROJECT NAME: FORMER GM MANUAL TRANSMISSIONS OF MUNCIE
BOREHOLE DESIGNATION: W-2
PROJECT NUMBER: 17324
DATE COMPLETED: November 19, 2008
CLIENT: GENERAL MOTORS CORPORATION
DRILLING METHOD: Direct Push Technology
LOCATION: MUNCIE, INDIANA
FIELD PERSONNEL: Nick Hill

DEPTH ft BGS	STRATIGRAPHIC DESCRIPTION & REMARKS	DEPTH ft BGS	BACKFILL DETAILS	SAMPLE NUMBER	SAMPLE INTERVAL	SAMPLE REC (%)	SAMPLE 'N' VALUE	SAMPLE PID (ppm)
	ASPHALT and fill	0.50						
	CH-SILTY CLAY with sand, firm, high plasticity, brown, moist, trace gravel		BENTONITE	11				0
2								
4								0
	END OF BOREHOLE @ 5.0ft BGS	5.00						
6								
8								
10								
12								
14								
16								
18								

NOTES: MEASURING POINT ELEVATIONS MAY CHANGE; REFER TO CURRENT ELEVATION TABLE

CHEMICAL ANALYSIS (11)

OVERBURDEN LOG 17324-T06-AOI31-SC.GPJ CRA_CORP.GDT 4/26/11

STRATIGRAPHIC AND INSTRUMENTATION LOG (OVERBURDEN)

PROJECT NAME: FORMER GM MANUAL TRANSMISSIONS OF MUNCIE
BOREHOLE DESIGNATION: W-3
PROJECT NUMBER: 17324
DATE COMPLETED: November 19, 2008
CLIENT: GENERAL MOTORS CORPORATION
DRILLING METHOD: Direct Push Technology
LOCATION: MUNCIE, INDIANA
FIELD PERSONNEL: Nick Hill

DEPTH ft BGS	STRATIGRAPHIC DESCRIPTION & REMARKS	DEPTH ft BGS	BACKFILL DETAILS	SAMPLE NUMBER	SAMPLE INTERVAL	SAMPLE REC (%)	SAMPLE 'N' VALUE	SAMPLE PID (ppm)
0	ASPHALT and fill	0.50		10				0
	CH-CLAY, firm, high plasticity, reddish brown, moist			11				
2	- sandy, trace gravel at 2.5ft BGS		BENTONITE					0
4								
	END OF BOREHOLE @ 5.0ft BGS	5.00						
6								
8								
10								
12								
14								
16								
18								

NOTES: MEASURING POINT ELEVATIONS MAY CHANGE; REFER TO CURRENT ELEVATION TABLE

CHEMICAL ANALYSIS (10)

OVERBURDEN LOG 17324-T06-AOI31-SC.GPJ CRA_CORP.GDT 4/26/11

STRATIGRAPHIC AND INSTRUMENTATION LOG (OVERBURDEN)

PROJECT NAME: FORMER GM MANUAL TRANSMISSIONS OF MUNCIE
BOREHOLE DESIGNATION: W-4
PROJECT NUMBER: 17324
DATE COMPLETED: November 19, 2008
CLIENT: GENERAL MOTORS CORPORATION
DRILLING METHOD: Direct Push Technology
LOCATION: MUNCIE, INDIANA
FIELD PERSONNEL: Nick Hill

DEPTH ft BGS	STRATIGRAPHIC DESCRIPTION & REMARKS	DEPTH ft BGS	BACKFILL DETAILS	SAMPLE NUMBER	SAMPLE INTERVAL	SAMPLE REC (%)	SAMPLE 'N' VALUE	SAMPLE PID (ppm)
0	ASPHALT and fill	0.50						
	CH-SILTY CLAY, soft, high density, dark brown, moist - firm, brown, trace sand at 0.9ft BGS		BENTONITE	11				0
2								
4								0
	END OF BOREHOLE @ 5.0ft BGS	5.00						
6								
8								
10								
12								
14								
16								
18								

NOTES: MEASURING POINT ELEVATIONS MAY CHANGE; REFER TO CURRENT ELEVATION TABLE

CHEMICAL ANALYSIS (11)

OVERBURDEN LOG 17324-T06-AOI31-SC.GPJ CRA_CORP.GDT 4/26/11

STRATIGRAPHIC AND INSTRUMENTATION LOG (OVERBURDEN)

PROJECT NAME: FORMER GM MANUAL TRANSMISSIONS OF MUNCIE
BOREHOLE DESIGNATION: X-1
PROJECT NUMBER: 17324
DATE COMPLETED: November 19, 2008
CLIENT: GENERAL MOTORS CORPORATION
DRILLING METHOD: Direct Push Technology
LOCATION: MUNCIE, INDIANA
FIELD PERSONNEL: Nick Hill

DEPTH ft BGS	STRATIGRAPHIC DESCRIPTION & REMARKS	DEPTH ft BGS	BACKFILL DETAILS	SAMPLE NUMBER	SAMPLE INTERVAL	SAMPLE REC (%)	SAMPLE 'N' VALUE	SAMPLE PID (ppm)
	ASPHALT and fill	0.50						
	CH-CLAY with sand and silt, firm, high plasticity, reddish brown, moist			13				0
2			BENTONITE					
4	- soft, sand, wet, trace gravel at 4.0ft BGS							0.1
	END OF BOREHOLE @ 5.0ft BGS	5.00						
6								
8								
10								
12								
14								
16								
18								

NOTES: MEASURING POINT ELEVATIONS MAY CHANGE; REFER TO CURRENT ELEVATION TABLE

CHEMICAL ANALYSIS (13)

OVERBURDEN LOG 17324-T06-AOI31-SC.GPJ CRA_CORP.GDT 4/26/11

STRATIGRAPHIC AND INSTRUMENTATION LOG (OVERBURDEN)

PROJECT NAME: FORMER GM MANUAL TRANSMISSIONS OF MUNCIE
BOREHOLE DESIGNATION: X-2
PROJECT NUMBER: 17324
DATE COMPLETED: November 19, 2008
CLIENT: GENERAL MOTORS CORPORATION
DRILLING METHOD: Direct Push Technology
LOCATION: MUNCIE, INDIANA
FIELD PERSONNEL: Nick Hill

DEPTH ft BGS	STRATIGRAPHIC DESCRIPTION & REMARKS	DEPTH ft BGS	BACKFILL DETAILS	SAMPLE NUMBER	SAMPLE INTERVAL	SAMPLE REC (%)	SAMPLE 'N' VALUE	SAMPLE PID (ppm)
0	ASPHALT and fill	0.30						
	CH-CLAY with sand, firm, high plasticity, reddish brown, moist			13				0
	- low plasticity, silty at 0.8ft BGS		BENTONITE					
2								
4								0
	END OF BOREHOLE @ 5.0ft BGS	5.00						
6								
8								
10								
12								
14								
16								
18								

NOTES: MEASURING POINT ELEVATIONS MAY CHANGE; REFER TO CURRENT ELEVATION TABLE

CHEMICAL ANALYSIS (13)

STRATIGRAPHIC AND INSTRUMENTATION LOG (OVERBURDEN)

PROJECT NAME: FORMER GM MANUAL TRANSMISSIONS OF MUNCIE
BOREHOLE DESIGNATION: X-3
PROJECT NUMBER: 17324
DATE COMPLETED: November 19, 2008
CLIENT: GENERAL MOTORS CORPORATION
DRILLING METHOD: Direct Push Technology
LOCATION: MUNCIE, INDIANA
FIELD PERSONNEL: Nick Hill

DEPTH ft BGS	STRATIGRAPHIC DESCRIPTION & REMARKS	DEPTH ft BGS	BACKFILL DETAILS	SAMPLE NUMBER	SAMPLE INTERVAL	SAMPLE REC (%)	SAMPLE 'N' VALUE	SAMPLE PID (ppm)
	ASPHALT and fill	0.50						
	CH-SILTY CLAY, firm, high plasticity, brown, moist, trace sand			13				0
2			BENTONITE					
4	- sandy, trace gravel at 4.0ft BGS							0
	END OF BOREHOLE @ 5.0ft BGS	5.00						
6								
8								
10								
12								
14								
16								
18								

NOTES: MEASURING POINT ELEVATIONS MAY CHANGE; REFER TO CURRENT ELEVATION TABLE

CHEMICAL ANALYSIS (13)

OVERBURDEN LOG 17324-T06-AOI31-SC.GPJ CRA_CORP.GDT 4/26/11

STRATIGRAPHIC AND INSTRUMENTATION LOG (OVERBURDEN)

PROJECT NAME: FORMER GM MANUAL TRANSMISSIONS OF MUNCIE
BOREHOLE DESIGNATION: X-4
PROJECT NUMBER: 17324
DATE COMPLETED: November 19, 2008
CLIENT: GENERAL MOTORS CORPORATION
DRILLING METHOD: Direct Push Technology
LOCATION: MUNCIE, INDIANA
FIELD PERSONNEL: Nick Hill

DEPTH ft BGS	STRATIGRAPHIC DESCRIPTION & REMARKS	DEPTH ft BGS	BACKFILL DETAILS	SAMPLE NUMBER	SAMPLE INTERVAL	SAMPLE REC (%)	SAMPLE 'N' VALUE	SAMPLE PID (ppm)
	ASPHALT and fill	0.50		12				0
	CH-SILTY CLAY, firm, high plasticity, dark brown, moist, trace sand - soft, dark gray, greenish, slight organic odor at 1.1ft BGS			13				
2			BENTONITE					
	- brick, gravel seam 3" at 2.9ft BGS							0
4								
	END OF BOREHOLE @ 5.0ft BGS	5.00						
6								
8								
10								
12								
14								
16								
18								

NOTES: MEASURING POINT ELEVATIONS MAY CHANGE; REFER TO CURRENT ELEVATION TABLE

CHEMICAL ANALYSIS ( )

OVERBURDEN LOG 17324-T06-AOI31-SC.GPJ CRA_CORP.GDT 4/26/11

STRATIGRAPHIC AND INSTRUMENTATION LOG
(OVERBURDEN)

PROJECT NAME: FORMER GM MANUAL TRANSMISSIONS OF MUNCIE
BOREHOLE DESIGNATION: Y-1

PROJECT NUMBER: 17324
DATE COMPLETED: November 19, 2008

CLIENT: GENERAL MOTORS CORPORATION
DRILLING METHOD: Direct Push Technology

LOCATION: MUNCIE, INDIANA
FIELD PERSONNEL: Nick Hill

DEPTH ft BGS	STRATIGRAPHIC DESCRIPTION & REMARKS	DEPTH ft BGS	BACKFILL DETAILS	SAMPLE NUMBER	SAMPLE INTERVAL	SAMPLE REC (%)	SAMPLE 'N' VALUE	SAMPLE PID (ppm)
0	ASPHALT and fill	0.40						
	CH-CLAY with sand, firm, high plasticity, reddish brown, moist			16				0
2			BENTONITE					
	- sandy with gravel, soft, wet at 3.5ft BGS							0
4								
	END OF BOREHOLE @ 5.0ft BGS	5.00						
6								
8								
10								
12								
14								
16								
18								

NOTES: MEASURING POINT ELEVATIONS MAY CHANGE; REFER TO CURRENT ELEVATION TABLE

CHEMICAL ANALYSIS (16)

OVERBURDEN LOG 17324-T06-AOI31-SC.GPJ CRA_CORP.GDT 4/26/11

STRATIGRAPHIC AND INSTRUMENTATION LOG (OVERBURDEN)

PROJECT NAME: FORMER GM MANUAL TRANSMISSIONS OF MUNCIE
BOREHOLE DESIGNATION: Y-2
PROJECT NUMBER: 17324
DATE COMPLETED: November 19, 2008
CLIENT: GENERAL MOTORS CORPORATION
DRILLING METHOD: Direct Push Technology
LOCATION: MUNCIE, INDIANA
FIELD PERSONNEL: Nick Hill

DEPTH ft BGS	STRATIGRAPHIC DESCRIPTION & REMARKS	DEPTH ft BGS	BACKFILL DETAILS	SAMPLE NUMBER	SAMPLE INTERVAL	SAMPLE REC (%)	SAMPLE 'N' VALUE	SAMPLE PID (ppm)
	ASPHALT and fill	0.50						
	CH-CLAY, firm, high plasticity, reddish brown, moist, trace sand			16				0
2			BENTONITE					
4	- silty, sandy, soft, wet at 4.0ft BGS							0
	END OF BOREHOLE @ 5.0ft BGS	5.00						
6								
8								
10								
12								
14								
16								
18								

NOTES: MEASURING POINT ELEVATIONS MAY CHANGE; REFER TO CURRENT ELEVATION TABLE

CHEMICAL ANALYSIS (16)

OVERBURDEN LOG 17324-T06-AOI31-SC.GPJ CRA_CORP.GDT 4/26/11

STRATIGRAPHIC AND INSTRUMENTATION LOG (OVERBURDEN)

PROJECT NAME: FORMER GM MANUAL TRANSMISSIONS OF MUNCIE
BOREHOLE DESIGNATION: Y-3
PROJECT NUMBER: 17324
DATE COMPLETED: November 19, 2008
CLIENT: GENERAL MOTORS CORPORATION
DRILLING METHOD: Direct Push Technology
LOCATION: MUNCIE, INDIANA
FIELD PERSONNEL: Nick Hill

DEPTH ft BGS	STRATIGRAPHIC DESCRIPTION & REMARKS	DEPTH ft BGS	BACKFILL DETAILS	SAMPLE NUMBER	SAMPLE INTERVAL	SAMPLE REC (%)	SAMPLE 'N' VALUE	SAMPLE PID (ppm)
0	ASPHALT and fill	0.50		14				0
	CH-CLAY, firm, high plasticity, brown, trace sand			16				
2			BENTONITE					
	- silty, sandy at 3.0ft BGS							0
4								
	END OF BOREHOLE @ 5.0ft BGS	5.00						
6								
8								
10								
12								
14								
16								
18								

NOTES: MEASURING POINT ELEVATIONS MAY CHANGE; REFER TO CURRENT ELEVATION TABLE

CHEMICAL ANALYSIS (14)

OVERBURDEN LOG 17324-T06-AOI31-SC.GPJ CRA_CORP.GDT 4/26/11

STRATIGRAPHIC AND INSTRUMENTATION LOG (OVERBURDEN)

PROJECT NAME: FORMER GM MANUAL TRANSMISSIONS OF MUNCIE
BOREHOLE DESIGNATION: Y-4
PROJECT NUMBER: 17324
DATE COMPLETED: November 19, 2008
CLIENT: GENERAL MOTORS CORPORATION
DRILLING METHOD: Direct Push Technology
LOCATION: MUNCIE, INDIANA
FIELD PERSONNEL: Nick Hill

DEPTH ft BGS	STRATIGRAPHIC DESCRIPTION & REMARKS	DEPTH ft BGS	BACKFILL DETAILS	SAMPLE NUMBER	SAMPLE INTERVAL	SAMPLE REC (%)	SAMPLE 'N' VALUE	SAMPLE PID (ppm)
	ASPHALT and fill	0.50		15				0
	CH-CLAY, soft, high plasticity, dark brown, wet, trace sand - gray, slight organic odor at 1.1ft BGS			16				
2			BENTONITE					
	- stiff, brown, sand at 2.9ft BGS							0
4								
	END OF BOREHOLE @ 5.0ft BGS	5.00						
6								
8								
10								
12								
14								
16								
18								

NOTES: MEASURING POINT ELEVATIONS MAY CHANGE; REFER TO CURRENT ELEVATION TABLE

CHEMICAL ANALYSIS ( )

OVERBURDEN LOG 17324-T06-AOI31-SC.GPJ CRA_CORP.GDT 4/26/11

STRATIGRAPHIC AND INSTRUMENTATION LOG (OVERBURDEN)

PROJECT NAME: FORMER GM MANUAL TRANSMISSIONS OF MUNCIE
BOREHOLE DESIGNATION: Z-1
PROJECT NUMBER: 17324
DATE COMPLETED: November 19, 2008
CLIENT: GENERAL MOTORS CORPORATION
DRILLING METHOD: Direct Push Technology
LOCATION: MUNCIE, INDIANA
FIELD PERSONNEL: Nick Hill

DEPTH ft BGS	STRATIGRAPHIC DESCRIPTION & REMARKS	DEPTH ft BGS	BACKFILL DETAILS	SAMPLE NUMBER	SAMPLE INTERVAL	SAMPLE REC (%)	SAMPLE 'N' VALUE	SAMPLE PID (ppm)
0	ASPHALT and fill	0.40						
	CH-CLAY with silt and sand, firm, high plasticity, reddish brown, moist			18				0
2	- silty, soft, wet at 2.2ft BGS		BENTONITE					
	- firm, moist at 3.0ft BGS							0
4								
	END OF BOREHOLE @ 5.0ft BGS	5.00						
6								
8								
10								
12								
14								
16								
18								

NOTES: MEASURING POINT ELEVATIONS MAY CHANGE; REFER TO CURRENT ELEVATION TABLE

CHEMICAL ANALYSIS (18)

OVERBURDEN LOG 17324-T06-AOI31-SC.GPJ CRA_CORP.GDT 4/26/11

STRATIGRAPHIC AND INSTRUMENTATION LOG (OVERBURDEN)

PROJECT NAME: FORMER GM MANUAL TRANSMISSIONS OF MUNCIE
BOREHOLE DESIGNATION: Z-2
PROJECT NUMBER: 17324
DATE COMPLETED: November 19, 2008
CLIENT: GENERAL MOTORS CORPORATION
DRILLING METHOD: Direct Push Technology
LOCATION: MUNCIE, INDIANA
FIELD PERSONNEL: Nick Hill

DEPTH ft BGS	STRATIGRAPHIC DESCRIPTION & REMARKS	DEPTH ft BGS	BACKFILL DETAILS	SAMPLE NUMBER	SAMPLE INTERVAL	SAMPLE REC (%)	SAMPLE 'N' VALUE	SAMPLE PID (ppm)
0	ASPHALT and fill	0.40						
	CH-CLAY with silt and sand, high plasticity, reddish brown, moist			18				0.1
2			BENTONITE					
	- trace gravel at 3.4ft BGS							0.1
4								
	END OF BOREHOLE @ 5.0ft BGS	5.00						
6								
8								
10								
12								
14								
16								
18								

NOTES: MEASURING POINT ELEVATIONS MAY CHANGE; REFER TO CURRENT ELEVATION TABLE

CHEMICAL ANALYSIS (18)

OVERBURDEN LOG 17324-T06-AOI31-SC.GPJ CRA_CORP.GDT 4/26/11

STRATIGRAPHIC AND INSTRUMENTATION LOG (OVERBURDEN)

PROJECT NAME: FORMER GM MANUAL TRANSMISSIONS OF MUNCIE
BOREHOLE DESIGNATION: Z-3
PROJECT NUMBER: 17324
DATE COMPLETED: November 19, 2008
CLIENT: GENERAL MOTORS CORPORATION
DRILLING METHOD: Direct Push Technology
LOCATION: MUNCIE, INDIANA
FIELD PERSONNEL: Nick Hill

DEPTH ft BGS	STRATIGRAPHIC DESCRIPTION & REMARKS	DEPTH ft BGS	BACKFILL DETAILS	SAMPLE NUMBER	SAMPLE INTERVAL	SAMPLE REC (%)	SAMPLE 'N' VALUE	SAMPLE PID (ppm)
	ASPHALT and fill	0.50						
	CL-SILTY CLAY, firm, low plasticity, brown/gray, moist			18				0
2			BENTONITE					
	- trace gravel at 3.5ft BGS							0
4								
	END OF BOREHOLE @ 5.0ft BGS	5.00						
6								
8								
10								
12								
14								
16								
18								

NOTES: MEASURING POINT ELEVATIONS MAY CHANGE; REFER TO CURRENT ELEVATION TABLE

CHEMICAL ANALYSIS (18)

OVERBURDEN LOG 17324-T06-AOI31-SC.GPJ CRA_CORP.GDT 4/26/11

STRATIGRAPHIC AND INSTRUMENTATION LOG (OVERBURDEN)

PROJECT NAME: FORMER GM MANUAL TRANSMISSIONS OF MUNCIE
BOREHOLE DESIGNATION: Z-4
PROJECT NUMBER: 17324
DATE COMPLETED: November 19, 2008
CLIENT: GENERAL MOTORS CORPORATION
DRILLING METHOD: Direct Push Technology
LOCATION: MUNCIE, INDIANA
FIELD PERSONNEL: Nick Hill

DEPTH ft BGS	STRATIGRAPHIC DESCRIPTION & REMARKS	DEPTH ft BGS	BACKFILL DETAILS	SAMPLE NUMBER	SAMPLE INTERVAL	SAMPLE REC (%)	SAMPLE 'N' VALUE	SAMPLE PID (ppm)
0	ASPHALT and fill	0.50		17				0
	CH-CLAY, firm, high plasticity, green/dark gray, moist, slight organic odor, trace sand			18				
2	- stiff, low plasticity, brown/gray at 1.0ft BGS		BENTONITE					0.1
4		5.00						
	END OF BOREHOLE @ 5.0ft BGS							
6								
8								
10								
12								
14								
16								
18								

NOTES: MEASURING POINT ELEVATIONS MAY CHANGE; REFER TO CURRENT ELEVATION TABLE

CHEMICAL ANALYSIS (17)

OVERBURDEN LOG 17324-T06-AOI31-SC.GPJ CRA_CORP.GDT 4/26/11

STRATIGRAPHIC AND INSTRUMENTATION LOG (OVERBURDEN)

PROJECT NAME: FORMER MTM
PROJECT NUMBER: 017324-T06
CLIENT: MLC
LOCATION: MUNCIE, IN

HOLE DESIGNATION: MW40-11
DATE COMPLETED: January 4, 2011
DRILLING METHOD: GEOPROBE
FIELD PERSONNEL: D. NEWTON / K. BURNS

DEPTH ft BGS	STRATIGRAPHIC DESCRIPTION & REMARKS	DEPTH ft BGS	MONITORING WELL DETAILS	SAMPLE NUMBER	SAMPLE INTERVAL	SAMPLE REC (%)	SAMPLE 'N' VALUE	SAMPLE PID (ppm)
0	ASPHALT, with gravel, firm	0.50	CONCRETE					
	CL-SILTY CLAY, friable, brown, dry, with trace coarse gravel							0
6	SM- SILTY SAND, compact, fine grained, light brown, dry to moist	6.50						0
8	GP-GRAVELLY SAND, coarse, with silty clay	8.00	BENTONITE CHIPS					
10	SW-SAND AND GRAVEL, well graded, moist to dry, with trace cobbles	10.00						0
14	CL-SILTY CLAY, homogenous, dark brown, damp	15.00						
16	SW-SAND AND GRAVEL, course, well graded, wet	17.00						0
18	END OF BOREHOLE @ 20.0ft BGS	20.00	SILICA SAND					

WELL DETAILS
Screened interval:
15.00 to 25.00ft BGS
Length: 10ft
Diameter: 2in
Slot Size: 0.010
Material: PVC
Seal:
3.00 to 13.00ft BGS
Material: BENTONITE CHIPS
Sand Pack:
13.00 to 25.00ft BGS
Material: SILICA SAND

NOTES: MEASURING POINT ELEVATIONS MAY CHANGE; REFER TO CURRENT ELEVATION TABLE

STRATIGRAPHIC AND INSTRUMENTATION LOG (OVERBURDEN)

PROJECT NAME: FORMER MTM
PROJECT NUMBER: 017324-T06
CLIENT: MLC
LOCATION: MUNCIE, IN

HOLE DESIGNATION: MW41-11
DATE COMPLETED: January 4, 2011
DRILLING METHOD: GEOPROBE
FIELD PERSONNEL: D. NEWTON

DEPTH ft BGS	STRATIGRAPHIC DESCRIPTION & REMARKS	DEPTH ft BGS	MONITORING WELL DETAILS	SAMPLE NUMBER	SAMPLE INTERVAL	SAMPLE REC (%)	SAMPLE 'N' VALUE	SAMPLE PID (ppm)
	TOPSOIL, vegetation	0.50	CONCRETE					
2	CL-SILTY CLAY, fiable, loose, well graded, black, dry to moist, trace sand and gravel - light brown at 2.0ft BGS							0
4								
6	- homogenous, firm, no sand at 5.0ft BGS		BENTONITE CHIPS					
8	- low plasticity, grey-brown at 8.0ft BGS							0
10	- increasing coarse gravel at 10.0ft BGS							
12	SP-SAND AND GRAVEL, cobbles, loose, dry to moist - course gravel, loose, wet, black, trace sands, petroleum odor and staining at 13.0ft BGS	11.00						6.1
14			SILICA SAND					37.1
16	END OF BOREHOLE @ 15.0ft BGS	15.00						
18								
20								
22								
24								
26								
28								
30								
32								
34								

WELL DETAILS
Screened interval:
10.00 to 20.00ft BGS
Length: 10ft
Diameter: 2in
Slot Size: 0.010
Material: PVC
Seal:
3.00 to 8.00ft BGS
Material: BENTONITE CHIPS
Sand Pack:
8.00 to 10.00ft BGS
Material: SILICA SAND

NOTES: MEASURING POINT ELEVATIONS MAY CHANGE; REFER TO CURRENT ELEVATION TABLE

STRATIGRAPHIC AND INSTRUMENTATION LOG (OVERBURDEN)

PROJECT NAME: FORMER MTM
PROJECT NUMBER: 017324-T06
CLIENT: MLC
LOCATION: MUNCIE, IN

HOLE DESIGNATION: MW42-11
DATE COMPLETED: January 4, 2011
DRILLING METHOD: GEOPROBE
FIELD PERSONNEL: D. NEWTON

DEPTH ft BGS	STRATIGRAPHIC DESCRIPTION & REMARKS	DEPTH ft BGS	MONITORING WELL DETAILS	SAMPLE NUMBER	SAMPLE INTERVAL	SAMPLE REC (%)	SAMPLE 'N' VALUE	SAMPLE PID (ppm)
0	VEGETATION	0.50	CONCRETE					
2	SILTY CLAY, loose, black, moist - firm, brown, dry, orange mottling at 2.5ft BGS							0
4								
6			BENTONITE CHIPS					
8	SM-SILTY SAND, dark brown, moist	7.50						0
10	SP-SAND AND GRAVEL, well graded, loose, wet - grey, wet at 10.0ft BGS	9.50						
12								0
13	SP-SAND, fine, grey, wet	13.00	SILICA SAND					
14	SP-SAND AND GRAVEL, brown/grey, wet	13.60						
15	END OF BOREHOLE @ 15.0ft BGS	15.00						
16								
18								
20								
22								
24								
26								
28								
30								
32								
34								

WELL DETAILS
Screened interval:
9.00 to 19.00ft BGS
Length: 10ft
Diameter: 2in
Slot Size: 0.010
Material: PVC
Seal:
3.00 to 7.00ft BGS
Material: BENTONITE CHIPS
Sand Pack:
7.00 to 20.00ft BGS
Material: SILICA SAND

NOTES: MEASURING POINT ELEVATIONS MAY CHANGE; REFER TO CURRENT ELEVATION TABLE

STRATIGRAPHIC AND INSTRUMENTATION LOG (OVERBURDEN)

PROJECT NAME: FORMER MTM
PROJECT NUMBER: 017324-T06
CLIENT: MLC
LOCATION: MUNCIE, IN

HOLE DESIGNATION: MW43-11
DATE COMPLETED: January 4, 2011
DRILLING METHOD: GEOPROBE
FIELD PERSONNEL: D. NEWTON / K. BURNS

DEPTH ft BGS	STRATIGRAPHIC DESCRIPTION & REMARKS	DEPTH ft BGS	MONITORING WELL DETAILS	SAMPLE NUMBER	SAMPLE INTERVAL	SAMPLE REC (%)	SAMPLE 'N' VALUE	SAMPLE PID (ppm)
2	SM-SILTY SAND AND GRAVEL with clay, loose, black, dry, trace pieces of glass	2.50	CONCRETE					0
	SP-GRAVELLY SANDS, coarse, loose, tan, dry	3.00						
4	SP-SAND AND GRAVEL, loose, grey, dry	4.00						
	QUARTZITE FRAGMENTS with tan sands	4.50						
	CL-SILTY CLAY, smooth, firm, red/brown, dry	5.00						
6	SP-SAND AND GRAVEL, fine, grey, dry	6.00						
8	CL-SILTY CLAY, firm, low plasticity, friable, brown		BENTONITE CHIPS					0
10	SP-SAND AND GRAVEL, brown, wet	10.00						
12	QUARTZITE FRAGMENTS, loose, dry	12.00						0
	SP-SAND, loose, brown, wet	13.00						
14	END OF BOREHOLE @ 15.0ft BGS	15.00	SILICA SAND					
16								
18								
20								
22								
24								
26								
28								
30								
32								
34								

WELL DETAILS
Screened interval:
10.00 to 20.00ft BGS
Length: 10ft
Diameter: 2in
Slot Size: 0.010
Material: PVC
Seal:
3.00 to 8.00ft BGS
Material: BENTONITE CHIPS
Sand Pack:
8.00 to 20.00ft BGS
Material: SILICA SAND

NOTES: MEASURING POINT ELEVATIONS MAY CHANGE; REFER TO CURRENT ELEVATION TABLE

OVERBURDEN LOG 17324-T06-SC.GPJ CRA_CORP.GDT 3/2/11

STRATIGRAPHIC AND INSTRUMENTATION LOG (OVERBURDEN)

PROJECT NAME: FORMER MTM
PROJECT NUMBER: 017324-T06
CLIENT: MLC
LOCATION: MUNCIE, IN

HOLE DESIGNATION: MW44-11
DATE COMPLETED: January 4, 2011
DRILLING METHOD: GEOPROBE
FIELD PERSONNEL: D. NEWTON

DEPTH ft BGS	STRATIGRAPHIC DESCRIPTION & REMARKS	DEPTH ft BGS	MONITORING WELL DETAILS	SAMPLE NUMBER	SAMPLE INTERVAL	SAMPLE REC (%)	SAMPLE 'N' VALUE	SAMPLE PID (ppm)
0	CL-SILTY CLAY, soft, high plasticity, dark brown, moist		CONCRETE					
2								0
4	- red/brown, moist at 3.0ft BGS							
6								
8			BENTONITE CHIPS					0
10	- dark brown at 10.0ft BGS							
12	SP-SAND, fine, loose, moist	12.00						0
	SP-SAND AND GRAVEL, loose, poorly graded, moist	12.50						
14								
	CL-SILTY CLAY, medium plasticity, brown, moist	15.00						
16		16.00						
	SP-SAND AND GRAVEL, moist to wet							
18	- grey, wet at 17.0ft BGS							0
	CL-SILTY CLAY, firm, gray-brown, dry	19.00	SILICA SAND					
20	END OF BOREHOLE @ 20.0ft BGS	20.00						
22								
24								
26								
28								
30								
32								
34								

WELL DETAILS
Screened interval:
15.00 to 25.00ft BGS
Length: 10ft
Diameter: 2in
Slot Size: 0.010
Material: PVC
Seal:
3.00 to 13.00ft BGS
Material: BENTONITE CHIPS
Sand Pack:
13.00 to 25.00ft BGS
Material: SILICA SAND

NOTES: MEASURING POINT ELEVATIONS MAY CHANGE; REFER TO CURRENT ELEVATION TABLE

OVERBURDEN LOG 17324-T06-SC.GPJ CRA_CORP.GDT 3/2/11

APPENDIX B.1

ANALYTICAL REPORT AND DATA VALIDATION MEMORANDUM – AOIs 10 AND 19

Table of Contents

Analytical Report Cover Page A7I250111 Summary 1
Case Narrative 2
Executive Summary 9
Analytical Method Summary 15
Sample Summary 17
Shipping and Receiving Documents 19
GC/MS Volatile Data 23
Inorganic/Metals Data 58
General Chemistry Data 90

Total # of Pages in this Document 105

TestAmerica

THE LEADER IN ENVIRONMENTAL TESTING

ANALYTICAL REPORT

PROJECT NO. 17324-02-202040

GM MTM SSOW# E180003

Lot #: A7I250111

Michael Richardson

Conestoga Rovers & Associates,
6520 Corporate Drive
Indianapolis, IN 46278

TESTAMERICA LABORATORIES, INC.

Amy L. McCormick
Project Manager

October 15, 2007

TestAmerica
THE LEADER IN ENVIRONMENTAL TESTING

CASE NARRATIVE

CASE NARRATIVE

A7I250111

The following report contains the analytical results for nine solid samples, two water samples and one quality control sample submitted to TestAmerica North Canton by Conestoga-Rovers & Associates, Inc. from the GM MTM SSOW# E180003 Site, project number 17324-02-202040. The samples were received September 22, 2007, according to documented sample acceptance procedures.

Results for samples listed on the chain-of-custody-records, and not included in this report, will be provided under separate cover.

TestAmerica utilizes USEPA approved methods in all analytical work. The samples presented in this report were analyzed for the parameter(s) listed on the analytical methods summary page in accordance with the method(s) indicated. Preliminary results were provided to Michael Richardson on October 08, 2007. A summary of QC data for these analyses is included at the back of the report.

TestAmerica North Canton attests to the validity of the laboratory data generated by TestAmerica facilities reported herein. All analyses performed by TestAmerica facilities were done using established laboratory SOPs that incorporate QA/QC procedures described in the applicable methods. TestAmerica's operations groups have reviewed the data for compliance with the laboratory QA/QC plan, and data have been found to be compliant with laboratory protocols unless otherwise noted below.

All solid sample results are reported on an "as received" basis unless otherwise indicated by a dry weight adjustment footnote at the bottom of the analytical report page. The list of parameters which are never reported on a dry weight basis is included on the Sample Summary.

The test results in this report meet all NELAP requirements for parameters for which accreditation is required or available. Any exceptions to NELAP requirements are noted in this report. Pursuant to NELAP, this report may not be reproduced, except in full, without the written approval of the laboratory.

Please refer to the Quality Control Elements Narrative following this case narrative for additional quality control information.

If you have any questions, please call the Project Manager, Amy L. McCormick, at 330-497-9396.

This report is sequentially paginated. The final page of the report is labeled as "END OF REPORT."

CASE NARRATIVE (continued)

SUPPLEMENTAL QC INFORMATION

SAMPLE RECEIVING

The temperature of the cooler upon sample receipt was 3.4°C.

GC/MS VOLATILES

The sample(s) that contained concentrations of target analyte(s) at a reportable level in the associated Method Blank(s) were flagged with "B". All target analytes in the Method Blank must be below the reporting limit (RL) or the associated sample(s) must be ND with the exception of common laboratory contaminants.

The sample(s) that contain results between the MDL and the RL were flagged with "J". There is a possibility of false positive or mis-identification at these quantitation levels. In analytical methods requiring confirmation of the analyte reported, confirmation was performed only down to the standard reporting limit (SRL). The acceptance criteria for QC samples may not be met at these quantitation levels.

The matrix spike/matrix spike duplicate(s) for SO-017324-092107-MG-004 had RPD's outside acceptance limits. However, since the associated method blank(s) and laboratory control sample(s) were in control, no corrective action was necessary.

The matrix spike/matrix spike duplicate(s) for batch(es) 7270223 had recoveries outside acceptance limits. However, since the associated method blank(s) and laboratory control sample(s) were in control, no corrective action was necessary.

The surrogate recoveries were outside of criteria (high) for sample(s) WQ-017324-092107-MG-001. Since the sample was ND, no corrective action was necessary.

The pH of the sample(s) WG-017324-092107-MG-001 and WG-017324-092107-MG-002 was greater than 2. The sample(s) was analyzed within the normal 14 day holding time; however, experimental evidence suggests that some aromatic compounds in wastewater samples, notably Benzene, Toluene, and Ethylbenzene are susceptible to biological degradation if samples are not preserved to a pH of 2.

The internal standard areas were outside acceptance limits for sample(s) SO-017324-092107-MG-002 due to matrix effects. (Refer to IS report following this Case Narrative for additional detail.)

CASE NARRATIVE (continued)

METALS

The sample(s) that contain results between the MDL and the RL were flagged with "B". There is the possibility of false positive or mis-identification at these quantitation levels. The acceptance criteria for the ICB, CCB, and Method Blank are +/- the standard reporting limit (SRL).

The sample(s) that contained concentrations of target analyte(s) at a reportable level in the associated Method Blank(s) were flagged with "J". Refer to the sample report pages for the affected analyte(s).

Matrix spike recovery and relative percent difference (RPD) data were not calculated for some analytes for SO-017324-092107-MG-005 due to the sample concentration reading greater than four times the spike amount. See the Matrix Spike Report for the affected analytes which will be flagged with "NC, MSB".

The matrix spike/matrix spike duplicate(s) for SO-017324-092107-MG-005 had RPD's and recoveries outside acceptance limits. However, since the associated method blank(s) and laboratory control sample(s) were in control, no corrective action was necessary.

No ICP Trace Form IX was provided for batch(es) 7275022. The serial dilution was performed on a different sample from the same QC batch(es).

GENERAL CHEMISTRY

The sample(s) that contain results between the MDL and the RL were flagged with "B". There is the possibility of false positive or mis-identification at these quantitation levels. The acceptance criteria for the ICB, CCB, and Method Blank are +/- the standard reporting limit (SRL).

QUALITY CONTROL ELEMENTS NARRATIVE

TestAmerica North Canton (formerly STL North Canton) conducts a quality assurance/quality control (QA/QC) program designed to provide scientifically valid and legally defensible data. Toward this end, several types of quality control indicators are incorporated into the QA/QC program, which is described in detail in QA Policy, QA-003. These indicators are introduced into the sample testing process to provide a mechanism for the assessment of the analytical data.

QC BATCH

Environmental samples are taken through the testing process in groups called QUALITY CONTROL BATCHES (QC batches). A QC batch contains up to twenty environmental samples of a similar matrix (water, soil) that are processed using the same reagents and standards. TestAmerica North Canton (formerly STL North Canton) requires that each environmental sample be associated with a QC batch.

Several quality control samples are included in each QC batch and are processed identically to the twenty environmental samples.

For SW846/RCRA methods, QC samples include a METHOD BLANK (MB), a LABORATORY CONTROL SAMPLE (LCS) and, where appropriate, a MATRIX SPIKE/MATRIX SPIKE DUPLICATE (MS/MSD) pair or a MATRIX SPIKE/SAMPLE DUPLICATE (MS/DU) pair. If there is insufficient sample to perform an MS/MSD or an MS/DU, then a LABORATORY CONTROL SAMPLE DUPLICATE (LCSD) is included in the QC batch.

For 600 series/CWA methods, QC samples include a METHOD BLANK (MB), a LABORATORY CONTROL SAMPLE (LCS) and, where appropriate, a MATRIX SPIKE (MS). An MS is prepared and analyzed at a 10% frequency for GC Methods and at a 5% frequency for GC/MS methods.

LABORATORY CONTROL SAMPLE

The Laboratory Control Sample is a QC sample that is created by adding known concentrations of a full or partial set of target analytes to a matrix similar to that of the environmental samples in the QC batch. Multi peak responders may not be included in the target spike list due to co-elution. The LCS analyte recovery results are used to monitor the analytical process and provide evidence that the laboratory is performing the method within acceptable guidelines. All control analytes indicated by a bold type in the LCS must meet acceptance criteria. Failure to meet the established recovery guidelines requires the repreparation and reanalysis of all samples in the QC batch. Comparison of only the failed parameters from the first batch are evaluated. The only exception to the rework requirement is that if the LCS recoveries are biased high and the associated sample is ND (non-detected) for the parameter(s) of interest, the batch is acceptable.

At times, a Laboratory Control Sample Duplicate (LCSD) is also included in the QC batch. An LCSD is a QC sample that is created and handled identically to the LCS. Analyte recovery data from the LCSD is assessed in the same way as that of the LCS. The LCSD recoveries, together with the LCS recoveries, are used to determine the reproducibility (precision) of the analytical system. Precision data are expressed as relative percent differences (RPDs). If the RPD fails for an LCS/LCSD and yet the recoveries are within acceptance criteria, the batch is still acceptable.

METHOD BLANK

The Method Blank is a QC sample consisting of all the reagents used in analyzing the environmental samples contained in the QC batch. Method Blank results are used to determine if interference or contamination in the analytical system could lead to the reporting of false positive data or elevated analyte concentrations. All target analytes must be below the reporting limits (RL) or the associated sample(s) must be ND except under the following circumstances:

- Common organic contaminants may be present at concentrations up to 5 times the reporting limits. Common metals contaminants may be present at concentrations up to 2 times the reporting limit, or the reported blank concentration must be twenty fold less than the concentration reported in the associated environmental samples. (See common laboratory contaminants listed in the table.)

Volatile (GC or GC/MS)	Semivolatile (GC/MS)	Metals ICP-MS	Metals ICP Trace
Methylene Chloride, Acetone, 2-Butanone	Phthalate Esters	Copper, Iron, Zinc, Lead, Calcium, Magnesium, Potassium, Sodium, Barium, Chromium, Manganese	Copper, Iron, Zinc, Lead

- Organic blanks will be accepted if compounds detected in the blank are present in the associated samples at levels 10 times the blank level. Inorganic blanks will be accepted if elements detected in the blank are present in the associated samples at 20 times the blank level.

- Blanks will be accepted if the compounds/elements detected are not present in any of the associated environmental samples.

Failure to meet these Method Blank criteria requires the repreparation and reanalysis of all samples in the QC batch.

MATRIX SPIKE/MATRIX SPIKE DUPLICATE

A Matrix Spike and a Matrix Spike Duplicate are a pair of environmental samples to which known concentrations of a full or partial set of target analytes are added. The MS/MSD results are determined in the same manner as the results of the environmental sample used to prepare the MS/MSD. The analyte recoveries and the relative percent differences (RPDs) of the recoveries are calculated and used to evaluate the effect of the sample matrix on the analytical results. Due to the potential variability of the matrix of each sample, the MS/MSD results may not have an immediate bearing on any samples except the one spiked; therefore, the associated batch MS/MSD may not reflect the same compounds as the samples contained in the analytical report. When these MS/MSD results fail to meet acceptance criteria, the data is evaluated. If the LCS is within acceptance criteria, the batch is considered acceptable.

For certain methods, a Matrix Spike/Sample Duplicate (MS/DU) may be included in the QC batch in place of the MS/MSD. For the parameters (i.e. pH, ignitability) where it is not possible to prepare a spiked sample, a Sample Duplicate may be included in the QC batch. However, a Sample Duplicate is less likely to provide usable precision statistics depending on the likelihood of finding concentrations below the standard reporting limit. When the Sample Duplicate result fails to meet acceptance criteria, the data is evaluated.

For certain methods (600 series methods/CWA), a Matrix Spike is required in place of a Matrix Spike/Matrix Spike Duplicate (MS/MSD) or Matrix Spike/Sample Duplicate (MS/DU).

The acceptance criteria do not apply to samples that are diluted.

SURROGATE COMPOUNDS

In addition to these batch-related QC indicators, each organic environmental and QC sample is spiked with surrogate compounds. Surrogates are organic chemicals that behave similarly to the analytes of interest and that are rarely present in the environment. Surrogate recoveries are used to monitor the individual performance of a sample in the analytical system.

If surrogate recoveries are biased high in the LCS, LCSD, or the Method Blank, and the associated sample(s) are ND, the batch is acceptable. Otherwise, if the LCS, LCSD, or Method Blank surrogate(s) fail to meet recovery criteria, the entire sample batch is reprepared and reanalyzed. If the surrogate recoveries are outside criteria for environmental samples, the samples will be reprepared and reanalyzed unless there is objective evidence of matrix interference or if the sample dilution is greater than the threshold outlined in the associated method SOP.

The acceptance criteria do not apply to samples that are diluted. All other surrogate recoveries will be reported.

For the GC/MS BNA methods, the surrogate criterion is that two of the three surrogates for each fraction must meet acceptance criteria. The third surrogate must have a recovery of ten percent or greater.

For the Pesticide and PCB methods, the surrogate criterion is that one of two surrogate compounds must meet acceptance criteria. The second surrogate must have a recovery of 10% or greater.

(s10H
Data File: \\cansvr11\dd\chem\MSV\a3ux8a.i\M70927B.b\UX85219.D
Report Date: 28-Sep-2007 14:00

STL North Canton

INTERNAL STANDARD COMPOUNDS
AREA AND RT SUMMARY

Instrument ID: a3ux8a.i
Lab File ID: UX85219.D
Lab Smp Id: J7KEV1AA
Analysis Type: VOA
Quant Type: ISTD
Operator: 402279
Calibration Date: 27-SEP-2007
Calibration Time: 18:31
Client Smp ID: SO-017324-092107-MG
Level: LOW
Sample Type: SOIL
Method File: \\cansvr11\dd\chem\MSV\a3ux8a.i\M70927B.b\8260SUX8.m
Misc Info: M70927B,8260SUX8,1-8260.SUB,402279

		AREA LIMIT			
COMPOUND	STANDARD	LOWER	UPPER	SAMPLE	%DIFF
1 Fluorobenzene	1134883	567442	2269766	848154	-25.27
2 Chlorobenzene-d5	777275	388638	1554550	514285	-33.83
3 1,4-Dichlorobenze	399347	199674	798694	167404	-58.08 <-

		RT LIMIT			
COMPOUND	STANDARD	LOWER	UPPER	SAMPLE	%DIFF
1 Fluorobenzene	5.31	4.81	5.81	5.31	-0.05
2 Chlorobenzene-d5	7.85	7.35	8.35	7.85	-0.03
3 1,4-Dichlorobenze	10.05	9.55	10.55	10.05	-0.02

AREA UPPER LIMIT = +100% of internal standard area.
AREA LOWER LIMIT = - 50% of internal standard area.
RT UPPER LIMIT = + 0.50 minutes of internal standard RT.
RT LOWER LIMIT = - 0.50 minutes of internal standard RT.

EXECUTIVE SUMMARY

EXECUTIVE SUMMARY - Detection Highlights

A7I250111

PARAMETER	RESULT	REPORTING LIMIT	UNITS	ANALYTICAL METHOD
SO-017324-092107-MG-001 09/21/07 10:10 001				
Methylene chloride	5.0 J,B	6.1	ug/kg	SW846 8260B
Toluene	0.41 J	6.1	ug/kg	SW846 8260B
Percent Solids	95.6	10.0	%	MCAWW 160.3 MOD
SO-017324-092107-MG-002 09/21/07 10:15 002				
Methylene chloride	5.2 J,B	6.1	ug/kg	SW846 8260B
Toluene	0.72 J	6.1	ug/kg	SW846 8260B
Percent Solids	95.3	10.0	%	MCAWW 160.3 MOD
SO-017324-092107-MG-003 09/21/07 10:18 003				
Acetone	10 J,B	25	ug/kg	SW846 8260B
Methylene chloride	4.4 J	6.2	ug/kg	SW846 8260B
Toluene	0.47 J	6.2	ug/kg	SW846 8260B
Percent Solids	93.9	10.0	%	MCAWW 160.3 MOD
SO-017324-092107-MG-004 09/21/07 10:25 004				
Acetone	13 J,B	26	ug/kg	SW846 8260B
Methylene chloride	4.0 J	6.6	ug/kg	SW846 8260B
Styrene	0.30 J	6.6	ug/kg	SW846 8260B
Toluene	0.43 J	6.6	ug/kg	SW846 8260B
Percent Solids	85.2	10.0	%	MCAWW 160.3 MOD
SO-017324-092107-MG-005 09/21/07 10:55 005				
Mercury	0.025 B	0.10	mg/kg	SW846 7471A
Arsenic	4.0	1.0	mg/kg	SW846 6010B
Lead	3.3	0.31	mg/kg	SW846 6010B
Thallium	0.77 B	1.0	mg/kg	SW846 6010B
Aluminum	1690	21.0	mg/kg	SW846 6010B
Barium	15.1 B	21.0	mg/kg	SW846 6010B
Beryllium	0.12 B	0.52	mg/kg	SW846 6010B
Cadmium	0.15 B	0.52	mg/kg	SW846 6010B
Calcium	100000 J	2620	mg/kg	SW846 6010B
Chromium	4.5 J	1.0	mg/kg	SW846 6010B
Cobalt	2.5 B	5.2	mg/kg	SW846 6010B
Copper	6.0	2.6	mg/kg	SW846 6010B
Iron	5520	10.5	mg/kg	SW846 6010B
Magnesium	26300 J	524	mg/kg	SW846 6010B
Manganese	260 J	7.9	mg/kg	SW846 6010B
Nickel	6.9	4.2	mg/kg	SW846 6010B

(Continued on next page)

EXECUTIVE SUMMARY - Detection Highlights

A7I250111

PARAMETER	RESULT	REPORTING LIMIT	UNITS	ANALYTICAL METHOD
SO-017324-092107-MG-005 09/21/07 10:55 005				
Potassium	403 B,J	524	mg/kg	SW846 6010B
Sodium	98.1 B	524	mg/kg	SW846 6010B
Vanadium	6.4	5.2	mg/kg	SW846 6010B
Zinc	20.9 J	2.1	mg/kg	SW846 6010B
Hexavalent Chromium	0.87	0.84	mg/kg	SW846 7196A
Percent Solids	95.4	10.0	%	MCAWW 160.3 MOD
SO-017324-092107-MG-006 09/21/07 11:30 006				
Arsenic	5.1	1.1	mg/kg	SW846 6010B
Lead	5.3	0.32	mg/kg	SW846 6010B
Thallium	0.72 B	1.1	mg/kg	SW846 6010B
Aluminum	2420	21.0	mg/kg	SW846 6010B
Barium	18.3 B	21.0	mg/kg	SW846 6010B
Beryllium	0.17 B	0.53	mg/kg	SW846 6010B
Cadmium	0.22 B	0.53	mg/kg	SW846 6010B
Calcium	130000 J	5260	mg/kg	SW846 6010B
Chromium	4.4 J	1.1	mg/kg	SW846 6010B
Cobalt	3.2 B	5.3	mg/kg	SW846 6010B
Copper	10.0	2.6	mg/kg	SW846 6010B
Iron	8080	10.5	mg/kg	SW846 6010B
Magnesium	47200 J	526	mg/kg	SW846 6010B
Manganese	339 J	15.8	mg/kg	SW846 6010B
Nickel	8.9	4.2	mg/kg	SW846 6010B
Potassium	462 B,J	526	mg/kg	SW846 6010B
Sodium	115 B	526	mg/kg	SW846 6010B
Vanadium	8.0	5.3	mg/kg	SW846 6010B
Zinc	33.7 J	2.1	mg/kg	SW846 6010B
Hexavalent Chromium	0.40 B	0.84	mg/kg	SW846 7196A
Percent Solids	95.0	10.0	%	MCAWW 160.3 MOD
SO-017324-092107-MG-007 09/21/07 11:55 007				
Arsenic	3.6	1.0	mg/kg	SW846 6010B
Lead	3.1	0.31	mg/kg	SW846 6010B
Aluminum	2040	20.9	mg/kg	SW846 6010B
Barium	18.1 B	20.9	mg/kg	SW846 6010B
Beryllium	0.36 B	0.52	mg/kg	SW846 6010B
Cadmium	0.40 B	0.52	mg/kg	SW846 6010B
Calcium	126000 J	5230	mg/kg	SW846 6010B
Chromium	4.8 J	1.0	mg/kg	SW846 6010B

(Continued on next page)

EXECUTIVE SUMMARY - Detection Highlights

A7I250111

PARAMETER	RESULT	REPORTING LIMIT	UNITS	ANALYTICAL METHOD
SO-017324-092107-MG-007 09/21/07 11:55 007				
Cobalt	2.7 B	5.2	mg/kg	SW846 6010B
Copper	7.7	2.6	mg/kg	SW846 6010B
Iron	23800	10.5	mg/kg	SW846 6010B
Magnesium	59400 J	5230	mg/kg	SW846 6010B
Manganese	307 J	15.7	mg/kg	SW846 6010B
Nickel	8.6	4.2	mg/kg	SW846 6010B
Potassium	374 B,J	523	mg/kg	SW846 6010B
Sodium	139 B	523	mg/kg	SW846 6010B
Vanadium	8.4	5.2	mg/kg	SW846 6010B
Zinc	25.4 J	2.1	mg/kg	SW846 6010B
Hexavalent Chromium	0.47 B	0.84	mg/kg	SW846 7196A
Percent Solids	95.5	10.0	%	MCAWW 160.3 MOD
SO-017324-092107-MG-008 09/21/07 12:30 008				
Arsenic	3.5	1.1	mg/kg	SW846 6010B
Lead	3.1	0.32	mg/kg	SW846 6010B
Aluminum	1610	21.2	mg/kg	SW846 6010B
Barium	12.0 B	21.2	mg/kg	SW846 6010B
Beryllium	0.11 B	0.53	mg/kg	SW846 6010B
Cadmium	0.13 B	0.53	mg/kg	SW846 6010B
Calcium	106000 J	5310	mg/kg	SW846 6010B
Chromium	2.8 J	1.1	mg/kg	SW846 6010B
Cobalt	2.3 B	5.3	mg/kg	SW846 6010B
Copper	6.3	2.7	mg/kg	SW846 6010B
Iron	4680	10.6	mg/kg	SW846 6010B
Magnesium	50000 J	531	mg/kg	SW846 6010B
Manganese	198 J	15.9	mg/kg	SW846 6010B
Nickel	6.6	4.2	mg/kg	SW846 6010B
Potassium	318 B,J	531	mg/kg	SW846 6010B
Sodium	125 B	531	mg/kg	SW846 6010B
Vanadium	5.6	5.3	mg/kg	SW846 6010B
Zinc	20.9 J	2.1	mg/kg	SW846 6010B
Hexavalent Chromium	0.57 B	0.85	mg/kg	SW846 7196A
Percent Solids	94.2	10.0	%	MCAWW 160.3 MOD
SO-017324-092107-MG-009 09/21/07 12:55 009				
Arsenic	7.8	1.0	mg/kg	SW846 6010B
Lead	8.0	0.31	mg/kg	SW846 6010B
Aluminum	2080	20.8	mg/kg	SW846 6010B

(Continued on next page)

EXECUTIVE SUMMARY - Detection Highlights

A7I250111

PARAMETER	RESULT	REPORTING LIMIT	UNITS	ANALYTICAL METHOD
SO-017324-092107-MG-009 09/21/07 12:55 009				
Barium	14.9 B	20.8	mg/kg	SW846 6010B
Beryllium	0.15 B	0.52	mg/kg	SW846 6010B
Cadmium	0.18 B	0.52	mg/kg	SW846 6010B
Calcium	111000 J	5210	mg/kg	SW846 6010B
Chromium	5.5 J	1.0	mg/kg	SW846 6010B
Cobalt	3.1 B	5.2	mg/kg	SW846 6010B
Copper	9.5	2.6	mg/kg	SW846 6010B
Iron	6550	10.4	mg/kg	SW846 6010B
Magnesium	48500 J	521	mg/kg	SW846 6010B
Manganese	222 J	15.6	mg/kg	SW846 6010B
Nickel	8.6	4.2	mg/kg	SW846 6010B
Potassium	414 B,J	521	mg/kg	SW846 6010B
Sodium	101 B	521	mg/kg	SW846 6010B
Vanadium	8.4	5.2	mg/kg	SW846 6010B
Zinc	26.2 J	2.1	mg/kg	SW846 6010B
Hexavalent Chromium	0.81 B	0.83	mg/kg	SW846 7196A
Percent Solids	96.0	10.0	%	MCAWW 160.3 MOD
WG-017324-092107-MG-001 09/21/07 14:40 010				
Acetone	5.6 J,B	10	ug/L	SW846 8260B
Benzene	0.45 J	1.0	ug/L	SW846 8260B
2-Butanone	1.1 J,B	10	ug/L	SW846 8260B
Cyclohexane	0.19 J	1.0	ug/L	SW846 8260B
cis-1,2-Dichloroethene	17	1.0	ug/L	SW846 8260B
trans-1,2-Dichloroethene	27	1.0	ug/L	SW846 8260B
Tetrachloroethene	19	1.0	ug/L	SW846 8260B
Toluene	1.1	1.0	ug/L	SW846 8260B
Trichloroethene	7.5	1.0	ug/L	SW846 8260B
Xylenes (total)	0.55 J	2.0	ug/L	SW846 8260B
WG-017324-092107-MG-002 09/21/07 14:45 011				
Benzene	0.52 J	1.7	ug/L	SW846 8260B
cis-1,2-Dichloroethene	22	1.7	ug/L	SW846 8260B
trans-1,2-Dichloroethene	46	1.7	ug/L	SW846 8260B
Tetrachloroethene	19	1.7	ug/L	SW846 8260B
Toluene	1.0 J	1.7	ug/L	SW846 8260B
Trichloroethene	9.1	1.7	ug/L	SW846 8260B
Xylenes (total)	1.1 J	3.3	ug/L	SW846 8260B

(Continued on next page)

EXECUTIVE SUMMARY - Detection Highlights

A7I250111

PARAMETER	RESULT	REPORTING LIMIT	UNITS	ANALYTICAL METHOD
WQ-017324-092107-MG-001 09/21/07 16:15 012				
Methylene chloride	0.72 J	1.0	ug/L	SW846 8260B

METHOD SUMMARY

ANALYTICAL METHODS SUMMARY

A7I250111

PARAMETER	ANALYTICAL METHOD
Hexavalent Chromium	SW846 7196A
Inductively Coupled Plasma (ICP) Metals	SW846 6010B
Mercury in Solid Waste (Manual Cold-Vapor)	SW846 7471A
Total Residue as Percent Solids	MCAWW 160.3 MOD
Trace Inductively Coupled Plasma (ICP) Metals	SW846 6010B
Volatile Organics by GC/MS	SW846 8260B

References:

MCAWW "Methods for Chemical Analysis of Water and Wastes", EPA-600/4-79-020, March 1983 and subsequent revisions.

SW846 "Test Methods for Evaluating Solid Waste, Physical/Chemical Methods", Third Edition, November 1986 and its updates.

SAMPLE SUMMARY

SAMPLE SUMMARY

A7I250111

WO #	SAMPLE#	CLIENT SAMPLE ID	SAMPLED DATE	SAMP TIME
J7J70	001	SO-017324-092107-MG-001	09/21/07	10:10
J7KEV	002	SO-017324-092107-MG-002	09/21/07	10:15
J7KEW	003	SO-017324-092107-MG-003	09/21/07	10:18
J7KEX	004	SO-017324-092107-MG-004	09/21/07	10:25
J7KE2	005	SO-017324-092107-MG-005	09/21/07	10:55
J7KE4	006	SO-017324-092107-MG-006	09/21/07	11:30
J7KE5	007	SO-017324-092107-MG-007	09/21/07	11:55
J7KE7	008	SO-017324-092107-MG-008	09/21/07	12:30
J7KE8	009	SO-017324-092107-MG-009	09/21/07	12:55
J7KE9	010	WG-017324-092107-MG-001	09/21/07	14:40
J7KFC	011	WG-017324-092107-MG-002	09/21/07	14:45
J7KFE	012	WQ-017324-092107-MG-001	09/21/07	16:15

NOTE(S):

- The analytical results of the samples listed above are presented on the following pages.
- All calculations are performed before rounding to avoid round-off errors in calculated results.
- Results noted as "ND" were not detected at or above the stated limit.
- This report must not be reproduced, except in full, without the written approval of the laboratory.
- Results for the following parameters are never reported on a dry weight basis: color, corrosivity, density, flashpoint, ignitability, layers, odor, paint filter test, pH, porosity pressure, reactivity, redox potential, specific gravity, spot tests, solids, solubility, temperature, viscosity, and weight.

SHIPPING AND RECEIVING DOCUMENTS

CHAIN-OF-CUSTODY / Analytical Request Document

The Chain-of-Custody is a LEGAL DOCUMENT. All relevant fields must be completed accurately.

20

PAGE 1 OF 1

ID # Nº 01912

SSOW Ref. Code: E180003

Required Client Information:

Company: CRA	Report To: Mike Richardson
Address: 261 Martindale Rd	Copy To:
Unit 3	Invoice To: Darla Stewart
St. Catherines, ON L2W1A2	P.O.:
Phone: 905-682-0510	Project Name: GM - MTM
Fax:	Project Number: 17324-02-202040
E-mail:	

Laboratory:	Test America
Laboratory Location:	North Canton, OH
Laboratory Contact:	Amy McCormick
Requested Due Date:	TAT: Std
QA/QC Requirements:	

Valid Matrix Codes: WG Groundwater; WB Borehole Water; WS Surface Water; SO Soil; SE Sediment; See Back for Additional Codes

Analysis and Method

	Sample Identification:	Matrix Code	Date Collected	Time Collected	# Containers	Preservative: Unpreserved	HCl	H2SO4	HNO3	NaOH	Other:	TCL VOC	TAL metals	Chromium, Hexavalent	TCLP VOC	TCLP metals	Cyanide Reactivity	Sulfide Reactivity	Corrosivity	Ignitability	Paint Filter test		Remarks/Lab ID
1.	SO-017324-092107-MG-001	SO	9/21/07	1010	4	X						X											
2.	-002			1015	4	X						X											
3.	-003			1018	4	X						X											
4.	-004			1025	11	X						X											MS/MSD
5.	-005			1055	3									X									MS/MSD
6.	-006			1130	1									X									
7.	-007			1155	1									X									
8.	-008	↓		1230	1									X									
9.	SO-017324-092107-MG-009	SO		1255	1									X									
10.	WG-017324-092107-MG-001	WG		1440	3							X											
11.	WG-017324-092107-MG-002	WG	↓	1445	3							X											
12.	ST-017324-092107-MG-001	ST	9/21/07	1515	4	4									X	X	X	X	X	X	Y		
13.	WQ-017324-092107-MG-001	WQ	9/21/07	1615	1							X											
14.																							
15.																							
	TOTAL NUMBER OF CONTAINERS				41																		

SHIPMENT METHOD	NO. OF COOLERS	RELINQUISHED BY / AFFILIATION	DATE	TIME	RECEIVED BY / AFFILIATION	DATE	TIME
FedEx	1	CRA	9/21/07	1630		9-22-07	9:30
AIRBILL NO. 8620 0012 1115							

Sample Condition

Temp in °C	
Received on Ice	Y / N
Sealed Cooler	Y / N
Samples Intact	Y / N

Additional Comments:

Sampler Name: M. Grovel

Sampler Signature: Date: 9/21/07

Distribution: WHITE - Fully Executed Copy YELLOW - Receiving Laboratory Copy PINK - Sampler Copy

REV. 0 (6/04)

TestAmerica North Canton

TestAmerica Cooler Receipt Form/Narrative **Lot Number:** A7I250111
North Canton Facility

Client: CRA Project: _____ Quote#: _____

Cooler Received on: 9-22-07 Opened on: 9-22-07 By: [signature] (Signature)

Fedx ☒ Client Drop Off ☐ UPS ☐ DHL ☐ FAS ☐ TestAmerica Courier ☐

Stetson ☐ US Cargo ☐ Other: _____

TestAmerica Cooler No# L386 Foam Box ☐ Client Cooler ☐ Other _____

1. Were custody seals on the outside of the cooler? Yes ☒ No ☐ Intact? Yes ☒ No ☐ NA ☐
   If YES, Quantity 1
   Were the custody seals signed and dated? Yes ☒ No ☐ NA ☐
2. Shipper's packing slip attached to this form? Yes ☒ No ☐ NA ☐
3. Did custody papers accompany the samples? Yes ☒ No ☐ Relinquished by client? Yes ☒ No ☐
4. Did you sign the custody papers in the appropriate place? Yes ☒ No ☐
5. Packing material used: Bubble Wrap ☒ Foam ☐ None ☐ Other: _____
6. Cooler temperature upon receipt 3.4 °C (see back of form for multiple coolers/temp)

METHOD: IR ☒ Other ☐ _____

COOLANT: Wet Ice ☒ Blue Ice ☐ Dry Ice ☐ Water ☐ None ☐

7. Did all bottles arrive in good condition (Unbroken)? Yes ☒ No ☐
8. Could all bottle labels and/or tags be reconciled with the COC? Yes ☒ No ☐
9. Were samples at the correct pH upon receipt? Yes ☐ No ☐ NA ☒
10. Were correct bottles used for the tests indicated? Yes ☒ No ☐
11. Were air bubbles >6 mm in any VOA vials? Yes ☒ No ☐ NA ☐
12. Sufficient quantity received to perform indicated analyses? Yes ☒ No ☐
13. Was a Trip Blank present in the cooler? Yes ☒ No ☐ Were VOAs on the COC? Yes ☒ No ☐

Contacted PM _____ Date: _____ by: _____ via Voice Mail ☐ Verbal ☐ Other ☐

Concerning: _____

1. CHAIN OF CUSTODY

The following discrepancies occurred:

Per ALM will log samples 1-001 in another lot.

2. SAMPLE CONDITION

Sample(s) _____ were received after the recommended holding time had expired.

Sample(s) _____ were received in a broken container.

3. SAMPLE PRESERVATION

Sample(s) _____ were further preserved in sample receiving to meet recommended pH level(s). *Nitric Acid Lot #042607-HNO3 - Sulfuric Acid Lot # 092006-H2SO4; Sodium Hydroxide Lot # 122805 -NaOH; Hydrochloric Acid Lot # 092006-HCl; Sodium Hydroxide and Zinc Acetate Lot # 050205-CH3COO2ZN/NaOH*

Sample(s) 2x40 001, 1x40 002 were received with bubble > 6 mm in diameter (cc: PM)

4. Other (see below or back)

Client ID	pH	Date	Initials

SOP: NC-SC-0005, Sample Receiving
N:\QAQC\NARRATIV\STL\Cooler Receipt TestAmerica\COOLER_TestAmerica_Rev 63 073007.doc

TestAmerica Cooler Receipt Form/Narrative
North Canton Facility

Client ID	pH	Date	Initials

Cooler	Temp °C	Method	Coolant

Discrepancies Cont'd

GCMS VOLATILE DATA

Conestoga-Rovers & Associates, Inc.

Client Sample ID: SO-017324-092107-MG-001

GC/MS Volatiles

Lot-Sample #...: A7I250111-001 **Work Order #...:** J7J701AA **Matrix.....:** SO
Date Sampled...: 09/21/07 10:10 **Date Received..:** 09/22/07
Prep Date.....: 09/27/07 **Analysis Date..:** 09/27/07
Prep Batch #...: 7275123
Dilution Factor: 1.16 **Initial Wgt/Vol:** 5 g **Final Wgt/Vol..:** 5 mL
% Moisture.....: 4.4 **Method.....:** SW846 8260B

PARAMETER	RESULT	REPORTING LIMIT	UNITS	MDL
Acetone	ND	24	ug/kg	7.6
Benzene	ND	6.1	ug/kg	0.28
Bromodichloromethane	ND	6.1	ug/kg	0.34
Bromoform	ND	6.1	ug/kg	0.40
Bromomethane	ND	6.1	ug/kg	0.66
2-Butanone	ND	24	ug/kg	1.7
Carbon disulfide	ND	6.1	ug/kg	0.53
Carbon tetrachloride	ND	6.1	ug/kg	0.45
Chlorobenzene	ND	6.1	ug/kg	0.40
Chloroethane	ND	6.1	ug/kg	1.0
Chloroform	ND	6.1	ug/kg	0.35
Chloromethane	ND	6.1	ug/kg	0.50
Cyclohexane	ND	12	ug/kg	0.40
Dibromochloromethane	ND	6.1	ug/kg	0.67
1,2-Dibromo-3-chloro-propane	ND	12	ug/kg	1.6
1,2-Dibromoethane	ND	6.1	ug/kg	0.61
1,2-Dichlorobenzene	ND	6.1	ug/kg	0.44
1,3-Dichlorobenzene	ND	6.1	ug/kg	0.42
1,4-Dichlorobenzene	ND	6.1	ug/kg	0.80
Dichlorodifluoromethane	ND	6.1	ug/kg	0.61
1,1-Dichloroethane	ND	6.1	ug/kg	0.44
1,2-Dichloroethane	ND	6.1	ug/kg	0.41
1,1-Dichloroethene	ND	6.1	ug/kg	0.63
cis-1,2-Dichloroethene	ND	6.1	ug/kg	0.44
trans-1,2-Dichloroethene	ND	6.1	ug/kg	0.50
1,2-Dichloropropane	ND	6.1	ug/kg	0.84
cis-1,3-Dichloropropene	ND	6.1	ug/kg	0.41
trans-1,3-Dichloropropene	ND	6.1	ug/kg	0.66
Ethylbenzene	ND	6.1	ug/kg	0.32
2-Hexanone	ND	24	ug/kg	0.76
Isopropylbenzene	ND	6.1	ug/kg	0.19
Methyl acetate	ND	12	ug/kg	1.7
Methylene chloride	**5.0 J,B**	**6.1**	**ug/kg**	**0.81**
Methylcyclohexane	ND	12	ug/kg	0.38
4-Methyl-2-pentanone	ND	24	ug/kg	0.66
Methyl tert-butyl ether	ND	24	ug/kg	0.52
Styrene	ND	6.1	ug/kg	0.18

(Continued on next page)

Conestoga-Rovers & Associates, Inc.

Client Sample ID: SO-017324-092107-MG-001

GC/MS Volatiles

Lot-Sample #...: A7I250111-001 **Work Order #...:** J7J701AA **Matrix.....:** SO

PARAMETER	RESULT	REPORTING LIMIT	UNITS	MDL
1,1,2,2-Tetrachloroethane	ND	6.1	ug/kg	0.41
Tetrachloroethene	ND	6.1	ug/kg	0.63
Toluene	**0.41 J**	**6.1**	**ug/kg**	**0.33**
1,2,4-Trichloro-benzene	ND	6.1	ug/kg	0.33
1,1,1-Trichloroethane	ND	6.1	ug/kg	0.68
1,1,2-Trichloroethane	ND	6.1	ug/kg	0.47
Trichloroethene	ND	6.1	ug/kg	0.51
Trichlorofluoromethane	ND	6.1	ug/kg	0.41
1,1,2-Trichloro-1,2,2-trifluoroethane	ND	6.1	ug/kg	1.6
Vinyl chloride	ND	6.1	ug/kg	0.47
Xylenes (total)	ND	12	ug/kg	0.81

SURROGATE	PERCENT RECOVERY	RECOVERY LIMITS
Dibromofluoromethane	99	(59 - 138)
1,2-Dichloroethane-d4	111	(61 - 130)
Toluene-d8	87	(60 - 143)
4-Bromofluorobenzene	85	(47 - 158)

NOTE(S):

Results and reporting limits have been adjusted for dry weight.

J Estimated result. Result is less than RL.

B Method blank contamination. The associated method blank contains the target analyte at a reportable level.

Conestoga-Rovers & Associates, Inc.

Client Sample ID: SO-017324-092107-MG-002

GC/MS Volatiles

Lot-Sample #...: A7I250111-002 **Work Order #...:** J7KEV1AA **Matrix.....:** SO
Date Sampled...: 09/21/07 10:15 **Date Received..:** 09/22/07
Prep Date.....: 09/27/07 **Analysis Date..:** 09/27/07
Prep Batch #...: 7275123
Dilution Factor: 1.17 **Initial Wgt/Vol:** 5 g **Final Wgt/Vol..:** 5 mL
% Moisture.....: 4.7 **Method.....:** SW846 8260B

PARAMETER	RESULT	REPORTING LIMIT	UNITS	MDL
Acetone	ND	25	ug/kg	7.7
Benzene	ND	6.1	ug/kg	0.28
Bromodichloromethane	ND	6.1	ug/kg	0.34
Bromoform	ND	6.1	ug/kg	0.41
Bromomethane	ND	6.1	ug/kg	0.66
2-Butanone	ND	25	ug/kg	1.7
Carbon disulfide	ND	6.1	ug/kg	0.54
Carbon tetrachloride	ND	6.1	ug/kg	0.45
Chlorobenzene	ND	6.1	ug/kg	0.41
Chloroethane	ND	6.1	ug/kg	1.1
Chloroform	ND	6.1	ug/kg	0.36
Chloromethane	ND	6.1	ug/kg	0.50
Cyclohexane	ND	12	ug/kg	0.41
Dibromochloromethane	ND	6.1	ug/kg	0.68
1,2-Dibromo-3-chloro-propane	ND	12	ug/kg	1.6
1,2-Dibromoethane	ND	6.1	ug/kg	0.61
1,2-Dichlorobenzene	ND	6.1	ug/kg	0.44
1,3-Dichlorobenzene	ND	6.1	ug/kg	0.43
1,4-Dichlorobenzene	ND	6.1	ug/kg	0.81
Dichlorodifluoromethane	ND	6.1	ug/kg	0.61
1,1-Dichloroethane	ND	6.1	ug/kg	0.44
1,2-Dichloroethane	ND	6.1	ug/kg	0.42
1,1-Dichloroethene	ND	6.1	ug/kg	0.64
cis-1,2-Dichloroethene	ND	6.1	ug/kg	0.44
trans-1,2-Dichloroethene	ND	6.1	ug/kg	0.50
1,2-Dichloropropane	ND	6.1	ug/kg	0.85
cis-1,3-Dichloropropene	ND	6.1	ug/kg	0.42
trans-1,3-Dichloropropene	ND	6.1	ug/kg	0.66
Ethylbenzene	ND	6.1	ug/kg	0.32
2-Hexanone	ND	25	ug/kg	0.77
Isopropylbenzene	ND	6.1	ug/kg	0.20
Methyl acetate	ND	12	ug/kg	1.7
Methylene chloride	**5.2 J,B**	**6.1**	**ug/kg**	**0.82**
Methylcyclohexane	ND	12	ug/kg	0.38
4-Methyl-2-pentanone	ND	25	ug/kg	0.66
Methyl tert-butyl ether	ND	25	ug/kg	0.53
Styrene	ND	6.1	ug/kg	0.18

(Continued on next page)

Conestoga-Rovers & Associates, Inc.

Client Sample ID: SO-017324-092107-MG-002

GC/MS Volatiles

Lot-Sample #...: A7I250111-002 **Work Order #...:** J7KEV1AA **Matrix.....:** SO

PARAMETER	RESULT	REPORTING LIMIT	UNITS	MDL
1,1,2,2-Tetrachloroethane	ND	6.1	ug/kg	0.42
Tetrachloroethene	ND	6.1	ug/kg	0.64
Toluene	**0.72 J**	**6.1**	**ug/kg**	**0.33**
1,2,4-Trichloro-benzene	ND	6.1	ug/kg	0.33
1,1,1-Trichloroethane	ND	6.1	ug/kg	0.69
1,1,2-Trichloroethane	ND	6.1	ug/kg	0.48
Trichloroethene	ND	6.1	ug/kg	0.52
Trichlorofluoromethane	ND	6.1	ug/kg	0.42
1,1,2-Trichloro-1,2,2-trifluoroethane	ND	6.1	ug/kg	1.6
Vinyl chloride	ND	6.1	ug/kg	0.48
Xylenes (total)	ND	12	ug/kg	0.82

SURROGATE	PERCENT RECOVERY	RECOVERY LIMITS
Dibromofluoromethane	100	(59 - 138)
1,2-Dichloroethane-d4	118	(61 - 130)
Toluene-d8	86	(60 - 143)
4-Bromofluorobenzene	75	(47 - 158)

NOTE(S):

Results and reporting limits have been adjusted for dry weight.

J Estimated result. Result is less than RL.

B Method blank contamination. The associated method blank contains the target analyte at a reportable level.

Conestoga-Rovers & Associates, Inc.

Client Sample ID: SO-017324-092107-MG-003

GC/MS Volatiles

Lot-Sample #...: A7I250111-003 **Work Order #...:** J7KEW1AA **Matrix.....:** SO
Date Sampled...: 09/21/07 10:18 **Date Received..:** 09/22/07
Prep Date.....: 10/01/07 **Analysis Date..:** 10/01/07
Prep Batch #...: 7275177
Dilution Factor: 1.17 **Initial Wgt/Vol:** 5 g **Final Wgt/Vol..:** 5 mL
% Moisture.....: 6.1 **Method.....:** SW846 8260B

PARAMETER	RESULT	REPORTING LIMIT	UNITS	MDL
Acetone	**10 J,B**	**25**	**ug/kg**	**7.8**
Benzene	ND	6.2	ug/kg	0.29
Bromodichloromethane	ND	6.2	ug/kg	0.35
Bromoform	ND	6.2	ug/kg	0.41
Bromomethane	ND	6.2	ug/kg	0.67
2-Butanone	ND	25	ug/kg	1.7
Carbon disulfide	ND	6.2	ug/kg	0.55
Carbon tetrachloride	ND	6.2	ug/kg	0.46
Chlorobenzene	ND	6.2	ug/kg	0.41
Chloroethane	ND	6.2	ug/kg	1.1
Chloroform	ND	6.2	ug/kg	0.36
Chloromethane	ND	6.2	ug/kg	0.51
Cyclohexane	ND	12	ug/kg	0.41
Dibromochloromethane	ND	6.2	ug/kg	0.69
1,2-Dibromo-3-chloro-propane	ND	12	ug/kg	1.6
1,2-Dibromoethane	ND	6.2	ug/kg	0.62
1,2-Dichlorobenzene	ND	6.2	ug/kg	0.45
1,3-Dichlorobenzene	ND	6.2	ug/kg	0.44
1,4-Dichlorobenzene	ND	6.2	ug/kg	0.82
Dichlorodifluoromethane	ND	6.2	ug/kg	0.62
1,1-Dichloroethane	ND	6.2	ug/kg	0.45
1,2-Dichloroethane	ND	6.2	ug/kg	0.42
1,1-Dichloroethene	ND	6.2	ug/kg	0.65
cis-1,2-Dichloroethene	ND	6.2	ug/kg	0.45
trans-1,2-Dichloroethene	ND	6.2	ug/kg	0.51
1,2-Dichloropropane	ND	6.2	ug/kg	0.86
cis-1,3-Dichloropropene	ND	6.2	ug/kg	0.42
trans-1,3-Dichloropropene	ND	6.2	ug/kg	0.67
Ethylbenzene	ND	6.2	ug/kg	0.32
2-Hexanone	ND	25	ug/kg	0.78
Isopropylbenzene	ND	6.2	ug/kg	0.20
Methyl acetate	ND	12	ug/kg	1.7
Methylene chloride	**4.4 J**	**6.2**	**ug/kg**	**0.83**
Methylcyclohexane	ND	12	ug/kg	0.39
4-Methyl-2-pentanone	ND	25	ug/kg	0.67
Methyl tert-butyl ether	ND	25	ug/kg	0.54
Styrene	ND	6.2	ug/kg	0.19

(Continued on next page)

Conestoga-Rovers & Associates, Inc.

Client Sample ID: SO-017324-092107-MG-003

GC/MS Volatiles

Lot-Sample #...: A7I250111-003 **Work Order #...:** J7KEW1AA **Matrix.....:** SO

PARAMETER	RESULT	REPORTING LIMIT	UNITS	MDL
1,1,2,2-Tetrachloroethane	ND	6.2	ug/kg	0.42
Tetrachloroethene	ND	6.2	ug/kg	0.65
Toluene	**0.47 J**	**6.2**	**ug/kg**	**0.34**
1,2,4-Trichloro-benzene	ND	6.2	ug/kg	0.34
1,1,1-Trichloroethane	ND	6.2	ug/kg	0.70
1,1,2-Trichloroethane	ND	6.2	ug/kg	0.49
Trichloroethene	ND	6.2	ug/kg	0.52
Trichlorofluoromethane	ND	6.2	ug/kg	0.42
1,1,2-Trichloro-1,2,2-trifluoroethane	ND	6.2	ug/kg	1.6
Vinyl chloride	ND	6.2	ug/kg	0.49
Xylenes (total)	ND	12	ug/kg	0.83

SURROGATE	PERCENT RECOVERY	RECOVERY LIMITS
Dibromofluoromethane	87	(59 - 138)
1,2-Dichloroethane-d4	75	(61 - 130)
Toluene-d8	78	(60 - 143)
4-Bromofluorobenzene	67	(47 - 158)

NOTE(S):

Results and reporting limits have been adjusted for dry weight.

J Estimated result. Result is less than RL.

B Method blank contamination. The associated method blank contains the target analyte at a reportable level.

Conestoga-Rovers & Associates, Inc.

Client Sample ID: SO-017324-092107-MG-004

GC/MS Volatiles

Lot-Sample #...: A7I250111-004 **Work Order #...:** J7KEX1AA **Matrix.....:** SO
Date Sampled...: 09/21/07 10:25 **Date Received..:** 09/22/07
Prep Date.....: 10/01/07 **Analysis Date..:** 10/01/07
Prep Batch #...: 7275177
Dilution Factor: 1.12 **Initial Wgt/Vol:** 5 g **Final Wgt/Vol..:** 5 mL
% Moisture.....: 15 **Method.....:** SW846 8260B

PARAMETER	RESULT	REPORTING LIMIT	UNITS	MDL
Acetone	**13 J,B**	**26**	**ug/kg**	**8.3**
Benzene	ND	6.6	ug/kg	0.30
Bromodichloromethane	ND	6.6	ug/kg	0.37
Bromoform	ND	6.6	ug/kg	0.43
Bromomethane	ND	6.6	ug/kg	0.71
2-Butanone	ND	26	ug/kg	1.8
Carbon disulfide	ND	6.6	ug/kg	0.58
Carbon tetrachloride	ND	6.6	ug/kg	0.49
Chlorobenzene	ND	6.6	ug/kg	0.43
Chloroethane	ND	6.6	ug/kg	1.1
Chloroform	ND	6.6	ug/kg	0.38
Chloromethane	ND	6.6	ug/kg	0.54
Cyclohexane	ND	13	ug/kg	0.43
Dibromochloromethane	ND	6.6	ug/kg	0.72
1,2-Dibromo-3-chloro-propane	ND	13	ug/kg	1.7
1,2-Dibromoethane	ND	6.6	ug/kg	0.66
1,2-Dichlorobenzene	ND	6.6	ug/kg	0.47
1,3-Dichlorobenzene	ND	6.6	ug/kg	0.46
1,4-Dichlorobenzene	ND	6.6	ug/kg	0.87
Dichlorodifluoromethane	ND	6.6	ug/kg	0.66
1,1-Dichloroethane	ND	6.6	ug/kg	0.47
1,2-Dichloroethane	ND	6.6	ug/kg	0.45
1,1-Dichloroethene	ND	6.6	ug/kg	0.68
cis-1,2-Dichloroethene	ND	6.6	ug/kg	0.47
trans-1,2-Dichloroethene	ND	6.6	ug/kg	0.54
1,2-Dichloropropane	ND	6.6	ug/kg	0.91
cis-1,3-Dichloropropene	ND	6.6	ug/kg	0.45
trans-1,3-Dichloropropene	ND	6.6	ug/kg	0.71
Ethylbenzene	ND	6.6	ug/kg	0.34
2-Hexanone	ND	26	ug/kg	0.83
Isopropylbenzene	ND	6.6	ug/kg	0.21
Methyl acetate	ND	13	ug/kg	1.8
Methylene chloride	**4.0 J**	**6.6**	**ug/kg**	**0.88**
Methylcyclohexane	ND	13	ug/kg	0.41
4-Methyl-2-pentanone	ND	26	ug/kg	0.71
Methyl tert-butyl ether	ND	26	ug/kg	0.57
Styrene	**0.30 J**	**6.6**	**ug/kg**	**0.20**

(Continued on next page)

Conestoga-Rovers & Associates, Inc.

Client Sample ID: SO-017324-092107-MG-004

GC/MS Volatiles

Lot-Sample #...: A7I250111-004 **Work Order #...:** J7KEX1AA **Matrix.....:** SO

PARAMETER	RESULT	REPORTING LIMIT	UNITS	MDL
1,1,2,2-Tetrachloroethane	ND	6.6	ug/kg	0.45
Tetrachloroethene	ND	6.6	ug/kg	0.68
Toluene	**0.43 J**	**6.6**	**ug/kg**	**0.36**
1,2,4-Trichloro-benzene	ND	6.6	ug/kg	0.36
1,1,1-Trichloroethane	ND	6.6	ug/kg	0.74
1,1,2-Trichloroethane	ND	6.6	ug/kg	0.51
Trichloroethene	ND	6.6	ug/kg	0.55
Trichlorofluoromethane	ND	6.6	ug/kg	0.45
1,1,2-Trichloro-1,2,2-trifluoroethane	ND	6.6	ug/kg	1.7
Vinyl chloride	ND	6.6	ug/kg	0.51
Xylenes (total)	ND	13	ug/kg	0.88

SURROGATE	PERCENT RECOVERY	RECOVERY LIMITS
Dibromofluoromethane	81	(59 - 138)
1,2-Dichloroethane-d4	66	(61 - 130)
Toluene-d8	76	(60 - 143)
4-Bromofluorobenzene	65	(47 - 158)

NOTE(S):

Results and reporting limits have been adjusted for dry weight.

J Estimated result. Result is less than RL.

B Method blank contamination. The associated method blank contains the target analyte at a reportable level.

Conestoga-Rovers & Associates, Inc.

Client Sample ID: WG-017324-092107-MG-001

GC/MS Volatiles

Lot-Sample #...: A7I250111-010 **Work Order #...:** J7KE91AA **Matrix.....:** WG
Date Sampled...: 09/21/07 14:40 **Date Received..:** 09/22/07
Prep Date.....: 10/03/07 **Analysis Date..:** 10/03/07
Prep Batch #...: 7276139
Dilution Factor: 1 **Initial Wgt/Vol:** 5 mL **Final Wgt/Vol..:** 5 mL
Method.....: SW846 8260B

PARAMETER	RESULT	REPORTING LIMIT	UNITS	MDL
Acetone	**5.6 J,B**	**10**	**ug/L**	**1.1**
Benzene	**0.45 J**	**1.0**	**ug/L**	**0.13**
Bromodichloromethane	ND	1.0	ug/L	0.15
Bromoform	ND	1.0	ug/L	0.64
Bromomethane	ND	1.0	ug/L	0.41
2-Butanone	**1.1 J,B**	**10**	**ug/L**	**0.57**
Carbon disulfide	ND	1.0	ug/L	0.13
Carbon tetrachloride	ND	1.0	ug/L	0.13
Chlorobenzene	ND	1.0	ug/L	0.15
Chloroethane	ND	1.0	ug/L	0.29
Chloroform	ND	1.0	ug/L	0.16
Chloromethane	ND	1.0	ug/L	0.30
Cyclohexane	**0.19 J**	**1.0**	**ug/L**	**0.12**
Dibromochloromethane	ND	1.0	ug/L	0.18
1,2-Dibromo-3-chloro-propane	ND	2.0	ug/L	0.67
1,2-Dibromoethane	ND	1.0	ug/L	0.24
1,2-Dichlorobenzene	ND	1.0	ug/L	0.13
1,3-Dichlorobenzene	ND	1.0	ug/L	0.14
1,4-Dichlorobenzene	ND	1.0	ug/L	0.13
Dichlorodifluoromethane	ND	1.0	ug/L	0.31
1,1-Dichloroethane	ND	1.0	ug/L	0.15
1,2-Dichloroethane	ND	1.0	ug/L	0.22
1,1-Dichloroethene	ND	1.0	ug/L	0.19
cis-1,2-Dichloroethene	**17**	**1.0**	**ug/L**	**0.17**
trans-1,2-Dichloroethene	**27**	**1.0**	**ug/L**	**0.19**
1,2-Dichloropropane	ND	1.0	ug/L	0.18
cis-1,3-Dichloropropene	ND	1.0	ug/L	0.14
trans-1,3-Dichloropropene	ND	1.0	ug/L	0.19
Ethylbenzene	ND	1.0	ug/L	0.17
2-Hexanone	ND	10	ug/L	0.41
Isopropylbenzene	ND	1.0	ug/L	0.13
Methyl acetate	ND	10	ug/L	0.38
Methylene chloride	ND	1.0	ug/L	0.33
Methylcyclohexane	ND	1.0	ug/L	0.13
4-Methyl-2-pentanone	ND	10	ug/L	0.32
Methyl tert-butyl ether	ND	5.0	ug/L	0.17
Styrene	ND	1.0	ug/L	0.11

(Continued on next page)

Conestoga-Rovers & Associates, Inc.

Client Sample ID: WG-017324-092107-MG-001

GC/MS Volatiles

Lot-Sample #...: A7I250111-010 **Work Order #...:** J7KE91AA **Matrix.....:** WG

PARAMETER	RESULT	REPORTING LIMIT	UNITS	MDL
1,1,2,2-Tetrachloroethane	ND	1.0	ug/L	0.18
Tetrachloroethene	**19**	**1.0**	**ug/L**	**0.29**
Toluene	**1.1**	**1.0**	**ug/L**	**0.13**
1,2,4-Trichloro-benzene	ND	1.0	ug/L	0.15
1,1,1-Trichloroethane	ND	1.0	ug/L	0.22
1,1,2-Trichloroethane	ND	1.0	ug/L	0.27
Trichloroethene	**7.5**	**1.0**	**ug/L**	**0.17**
Trichlorofluoromethane	ND	1.0	ug/L	0.21
1,1,2-Trichloro-1,2,2-trifluoroethane	ND	1.0	ug/L	0.28
Vinyl chloride	ND	1.0	ug/L	0.22
Xylenes (total)	**0.55 J**	**2.0**	**ug/L**	**0.28**

SURROGATE	PERCENT RECOVERY	RECOVERY LIMITS
Dibromofluoromethane	101	(73 - 122)
1,2-Dichloroethane-d4	110	(61 - 128)
Toluene-d8	91	(76 - 110)
4-Bromofluorobenzene	79	(74 - 116)

NOTE(S):

J Estimated result. Result is less than RL.

B Method blank contamination. The associated method blank contains the target analyte at a reportable level.

Conestoga-Rovers & Associates, Inc.

Client Sample ID: WG-017324-092107-MG-002

GC/MS Volatiles

Lot-Sample #...: A7I250111-011 **Work Order #...:** J7KFC1AA **Matrix.....:** WG
Date Sampled...: 09/21/07 14:45 **Date Received..:** 09/22/07
Prep Date.....: 09/27/07 **Analysis Date..:** 09/27/07
Prep Batch #...: 7270223
Dilution Factor: 1.67 **Initial Wgt/Vol:** 5 mL **Final Wgt/Vol..:** 5 mL
Method.....: SW846 8260B

PARAMETER	RESULT	REPORTING LIMIT	UNITS	MDL
Acetone	ND	17	ug/L	1.8
Benzene	**0.52 J**	**1.7**	**ug/L**	**0.22**
Bromodichloromethane	ND	1.7	ug/L	0.25
Bromoform	ND	1.7	ug/L	1.1
Bromomethane	ND	1.7	ug/L	0.68
2-Butanone	ND	17	ug/L	0.95
Carbon disulfide	ND	1.7	ug/L	0.22
Carbon tetrachloride	ND	1.7	ug/L	0.22
Chlorobenzene	ND	1.7	ug/L	0.25
Chloroethane	ND	1.7	ug/L	0.48
Chloroform	ND	1.7	ug/L	0.27
Chloromethane	ND	1.7	ug/L	0.50
Cyclohexane	ND	1.7	ug/L	0.20
Dibromochloromethane	ND	1.7	ug/L	0.30
1,2-Dibromo-3-chloro-propane	ND	3.3	ug/L	1.1
1,2-Dibromoethane	ND	1.7	ug/L	0.40
1,2-Dichlorobenzene	ND	1.7	ug/L	0.22
1,3-Dichlorobenzene	ND	1.7	ug/L	0.23
1,4-Dichlorobenzene	ND	1.7	ug/L	0.22
Dichlorodifluoromethane	ND	1.7	ug/L	0.52
1,1-Dichloroethane	ND	1.7	ug/L	0.25
1,2-Dichloroethane	ND	1.7	ug/L	0.37
1,1-Dichloroethene	ND	1.7	ug/L	0.32
cis-1,2-Dichloroethene	**22**	**1.7**	**ug/L**	**0.28**
trans-1,2-Dichloroethene	**46**	**1.7**	**ug/L**	**0.32**
1,2-Dichloropropane	ND	1.7	ug/L	0.30
cis-1,3-Dichloropropene	ND	1.7	ug/L	0.23
trans-1,3-Dichloropropene	ND	1.7	ug/L	0.32
Ethylbenzene	ND	1.7	ug/L	0.28
2-Hexanone	ND	17	ug/L	0.68
Isopropylbenzene	ND	1.7	ug/L	0.22
Methyl acetate	ND	17	ug/L	0.63
Methylene chloride	ND	1.7	ug/L	0.55
Methylcyclohexane	ND	1.7	ug/L	0.22
4-Methyl-2-pentanone	ND	17	ug/L	0.53
Methyl tert-butyl ether	ND	8.4	ug/L	0.28
Styrene	ND	1.7	ug/L	0.18

(Continued on next page)

Conestoga-Rovers & Associates, Inc.

Client Sample ID: WG-017324-092107-MG-002

GC/MS Volatiles

Lot-Sample #...: A7I250111-011 **Work Order #...:** J7KFC1AA **Matrix.....:** WG

PARAMETER	RESULT	REPORTING LIMIT	UNITS	MDL
1,1,2,2-Tetrachloroethane	ND	1.7	ug/L	0.30
Tetrachloroethene	**19**	**1.7**	**ug/L**	**0.48**
Toluene	**1.0 J**	**1.7**	**ug/L**	**0.22**
1,2,4-Trichloro-benzene	ND	1.7	ug/L	0.25
1,1,1-Trichloroethane	ND	1.7	ug/L	0.37
1,1,2-Trichloroethane	ND	1.7	ug/L	0.45
Trichloroethene	**9.1**	**1.7**	**ug/L**	**0.28**
Trichlorofluoromethane	ND	1.7	ug/L	0.35
1,1,2-Trichloro-1,2,2-trifluoroethane	ND	1.7	ug/L	0.47
Vinyl chloride	ND	1.7	ug/L	0.37
Xylenes (total)	**1.1 J**	**3.3**	**ug/L**	**0.47**

SURROGATE	PERCENT RECOVERY	RECOVERY LIMITS
Dibromofluoromethane	114	(73 - 122)
1,2-Dichloroethane-d4	108	(61 - 128)
Toluene-d8	82	(76 - 110)
4-Bromofluorobenzene	82	(74 - 116)

NOTE(S):

J Estimated result. Result is less than RL.

Conestoga-Rovers & Associates, Inc.

Client Sample ID: WQ-017324-092107-MG-001

GC/MS Volatiles

Lot-Sample #...: A7I250111-012 **Work Order #...:** J7KFE1AA **Matrix.....:** WQ
Date Sampled...: 09/21/07 16:15 **Date Received..:** 09/22/07
Prep Date.....: 09/27/07 **Analysis Date..:** 09/27/07
Prep Batch #...: 7270223
Dilution Factor: 1 **Initial Wgt/Vol:** 5 mL **Final Wgt/Vol..:** 5 mL
Method.....: SW846 8260B

PARAMETER	RESULT	REPORTING LIMIT	UNITS	MDL
Acetone	ND	10	ug/L	1.1
Benzene	ND	1.0	ug/L	0.13
Bromodichloromethane	ND	1.0	ug/L	0.15
Bromoform	ND	1.0	ug/L	0.64
Bromomethane	ND	1.0	ug/L	0.41
2-Butanone	ND	10	ug/L	0.57
Carbon disulfide	ND	1.0	ug/L	0.13
Carbon tetrachloride	ND	1.0	ug/L	0.13
Chlorobenzene	ND	1.0	ug/L	0.15
Chloroethane	ND	1.0	ug/L	0.29
Chloroform	ND	1.0	ug/L	0.16
Chloromethane	ND	1.0	ug/L	0.30
Cyclohexane	ND	1.0	ug/L	0.12
Dibromochloromethane	ND	1.0	ug/L	0.18
1,2-Dibromo-3-chloro-propane	ND	2.0	ug/L	0.67
1,2-Dibromoethane	ND	1.0	ug/L	0.24
1,2-Dichlorobenzene	ND	1.0	ug/L	0.13
1,3-Dichlorobenzene	ND	1.0	ug/L	0.14
1,4-Dichlorobenzene	ND	1.0	ug/L	0.13
Dichlorodifluoromethane	ND	1.0	ug/L	0.31
1,1-Dichloroethane	ND	1.0	ug/L	0.15
1,2-Dichloroethane	ND	1.0	ug/L	0.22
1,1-Dichloroethene	ND	1.0	ug/L	0.19
cis-1,2-Dichloroethene	ND	1.0	ug/L	0.17
trans-1,2-Dichloroethene	ND	1.0	ug/L	0.19
1,2-Dichloropropane	ND	1.0	ug/L	0.18
cis-1,3-Dichloropropene	ND	1.0	ug/L	0.14
trans-1,3-Dichloropropene	ND	1.0	ug/L	0.19
Ethylbenzene	ND	1.0	ug/L	0.17
2-Hexanone	ND	10	ug/L	0.41
Isopropylbenzene	ND	1.0	ug/L	0.13
Methyl acetate	ND	10	ug/L	0.38
Methylene chloride	**0.72 J**	**1.0**	**ug/L**	**0.33**
Methylcyclohexane	ND	1.0	ug/L	0.13
4-Methyl-2-pentanone	ND	10	ug/L	0.32
Methyl tert-butyl ether	ND	5.0	ug/L	0.17
Styrene	ND	1.0	ug/L	0.11

(Continued on next page)

Conestoga-Rovers & Associates, Inc.

Client Sample ID: WQ-017324-092107-MG-001

GC/MS Volatiles

Lot-Sample #...: A7I250111-012 **Work Order #...:** J7KFE1AA **Matrix.....:** WQ

PARAMETER	RESULT	REPORTING LIMIT	UNITS	MDL
1,1,2,2-Tetrachloroethane	ND	1.0	ug/L	0.18
Tetrachloroethene	ND	1.0	ug/L	0.29
Toluene	ND	1.0	ug/L	0.13
1,2,4-Trichloro-benzene	ND	1.0	ug/L	0.15
1,1,1-Trichloroethane	ND	1.0	ug/L	0.22
1,1,2-Trichloroethane	ND	1.0	ug/L	0.27
Trichloroethene	ND	1.0	ug/L	0.17
Trichlorofluoromethane	ND	1.0	ug/L	0.21
1,1,2-Trichloro-1,2,2-trifluoroethane	ND	1.0	ug/L	0.28
Vinyl chloride	ND	1.0	ug/L	0.22
Xylenes (total)	ND	2.0	ug/L	0.28

SURROGATE	PERCENT RECOVERY	RECOVERY LIMITS
Dibromofluoromethane	124 *	(73 - 122)
1,2-Dichloroethane-d4	104	(61 - 128)
Toluene-d8	81	(76 - 110)
4-Bromofluorobenzene	83	(74 - 116)

NOTE(S):

* Surrogate recovery is outside stated control limits.

J Estimated result. Result is less than RL.

METHOD BLANK REPORT

GC/MS Volatiles

Client Lot #...: A7I250111 **Work Order #...:** J7QXQ1AA **Matrix.....:** WATER
MB Lot-Sample #: A7I270000-223

Prep Date.....: 09/27/07 **Final Wgt/Vol..:** 5 mL
Analysis Date..: 09/27/07 **Prep Batch #...:** 7270223
Dilution Factor: 1 **Initial Wgt/Vol:** 5 mL

PARAMETER	RESULT	REPORTING LIMIT	UNITS	METHOD
Acetone	ND	10	ug/L	SW846 8260B
Benzene	ND	1.0	ug/L	SW846 8260B
Bromodichloromethane	ND	1.0	ug/L	SW846 8260B
Bromoform	ND	1.0	ug/L	SW846 8260B
Bromomethane	ND	1.0	ug/L	SW846 8260B
2-Butanone	ND	10	ug/L	SW846 8260B
Carbon disulfide	ND	1.0	ug/L	SW846 8260B
Carbon tetrachloride	ND	1.0	ug/L	SW846 8260B
Chlorobenzene	ND	1.0	ug/L	SW846 8260B
Chloroethane	ND	1.0	ug/L	SW846 8260B
Chloroform	ND	1.0	ug/L	SW846 8260B
Chloromethane	ND	1.0	ug/L	SW846 8260B
Cyclohexane	ND	1.0	ug/L	SW846 8260B
Dibromochloromethane	ND	1.0	ug/L	SW846 8260B
1,2-Dibromo-3-chloro-propane	ND	2.0	ug/L	SW846 8260B
1,2-Dibromoethane	ND	1.0	ug/L	SW846 8260B
1,2-Dichlorobenzene	ND	1.0	ug/L	SW846 8260B
1,3-Dichlorobenzene	ND	1.0	ug/L	SW846 8260B
1,4-Dichlorobenzene	ND	1.0	ug/L	SW846 8260B
Dichlorodifluoromethane	ND	1.0	ug/L	SW846 8260B
1,1-Dichloroethane	ND	1.0	ug/L	SW846 8260B
1,2-Dichloroethane	ND	1.0	ug/L	SW846 8260B
1,1-Dichloroethene	ND	1.0	ug/L	SW846 8260B
cis-1,2-Dichloroethene	ND	1.0	ug/L	SW846 8260B
trans-1,2-Dichloroethene	ND	1.0	ug/L	SW846 8260B
1,2-Dichloropropane	ND	1.0	ug/L	SW846 8260B
cis-1,3-Dichloropropene	ND	1.0	ug/L	SW846 8260B
trans-1,3-Dichloropropene	ND	1.0	ug/L	SW846 8260B
Ethylbenzene	ND	1.0	ug/L	SW846 8260B
2-Hexanone	ND	10	ug/L	SW846 8260B
Isopropylbenzene	ND	1.0	ug/L	SW846 8260B
Methyl acetate	ND	10	ug/L	SW846 8260B
Methylene chloride	ND	1.0	ug/L	SW846 8260B
Methylcyclohexane	ND	1.0	ug/L	SW846 8260B
4-Methyl-2-pentanone	ND	10	ug/L	SW846 8260B
Methyl tert-butyl ether	ND	5.0	ug/L	SW846 8260B
Styrene	ND	1.0	ug/L	SW846 8260B
1,1,2,2-Tetrachloroethane	ND	1.0	ug/L	SW846 8260B
Tetrachloroethene	ND	1.0	ug/L	SW846 8260B
Toluene	ND	1.0	ug/L	SW846 8260B

(Continued on next page)

METHOD BLANK REPORT

GC/MS Volatiles

Client Lot #...: A7I250111 **Work Order #...:** J7QXQ1AA **Matrix.....:** WATER

PARAMETER	RESULT	REPORTING LIMIT	UNITS	METHOD
1,2,4-Trichloro-benzene	ND	1.0	ug/L	SW846 8260B
1,1,1-Trichloroethane	ND	1.0	ug/L	SW846 8260B
1,1,2-Trichloroethane	ND	1.0	ug/L	SW846 8260B
Trichloroethene	ND	1.0	ug/L	SW846 8260B
Trichlorofluoromethane	ND	1.0	ug/L	SW846 8260B
1,1,2-Trichloro-1,2,2-trifluoroethane	ND	1.0	ug/L	SW846 8260B
Vinyl chloride	ND	1.0	ug/L	SW846 8260B
Xylenes (total)	ND	2.0	ug/L	SW846 8260B

SURROGATE	PERCENT RECOVERY	RECOVERY LIMITS
Dibromofluoromethane	109	(73 - 122)
1,2-Dichloroethane-d4	106	(61 - 128)
Toluene-d8	81	(76 - 110)
4-Bromofluorobenzene	86	(74 - 116)

NOTE(S):

Calculations are performed before rounding to avoid round-off errors in calculated results.

METHOD BLANK REPORT

GC/MS Volatiles

Client Lot #...: A7I250111 **Work Order #...:** J72VD1AA **Matrix.....:** SOLID
MB Lot-Sample #: A7J020000-123

Prep Date.....: 09/27/07 **Final Wgt/Vol..:** 5 mL
Analysis Date..: 09/27/07 **Prep Batch #...:** 7275123
Dilution Factor: 1 **Initial Wgt/Vol:** 5 g

PARAMETER	RESULT	REPORTING LIMIT	UNITS	METHOD
Acetone	ND	20	ug/kg	SW846 8260B
Benzene	ND	5.0	ug/kg	SW846 8260B
Bromodichloromethane	ND	5.0	ug/kg	SW846 8260B
Bromoform	ND	5.0	ug/kg	SW846 8260B
Bromomethane	ND	5.0	ug/kg	SW846 8260B
2-Butanone	ND	20	ug/kg	SW846 8260B
Carbon disulfide	ND	5.0	ug/kg	SW846 8260B
Carbon tetrachloride	ND	5.0	ug/kg	SW846 8260B
Chlorobenzene	ND	5.0	ug/kg	SW846 8260B
Chloroethane	ND	5.0	ug/kg	SW846 8260B
Chloroform	ND	5.0	ug/kg	SW846 8260B
Chloromethane	ND	5.0	ug/kg	SW846 8260B
Cyclohexane	ND	10	ug/kg	SW846 8260B
Dibromochloromethane	ND	5.0	ug/kg	SW846 8260B
1,2-Dibromo-3-chloro-propane	ND	10	ug/kg	SW846 8260B
1,2-Dibromoethane	ND	5.0	ug/kg	SW846 8260B
1,2-Dichlorobenzene	ND	5.0	ug/kg	SW846 8260B
1,3-Dichlorobenzene	**0.65 J**	**5.0**	**ug/kg**	**SW846 8260B**
1,4-Dichlorobenzene	ND	5.0	ug/kg	SW846 8260B
Dichlorodifluoromethane	ND	5.0	ug/kg	SW846 8260B
1,1-Dichloroethane	ND	5.0	ug/kg	SW846 8260B
1,2-Dichloroethane	ND	5.0	ug/kg	SW846 8260B
1,1-Dichloroethene	ND	5.0	ug/kg	SW846 8260B
cis-1,2-Dichloroethene	ND	5.0	ug/kg	SW846 8260B
trans-1,2-Dichloroethene	ND	5.0	ug/kg	SW846 8260B
1,2-Dichloropropane	ND	5.0	ug/kg	SW846 8260B
cis-1,3-Dichloropropene	ND	5.0	ug/kg	SW846 8260B
trans-1,3-Dichloropropene	ND	5.0	ug/kg	SW846 8260B
Ethylbenzene	ND	5.0	ug/kg	SW846 8260B
2-Hexanone	ND	20	ug/kg	SW846 8260B
Isopropylbenzene	ND	5.0	ug/kg	SW846 8260B
Methyl acetate	ND	10	ug/kg	SW846 8260B
Methylene chloride	**1.6 J**	**5.0**	**ug/kg**	**SW846 8260B**
Methylcyclohexane	ND	10	ug/kg	SW846 8260B
4-Methyl-2-pentanone	**0.83 J**	**20**	**ug/kg**	**SW846 8260B**
Methyl tert-butyl ether	ND	20	ug/kg	SW846 8260B
Styrene	**0.21 J**	**5.0**	**ug/kg**	**SW846 8260B**
1,1,2,2-Tetrachloroethane	ND	5.0	ug/kg	SW846 8260B
Tetrachloroethene	ND	5.0	ug/kg	SW846 8260B
Toluene	ND	5.0	ug/kg	SW846 8260B

(Continued on next page)

METHOD BLANK REPORT

GC/MS Volatiles

Client Lot #...: A7I250111 **Work Order #...:** J72VD1AA **Matrix.....:** SOLID

PARAMETER	RESULT	REPORTING LIMIT	UNITS	METHOD
1,2,4-Trichloro-benzene	**1.6 J**	**5.0**	**ug/kg**	**SW846 8260B**
1,1,1-Trichloroethane	ND	5.0	ug/kg	SW846 8260B
1,1,2-Trichloroethane	ND	5.0	ug/kg	SW846 8260B
Trichloroethene	ND	5.0	ug/kg	SW846 8260B
Trichlorofluoromethane	ND	5.0	ug/kg	SW846 8260B
1,1,2-Trichloro-1,2,2-trifluoroethane	ND	5.0	ug/kg	SW846 8260B
Vinyl chloride	ND	5.0	ug/kg	SW846 8260B
Xylenes (total)	ND	10	ug/kg	SW846 8260B

SURROGATE	PERCENT RECOVERY	RECOVERY LIMITS
Dibromofluoromethane	96	(59 - 138)
1,2-Dichloroethane-d4	107	(61 - 130)
Toluene-d8	88	(60 - 143)
4-Bromofluorobenzene	94	(47 - 158)

NOTE(S):

Calculations are performed before rounding to avoid round-off errors in calculated results.

J Estimated result. Result is less than RL.

METHOD BLANK REPORT

GC/MS Volatiles

Client Lot #...: A7I250111 **Work Order #...:** J723P1AA **Matrix.....:** SOLID
MB Lot-Sample #: A7J020000-177

Prep Date.....: 10/01/07 **Final Wgt/Vol..:** 5 mL
Analysis Date..: 10/01/07 **Prep Batch #...:** 7275177
Dilution Factor: 1 **Initial Wgt/Vol:** 5 g

PARAMETER	RESULT	REPORTING LIMIT	UNITS	METHOD
Acetone	**7.6 J**	**20**	**ug/kg**	**SW846 8260B**
Benzene	ND	5.0	ug/kg	SW846 8260B
Bromodichloromethane	ND	5.0	ug/kg	SW846 8260B
Bromoform	ND	5.0	ug/kg	SW846 8260B
Bromomethane	ND	5.0	ug/kg	SW846 8260B
2-Butanone	**1.7 J**	**20**	**ug/kg**	**SW846 8260B**
Carbon disulfide	ND	5.0	ug/kg	SW846 8260B
Carbon tetrachloride	ND	5.0	ug/kg	SW846 8260B
Chlorobenzene	ND	5.0	ug/kg	SW846 8260B
Chloroethane	ND	5.0	ug/kg	SW846 8260B
Chloroform	ND	5.0	ug/kg	SW846 8260B
Chloromethane	ND	5.0	ug/kg	SW846 8260B
Cyclohexane	ND	10	ug/kg	SW846 8260B
Dibromochloromethane	ND	5.0	ug/kg	SW846 8260B
1,2-Dibromo-3-chloro-propane	ND	10	ug/kg	SW846 8260B
1,2-Dibromoethane	ND	5.0	ug/kg	SW846 8260B
1,2-Dichlorobenzene	**0.43 J**	**5.0**	**ug/kg**	**SW846 8260B**
1,3-Dichlorobenzene	**0.41 J**	**5.0**	**ug/kg**	**SW846 8260B**
1,4-Dichlorobenzene	ND	5.0	ug/kg	SW846 8260B
Dichlorodifluoromethane	ND	5.0	ug/kg	SW846 8260B
1,1-Dichloroethane	ND	5.0	ug/kg	SW846 8260B
1,2-Dichloroethane	ND	5.0	ug/kg	SW846 8260B
1,1-Dichloroethene	ND	5.0	ug/kg	SW846 8260B
cis-1,2-Dichloroethene	ND	5.0	ug/kg	SW846 8260B
trans-1,2-Dichloroethene	ND	5.0	ug/kg	SW846 8260B
1,2-Dichloropropane	ND	5.0	ug/kg	SW846 8260B
cis-1,3-Dichloropropene	ND	5.0	ug/kg	SW846 8260B
trans-1,3-Dichloropropene	ND	5.0	ug/kg	SW846 8260B
Ethylbenzene	ND	5.0	ug/kg	SW846 8260B
2-Hexanone	ND	20	ug/kg	SW846 8260B
Isopropylbenzene	ND	5.0	ug/kg	SW846 8260B
Methyl acetate	ND	10	ug/kg	SW846 8260B
Methylene chloride	ND	5.0	ug/kg	SW846 8260B
Methylcyclohexane	ND	10	ug/kg	SW846 8260B
4-Methyl-2-pentanone	**0.58 J**	**20**	**ug/kg**	**SW846 8260B**
Methyl tert-butyl ether	ND	20	ug/kg	SW846 8260B
Styrene	ND	5.0	ug/kg	SW846 8260B
1,1,2,2-Tetrachloroethane	ND	5.0	ug/kg	SW846 8260B
Tetrachloroethene	ND	5.0	ug/kg	SW846 8260B
Toluene	ND	5.0	ug/kg	SW846 8260B

(Continued on next page)

METHOD BLANK REPORT

GC/MS Volatiles

Client Lot #...: A7I250111 **Work Order #...:** J723P1AA **Matrix.....:** SOLID

PARAMETER	RESULT	REPORTING LIMIT	UNITS	METHOD
1,2,4-Trichloro-benzene	**0.76 J**	**5.0**	**ug/kg**	**SW846 8260B**
1,1,1-Trichloroethane	ND	5.0	ug/kg	SW846 8260B
1,1,2-Trichloroethane	ND	5.0	ug/kg	SW846 8260B
Trichloroethene	ND	5.0	ug/kg	SW846 8260B
Trichlorofluoromethane	ND	5.0	ug/kg	SW846 8260B
1,1,2-Trichloro-1,2,2-trifluoroethane	ND	5.0	ug/kg	SW846 8260B
Vinyl chloride	ND	5.0	ug/kg	SW846 8260B
Xylenes (total)	ND	10	ug/kg	SW846 8260B

SURROGATE	PERCENT RECOVERY	RECOVERY LIMITS
Dibromofluoromethane	82	(59 - 138)
1,2-Dichloroethane-d4	71	(61 - 130)
Toluene-d8	79	(60 - 143)
4-Bromofluorobenzene	76	(47 - 158)

NOTE(S):

Calculations are performed before rounding to avoid round-off errors in calculated results.

J Estimated result. Result is less than RL.

METHOD BLANK REPORT

GC/MS Volatiles

Client Lot #...: A7I250111 **Work Order #...:** J75A91AA **Matrix.....:** WATER
MB Lot-Sample #: A7J030000-139

Prep Date.....: 10/02/07 **Final Wgt/Vol..:** 5 mL
Analysis Date..: 10/02/07 **Prep Batch #...:** 7276139
Dilution Factor: 1 **Initial Wgt/Vol:** 5 mL

PARAMETER	RESULT	REPORTING LIMIT	UNITS	METHOD
Acetone	**2.1 J**	**10**	**ug/L**	**SW846 8260B**
Benzene	ND	1.0	ug/L	SW846 8260B
Bromodichloromethane	ND	1.0	ug/L	SW846 8260B
Bromoform	ND	1.0	ug/L	SW846 8260B
Bromomethane	ND	1.0	ug/L	SW846 8260B
2-Butanone	**0.57 J**	**10**	**ug/L**	**SW846 8260B**
Carbon disulfide	ND	1.0	ug/L	SW846 8260B
Carbon tetrachloride	ND	1.0	ug/L	SW846 8260B
Chlorobenzene	ND	1.0	ug/L	SW846 8260B
Chloroethane	ND	1.0	ug/L	SW846 8260B
Chloroform	ND	1.0	ug/L	SW846 8260B
Chloromethane	ND	1.0	ug/L	SW846 8260B
Cyclohexane	ND	1.0	ug/L	SW846 8260B
Dibromochloromethane	ND	1.0	ug/L	SW846 8260B
1,2-Dibromo-3-chloro-propane	ND	2.0	ug/L	SW846 8260B
1,2-Dibromoethane	ND	1.0	ug/L	SW846 8260B
1,2-Dichlorobenzene	ND	1.0	ug/L	SW846 8260B
1,3-Dichlorobenzene	ND	1.0	ug/L	SW846 8260B
1,4-Dichlorobenzene	ND	1.0	ug/L	SW846 8260B
Dichlorodifluoromethane	ND	1.0	ug/L	SW846 8260B
1,1-Dichloroethane	ND	1.0	ug/L	SW846 8260B
1,2-Dichloroethane	ND	1.0	ug/L	SW846 8260B
1,1-Dichloroethene	ND	1.0	ug/L	SW846 8260B
cis-1,2-Dichloroethene	ND	1.0	ug/L	SW846 8260B
trans-1,2-Dichloroethene	ND	1.0	ug/L	SW846 8260B
1,2-Dichloropropane	ND	1.0	ug/L	SW846 8260B
cis-1,3-Dichloropropene	ND	1.0	ug/L	SW846 8260B
trans-1,3-Dichloropropene	ND	1.0	ug/L	SW846 8260B
Ethylbenzene	ND	1.0	ug/L	SW846 8260B
2-Hexanone	ND	10	ug/L	SW846 8260B
Isopropylbenzene	ND	1.0	ug/L	SW846 8260B
Methyl acetate	ND	10	ug/L	SW846 8260B
Methylene chloride	ND	1.0	ug/L	SW846 8260B
Methylcyclohexane	ND	1.0	ug/L	SW846 8260B
4-Methyl-2-pentanone	ND	10	ug/L	SW846 8260B
Methyl tert-butyl ether	ND	5.0	ug/L	SW846 8260B
Styrene	ND	1.0	ug/L	SW846 8260B
1,1,2,2-Tetrachloroethane	ND	1.0	ug/L	SW846 8260B
Tetrachloroethene	ND	1.0	ug/L	SW846 8260B
Toluene	ND	1.0	ug/L	SW846 8260B

(Continued on next page)

METHOD BLANK REPORT

GC/MS Volatiles

Client Lot #...: A7I250111 **Work Order #...:** J75A91AA **Matrix.....:** WATER

PARAMETER	RESULT	REPORTING LIMIT	UNITS	METHOD
1,2,4-Trichloro-benzene	ND	1.0	ug/L	SW846 8260B
1,1,1-Trichloroethane	ND	1.0	ug/L	SW846 8260B
1,1,2-Trichloroethane	ND	1.0	ug/L	SW846 8260B
Trichloroethene	ND	1.0	ug/L	SW846 8260B
Trichlorofluoromethane	ND	1.0	ug/L	SW846 8260B
1,1,2-Trichloro-1,2,2-trifluoroethane	ND	1.0	ug/L	SW846 8260B
Vinyl chloride	ND	1.0	ug/L	SW846 8260B
Xylenes (total)	ND	2.0	ug/L	SW846 8260B

SURROGATE	PERCENT RECOVERY	RECOVERY LIMITS
Dibromofluoromethane	96	(73 - 122)
1,2-Dichloroethane-d4	104	(61 - 128)
Toluene-d8	98	(76 - 110)
4-Bromofluorobenzene	77	(74 - 116)

NOTE(S):

Calculations are performed before rounding to avoid round-off errors in calculated results.

J Estimated result. Result is less than RL.

LABORATORY CONTROL SAMPLE EVALUATION REPORT

GC/MS Volatiles

Client Lot #...: A7I250111 **Work Order #...:** J7QXQ1AC-LCS **Matrix.....:** WATER
LCS Lot-Sample#: A7I270000-223 J7QXQ1AD-LCSD
Prep Date.....: 09/27/07 **Analysis Date..:** 09/27/07
Prep Batch #...: 7270223
Dilution Factor: 1 **Final Wgt/Vol..:** 5 mL
Initial Wgt/Vol: 5 mL

PARAMETER	PERCENT RECOVERY	RECOVERY LIMITS	RPD	RPD LIMITS	METHOD
Benzene	**101**	**(80 - 116)**			**SW846 8260B**
	102	**(80 - 116)**	**1.2**	**(0-20)**	**SW846 8260B**
Chlorobenzene	**100**	**(76 - 117)**			**SW846 8260B**
	99	**(76 - 117)**	**0.59**	**(0-20)**	**SW846 8260B**
1,1-Dichloroethene	**106**	**(63 - 130)**			**SW846 8260B**
	104	**(63 - 130)**	**2.3**	**(0-20)**	**SW846 8260B**
Toluene	**96**	**(74 - 119)**			**SW846 8260B**
	95	**(74 - 119)**	**1.0**	**(0-20)**	**SW846 8260B**
Trichloroethene	**104**	**(75 - 122)**			**SW846 8260B**
	100	**(75 - 122)**	**4.4**	**(0-20)**	**SW846 8260B**

SURROGATE	PERCENT RECOVERY	RECOVERY LIMITS
Dibromofluoromethane	103	(73 - 122)
	104	(73 - 122)
1,2-Dichloroethane-d4	97	(61 - 128)
	94	(61 - 128)
Toluene-d8	91	(76 - 110)
	91	(76 - 110)
4-Bromofluorobenzene	110	(74 - 116)
	109	(74 - 116)

NOTE(S):

Calculations are performed before rounding to avoid round-off errors in calculated results.

Bold print denotes control parameters

LABORATORY CONTROL SAMPLE DATA REPORT

GC/MS Volatiles

Client Lot #...: A7I250111 **Work Order #...:** J7QXQ1AC-LCS **Matrix.....:** WATER
LCS Lot-Sample#: A7I270000-223 J7QXQ1AD-LCSD
Prep Date.....: 09/27/07 **Analysis Date..:** 09/27/07
Prep Batch #...: 7270223
Dilution Factor: 1 **Final Wgt/Vol..:** 5 mL
Initial Wgt/Vol: 5 mL

PARAMETER	SPIKE AMOUNT	MEASURED AMOUNT	UNITS	PERCENT RECOVERY	RPD	METHOD
Benzene	**10**	**10**	**ug/L**	**101**		**SW846 8260B**
	10	**10**	**ug/L**	**102**	**1.2**	**SW846 8260B**
Chlorobenzene	**10**	**10**	**ug/L**	**100**		**SW846 8260B**
	10	**9.9**	**ug/L**	**99**	**0.59**	**SW846 8260B**
1,1-Dichloroethene	**10**	**11**	**ug/L**	**106**		**SW846 8260B**
	10	**10**	**ug/L**	**104**	**2.3**	**SW846 8260B**
Toluene	**10**	**9.6**	**ug/L**	**96**		**SW846 8260B**
	10	**9.5**	**ug/L**	**95**	**1.0**	**SW846 8260B**
Trichloroethene	**10**	**10**	**ug/L**	**104**		**SW846 8260B**
	10	**10**	**ug/L**	**100**	**4.4**	**SW846 8260B**

SURROGATE	PERCENT RECOVERY	RECOVERY LIMITS
Dibromofluoromethane	103	(73 - 122)
	104	(73 - 122)
1,2-Dichloroethane-d4	97	(61 - 128)
	94	(61 - 128)
Toluene-d8	91	(76 - 110)
	91	(76 - 110)
4-Bromofluorobenzene	110	(74 - 116)
	109	(74 - 116)

NOTE(S):

Calculations are performed before rounding to avoid round-off errors in calculated results.

Bold print denotes control parameters

LABORATORY CONTROL SAMPLE EVALUATION REPORT

GC/MS Volatiles

Client Lot #...: A7I250111 **Work Order #...:** J72VD1AC-LCS **Matrix.....:** SOLID
LCS Lot-Sample#: A7J020000-123 J72VD1AD-LCSD
Prep Date.....: 09/27/07 **Analysis Date..:** 09/27/07
Prep Batch #...: 7275123
Dilution Factor: 1 **Final Wgt/Vol..:** 5 mL
Initial Wgt/Vol: 5 g

PARAMETER	PERCENT RECOVERY	RECOVERY LIMITS	RPD	RPD LIMITS	METHOD
Benzene	**114**	**(75 - 129)**			**SW846 8260B**
	113	**(75 - 129)**	**0.90**	**(0-20)**	**SW846 8260B**
Chlorobenzene	**110**	**(75 - 127)**			**SW846 8260B**
	112	**(75 - 127)**	**1.9**	**(0-22)**	**SW846 8260B**
1,1-Dichloroethene	**111**	**(55 - 142)**			**SW846 8260B**
	114	**(55 - 142)**	**2.6**	**(0-27)**	**SW846 8260B**
Toluene	**114**	**(71 - 130)**			**SW846 8260B**
	118	**(71 - 130)**	**3.3**	**(0-24)**	**SW846 8260B**
Trichloroethene	**115**	**(70 - 131)**			**SW846 8260B**
	113	**(70 - 131)**	**1.6**	**(0-23)**	**SW846 8260B**

SURROGATE	PERCENT RECOVERY	RECOVERY LIMITS
Dibromofluoromethane	97	(59 - 138)
	97	(59 - 138)
1,2-Dichloroethane-d4	104	(61 - 130)
	104	(61 - 130)
Toluene-d8	89	(60 - 143)
	88	(60 - 143)
4-Bromofluorobenzene	88	(47 - 158)
	97	(47 - 158)

NOTE(S):

Calculations are performed before rounding to avoid round-off errors in calculated results.

Bold print denotes control parameters

LABORATORY CONTROL SAMPLE DATA REPORT

GC/MS Volatiles

Client Lot #...: A7I250111 **Work Order #...:** J72VD1AC-LCS **Matrix.....:** SOLID
LCS Lot-Sample#: A7J020000-123 J72VD1AD-LCSD
Prep Date.....: 09/27/07 **Analysis Date..:** 09/27/07
Prep Batch #...: 7275123
Dilution Factor: 1 **Final Wgt/Vol..:** 5 mL
Initial Wgt/Vol: 5 g

PARAMETER	SPIKE AMOUNT	MEASURED AMOUNT	UNITS	PERCENT RECOVERY	RPD	METHOD
Benzene	**50**	**57**	**ug/kg**	**114**		**SW846 8260B**
	50	**56**	**ug/kg**	**113**	**0.90**	**SW846 8260B**
Chlorobenzene	**50**	**55**	**ug/kg**	**110**		**SW846 8260B**
	50	**56**	**ug/kg**	**112**	**1.9**	**SW846 8260B**
1,1-Dichloroethene	**50**	**56**	**ug/kg**	**111**		**SW846 8260B**
	50	**57**	**ug/kg**	**114**	**2.6**	**SW846 8260B**
Toluene	**50**	**57**	**ug/kg**	**114**		**SW846 8260B**
	50	**59**	**ug/kg**	**118**	**3.3**	**SW846 8260B**
Trichloroethene	**50**	**57**	**ug/kg**	**115**		**SW846 8260B**
	50	**57**	**ug/kg**	**113**	**1.6**	**SW846 8260B**

SURROGATE	PERCENT RECOVERY	RECOVERY LIMITS
Dibromofluoromethane	97	(59 - 138)
	97	(59 - 138)
1,2-Dichloroethane-d4	104	(61 - 130)
	104	(61 - 130)
Toluene-d8	89	(60 - 143)
	88	(60 - 143)
4-Bromofluorobenzene	88	(47 - 158)
	97	(47 - 158)

NOTE(S):

Calculations are performed before rounding to avoid round-off errors in calculated results.

Bold print denotes control parameters

LABORATORY CONTROL SAMPLE EVALUATION REPORT

GC/MS Volatiles

Client Lot #...: A7I250111 **Work Order #...:** J723P1AC-LCS **Matrix.....:** SOLID
LCS Lot-Sample#: A7J020000-177 J723P1AD-LCSD
Prep Date.....: 10/01/07 **Analysis Date..:** 10/01/07
Prep Batch #...: 7275177
Dilution Factor: 1 **Final Wgt/Vol..:** 5 mL
Initial Wgt/Vol: 5 g

PARAMETER	PERCENT RECOVERY	RECOVERY LIMITS	RPD	RPD LIMITS	METHOD
Benzene	**104**	**(75 - 129)**			**SW846 8260B**
	94	**(75 - 129)**	**9.7**	**(0-20)**	**SW846 8260B**
Chlorobenzene	**100**	**(75 - 127)**			**SW846 8260B**
	90	**(75 - 127)**	**11**	**(0-22)**	**SW846 8260B**
1,1-Dichloroethene	**120**	**(55 - 142)**			**SW846 8260B**
	98	**(55 - 142)**	**20**	**(0-27)**	**SW846 8260B**
Toluene	**99**	**(71 - 130)**			**SW846 8260B**
	91	**(71 - 130)**	**8.3**	**(0-24)**	**SW846 8260B**
Trichloroethene	**106**	**(70 - 131)**			**SW846 8260B**
	95	**(70 - 131)**	**12**	**(0-23)**	**SW846 8260B**

SURROGATE	PERCENT RECOVERY	RECOVERY LIMITS
Dibromofluoromethane	84	(59 - 138)
	76	(59 - 138)
1,2-Dichloroethane-d4	70	(61 - 130)
	68	(61 - 130)
Toluene-d8	83	(60 - 143)
	79	(60 - 143)
4-Bromofluorobenzene	77	(47 - 158)
	73	(47 - 158)

NOTE(S):

Calculations are performed before rounding to avoid round-off errors in calculated results.

Bold print denotes control parameters

LABORATORY CONTROL SAMPLE DATA REPORT

GC/MS Volatiles

Client Lot #...: A7I250111 **Work Order #...:** J723P1AC-LCS **Matrix.....:** SOLID
LCS Lot-Sample#: A7J020000-177 J723P1AD-LCSD
Prep Date.....: 10/01/07 **Analysis Date..:** 10/01/07
Prep Batch #...: 7275177
Dilution Factor: 1 **Final Wgt/Vol..:** 5 mL
Initial Wgt/Vol: 5 g

PARAMETER	SPIKE AMOUNT	MEASURED AMOUNT	UNITS	PERCENT RECOVERY	RPD	METHOD
Benzene	**50**	**52**	**ug/kg**	**104**		**SW846 8260B**
	50	**47**	**ug/kg**	**94**	**9.7**	**SW846 8260B**
Chlorobenzene	**50**	**50**	**ug/kg**	**100**		**SW846 8260B**
	50	**45**	**ug/kg**	**90**	**11**	**SW846 8260B**
1,1-Dichloroethene	**50**	**60**	**ug/kg**	**120**		**SW846 8260B**
	50	**49**	**ug/kg**	**98**	**20**	**SW846 8260B**
Toluene	**50**	**49**	**ug/kg**	**99**		**SW846 8260B**
	50	**45**	**ug/kg**	**91**	**8.3**	**SW846 8260B**
Trichloroethene	**50**	**53**	**ug/kg**	**106**		**SW846 8260B**
	50	**47**	**ug/kg**	**95**	**12**	**SW846 8260B**

SURROGATE	PERCENT RECOVERY	RECOVERY LIMITS
Dibromofluoromethane	84	(59 - 138)
	76	(59 - 138)
1,2-Dichloroethane-d4	70	(61 - 130)
	68	(61 - 130)
Toluene-d8	83	(60 - 143)
	79	(60 - 143)
4-Bromofluorobenzene	77	(47 - 158)
	73	(47 - 158)

NOTE(S):

Calculations are performed before rounding to avoid round-off errors in calculated results.

Bold print denotes control parameters

LABORATORY CONTROL SAMPLE EVALUATION REPORT

GC/MS Volatiles

Client Lot #...: A7I250111 **Work Order #...:** J75A91AC-LCS **Matrix.....:** WATER
LCS Lot-Sample#: A7J030000-139 J75A91AD-LCSD
Prep Date.....: 10/02/07 **Analysis Date..:** 10/02/07
Prep Batch #...: 7276139
Dilution Factor: 1 **Final Wgt/Vol..:** 5 mL
Initial Wgt/Vol: 5 mL

PARAMETER	PERCENT RECOVERY	RECOVERY LIMITS	RPD	RPD LIMITS	METHOD
Benzene	**94**	**(80 - 116)**			**SW846 8260B**
	98	**(80 - 116)**	**4.4**	**(0-20)**	**SW846 8260B**
Chlorobenzene	**92**	**(76 - 117)**			**SW846 8260B**
	98	**(76 - 117)**	**6.6**	**(0-20)**	**SW846 8260B**
1,1-Dichloroethene	**85**	**(63 - 130)**			**SW846 8260B**
	85	**(63 - 130)**	**0.29**	**(0-20)**	**SW846 8260B**
Toluene	**94**	**(74 - 119)**			**SW846 8260B**
	104	**(74 - 119)**	**10**	**(0-20)**	**SW846 8260B**
Trichloroethene	**88**	**(75 - 122)**			**SW846 8260B**
	92	**(75 - 122)**	**3.5**	**(0-20)**	**SW846 8260B**

SURROGATE	PERCENT RECOVERY	RECOVERY LIMITS
Dibromofluoromethane	95	(73 - 122)
	92	(73 - 122)
1,2-Dichloroethane-d4	100	(61 - 128)
	100	(61 - 128)
Toluene-d8	100	(76 - 110)
	102	(76 - 110)
4-Bromofluorobenzene	94	(74 - 116)
	92	(74 - 116)

NOTE(S):

Calculations are performed before rounding to avoid round-off errors in calculated results.

Bold print denotes control parameters

LABORATORY CONTROL SAMPLE DATA REPORT

GC/MS Volatiles

Client Lot #...: A7I250111 **Work Order #...:** J75A91AC-LCS **Matrix.....:** WATER
LCS Lot-Sample#: A7J030000-139 J75A91AD-LCSD
Prep Date.....: 10/02/07 **Analysis Date..:** 10/02/07
Prep Batch #...: 7276139
Dilution Factor: 1 **Final Wgt/Vol..:** 5 mL
Initial Wgt/Vol: 5 mL

PARAMETER	SPIKE AMOUNT	MEASURED AMOUNT	UNITS	PERCENT RECOVERY	RPD	METHOD
Benzene	**10**	**9.4**	**ug/L**	**94**		**SW846 8260B**
	10	**9.8**	**ug/L**	**98**	**4.4**	**SW846 8260B**
Chlorobenzene	**10**	**9.2**	**ug/L**	**92**		**SW846 8260B**
	10	**9.8**	**ug/L**	**98**	**6.6**	**SW846 8260B**
1,1-Dichloroethene	**10**	**8.5**	**ug/L**	**85**		**SW846 8260B**
	10	**8.5**	**ug/L**	**85**	**0.29**	**SW846 8260B**
Toluene	**10**	**9.4**	**ug/L**	**94**		**SW846 8260B**
	10	**10**	**ug/L**	**104**	**10**	**SW846 8260B**
Trichloroethene	**10**	**8.8**	**ug/L**	**88**		**SW846 8260B**
	10	**9.2**	**ug/L**	**92**	**3.5**	**SW846 8260B**

SURROGATE	PERCENT RECOVERY	RECOVERY LIMITS
Dibromofluoromethane	95	(73 - 122)
	92	(73 - 122)
1,2-Dichloroethane-d4	100	(61 - 128)
	100	(61 - 128)
Toluene-d8	100	(76 - 110)
	102	(76 - 110)
4-Bromofluorobenzene	94	(74 - 116)
	92	(74 - 116)

NOTE(S):

Calculations are performed before rounding to avoid round-off errors in calculated results.

Bold print denotes control parameters

MATRIX SPIKE SAMPLE EVALUATION REPORT

GC/MS Volatiles

Client Lot #...: A7I250111 **Work Order #...:** J69GP1AF-MS **Matrix.....:** WATER
MS Lot-Sample #: A7I200206-004 J69GP1AG-MSD
Date Sampled...: 09/19/07 09:45 **Date Received..:** 09/20/07
Prep Date.....: 09/27/07 **Analysis Date..:** 09/27/07
Prep Batch #...: 7270223
Dilution Factor: 2 **Initial Wgt/Vol:** 5 mL **Final Wgt/Vol..:** 5 mL

PARAMETER	PERCENT RECOVERY	RECOVERY LIMITS	RPD	RPD LIMITS	METHOD
Benzene	**102**	**(78 - 118)**			**SW846 8260B**
	97	**(78 - 118)**	**4.9**	**(0-20)**	**SW846 8260B**
Chlorobenzene	**101**	**(76 - 117)**			**SW846 8260B**
	100	**(76 - 117)**	**0.70**	**(0-20)**	**SW846 8260B**
1,1-Dichloroethene	**134 a**	**(62 - 130)**			**SW846 8260B**
	114	**(62 - 130)**	**16**	**(0-20)**	**SW846 8260B**
Toluene	**96**	**(70 - 119)**			**SW846 8260B**
	97	**(70 - 119)**	**0.88**	**(0-20)**	**SW846 8260B**
Trichloroethene	**96**	**(62 - 130)**			**SW846 8260B**
	96	**(62 - 130)**	**0.03**	**(0-20)**	**SW846 8260B**

SURROGATE	PERCENT RECOVERY	RECOVERY LIMITS
Dibromofluoromethane	115	(73 - 122)
	104	(73 - 122)
1,2-Dichloroethane-d4	106	(61 - 128)
	101	(61 - 128)
Toluene-d8	92	(76 - 110)
	94	(76 - 110)
4-Bromofluorobenzene	110	(74 - 116)
	108	(74 - 116)

NOTE(S):

Calculations are performed before rounding to avoid round-off errors in calculated results.

Bold print denotes control parameters

a Spiked analyte recovery is outside stated control limits.

MATRIX SPIKE SAMPLE DATA REPORT

GC/MS Volatiles

Client Lot #...: A7I250111 **Work Order #...:** J69GP1AF-MS **Matrix.....:** WATER
MS Lot-Sample #: A7I200206-004 J69GP1AG-MSD
Date Sampled...: 09/19/07 09:45 **Date Received..:** 09/20/07
Prep Date.....: 09/27/07 **Analysis Date..:** 09/27/07
Prep Batch #...: 7270223
Dilution Factor: 2 **Initial Wgt/Vol:** 5 mL **Final Wgt/Vol..:** 5 mL

PARAMETER	SAMPLE AMOUNT	SPIKE AMT	MEASRD AMOUNT	UNITS	PERCNT RECVRY	RPD	METHOD
Benzene	**ND**	**20**	**20**	**ug/L**	**102**		**SW846 8260B**
	ND	**20**	**19**	**ug/L**	**97**	**4.9**	**SW846 8260B**
Chlorobenzene	**ND**	**20**	**20**	**ug/L**	**101**		**SW846 8260B**
	ND	**20**	**20**	**ug/L**	**100**	**0.70**	**SW846 8260B**
1,1-Dichloroethene	**ND**	**20**	**27**	**ug/L**	**134 a**		**SW846 8260B**
	ND	**20**	**23**	**ug/L**	**114**	**16**	**SW846 8260B**
Toluene	**ND**	**20**	**19**	**ug/L**	**96**		**SW846 8260B**
	ND	**20**	**19**	**ug/L**	**97**	**0.88**	**SW846 8260B**
Trichloroethene	**11**	**20**	**30**	**ug/L**	**96**		**SW846 8260B**
	11	**20**	**30**	**ug/L**	**96**	**0.03**	**SW846 8260B**

SURROGATE	PERCENT RECOVERY	RECOVERY LIMITS
Dibromofluoromethane	115	(73 - 122)
	104	(73 - 122)
1,2-Dichloroethane-d4	106	(61 - 128)
	101	(61 - 128)
Toluene-d8	92	(76 - 110)
	94	(76 - 110)
4-Bromofluorobenzene	110	(74 - 116)
	108	(74 - 116)

NOTE(S):

Calculations are performed before rounding to avoid round-off errors in calculated results.

Bold print denotes control parameters

a Spiked analyte recovery is outside stated control limits.

MATRIX SPIKE SAMPLE EVALUATION REPORT

GC/MS Volatiles

Client Lot #...: A7I250111 **Work Order #...:** J7KEX1AF-MS **Matrix.....:** SO
MS Lot-Sample #: A7I250111-004 J7KEX1AG-MSD
Date Sampled...: 09/21/07 10:25 **Date Received..:** 09/22/07
Prep Date.....: 10/01/07 **Analysis Date..:** 10/01/07
Prep Batch #...: 7275177
Dilution Factor: 1.07 **Initial Wgt/Vol:** 5 g **Final Wgt/Vol..:** 5 mL

PARAMETER	PERCENT RECOVERY	RECOVERY LIMITS	RPD	RPD LIMITS	METHOD
Benzene	**94**	**(55 - 138)**			**SW846 8260B**
	104 p	**(55 - 138)**	**22**	**(0-20)**	**SW846 8260B**
Chlorobenzene	**95**	**(49 - 139)**			**SW846 8260B**
	99	**(49 - 139)**	**16**	**(0-22)**	**SW846 8260B**
1,1-Dichloroethene	**101**	**(43 - 147)**			**SW846 8260B**
	119 p	**(43 - 147)**	**28**	**(0-27)**	**SW846 8260B**
Toluene	**94**	**(46 - 147)**			**SW846 8260B**
	101	**(46 - 147)**	**20**	**(0-24)**	**SW846 8260B**
Trichloroethene	**96**	**(46 - 143)**			**SW846 8260B**
	103	**(46 - 143)**	**19**	**(0-23)**	**SW846 8260B**

SURROGATE	PERCENT RECOVERY	RECOVERY LIMITS
Dibromofluoromethane	82	(59 - 138)
	89	(59 - 138)
1,2-Dichloroethane-d4	72	(61 - 130)
	76	(61 - 130)
Toluene-d8	82	(60 - 143)
	86	(60 - 143)
4-Bromofluorobenzene	80	(47 - 158)
	78	(47 - 158)

NOTE(S):

Calculations are performed before rounding to avoid round-off errors in calculated results.

Bold print denotes control parameters

p Relative percent difference (RPD) is outside stated control limits.

Results and reporting limits have been adjusted for dry weight.

MATRIX SPIKE SAMPLE DATA REPORT

GC/MS Volatiles

Client Lot #...: A7I250111 **Work Order #...:** J7KEX1AF-MS **Matrix.....:** SO
MS Lot-Sample #: A7I250111-004 J7KEX1AG-MSD
Date Sampled...: 09/21/07 10:25 **Date Received..:** 09/22/07
Prep Date.....: 10/01/07 **Analysis Date..:** 10/01/07
Prep Batch #...: 7275177
Dilution Factor: 1.07 **Initial Wgt/Vol:** 5 g **Final Wgt/Vol..:** 5 mL

PARAMETER	SAMPLE AMOUNT	SPIKE AMT	MEASRD AMOUNT	UNITS	PERCNT RECVRY	RPD	METHOD
Benzene	**ND**	**63**	**59**	**ug/kg**	**94**		**SW846 8260B**
	ND	**71**	**73**	**ug/kg**	**104 p**	**22**	**SW846 8260B**
Chlorobenzene	**ND**	**63**	**60**	**ug/kg**	**95**		**SW846 8260B**
	ND	**71**	**70**	**ug/kg**	**99**	**16**	**SW846 8260B**
1,1-Dichloroethene	**ND**	**63**	**63**	**ug/kg**	**101**		**SW846 8260B**
	ND	**71**	**84**	**ug/kg**	**119 p**	**28**	**SW846 8260B**
Toluene	**0.43**	**63**	**59**	**ug/kg**	**94**		**SW846 8260B**
	0.43	**71**	**72**	**ug/kg**	**101**	**20**	**SW846 8260B**
Trichloroethene	**ND**	**63**	**60**	**ug/kg**	**96**		**SW846 8260B**
	ND	**71**	**73**	**ug/kg**	**103**	**19**	**SW846 8260B**

SURROGATE	PERCENT RECOVERY	RECOVERY LIMITS
Dibromofluoromethane	82	(59 - 138)
	89	(59 - 138)
1,2-Dichloroethane-d4	72	(61 - 130)
	76	(61 - 130)
Toluene-d8	82	(60 - 143)
	86	(60 - 143)
4-Bromofluorobenzene	80	(47 - 158)
	78	(47 - 158)

NOTE(S):

Calculations are performed before rounding to avoid round-off errors in calculated results.

Bold print denotes control parameters

p Relative percent difference (RPD) is outside stated control limits.

Results and reporting limits have been adjusted for dry weight.

METALS DATA

Conestoga-Rovers & Associates, Inc.

Client Sample ID: SO-017324-092107-MG-005

TOTAL Metals

Lot-Sample #...: A7I250111-005 **Matrix.....:** SO
Date Sampled...: 09/21/07 10:55 **Date Received..:** 09/22/07
% Moisture.....: 4.6

PARAMETER	RESULT	REPORTING LIMIT	UNITS	METHOD	PREPARATION-ANALYSIS DATE	WORK ORDER #
Prep Batch #...: 7275022						
Aluminum	**1690**	**21.0**	**mg/kg**	**SW846 6010B**	**10/02/07**	**J7KE21AF**
		Dilution Factor: 1		Analysis Time..: 20:52	Analyst ID.....: 001644	
		Instrument ID..: I5		MDL.....: 5.2		
Arsenic	**4.0**	**1.0**	**mg/kg**	**SW846 6010B**	**10/02/07**	**J7KE21C8**
		Dilution Factor: 1		Analysis Time..: 20:52	Analyst ID.....: 001644	
		Instrument ID..: I5		MDL.....: 0.36		
Lead	**3.3**	**0.31**	**mg/kg**	**SW846 6010B**	**10/02/07**	**J7KE21DC**
		Dilution Factor: 1		Analysis Time..: 20:52	Analyst ID.....: 001644	
		Instrument ID..: I5		MDL.....: 0.25		
Antimony	ND	6.3	mg/kg	SW846 6010B	10/02/07	J7KE21AJ
		Dilution Factor: 1		Analysis Time..: 20:52	Analyst ID.....: 001644	
		Instrument ID..: I5		MDL.....: 0.35		
Barium	**15.1 B**	**21.0**	**mg/kg**	**SW846 6010B**	**10/02/07**	**J7KE21AM**
		Dilution Factor: 1		Analysis Time..: 20:52	Analyst ID.....: 001644	
		Instrument ID..: I5		MDL.....: 0.21		
Selenium	ND	0.52	mg/kg	SW846 6010B	10/02/07	J7KE21DF
		Dilution Factor: 1		Analysis Time..: 20:52	Analyst ID.....: 001644	
		Instrument ID..: I5		MDL.....: 0.31		
Beryllium	**0.12 B**	**0.52**	**mg/kg**	**SW846 6010B**	**10/02/07**	**J7KE21AQ**
		Dilution Factor: 1		Analysis Time..: 20:52	Analyst ID.....: 001644	
		Instrument ID..: I5		MDL.....: 0.030		
Thallium	**0.77 B**	**1.0**	**mg/kg**	**SW846 6010B**	**10/02/07**	**J7KE21DJ**
		Dilution Factor: 1		Analysis Time..: 20:52	Analyst ID.....: 001644	
		Instrument ID..: I5		MDL.....: 0.56		
Cadmium	**0.15 B**	**0.52**	**mg/kg**	**SW846 6010B**	**10/02/07**	**J7KE21AU**
		Dilution Factor: 1		Analysis Time..: 20:52	Analyst ID.....: 001644	
		Instrument ID..: I5		MDL.....: 0.028		
Calcium	**100000 J**	**2620**	**mg/kg**	**SW846 6010B**	**10/02-10/03/07**	**J7KE21AX**
		Dilution Factor: 5		Analysis Time..: 05:54	Analyst ID.....: 001637	
		Instrument ID..: I6		MDL.....: 44.0		

(Continued on next page)

Conestoga-Rovers & Associates, Inc.

Client Sample ID: SO-017324-092107-MG-005

TOTAL Metals

Lot-Sample #...: A7I250111-005 **Matrix.....:** SO

PARAMETER	RESULT	REPORTING LIMIT	UNITS	METHOD	PREPARATION-ANALYSIS DATE	WORK ORDER #
Chromium	**4.5 J**	**1.0**	**mg/kg**	**SW846 6010B**	**10/02/07**	**J7KE21A2**
		Dilution Factor: 1		Analysis Time..: 20:52	Analyst ID.....: 001644	
		Instrument ID..: I5		MDL.....: 0.14		
Cobalt	**2.5 B**	**5.2**	**mg/kg**	**SW846 6010B**	**10/02/07**	**J7KE21A5**
		Dilution Factor: 1		Analysis Time..: 20:52	Analyst ID.....: 001644	
		Instrument ID..: I5		MDL.....: 0.36		
Copper	**6.0**	**2.6**	**mg/kg**	**SW846 6010B**	**10/02/07**	**J7KE21A8**
		Dilution Factor: 1		Analysis Time..: 20:52	Analyst ID.....: 001644	
		Instrument ID..: I5		MDL.....: 0.35		
Iron	**5520**	**10.5**	**mg/kg**	**SW846 6010B**	**10/02/07**	**J7KE21CC**
		Dilution Factor: 1		Analysis Time..: 20:52	Analyst ID.....: 001644	
		Instrument ID..: I5		MDL.....: 9.1		
Magnesium	**26300 J**	**524**	**mg/kg**	**SW846 6010B**	**10/02/07**	**J7KE21CF**
		Dilution Factor: 1		Analysis Time..: 20:52	Analyst ID.....: 001644	
		Instrument ID..: I5		MDL.....: 2.2		
Manganese	**260 J**	**7.9**	**mg/kg**	**SW846 6010B**	**10/02-10/03/07**	**J7KE21CJ**
		Dilution Factor: 5		Analysis Time..: 05:54	Analyst ID.....: 001637	
		Instrument ID..: I6		MDL.....: 0.22		
Nickel	**6.9**	**4.2**	**mg/kg**	**SW846 6010B**	**10/02/07**	**J7KE21CM**
		Dilution Factor: 1		Analysis Time..: 20:52	Analyst ID.....: 001644	
		Instrument ID..: I5		MDL.....: 0.29		
Potassium	**403 B,J**	**524**	**mg/kg**	**SW846 6010B**	**10/02/07**	**J7KE21CQ**
		Dilution Factor: 1		Analysis Time..: 20:52	Analyst ID.....: 001644	
		Instrument ID..: I5		MDL.....: 3.2		
Silver	ND	1.0	mg/kg	SW846 6010B	10/02/07	J7KE21CU
		Dilution Factor: 1		Analysis Time..: 20:52	Analyst ID.....: 001644	
		Instrument ID..: I5		MDL.....: 0.30		
Sodium	**98.1 B**	**524**	**mg/kg**	**SW846 6010B**	**10/02/07**	**J7KE21CX**
		Dilution Factor: 1		Analysis Time..: 20:52	Analyst ID.....: 001644	
		Instrument ID..: I5		MDL.....: 34.6		

(Continued on next page)

Conestoga-Rovers & Associates, Inc.

Client Sample ID: SO-017324-092107-MG-005

TOTAL Metals

Lot-Sample #...: A7I250111-005 **Matrix.....:** SO

PARAMETER	RESULT	REPORTING LIMIT	UNITS	METHOD	PREPARATION-ANALYSIS DATE	WORK ORDER #
Vanadium	**6.4**	**5.2**	**mg/kg**	**SW846 6010B**	**10/02/07**	**J7KE21C2**
		Dilution Factor: 1		Analysis Time..: 20:52	Analyst ID.....: 001644	
		Instrument ID..: I5		MDL.....: 0.10		
Zinc	**20.9 J**	**2.1**	**mg/kg**	**SW846 6010B**	**10/02/07**	**J7KE21C5**
		Dilution Factor: 1		Analysis Time..: 20:52	Analyst ID.....: 001644	
		Instrument ID..: I5		MDL.....: 0.59		
Mercury	**0.025 B**	**0.10**	**mg/kg**	**SW846 7471A**	**10/02-10/05/07**	**J7KE21DM**
		Dilution Factor: 1		Analysis Time..: 10:34	Analyst ID.....: 001086	
		Instrument ID..: H1		MDL.....: 0.014		

NOTE(S):

Results and reporting limits have been adjusted for dry weight.

B Estimated result. Result is less than RL.

J Method blank contamination. The associated method blank contains the target analyte at a reportable level.

Conestoga-Rovers & Associates, Inc.

Client Sample ID: SO-017324-092107-MG-006

TOTAL Metals

Lot-Sample #...: A7I250111-006 **Matrix.....:** SO
Date Sampled...: 09/21/07 11:30 **Date Received..:** 09/22/07
% Moisture.....: 5.0

PARAMETER	RESULT	REPORTING LIMIT	UNITS	METHOD	PREPARATION-ANALYSIS DATE	WORK ORDER #
Prep Batch #...: 7275022						
Aluminum	**2420**	**21.0**	**mg/kg**	**SW846 6010B**	**10/02/07**	**J7KE41AD**
		Dilution Factor: 1		Analysis Time..: 21:07	Analyst ID.....: 001644	
		Instrument ID..: I5		MDL.....: 5.3		
Arsenic	**5.1**	**1.1**	**mg/kg**	**SW846 6010B**	**10/02/07**	**J7KE41A0**
		Dilution Factor: 1		Analysis Time..: 21:07	Analyst ID.....: 001644	
		Instrument ID..: I5		MDL.....: 0.36		
Lead	**5.3**	**0.32**	**mg/kg**	**SW846 6010B**	**10/02/07**	**J7KE41A1**
		Dilution Factor: 1		Analysis Time..: 21:07	Analyst ID.....: 001644	
		Instrument ID..: I5		MDL.....: 0.25		
Antimony	ND	6.3	mg/kg	SW846 6010B	10/02/07	J7KE41AE
		Dilution Factor: 1		Analysis Time..: 21:07	Analyst ID.....: 001644	
		Instrument ID..: I5		MDL.....: 0.35		
Barium	**18.3 B**	**21.0**	**mg/kg**	**SW846 6010B**	**10/02/07**	**J7KE41AF**
		Dilution Factor: 1		Analysis Time..: 21:07	Analyst ID.....: 001644	
		Instrument ID..: I5		MDL.....: 0.21		
Selenium	ND	0.53	mg/kg	SW846 6010B	10/02/07	J7KE41A2
		Dilution Factor: 1		Analysis Time..: 21:07	Analyst ID.....: 001644	
		Instrument ID..: I5		MDL.....: 0.32		
Beryllium	**0.17 B**	**0.53**	**mg/kg**	**SW846 6010B**	**10/02/07**	**J7KE41AG**
		Dilution Factor: 1		Analysis Time..: 21:07	Analyst ID.....: 001644	
		Instrument ID..: I5		MDL.....: 0.031		
Thallium	**0.72 B**	**1.1**	**mg/kg**	**SW846 6010B**	**10/02/07**	**J7KE41A3**
		Dilution Factor: 1		Analysis Time..: 21:07	Analyst ID.....: 001644	
		Instrument ID..: I5		MDL.....: 0.56		
Cadmium	**0.22 B**	**0.53**	**mg/kg**	**SW846 6010B**	**10/02/07**	**J7KE41AH**
		Dilution Factor: 1		Analysis Time..: 21:07	Analyst ID.....: 001644	
		Instrument ID..: I5		MDL.....: 0.028		
Calcium	**130000 J**	**5260**	**mg/kg**	**SW846 6010B**	**10/02-10/03/07**	**J7KE41AJ**
		Dilution Factor: 10		Analysis Time..: 06:12	Analyst ID.....: 001637	
		Instrument ID..: I6		MDL.....: 88.4		

(Continued on next page)

Conestoga-Rovers & Associates, Inc.

Client Sample ID: SO-017324-092107-MG-006

TOTAL Metals

Lot-Sample #...: A7I250111-006 **Matrix.....:** SO

PARAMETER	RESULT	REPORTING LIMIT	UNITS	METHOD	PREPARATION-ANALYSIS DATE	WORK ORDER #
Chromium	**4.4 J**	**1.1**	**mg/kg**	**SW846 6010B**	**10/02/07**	**J7KE41AK**
		Dilution Factor: 1		Analysis Time..: 21:07	Analyst ID.....: 001644	
		Instrument ID..: I5		MDL.....: 0.14		
Cobalt	**3.2 B**	**5.3**	**mg/kg**	**SW846 6010B**	**10/02/07**	**J7KE41AL**
		Dilution Factor: 1		Analysis Time..: 21:07	Analyst ID.....: 001644	
		Instrument ID..: I5		MDL.....: 0.36		
Copper	**10.0**	**2.6**	**mg/kg**	**SW846 6010B**	**10/02/07**	**J7KE41AM**
		Dilution Factor: 1		Analysis Time..: 21:07	Analyst ID.....: 001644	
		Instrument ID..: I5		MDL.....: 0.35		
Iron	**8080**	**10.5**	**mg/kg**	**SW846 6010B**	**10/02/07**	**J7KE41AN**
		Dilution Factor: 1		Analysis Time..: 21:07	Analyst ID.....: 001644	
		Instrument ID..: I5		MDL.....: 9.2		
Magnesium	**47200 J**	**526**	**mg/kg**	**SW846 6010B**	**10/02/07**	**J7KE41AP**
		Dilution Factor: 1		Analysis Time..: 21:07	Analyst ID.....: 001644	
		Instrument ID..: I5		MDL.....: 2.2		
Manganese	**339 J**	**15.8**	**mg/kg**	**SW846 6010B**	**10/02-10/03/07**	**J7KE41AQ**
		Dilution Factor: 10		Analysis Time..: 06:12	Analyst ID.....: 001637	
		Instrument ID..: I6		MDL.....: 0.44		
Nickel	**8.9**	**4.2**	**mg/kg**	**SW846 6010B**	**10/02/07**	**J7KE41AR**
		Dilution Factor: 1		Analysis Time..: 21:07	Analyst ID.....: 001644	
		Instrument ID..: I5		MDL.....: 0.29		
Potassium	**462 B,J**	**526**	**mg/kg**	**SW846 6010B**	**10/02/07**	**J7KE41AT**
		Dilution Factor: 1		Analysis Time..: 21:07	Analyst ID.....: 001644	
		Instrument ID..: I5		MDL.....: 3.3		
Silver	ND	1.1	mg/kg	SW846 6010B	10/02/07	J7KE41AU
		Dilution Factor: 1		Analysis Time..: 21:07	Analyst ID.....: 001644	
		Instrument ID..: I5		MDL.....: 0.31		
Sodium	**115 B**	**526**	**mg/kg**	**SW846 6010B**	**10/02/07**	**J7KE41AV**
		Dilution Factor: 1		Analysis Time..: 21:07	Analyst ID.....: 001644	
		Instrument ID..: I5		MDL.....: 34.7		

(Continued on next page)

Conestoga-Rovers & Associates, Inc.

Client Sample ID: SO-017324-092107-MG-006

TOTAL Metals

Lot-Sample #...: A7I250111-006 **Matrix.....:** SO

PARAMETER	RESULT	REPORTING LIMIT	UNITS	METHOD	PREPARATION-ANALYSIS DATE	WORK ORDER #
Vanadium	**8.0**	**5.3**	**mg/kg**	**SW846 6010B**	**10/02/07**	**J7KE41AW**
		Dilution Factor: 1		Analysis Time..: 21:07	Analyst ID.....: 001644	
		Instrument ID..: I5		MDL.....: 0.10		
Zinc	**33.7 J**	**2.1**	**mg/kg**	**SW846 6010B**	**10/02/07**	**J7KE41AX**
		Dilution Factor: 1		Analysis Time..: 21:07	Analyst ID.....: 001644	
		Instrument ID..: I5		MDL.....: 0.59		
Mercury	ND	0.11	mg/kg	SW846 7471A	10/02-10/05/07	J7KE41A4
		Dilution Factor: 1		Analysis Time..: 10:37	Analyst ID.....: 001086	
		Instrument ID..: H1		MDL.....: 0.014		

NOTE(S):

Results and reporting limits have been adjusted for dry weight.

B Estimated result. Result is less than RL.

J Method blank contamination. The associated method blank contains the target analyte at a reportable level.

Conestoga-Rovers & Associates, Inc.

Client Sample ID: SO-017324-092107-MG-007

TOTAL Metals

Lot-Sample #...: A7I250111-007 **Matrix.....:** SO
Date Sampled...: 09/21/07 11:55 **Date Received..:** 09/22/07
% Moisture.....: 4.5

PARAMETER	RESULT	REPORTING LIMIT	UNITS	METHOD	PREPARATION-ANALYSIS DATE	WORK ORDER #
Prep Batch #...: 7275022						
Aluminum	**2040**	**20.9**	**mg/kg**	**SW846 6010B**	**10/02/07**	**J7KE51AD**
		Dilution Factor: 1		Analysis Time..: 21:27	Analyst ID.....: 001644	
		Instrument ID..: I5		MDL.....: 5.2		
Arsenic	**3.6**	**1.0**	**mg/kg**	**SW846 6010B**	**10/02/07**	**J7KE51A0**
		Dilution Factor: 1		Analysis Time..: 21:27	Analyst ID.....: 001644	
		Instrument ID..: I5		MDL.....: 0.36		
Lead	**3.1**	**0.31**	**mg/kg**	**SW846 6010B**	**10/02/07**	**J7KE51A1**
		Dilution Factor: 1		Analysis Time..: 21:27	Analyst ID.....: 001644	
		Instrument ID..: I5		MDL.....: 0.25		
Antimony	ND	6.3	mg/kg	SW846 6010B	10/02/07	J7KE51AE
		Dilution Factor: 1		Analysis Time..: 21:27	Analyst ID.....: 001644	
		Instrument ID..: I5		MDL.....: 0.35		
Barium	**18.1 B**	**20.9**	**mg/kg**	**SW846 6010B**	**10/02/07**	**J7KE51AF**
		Dilution Factor: 1		Analysis Time..: 21:27	Analyst ID.....: 001644	
		Instrument ID..: I5		MDL.....: 0.21		
Selenium	ND	0.52	mg/kg	SW846 6010B	10/02/07	J7KE51A2
		Dilution Factor: 1		Analysis Time..: 21:27	Analyst ID.....: 001644	
		Instrument ID..: I5		MDL.....: 0.31		
Beryllium	**0.36 B**	**0.52**	**mg/kg**	**SW846 6010B**	**10/02/07**	**J7KE51AG**
		Dilution Factor: 1		Analysis Time..: 21:27	Analyst ID.....: 001644	
		Instrument ID..: I5		MDL.....: 0.030		
Thallium	ND	1.0	mg/kg	SW846 6010B	10/02/07	J7KE51A3
		Dilution Factor: 1		Analysis Time..: 21:27	Analyst ID.....: 001644	
		Instrument ID..: I5		MDL.....: 0.55		
Cadmium	**0.40 B**	**0.52**	**mg/kg**	**SW846 6010B**	**10/02/07**	**J7KE51AH**
		Dilution Factor: 1		Analysis Time..: 21:27	Analyst ID.....: 001644	
		Instrument ID..: I5		MDL.....: 0.028		
Calcium	**126000 J**	**5230**	**mg/kg**	**SW846 6010B**	**10/02-10/03/07**	**J7KE51AJ**
		Dilution Factor: 10		Analysis Time..: 06:17	Analyst ID.....: 001637	
		Instrument ID..: I6		MDL.....: 87.9		

(Continued on next page)

Conestoga-Rovers & Associates, Inc.

Client Sample ID: SO-017324-092107-MG-007

TOTAL Metals

Lot-Sample #...: A7I250111-007 **Matrix.....:** SO

PARAMETER	RESULT	REPORTING LIMIT	UNITS	METHOD	PREPARATION-ANALYSIS DATE	WORK ORDER #
Chromium	**4.8 J**	**1.0**	**mg/kg**	**SW846 6010B**	**10/02/07**	**J7KE51AK**
		Dilution Factor: 1		Analysis Time..: 21:27	Analyst ID.....: 001644	
		Instrument ID..: I5		MDL.....: 0.14		
Cobalt	**2.7 B**	**5.2**	**mg/kg**	**SW846 6010B**	**10/02/07**	**J7KE51AL**
		Dilution Factor: 1		Analysis Time..: 21:27	Analyst ID.....: 001644	
		Instrument ID..: I5		MDL.....: 0.36		
Copper	**7.7**	**2.6**	**mg/kg**	**SW846 6010B**	**10/02/07**	**J7KE51AM**
		Dilution Factor: 1		Analysis Time..: 21:27	Analyst ID.....: 001644	
		Instrument ID..: I5		MDL.....: 0.35		
Iron	**23800**	**10.5**	**mg/kg**	**SW846 6010B**	**10/02/07**	**J7KE51AN**
		Dilution Factor: 1		Analysis Time..: 21:27	Analyst ID.....: 001644	
		Instrument ID..: I5		MDL.....: 9.1		
Magnesium	**59400 J**	**5230**	**mg/kg**	**SW846 6010B**	**10/02-10/03/07**	**J7KE51AP**
		Dilution Factor: 10		Analysis Time..: 06:17	Analyst ID.....: 001637	
		Instrument ID..: I6		MDL.....: 22.0		
Manganese	**307 J**	**15.7**	**mg/kg**	**SW846 6010B**	**10/02-10/03/07**	**J7KE51AQ**
		Dilution Factor: 10		Analysis Time..: 06:17	Analyst ID.....: 001637	
		Instrument ID..: I6		MDL.....: 0.44		
Nickel	**8.6**	**4.2**	**mg/kg**	**SW846 6010B**	**10/02/07**	**J7KE51AR**
		Dilution Factor: 1		Analysis Time..: 21:27	Analyst ID.....: 001644	
		Instrument ID..: I5		MDL.....: 0.29		
Potassium	**374 B,J**	**523**	**mg/kg**	**SW846 6010B**	**10/02/07**	**J7KE51AT**
		Dilution Factor: 1		Analysis Time..: 21:27	Analyst ID.....: 001644	
		Instrument ID..: I5		MDL.....: 3.2		
Silver	ND	1.0	mg/kg	SW846 6010B	10/02/07	J7KE51AU
		Dilution Factor: 1		Analysis Time..: 21:27	Analyst ID.....: 001644	
		Instrument ID..: I5		MDL.....: 0.30		
Sodium	**139 B**	**523**	**mg/kg**	**SW846 6010B**	**10/02/07**	**J7KE51AV**
		Dilution Factor: 1		Analysis Time..: 21:27	Analyst ID.....: 001644	
		Instrument ID..: I5		MDL.....: 34.5		

(Continued on next page)

Conestoga-Rovers & Associates, Inc.

Client Sample ID: SO-017324-092107-MG-007

TOTAL Metals

Lot-Sample #...: A7I250111-007 **Matrix.....:** SO

PARAMETER	RESULT	REPORTING LIMIT	UNITS	METHOD	PREPARATION-ANALYSIS DATE	WORK ORDER #
Vanadium	**8.4**	**5.2**	**mg/kg**	**SW846 6010B**	**10/02/07**	**J7KE51AW**
		Dilution Factor: 1		Analysis Time..: 21:27	Analyst ID.....: 001644	
		Instrument ID..: I5		MDL.....: 0.10		
Zinc	**25.4 J**	**2.1**	**mg/kg**	**SW846 6010B**	**10/02/07**	**J7KE51AX**
		Dilution Factor: 1		Analysis Time..: 21:27	Analyst ID.....: 001644	
		Instrument ID..: I5		MDL.....: 0.59		
Mercury	ND	0.10	mg/kg	SW846 7471A	10/02-10/05/07	J7KE51A4
		Dilution Factor: 1		Analysis Time..: 10:38	Analyst ID.....: 001086	
		Instrument ID..: H1		MDL.....: 0.014		

NOTE(S):

Results and reporting limits have been adjusted for dry weight.

B Estimated result. Result is less than RL.

J Method blank contamination. The associated method blank contains the target analyte at a reportable level.

Conestoga-Rovers & Associates, Inc.

Client Sample ID: SO-017324-092107-MG-008

TOTAL Metals

Lot-Sample #...: A7I250111-008 **Matrix.....:** SO
Date Sampled...: 09/21/07 12:30 **Date Received..:** 09/22/07
% Moisture.....: 5.8

PARAMETER	RESULT	REPORTING LIMIT	UNITS	METHOD	PREPARATION-ANALYSIS DATE	WORK ORDER #
Prep Batch #...: 7275022						
Aluminum	**1610**	**21.2**	**mg/kg**	**SW846 6010B**	**10/02/07**	**J7KE71AD**
		Dilution Factor: 1		Analysis Time..: 21:31	Analyst ID.....: 001644	
		Instrument ID..: I5		MDL.....: 5.3		
Arsenic	**3.5**	**1.1**	**mg/kg**	**SW846 6010B**	**10/02/07**	**J7KE71A0**
		Dilution Factor: 1		Analysis Time..: 21:31	Analyst ID.....: 001644	
		Instrument ID..: I5		MDL.....: 0.36		
Lead	**3.1**	**0.32**	**mg/kg**	**SW846 6010B**	**10/02/07**	**J7KE71A1**
		Dilution Factor: 1		Analysis Time..: 21:31	Analyst ID.....: 001644	
		Instrument ID..: I5		MDL.....: 0.25		
Antimony	ND	6.4	mg/kg	SW846 6010B	10/02/07	J7KE71AE
		Dilution Factor: 1		Analysis Time..: 21:31	Analyst ID.....: 001644	
		Instrument ID..: I5		MDL.....: 0.35		
Barium	**12.0 B**	**21.2**	**mg/kg**	**SW846 6010B**	**10/02/07**	**J7KE71AF**
		Dilution Factor: 1		Analysis Time..: 21:31	Analyst ID.....: 001644	
		Instrument ID..: I5		MDL.....: 0.21		
Selenium	ND	0.53	mg/kg	SW846 6010B	10/02/07	J7KE71A2
		Dilution Factor: 1		Analysis Time..: 21:31	Analyst ID.....: 001644	
		Instrument ID..: I5		MDL.....: 0.32		
Beryllium	**0.11 B**	**0.53**	**mg/kg**	**SW846 6010B**	**10/02/07**	**J7KE71AG**
		Dilution Factor: 1		Analysis Time..: 21:31	Analyst ID.....: 001644	
		Instrument ID..: I5		MDL.....: 0.031		
Thallium	ND	1.1	mg/kg	SW846 6010B	10/02/07	J7KE71A3
		Dilution Factor: 1		Analysis Time..: 21:31	Analyst ID.....: 001644	
		Instrument ID..: I5		MDL.....: 0.56		
Cadmium	**0.13 B**	**0.53**	**mg/kg**	**SW846 6010B**	**10/02/07**	**J7KE71AH**
		Dilution Factor: 1		Analysis Time..: 21:31	Analyst ID.....: 001644	
		Instrument ID..: I5		MDL.....: 0.029		
Calcium	**106000 J**	**5310**	**mg/kg**	**SW846 6010B**	**10/02-10/03/07**	**J7KE71AJ**
		Dilution Factor: 10		Analysis Time..: 06:22	Analyst ID.....: 001637	
		Instrument ID..: I6		MDL.....: 89.1		

(Continued on next page)

Conestoga-Rovers & Associates, Inc.

Client Sample ID: SO-017324-092107-MG-008

TOTAL Metals

Lot-Sample #...: A7I250111-008 **Matrix.....:** SO

PARAMETER	RESULT	REPORTING LIMIT	UNITS	METHOD	PREPARATION-ANALYSIS DATE	WORK ORDER #
Chromium	**2.8 J**	**1.1**	**mg/kg**	**SW846 6010B**	**10/02/07**	**J7KE71AK**
		Dilution Factor: 1		Analysis Time..: 21:31	Analyst ID.....: 001644	
		Instrument ID..: I5		MDL.....: 0.14		
Cobalt	**2.3 B**	**5.3**	**mg/kg**	**SW846 6010B**	**10/02/07**	**J7KE71AL**
		Dilution Factor: 1		Analysis Time..: 21:31	Analyst ID.....: 001644	
		Instrument ID..: I5		MDL.....: 0.36		
Copper	**6.3**	**2.7**	**mg/kg**	**SW846 6010B**	**10/02/07**	**J7KE71AM**
		Dilution Factor: 1		Analysis Time..: 21:31	Analyst ID.....: 001644	
		Instrument ID..: I5		MDL.....: 0.35		
Iron	**4680**	**10.6**	**mg/kg**	**SW846 6010B**	**10/02/07**	**J7KE71AN**
		Dilution Factor: 1		Analysis Time..: 21:31	Analyst ID.....: 001644	
		Instrument ID..: I5		MDL.....: 9.2		
Magnesium	**50000 J**	**531**	**mg/kg**	**SW846 6010B**	**10/02/07**	**J7KE71AP**
		Dilution Factor: 1		Analysis Time..: 21:31	Analyst ID.....: 001644	
		Instrument ID..: I5		MDL.....: 2.2		
Manganese	**198 J**	**15.9**	**mg/kg**	**SW846 6010B**	**10/02-10/03/07**	**J7KE71AQ**
		Dilution Factor: 10		Analysis Time..: 06:22	Analyst ID.....: 001637	
		Instrument ID..: I6		MDL.....: 0.45		
Nickel	**6.6**	**4.2**	**mg/kg**	**SW846 6010B**	**10/02/07**	**J7KE71AR**
		Dilution Factor: 1		Analysis Time..: 21:31	Analyst ID.....: 001644	
		Instrument ID..: I5		MDL.....: 0.30		
Potassium	**318 B,J**	**531**	**mg/kg**	**SW846 6010B**	**10/02/07**	**J7KE71AT**
		Dilution Factor: 1		Analysis Time..: 21:31	Analyst ID.....: 001644	
		Instrument ID..: I5		MDL.....: 3.3		
Silver	ND	1.1	mg/kg	SW846 6010B	10/02/07	J7KE71AU
		Dilution Factor: 1		Analysis Time..: 21:31	Analyst ID.....: 001644	
		Instrument ID..: I5		MDL.....: 0.31		
Sodium	**125 B**	**531**	**mg/kg**	**SW846 6010B**	**10/02/07**	**J7KE71AV**
		Dilution Factor: 1		Analysis Time..: 21:31	Analyst ID.....: 001644	
		Instrument ID..: I5		MDL.....: 35.0		

(Continued on next page)

Conestoga-Rovers & Associates, Inc.

Client Sample ID: SO-017324-092107-MG-008

TOTAL Metals

Lot-Sample #...: A7I250111-008 **Matrix.....:** SO

PARAMETER	RESULT	REPORTING LIMIT	UNITS	METHOD	PREPARATION-ANALYSIS DATE	WORK ORDER #
Vanadium	**5.6**	**5.3**	**mg/kg**	**SW846 6010B**	**10/02/07**	**J7KE71AW**
		Dilution Factor: 1		Analysis Time..: 21:31	Analyst ID.....: 001644	
		Instrument ID..: I5		MDL.....: 0.10		
Zinc	**20.9 J**	**2.1**	**mg/kg**	**SW846 6010B**	**10/02/07**	**J7KE71AX**
		Dilution Factor: 1		Analysis Time..: 21:31	Analyst ID.....: 001644	
		Instrument ID..: I5		MDL.....: 0.59		
Mercury	ND	0.11	mg/kg	SW846 7471A	10/02-10/05/07	J7KE71A4
		Dilution Factor: 1		Analysis Time..: 10:39	Analyst ID.....: 001086	
		Instrument ID..: H1		MDL.....: 0.014		

NOTE(S):

Results and reporting limits have been adjusted for dry weight.

B Estimated result. Result is less than RL.

J Method blank contamination. The associated method blank contains the target analyte at a reportable level.

Conestoga-Rovers & Associates, Inc.

Client Sample ID: SO-017324-092107-MG-009

TOTAL Metals

Lot-Sample #...: A7I250111-009 **Matrix.....:** SO
Date Sampled...: 09/21/07 12:55 **Date Received..:** 09/22/07
% Moisture.....: 4.0

PARAMETER	RESULT	REPORTING LIMIT	UNITS	METHOD	PREPARATION-ANALYSIS DATE	WORK ORDER #
Prep Batch #...: 7275022						
Aluminum	**2080**	**20.8**	**mg/kg**	**SW846 6010B**	**10/02/07**	**J7KE81AD**
		Dilution Factor: 1		Analysis Time..: 21:36	Analyst ID.....: 001644	
		Instrument ID..: I5		MDL.....: 5.2		
Arsenic	**7.8**	**1.0**	**mg/kg**	**SW846 6010B**	**10/02/07**	**J7KE81A0**
		Dilution Factor: 1		Analysis Time..: 21:36	Analyst ID.....: 001644	
		Instrument ID..: I5		MDL.....: 0.35		
Lead	**8.0**	**0.31**	**mg/kg**	**SW846 6010B**	**10/02/07**	**J7KE81A1**
		Dilution Factor: 1		Analysis Time..: 21:36	Analyst ID.....: 001644	
		Instrument ID..: I5		MDL.....: 0.25		
Antimony	ND	6.3	mg/kg	SW846 6010B	10/02/07	J7KE81AE
		Dilution Factor: 1		Analysis Time..: 21:36	Analyst ID.....: 001644	
		Instrument ID..: I5		MDL.....: 0.34		
Barium	**14.9 B**	**20.8**	**mg/kg**	**SW846 6010B**	**10/02/07**	**J7KE81AF**
		Dilution Factor: 1		Analysis Time..: 21:36	Analyst ID.....: 001644	
		Instrument ID..: I5		MDL.....: 0.21		
Selenium	ND	0.52	mg/kg	SW846 6010B	10/02/07	J7KE81A2
		Dilution Factor: 1		Analysis Time..: 21:36	Analyst ID.....: 001644	
		Instrument ID..: I5		MDL.....: 0.31		
Beryllium	**0.15 B**	**0.52**	**mg/kg**	**SW846 6010B**	**10/02/07**	**J7KE81AG**
		Dilution Factor: 1		Analysis Time..: 21:36	Analyst ID.....: 001644	
		Instrument ID..: I5		MDL.....: 0.030		
Thallium	ND	1.0	mg/kg	SW846 6010B	10/02/07	J7KE81A3
		Dilution Factor: 1		Analysis Time..: 21:36	Analyst ID.....: 001644	
		Instrument ID..: I5		MDL.....: 0.55		
Cadmium	**0.18 B**	**0.52**	**mg/kg**	**SW846 6010B**	**10/02/07**	**J7KE81AH**
		Dilution Factor: 1		Analysis Time..: 21:36	Analyst ID.....: 001644	
		Instrument ID..: I5		MDL.....: 0.028		
Calcium	**111000 J**	**5210**	**mg/kg**	**SW846 6010B**	**10/02-10/03/07**	**J7KE81AJ**
		Dilution Factor: 10		Analysis Time..: 06:49	Analyst ID.....: 001637	
		Instrument ID..: I6		MDL.....: 87.5		

(Continued on next page)

Conestoga-Rovers & Associates, Inc.

Client Sample ID: SO-017324-092107-MG-009

TOTAL Metals

Lot-Sample #...: A7I250111-009 **Matrix.....:** SO

PARAMETER	RESULT	REPORTING LIMIT	UNITS	METHOD	PREPARATION-ANALYSIS DATE	WORK ORDER #
Chromium	**5.5 J**	**1.0**	**mg/kg**	**SW846 6010B**	**10/02/07**	**J7KE81AK**
		Dilution Factor: 1		Analysis Time..: 21:36	Analyst ID.....: 001644	
		Instrument ID..: I5		MDL.....: 0.14		
Cobalt	**3.1 B**	**5.2**	**mg/kg**	**SW846 6010B**	**10/02/07**	**J7KE81AL**
		Dilution Factor: 1		Analysis Time..: 21:36	Analyst ID.....: 001644	
		Instrument ID..: I5		MDL.....: 0.35		
Copper	**9.5**	**2.6**	**mg/kg**	**SW846 6010B**	**10/02/07**	**J7KE81AM**
		Dilution Factor: 1		Analysis Time..: 21:36	Analyst ID.....: 001644	
		Instrument ID..: I5		MDL.....: 0.34		
Iron	**6550**	**10.4**	**mg/kg**	**SW846 6010B**	**10/02/07**	**J7KE81AN**
		Dilution Factor: 1		Analysis Time..: 21:36	Analyst ID.....: 001644	
		Instrument ID..: I5		MDL.....: 9.1		
Magnesium	**48500 J**	**521**	**mg/kg**	**SW846 6010B**	**10/02/07**	**J7KE81AP**
		Dilution Factor: 1		Analysis Time..: 21:36	Analyst ID.....: 001644	
		Instrument ID..: I5		MDL.....: 2.2		
Manganese	**222 J**	**15.6**	**mg/kg**	**SW846 6010B**	**10/02-10/03/07**	**J7KE81AQ**
		Dilution Factor: 10		Analysis Time..: 06:49	Analyst ID.....: 001637	
		Instrument ID..: I6		MDL.....: 0.44		
Nickel	**8.6**	**4.2**	**mg/kg**	**SW846 6010B**	**10/02/07**	**J7KE81AR**
		Dilution Factor: 1		Analysis Time..: 21:36	Analyst ID.....: 001644	
		Instrument ID..: I5		MDL.....: 0.29		
Potassium	**414 B,J**	**521**	**mg/kg**	**SW846 6010B**	**10/02/07**	**J7KE81AT**
		Dilution Factor: 1		Analysis Time..: 21:36	Analyst ID.....: 001644	
		Instrument ID..: I5		MDL.....: 3.2		
Silver	ND	1.0	mg/kg	SW846 6010B	10/02/07	J7KE81AU
		Dilution Factor: 1		Analysis Time..: 21:36	Analyst ID.....: 001644	
		Instrument ID..: I5		MDL.....: 0.30		
Sodium	**101 B**	**521**	**mg/kg**	**SW846 6010B**	**10/02/07**	**J7KE81AV**
		Dilution Factor: 1		Analysis Time..: 21:36	Analyst ID.....: 001644	
		Instrument ID..: I5		MDL.....: 34.4		

(Continued on next page)

Conestoga-Rovers & Associates, Inc.

Client Sample ID: SO-017324-092107-MG-009

TOTAL Metals

Lot-Sample #...: A7I250111-009 **Matrix.....:** SO

PARAMETER	RESULT	REPORTING LIMIT	UNITS	METHOD	PREPARATION-ANALYSIS DATE	WORK ORDER #
Vanadium	**8.4**	**5.2**	**mg/kg**	**SW846 6010B**	**10/02/07**	**J7KE81AW**
		Dilution Factor: 1		Analysis Time..: 21:36	Analyst ID.....: 001644	
		Instrument ID..: I5		MDL.....: 0.10		
Zinc	**26.2 J**	**2.1**	**mg/kg**	**SW846 6010B**	**10/02/07**	**J7KE81AX**
		Dilution Factor: 1		Analysis Time..: 21:36	Analyst ID.....: 001644	
		Instrument ID..: I5		MDL.....: 0.58		
Mercury	ND	0.10	mg/kg	SW846 7471A	10/02-10/05/07	J7KE81A4
		Dilution Factor: 1		Analysis Time..: 10:41	Analyst ID.....: 001086	
		Instrument ID..: H1		MDL.....: 0.014		

NOTE(S):

Results and reporting limits have been adjusted for dry weight.

B Estimated result. Result is less than RL.

J Method blank contamination. The associated method blank contains the target analyte at a reportable level.

METHOD BLANK REPORT

TOTAL Metals

Client Lot #...: A7I250111 **Matrix.....:** SOLID

PARAMETER	RESULT	REPORTING LIMIT	UNITS	METHOD	PREPARATION-ANALYSIS DATE	WORK ORDER #
MB Lot-Sample #: A7J020000-022 **Prep Batch #...:** 7275022						
Aluminum	ND	20.0	mg/kg	SW846 6010B	10/02/07	J72LD1AA
		Dilution Factor: 1				
		Analysis Time..: 20:41	Analyst ID.....: 001644		Instrument ID..: I5	
Arsenic	ND	1.0	mg/kg	SW846 6010B	10/02/07	J72LD1AW
		Dilution Factor: 1				
		Analysis Time..: 20:41	Analyst ID.....: 001644		Instrument ID..: I5	
Antimony	ND	6.0	mg/kg	SW846 6010B	10/02/07	J72LD1AC
		Dilution Factor: 1				
		Analysis Time..: 20:41	Analyst ID.....: 001644		Instrument ID..: I5	
Lead	ND	0.30	mg/kg	SW846 6010B	10/02/07	J72LD1AX
		Dilution Factor: 1				
		Analysis Time..: 20:41	Analyst ID.....: 001644		Instrument ID..: I5	
Barium	ND	20.0	mg/kg	SW846 6010B	10/02/07	J72LD1AD
		Dilution Factor: 1				
		Analysis Time..: 20:41	Analyst ID.....: 001644		Instrument ID..: I5	
Selenium	ND	0.50	mg/kg	SW846 6010B	10/02/07	J72LD1A0
		Dilution Factor: 1				
		Analysis Time..: 20:41	Analyst ID.....: 001644		Instrument ID..: I5	
Beryllium	ND	0.50	mg/kg	SW846 6010B	10/02/07	J72LD1AE
		Dilution Factor: 1				
		Analysis Time..: 20:41	Analyst ID.....: 001644		Instrument ID..: I5	
Thallium	ND	1.0	mg/kg	SW846 6010B	10/02/07	J72LD1A1
		Dilution Factor: 1				
		Analysis Time..: 20:41	Analyst ID.....: 001644		Instrument ID..: I5	
Cadmium	ND	0.50	mg/kg	SW846 6010B	10/02/07	J72LD1AF
		Dilution Factor: 1				
		Analysis Time..: 20:41	Analyst ID.....: 001644		Instrument ID..: I5	
Calcium	**20.5 B**	**500**	**mg/kg**	**SW846 6010B**	**10/02/07**	**J72LD1AG**
		Dilution Factor: 1				
		Analysis Time..: 20:41	Analyst ID.....: 001644		Instrument ID..: I5	
Chromium	**0.14 B**	**1.0**	**mg/kg**	**SW846 6010B**	**10/02/07**	**J72LD1AH**
		Dilution Factor: 1				
		Analysis Time..: 20:41	Analyst ID.....: 001644		Instrument ID..: I5	

(Continued on next page)

METHOD BLANK REPORT

TOTAL Metals

Client Lot #...: A7I250111 **Matrix.....:** SOLID

PARAMETER	RESULT	REPORTING LIMIT	UNITS	METHOD	PREPARATION-ANALYSIS DATE	WORK ORDER #
Cobalt	ND	5.0	mg/kg	SW846 6010B	10/02/07	J72LD1AJ
		Dilution Factor: 1				
		Analysis Time..: 20:41	Analyst ID.....: 001644	Instrument ID..: I5		
Copper	ND	2.5	mg/kg	SW846 6010B	10/02/07	J72LD1AK
		Dilution Factor: 1				
		Analysis Time..: 20:41	Analyst ID.....: 001644	Instrument ID..: I5		
Iron	ND	10.0	mg/kg	SW846 6010B	10/02/07	J72LD1AL
		Dilution Factor: 1				
		Analysis Time..: 20:41	Analyst ID.....: 001644	Instrument ID..: I5		
Magnesium	**5.0 B**	**500**	**mg/kg**	**SW846 6010B**	**10/02/07**	**J72LD1AM**
		Dilution Factor: 1				
		Analysis Time..: 20:41	Analyst ID.....: 001644	Instrument ID..: I5		
Manganese	**0.074 B**	**1.5**	**mg/kg**	**SW846 6010B**	**10/02-10/03/07**	**J72LD1AN**
		Dilution Factor: 1				
		Analysis Time..: 05:41	Analyst ID.....: 001637	Instrument ID..: I6		
Nickel	ND	4.0	mg/kg	SW846 6010B	10/02/07	J72LD1AP
		Dilution Factor: 1				
		Analysis Time..: 20:41	Analyst ID.....: 001644	Instrument ID..: I5		
Potassium	**20.8 B**	**500**	**mg/kg**	**SW846 6010B**	**10/02/07**	**J72LD1AQ**
		Dilution Factor: 1				
		Analysis Time..: 20:41	Analyst ID.....: 001644	Instrument ID..: I5		
Silver	ND	1.0	mg/kg	SW846 6010B	10/02/07	J72LD1AR
		Dilution Factor: 1				
		Analysis Time..: 20:41	Analyst ID.....: 001644	Instrument ID..: I5		
Sodium	ND	500	mg/kg	SW846 6010B	10/02/07	J72LD1AT
		Dilution Factor: 1				
		Analysis Time..: 20:41	Analyst ID.....: 001644	Instrument ID..: I5		
Vanadium	ND	5.0	mg/kg	SW846 6010B	10/02/07	J72LD1AU
		Dilution Factor: 1				
		Analysis Time..: 20:41	Analyst ID.....: 001644	Instrument ID..: I5		
Zinc	**1.0 B**	**2.0**	**mg/kg**	**SW846 6010B**	**10/02/07**	**J72LD1AV**
		Dilution Factor: 1				
		Analysis Time..: 20:41	Analyst ID.....: 001644	Instrument ID..: I5		
Mercury	ND	0.10	mg/kg	SW846 7471A	10/02-10/05/07	J72LD1A2
		Dilution Factor: 1				
		Analysis Time..: 10:31	Analyst ID.....: 001086	Instrument ID..: H1		

(Continued on next page)

METHOD BLANK REPORT

TOTAL Metals

Client Lot #...: A7I250111 **Matrix.....:** SOLID

NOTE(S):

Calculations are performed before rounding to avoid round-off errors in calculated results.

B Estimated result. Result is less than RL.

LABORATORY CONTROL SAMPLE EVALUATION REPORT

TOTAL Metals

Client Lot #...: A7I250111 **Matrix.....:** SOLID

PARAMETER	PERCENT RECOVERY	RECOVERY LIMITS	METHOD	PREPARATION-ANALYSIS DATE	WORK ORDER #
LCS Lot-Sample#: A7J020000-022 **Prep Batch #...:** 7275022					
Aluminum	93	(80 - 120)	SW846 6010B	10/02/07	J72LD1A3
		Dilution Factor: 1	Analysis Time..: 20:46	Analyst ID.....: 001644	
		Instrument ID..: I5			
Arsenic	90	(80 - 120)	SW846 6010B	10/02/07	J72LD1CN
		Dilution Factor: 1	Analysis Time..: 20:46	Analyst ID.....: 001644	
		Instrument ID..: I5			
Antimony	89	(80 - 120)	SW846 6010B	10/02/07	J72LD1A4
		Dilution Factor: 1	Analysis Time..: 20:46	Analyst ID.....: 001644	
		Instrument ID..: I5			
Lead	93	(80 - 120)	SW846 6010B	10/02/07	J72LD1CP
		Dilution Factor: 1	Analysis Time..: 20:46	Analyst ID.....: 001644	
		Instrument ID..: I5			
Barium	97	(80 - 120)	SW846 6010B	10/02/07	J72LD1A5
		Dilution Factor: 1	Analysis Time..: 20:46	Analyst ID.....: 001644	
		Instrument ID..: I5			
Selenium	91	(80 - 120)	SW846 6010B	10/02/07	J72LD1CQ
		Dilution Factor: 1	Analysis Time..: 20:46	Analyst ID.....: 001644	
		Instrument ID..: I5			
Beryllium	97	(80 - 120)	SW846 6010B	10/02/07	J72LD1A6
		Dilution Factor: 1	Analysis Time..: 20:46	Analyst ID.....: 001644	
		Instrument ID..: I5			
Thallium	91	(80 - 120)	SW846 6010B	10/02/07	J72LD1CR
		Dilution Factor: 1	Analysis Time..: 20:46	Analyst ID.....: 001644	
		Instrument ID..: I5			
Cadmium	93	(80 - 120)	SW846 6010B	10/02/07	J72LD1A7
		Dilution Factor: 1	Analysis Time..: 20:46	Analyst ID.....: 001644	
		Instrument ID..: I5			
Calcium	95	(80 - 120)	SW846 6010B	10/02/07	J72LD1A8
		Dilution Factor: 1	Analysis Time..: 20:46	Analyst ID.....: 001644	
		Instrument ID..: I5			

(Continued on next page)

LABORATORY CONTROL SAMPLE EVALUATION REPORT

TOTAL Metals

Client Lot #...: A7I250111 **Matrix.....:** SOLID

PARAMETER	PERCENT RECOVERY	RECOVERY LIMITS	METHOD	PREPARATION-ANALYSIS DATE	WORK ORDER #
Chromium	94	(80 - 120)	SW846 6010B	10/02/07	J72LD1A9
		Dilution Factor: 1	Analysis Time..: 20:46	Analyst ID.....: 001644	
		Instrument ID..: I5			
Cobalt	94	(80 - 120)	SW846 6010B	10/02/07	J72LD1CA
		Dilution Factor: 1	Analysis Time..: 20:46	Analyst ID.....: 001644	
		Instrument ID..: I5			
Copper	95	(80 - 120)	SW846 6010B	10/02/07	J72LD1CC
		Dilution Factor: 1	Analysis Time..: 20:46	Analyst ID.....: 001644	
		Instrument ID..: I5			
Iron	102	(73 - 137)	SW846 6010B	10/02/07	J72LD1CD
		Dilution Factor: 1	Analysis Time..: 20:46	Analyst ID.....: 001644	
		Instrument ID..: I5			
Magnesium	91	(80 - 120)	SW846 6010B	10/02/07	J72LD1CE
		Dilution Factor: 1	Analysis Time..: 20:46	Analyst ID.....: 001644	
		Instrument ID..: I5			
Manganese	92	(80 - 120)	SW846 6010B	10/02-10/03/07	J72LD1CF
		Dilution Factor: 1	Analysis Time..: 05:47	Analyst ID.....: 001637	
		Instrument ID..: I6			
Nickel	96	(80 - 120)	SW846 6010B	10/02/07	J72LD1CG
		Dilution Factor: 1	Analysis Time..: 20:46	Analyst ID.....: 001644	
		Instrument ID..: I5			
Potassium	95	(80 - 120)	SW846 6010B	10/02/07	J72LD1CH
		Dilution Factor: 1	Analysis Time..: 20:46	Analyst ID.....: 001644	
		Instrument ID..: I5			
Silver	98	(80 - 120)	SW846 6010B	10/02/07	J72LD1CJ
		Dilution Factor: 1	Analysis Time..: 20:46	Analyst ID.....: 001644	
		Instrument ID..: I5			
Sodium	95	(80 - 120)	SW846 6010B	10/02/07	J72LD1CK
		Dilution Factor: 1	Analysis Time..: 20:46	Analyst ID.....: 001644	
		Instrument ID..: I5			
Vanadium	94	(80 - 120)	SW846 6010B	10/02/07	J72LD1CL
		Dilution Factor: 1	Analysis Time..: 20:46	Analyst ID.....: 001644	
		Instrument ID..: I5			

(Continued on next page)

LABORATORY CONTROL SAMPLE EVALUATION REPORT

TOTAL Metals

Client Lot #...: A7I250111 **Matrix.....:** SOLID

PARAMETER	PERCENT RECOVERY	RECOVERY LIMITS	METHOD	PREPARATION-ANALYSIS DATE	WORK ORDER #
Zinc	98	(80 - 120)	SW846 6010B	10/02/07	J72LD1CM
		Dilution Factor: 1	Analysis Time..: 20:46		Analyst ID.....: 001644
		Instrument ID..: I5			
Mercury	96	(81 - 116)	SW846 7471A	10/02-10/05/07	J72LD1CT
		Dilution Factor: 1	Analysis Time..: 10:32		Analyst ID.....: 001086
		Instrument ID..: H1			

NOTE(S):

Calculations are performed before rounding to avoid round-off errors in calculated results.

LABORATORY CONTROL SAMPLE DATA REPORT

TOTAL Metals

Client Lot #...: A7I250111 **Matrix.....:** SOLID

PARAMETER	SPIKE AMOUNT	MEASURED AMOUNT	UNITS	PERCNT RECVRY	METHOD	PREPARATION-ANALYSIS DATE	WORK ORDER #
LCS Lot-Sample#: A7J020000-022 **Prep Batch #...:** 7275022							
Aluminum	200	186	mg/kg	93	SW846 6010B	10/02/07	J72LD1A3
			Dilution Factor: 1		Analysis Time..: 20:46	Analyst ID.....: 001644	
			Instrument ID..: I5				
Arsenic	200	180	mg/kg	90	SW846 6010B	10/02/07	J72LD1CN
			Dilution Factor: 1		Analysis Time..: 20:46	Analyst ID.....: 001644	
			Instrument ID..: I5				
Antimony	50.0	44.7	mg/kg	89	SW846 6010B	10/02/07	J72LD1A4
			Dilution Factor: 1		Analysis Time..: 20:46	Analyst ID.....: 001644	
			Instrument ID..: I5				
Lead	50.0	46.4	mg/kg	93	SW846 6010B	10/02/07	J72LD1CP
			Dilution Factor: 1		Analysis Time..: 20:46	Analyst ID.....: 001644	
			Instrument ID..: I5				
Barium	200	195	mg/kg	97	SW846 6010B	10/02/07	J72LD1A5
			Dilution Factor: 1		Analysis Time..: 20:46	Analyst ID.....: 001644	
			Instrument ID..: I5				
Selenium	200	182	mg/kg	91	SW846 6010B	10/02/07	J72LD1CQ
			Dilution Factor: 1		Analysis Time..: 20:46	Analyst ID.....: 001644	
			Instrument ID..: I5				
Beryllium	5.0	4.8	mg/kg	97	SW846 6010B	10/02/07	J72LD1A6
			Dilution Factor: 1		Analysis Time..: 20:46	Analyst ID.....: 001644	
			Instrument ID..: I5				
Thallium	200	182	mg/kg	91	SW846 6010B	10/02/07	J72LD1CR
			Dilution Factor: 1		Analysis Time..: 20:46	Analyst ID.....: 001644	
			Instrument ID..: I5				
Cadmium	5.0	4.6	mg/kg	93	SW846 6010B	10/02/07	J72LD1A7
			Dilution Factor: 1		Analysis Time..: 20:46	Analyst ID.....: 001644	
			Instrument ID..: I5				
Calcium	5000	4750	mg/kg	95	SW846 6010B	10/02/07	J72LD1A8
			Dilution Factor: 1		Analysis Time..: 20:46	Analyst ID.....: 001644	
			Instrument ID..: I5				

(Continued on next page)

LABORATORY CONTROL SAMPLE DATA REPORT

TOTAL Metals

Client Lot #...: A7I250111 **Matrix.....:** SOLID

PARAMETER	SPIKE AMOUNT	MEASURED AMOUNT	UNITS	PERCNT RECVRY	METHOD	PREPARATION-ANALYSIS DATE	WORK ORDER #
Chromium	20.0	18.7	mg/kg	94	SW846 6010B	10/02/07	J72LD1A9
			Dilution Factor: 1		Analysis Time..: 20:46	Analyst ID.....: 001644	
			Instrument ID..: I5				
Cobalt	50.0	47.0	mg/kg	94	SW846 6010B	10/02/07	J72LD1CA
			Dilution Factor: 1		Analysis Time..: 20:46	Analyst ID.....: 001644	
			Instrument ID..: I5				
Copper	25.0	23.9	mg/kg	95	SW846 6010B	10/02/07	J72LD1CC
			Dilution Factor: 1		Analysis Time..: 20:46	Analyst ID.....: 001644	
			Instrument ID..: I5				
Iron	100	102	mg/kg	102	SW846 6010B	10/02/07	J72LD1CD
			Dilution Factor: 1		Analysis Time..: 20:46	Analyst ID.....: 001644	
			Instrument ID..: I5				
Magnesium	5000	4570	mg/kg	91	SW846 6010B	10/02/07	J72LD1CE
			Dilution Factor: 1		Analysis Time..: 20:46	Analyst ID.....: 001644	
			Instrument ID..: I5				
Manganese	50.0	45.9	mg/kg	92	SW846 6010B	10/02-10/03/07	J72LD1CF
			Dilution Factor: 1		Analysis Time..: 05:47	Analyst ID.....: 001637	
			Instrument ID..: I6				
Nickel	50.0	47.8	mg/kg	96	SW846 6010B	10/02/07	J72LD1CG
			Dilution Factor: 1		Analysis Time..: 20:46	Analyst ID.....: 001644	
			Instrument ID..: I5				
Potassium	5000	4740	mg/kg	95	SW846 6010B	10/02/07	J72LD1CH
			Dilution Factor: 1		Analysis Time..: 20:46	Analyst ID.....: 001644	
			Instrument ID..: I5				
Silver	5.0	4.9	mg/kg	98	SW846 6010B	10/02/07	J72LD1CJ
			Dilution Factor: 1		Analysis Time..: 20:46	Analyst ID.....: 001644	
			Instrument ID..: I5				
Sodium	5000	4750	mg/kg	95	SW846 6010B	10/02/07	J72LD1CK
			Dilution Factor: 1		Analysis Time..: 20:46	Analyst ID.....: 001644	
			Instrument ID..: I5				
Vanadium	50.0	47.0	mg/kg	94	SW846 6010B	10/02/07	J72LD1CL
			Dilution Factor: 1		Analysis Time..: 20:46	Analyst ID.....: 001644	
			Instrument ID..: I5				

(Continued on next page)

LABORATORY CONTROL SAMPLE DATA REPORT

TOTAL Metals

Client Lot #...: A7I250111 **Matrix.....:** SOLID

PARAMETER	SPIKE AMOUNT	MEASURED AMOUNT	UNITS	PERCNT RECVRY	METHOD	PREPARATION-ANALYSIS DATE	WORK ORDER #
Zinc	50.0	48.9	mg/kg	98	SW846 6010B	10/02/07	J72LD1CM
			Dilution Factor: 1		Analysis Time..: 20:46	Analyst ID.....: 001644	
			Instrument ID..: I5				
Mercury	0.83	0.80	mg/kg	96	SW846 7471A	10/02-10/05/07	J72LD1CT
			Dilution Factor: 1		Analysis Time..: 10:32	Analyst ID.....: 001086	
			Instrument ID..: H1				

NOTE(S):

Calculations are performed before rounding to avoid round-off errors in calculated results.

MATRIX SPIKE SAMPLE EVALUATION REPORT

TOTAL Metals

Client Lot #...: A7I250111 **Matrix.....:** SO
Date Sampled...: 09/21/07 10:55 **Date Received..:** 09/22/07

PARAMETER	PERCENT RECOVERY	RECOVERY LIMITS	RPD	RPD LIMITS	METHOD	PREPARATION-ANALYSIS DATE	WORK ORDER #
MS Lot-Sample #: A7I250111-005 **Prep Batch #...:** 7275022							
Aluminum	NC,MSB	(75 - 125)			SW846 6010B	10/02/07	J7KE21AG
	NC,MSB	(75 - 125)		(0-20)	SW846 6010B	10/02/07	J7KE21AH
		Dilution Factor: 1					
		Analysis Time..: 20:56		Instrument ID..: I5		Analyst ID.....: 001644	
Arsenic	90	(75 - 125)			SW846 6010B	10/02/07	J7KE21C9
	83	(75 - 125)	7.3	(0-20)	SW846 6010B	10/02/07	J7KE21DA
		Dilution Factor: 1					
		Analysis Time..: 20:56		Instrument ID..: I5		Analyst ID.....: 001644	
Antimony	76	(75 - 125)			SW846 6010B	10/02/07	J7KE21AK
	66 N	(75 - 125)	14	(0-20)	SW846 6010B	10/02/07	J7KE21AL
		Dilution Factor: 1					
		Analysis Time..: 20:56		Instrument ID..: I5		Analyst ID.....: 001644	
Lead	87	(75 - 125)			SW846 6010B	10/02/07	J7KE21DD
	85	(75 - 125)	2.3	(0-20)	SW846 6010B	10/02/07	J7KE21DE
		Dilution Factor: 1					
		Analysis Time..: 20:56		Instrument ID..: I5		Analyst ID.....: 001644	
Barium	98	(75 - 125)			SW846 6010B	10/02/07	J7KE21AN
	91	(75 - 125)	6.3	(0-20)	SW846 6010B	10/02/07	J7KE21AP
		Dilution Factor: 1					
		Analysis Time..: 20:56		Instrument ID..: I5		Analyst ID.....: 001644	
Selenium	89	(75 - 125)			SW846 6010B	10/02/07	J7KE21DG
	82	(75 - 125)	8.7	(0-20)	SW846 6010B	10/02/07	J7KE21DH
		Dilution Factor: 1					
		Analysis Time..: 20:56		Instrument ID..: I5		Analyst ID.....: 001644	
Beryllium	93	(75 - 125)			SW846 6010B	10/02/07	J7KE21AR
	87	(75 - 125)	6.1	(0-20)	SW846 6010B	10/02/07	J7KE21AT
		Dilution Factor: 1					
		Analysis Time..: 20:56		Instrument ID..: I5		Analyst ID.....: 001644	
Thallium	87	(75 - 125)			SW846 6010B	10/02/07	J7KE21DK
	80	(75 - 125)	7.9	(0-20)	SW846 6010B	10/02/07	J7KE21DL
		Dilution Factor: 1					
		Analysis Time..: 20:56		Instrument ID..: I5		Analyst ID.....: 001644	

(Continued on next page)

MATRIX SPIKE SAMPLE EVALUATION REPORT

TOTAL Metals

Client Lot #...: A7I250111 **Matrix.....:** SO
Date Sampled...: 09/21/07 10:55 **Date Received..:** 09/22/07

PARAMETER	PERCENT RECOVERY	RECOVERY LIMITS	RPD	RPD LIMITS	METHOD	PREPARATION-ANALYSIS DATE	WORK ORDER #
Cadmium	86	(75 - 125)			SW846 6010B	10/02/07	J7KE21AV
	83	(75 - 125)	3.9	(0-20)	SW846 6010B	10/02/07	J7KE21AW
		Dilution Factor: 1					
		Analysis Time..: 20:56			Instrument ID..: I5	Analyst ID.....: 001644	
Calcium	NC,MSB	(75 - 125)			SW846 6010B	10/02-10/03/07	J7KE21A0
	NC,MSB	(75 - 125)		(0-20)	SW846 6010B	10/02-10/03/07	J7KE21A1
		Dilution Factor: 5					
		Analysis Time..: 05:59			Instrument ID..: I6	Analyst ID.....: 001637	
Chromium	96	(75 - 125)			SW846 6010B	10/02/07	J7KE21A3
	155 N,*	(75 - 125)	40	(0-20)	SW846 6010B	10/02/07	J7KE21A4
		Dilution Factor: 1					
		Analysis Time..: 20:56			Instrument ID..: I5	Analyst ID.....: 001644	
Cobalt	89	(75 - 125)			SW846 6010B	10/02/07	J7KE21A6
	83	(75 - 125)	6.5	(0-20)	SW846 6010B	10/02/07	J7KE21A7
		Dilution Factor: 1					
		Analysis Time..: 20:56			Instrument ID..: I5	Analyst ID.....: 001644	
Copper	104	(75 - 125)			SW846 6010B	10/02/07	J7KE21A9
	89	(75 - 125)	12	(0-20)	SW846 6010B	10/02/07	J7KE21CA
		Dilution Factor: 1					
		Analysis Time..: 20:56			Instrument ID..: I5	Analyst ID.....: 001644	
Iron	NC,MSB	(75 - 125)			SW846 6010B	10/02/07	J7KE21CD
	NC,MSB	(75 - 125)		(0-20)	SW846 6010B	10/02/07	J7KE21CE
		Dilution Factor: 1					
		Analysis Time..: 20:56			Instrument ID..: I5	Analyst ID.....: 001644	
Magnesium	NC,MSB	(75 - 125)			SW846 6010B	10/02-10/03/07	J7KE21CG
	NC,MSB	(75 - 125)		(0-20)	SW846 6010B	10/02-10/03/07	J7KE21CH
		Dilution Factor: 5					
		Analysis Time..: 05:59			Instrument ID..: I6	Analyst ID.....: 001637	
Manganese	NC,MSB	(75 - 125)			SW846 6010B	10/02-10/03/07	J7KE21CK
	NC,MSB	(75 - 125)		(0-20)	SW846 6010B	10/02-10/03/07	J7KE21CL
		Dilution Factor: 5					
		Analysis Time..: 05:59			Instrument ID..: I6	Analyst ID.....: 001637	
Nickel	90	(75 - 125)			SW846 6010B	10/02/07	J7KE21CN
	86	(75 - 125)	3.5	(0-20)	SW846 6010B	10/02/07	J7KE21CP
		Dilution Factor: 1					
		Analysis Time..: 20:56			Instrument ID..: I5	Analyst ID.....: 001644	

(Continued on next page)

MATRIX SPIKE SAMPLE EVALUATION REPORT

TOTAL Metals

Client Lot #...: A7I250111 **Matrix.....:** SO
Date Sampled...: 09/21/07 10:55 **Date Received..:** 09/22/07

PARAMETER	PERCENT RECOVERY	RECOVERY LIMITS	RPD	RPD LIMITS	METHOD	PREPARATION-ANALYSIS DATE	WORK ORDER #
Potassium	108	(75 - 125)			SW846 6010B	10/02/07	J7KE21CR
	96	(75 - 125)	11	(0-20)	SW846 6010B	10/02/07	J7KE21CT
		Dilution Factor: 1					
		Analysis Time..: 20:56			Instrument ID..: I5	Analyst ID.....: 001644	
Silver	99	(75 - 125)			SW846 6010B	10/02/07	J7KE21CV
	91	(75 - 125)	8.7	(0-20)	SW846 6010B	10/02/07	J7KE21CW
		Dilution Factor: 1					
		Analysis Time..: 20:56			Instrument ID..: I5	Analyst ID.....: 001644	
Sodium	98	(75 - 125)			SW846 6010B	10/02/07	J7KE21C0
	89	(75 - 125)	9.0	(0-20)	SW846 6010B	10/02/07	J7KE21C1
		Dilution Factor: 1					
		Analysis Time..: 20:56			Instrument ID..: I5	Analyst ID.....: 001644	
Vanadium	98	(75 - 125)			SW846 6010B	10/02/07	J7KE21C3
	99	(75 - 125)	1.5	(0-20)	SW846 6010B	10/02/07	J7KE21C4
		Dilution Factor: 1					
		Analysis Time..: 20:56			Instrument ID..: I5	Analyst ID.....: 001644	
Zinc	100	(75 - 125)			SW846 6010B	10/02/07	J7KE21C6
	92	(75 - 125)	6.0	(0-20)	SW846 6010B	10/02/07	J7KE21C7
		Dilution Factor: 1					
		Analysis Time..: 20:56			Instrument ID..: I5	Analyst ID.....: 001644	
Mercury	89	(11 - 192)			SW846 7471A	10/02-10/05/07	J7KE21DN
	87	(11 - 192)	2.5	(0-20)	SW846 7471A	10/02-10/05/07	J7KE21DP
		Dilution Factor: 1					
		Analysis Time..: 10:35			Instrument ID..: H1	Analyst ID.....: 001086	

NOTE(S):

Calculations are performed before rounding to avoid round-off errors in calculated results.

Results and reporting limits have been adjusted for dry weight.

NC The recovery and/or RPD were not calculated.

MSB The recovery and RPD were not calculated because the sample amount was greater than four times the spike amount.

N Spiked analyte recovery is outside stated control limits.

* Relative percent difference (RPD) is outside stated control limits.

MATRIX SPIKE SAMPLE DATA REPORT

TOTAL Metals

Client Lot #...: A7I250111 **Matrix.....:** SO
Date Sampled...: 09/21/07 10:55 **Date Received..:** 09/22/07

PARAMETER	SAMPLE AMOUNT	SPIKE AMT	MEASRD AMOUNT	UNITS	PERCNT RECVRY	RPD	METHOD	PREPARATION-ANALYSIS DATE	WORK ORDER #
MS Lot-Sample #: A7I250111-005 **Prep Batch #...:** 7275022									
Aluminum									
	1690	210	2950	mg/kg			SW846 6010B	10/02/07	J7KE21AG
			Qualifiers: NC,MSB						
	1690	210	3640	mg/kg			SW846 6010B	10/02/07	J7KE21AH
			Qualifiers: NC,MSB						
			Dilution Factor: 1						
			Analysis Time..: 20:56		Instrument ID..: I5			Analyst ID.....: 001644	
Arsenic									
	4.0	210	192	mg/kg	90		SW846 6010B	10/02/07	J7KE21C9
	4.0	210	179	mg/kg	83	7.3	SW846 6010B	10/02/07	J7KE21DA
			Dilution Factor: 1						
			Analysis Time..: 20:56		Instrument ID..: I5			Analyst ID.....: 001644	
Antimony									
	ND	52.4	39.8	mg/kg	76		SW846 6010B	10/02/07	J7KE21AK
	ND	52.4	34.8 N	mg/kg	66	14	SW846 6010B	10/02/07	J7KE21AL
			Dilution Factor: 1						
			Analysis Time..: 20:56		Instrument ID..: I5			Analyst ID.....: 001644	
Lead									
	3.3	52.4	48.8	mg/kg	87		SW846 6010B	10/02/07	J7KE21DD
	3.3	52.4	47.7	mg/kg	85	2.3	SW846 6010B	10/02/07	J7KE21DE
			Dilution Factor: 1						
			Analysis Time..: 20:56		Instrument ID..: I5			Analyst ID.....: 001644	
Barium									
	15.1	210	220	mg/kg	98		SW846 6010B	10/02/07	J7KE21AN
	15.1	210	206	mg/kg	91	6.3	SW846 6010B	10/02/07	J7KE21AP
			Dilution Factor: 1						
			Analysis Time..: 20:56		Instrument ID..: I5			Analyst ID.....: 001644	
Selenium									
	ND	210	188	mg/kg	89		SW846 6010B	10/02/07	J7KE21DG
	ND	210	172	mg/kg	82	8.7	SW846 6010B	10/02/07	J7KE21DH
			Dilution Factor: 1						
			Analysis Time..: 20:56		Instrument ID..: I5			Analyst ID.....: 001644	
Beryllium									
	0.12	5.2	5.0	mg/kg	93		SW846 6010B	10/02/07	J7KE21AR
	0.12	5.2	4.7	mg/kg	87	6.1	SW846 6010B	10/02/07	J7KE21AT
			Dilution Factor: 1						
			Analysis Time..: 20:56		Instrument ID..: I5			Analyst ID.....: 001644	

(Continued on next page)

MATRIX SPIKE SAMPLE DATA REPORT

TOTAL Metals

Client Lot #...: A7I250111 **Matrix.....:** SO
Date Sampled...: 09/21/07 10:55 **Date Received..:** 09/22/07

PARAMETER	SAMPLE AMOUNT	SPIKE AMT	MEASRD AMOUNT	UNITS	PERCNT RECVRY	RPD	METHOD	PREPARATION-ANALYSIS DATE	WORK ORDER #
Thallium									
	0.77	210	183	mg/kg	87		SW846 6010B	10/02/07	J7KE21DK
	0.77	210	169	mg/kg	80	7.9	SW846 6010B	10/02/07	J7KE21DL
			Dilution Factor: 1						
			Analysis Time..: 20:56		Instrument ID..: I5			Analyst ID.....: 001644	
Cadmium									
	0.15	5.2	4.7	mg/kg	86		SW846 6010B	10/02/07	J7KE21AV
	0.15	5.2	4.5	mg/kg	83	3.9	SW846 6010B	10/02/07	J7KE21AW
			Dilution Factor: 1						
			Analysis Time..: 20:56		Instrument ID..: I5			Analyst ID.....: 001644	
Calcium									
	100000	5240	127000	mg/kg			SW846 6010B	10/02-10/03/07	J7KE21A0
			Qualifiers: NC,MSB						
	100000	5240	87800	mg/kg			SW846 6010B	10/02-10/03/07	J7KE21A1
			Qualifiers: NC,MSB						
			Dilution Factor: 5						
			Analysis Time..: 05:59		Instrument ID..: I6			Analyst ID.....: 001637	
Chromium									
	4.5	21.0	24.7	mg/kg	96		SW846 6010B	10/02/07	J7KE21A3
	4.5	21.0	37.0	mg/kg	155	40	SW846 6010B	10/02/07	J7KE21A4
			Qualifiers: N,*						
			Dilution Factor: 1						
			Analysis Time..: 20:56		Instrument ID..: I5			Analyst ID.....: 001644	
Cobalt									
	2.5	52.4	48.9	mg/kg	89		SW846 6010B	10/02/07	J7KE21A6
	2.5	52.4	45.9	mg/kg	83	6.5	SW846 6010B	10/02/07	J7KE21A7
			Dilution Factor: 1						
			Analysis Time..: 20:56		Instrument ID..: I5			Analyst ID.....: 001644	
Copper									
	6.0	26.2	33.2	mg/kg	104		SW846 6010B	10/02/07	J7KE21A9
	6.0	26.2	29.3	mg/kg	89	12	SW846 6010B	10/02/07	J7KE21CA
			Dilution Factor: 1						
			Analysis Time..: 20:56		Instrument ID..: I5			Analyst ID.....: 001644	
Iron									
	5520	105	6290	mg/kg			SW846 6010B	10/02/07	J7KE21CD
			Qualifiers: NC,MSB						
	5520	105	9700	mg/kg			SW846 6010B	10/02/07	J7KE21CE
			Qualifiers: NC,MSB						
			Dilution Factor: 1						
			Analysis Time..: 20:56		Instrument ID..: I5			Analyst ID.....: 001644	

(Continued on next page)

MATRIX SPIKE SAMPLE DATA REPORT

TOTAL Metals

Client Lot #...: A7I250111 **Matrix.....:** SO
Date Sampled...: 09/21/07 10:55 **Date Received..:** 09/22/07

PARAMETER	SAMPLE AMOUNT	SPIKE AMT	MEASRD AMOUNT	UNITS	PERCNT RECVRY	RPD	METHOD	PREPARATION-ANALYSIS DATE	WORK ORDER #
Magnesium									
	26300	5240	65300	mg/kg			SW846 6010B	10/02-10/03/07	J7KE21CG
			Qualifiers: NC,MSB						
	26300	5240	42700	mg/kg			SW846 6010B	10/02-10/03/07	J7KE21CH
			Qualifiers: NC,MSB						
			Dilution Factor: 5						
			Analysis Time..: 05:59		Instrument ID..: I6			Analyst ID.....: 001637	
Manganese									
	260	52.4	327	mg/kg			SW846 6010B	10/02-10/03/07	J7KE21CK
			Qualifiers: NC,MSB						
	260	52.4	292	mg/kg			SW846 6010B	10/02-10/03/07	J7KE21CL
			Qualifiers: NC,MSB						
			Dilution Factor: 5						
			Analysis Time..: 05:59		Instrument ID..: I6			Analyst ID.....: 001637	
Nickel									
	6.9	52.4	53.9	mg/kg	90		SW846 6010B	10/02/07	J7KE21CN
	6.9	52.4	52.0	mg/kg	86	3.5	SW846 6010B	10/02/07	J7KE21CP
			Dilution Factor: 1						
			Analysis Time..: 20:56		Instrument ID..: I5			Analyst ID.....: 001644	
Potassium									
	403	5240	6060	mg/kg	108		SW846 6010B	10/02/07	J7KE21CR
	403	5240	5440	mg/kg	96	11	SW846 6010B	10/02/07	J7KE21CT
			Dilution Factor: 1						
			Analysis Time..: 20:56		Instrument ID..: I5			Analyst ID.....: 001644	
Silver									
	ND	5.2	5.2	mg/kg	99		SW846 6010B	10/02/07	J7KE21CV
	ND	5.2	4.8	mg/kg	91	8.7	SW846 6010B	10/02/07	J7KE21CW
			Dilution Factor: 1						
			Analysis Time..: 20:56		Instrument ID..: I5			Analyst ID.....: 001644	
Sodium									
	98.1	5240	5230	mg/kg	98		SW846 6010B	10/02/07	J7KE21C0
	98.1	5240	4780	mg/kg	89	9.0	SW846 6010B	10/02/07	J7KE21C1
			Dilution Factor: 1						
			Analysis Time..: 20:56		Instrument ID..: I5			Analyst ID.....: 001644	
Vanadium									
	6.4	52.4	57.6	mg/kg	98		SW846 6010B	10/02/07	J7KE21C3
	6.4	52.4	58.4	mg/kg	99	1.5	SW846 6010B	10/02/07	J7KE21C4
			Dilution Factor: 1						
			Analysis Time..: 20:56		Instrument ID..: I5			Analyst ID.....: 001644	

(Continued on next page)

MATRIX SPIKE SAMPLE DATA REPORT

TOTAL Metals

Client Lot #...: A7I250111 **Matrix.....:** SO
Date Sampled...: 09/21/07 10:55 **Date Received..:** 09/22/07

PARAMETER	SAMPLE AMOUNT	SPIKE AMT	MEASRD AMOUNT	UNITS	PERCNT RECVRY	RPD	METHOD	PREPARATION-ANALYSIS DATE	WORK ORDER #
Zinc									
	20.9	52.4	73.3	mg/kg	100		SW846 6010B	10/02/07	J7KE21C6
	20.9	52.4	69.1	mg/kg	92	6.0	SW846 6010B	10/02/07	J7KE21C7
			Dilution Factor: 1						
			Analysis Time..: 20:56		Instrument ID..: I5			Analyst ID.....: 001644	
Mercury									
	0.025	0.17	0.18	mg/kg	89		SW846 7471A	10/02-10/05/07	J7KE21DN
	0.025	0.17	0.18	mg/kg	87	2.5	SW846 7471A	10/02-10/05/07	J7KE21DP
			Dilution Factor: 1						
			Analysis Time..: 10:35		Instrument ID..: H1			Analyst ID.....: 001086	

NOTE(S):

Calculations are performed before rounding to avoid round-off errors in calculated results.

Results and reporting limits have been adjusted for dry weight.

NC The recovery and/or RPD were not calculated.

MSB The recovery and RPD were not calculated because the sample amount was greater than four times the spike amount.

N Spiked analyte recovery is outside stated control limits.

* Relative percent difference (RPD) is outside stated control limits.

GENERAL CHEMISTRY DATA

Conestoga-Rovers & Associates, Inc.

Client Sample ID: SO-017324-092107-MG-001

General Chemistry

Lot-Sample #...: A7I250111-001 **Work Order #...:** J7J70 **Matrix.....:** SO
Date Sampled...: 09/21/07 10:10 **Date Received..:** 09/22/07
% Moisture.....: 4.4

PARAMETER	RESULT	RL	UNITS	METHOD	PREPARATION-ANALYSIS DATE	PREP BATCH #
Percent Solids	**95.6**	**10.0**	**%**	**MCAWW 160.3 MOD**	**10/03-10/04/07**	**7276248**

Dilution Factor: 1 MDL.....: 10.0

Conestoga-Rovers & Associates, Inc.

Client Sample ID: SO-017324-092107-MG-002

General Chemistry

Lot-Sample #...: A7I250111-002 **Work Order #...:** J7KEV **Matrix.....:** SO
Date Sampled...: 09/21/07 10:15 **Date Received..:** 09/22/07
% Moisture.....: 4.7

PARAMETER	RESULT	RL	UNITS	METHOD	PREPARATION-ANALYSIS DATE	PREP BATCH #
Percent Solids	**95.3**	**10.0**	**%**	**MCAWW 160.3 MOD**	**10/03-10/04/07**	**7276248**

Dilution Factor: 1 MDL.....: 10.0

Conestoga-Rovers & Associates, Inc.

Client Sample ID: SO-017324-092107-MG-003

General Chemistry

Lot-Sample #...: A7I250111-003 **Work Order #...:** J7KEW **Matrix.....:** SO
Date Sampled...: 09/21/07 10:18 **Date Received..:** 09/22/07
% Moisture.....: 6.1

PARAMETER	RESULT	RL	UNITS	METHOD	PREPARATION-ANALYSIS DATE	PREP BATCH #
Percent Solids	**93.9**	**10.0**	**%**	**MCAWW 160.3 MOD**	**10/03-10/04/07**	**7276248**

Dilution Factor: 1 MDL.....: 10.0

Conestoga-Rovers & Associates, Inc.

Client Sample ID: SO-017324-092107-MG-004

General Chemistry

Lot-Sample #...: A7I250111-004 **Work Order #...:** J7KEX **Matrix.....:** SO
Date Sampled...: 09/21/07 10:25 **Date Received..:** 09/22/07
% Moisture.....: 15

PARAMETER	RESULT	RL	UNITS	METHOD	PREPARATION-ANALYSIS DATE	PREP BATCH #
Percent Solids	**85.2**	**10.0**	**%**	**MCAWW 160.3 MOD**	**10/03-10/04/07**	**7276248**

Dilution Factor: 1 MDL.....: 10.0

Conestoga-Rovers & Associates, Inc.

Client Sample ID: SO-017324-092107-MG-005

General Chemistry

Lot-Sample #...: A7I250111-005 **Work Order #...:** J7KE2 **Matrix.....:** SO
Date Sampled...: 09/21/07 10:55 **Date Received..:** 09/22/07
% Moisture.....: 4.6

PARAMETER	RESULT	RL	UNITS	METHOD	PREPARATION-ANALYSIS DATE	PREP BATCH #
Hexavalent Chromium	**0.87**	**0.84**	**mg/kg**	**SW846 7196A**	**09/26/07**	**7269571**
	Dilution Factor: 1			MDL.....: 0.22		
Percent Solids	**95.4**	**10.0**	**%**	**MCAWW 160.3 MOD**	**10/03-10/04/07**	**7276248**
	Dilution Factor: 1			MDL.....: 10.0		

NOTE(S):

RL Reporting Limit

Results and reporting limits have been adjusted for dry weight.

Conestoga-Rovers & Associates, Inc.

Client Sample ID: SO-017324-092107-MG-006

General Chemistry

Lot-Sample #...: A7I250111-006 **Work Order #...:** J7KE4 **Matrix.....:** SO
Date Sampled...: 09/21/07 11:30 **Date Received..:** 09/22/07
% Moisture.....: 5.0

PARAMETER	RESULT	RL	UNITS	METHOD	PREPARATION-ANALYSIS DATE	PREP BATCH #
Hexavalent Chromium	**0.40 B**	**0.84**	**mg/kg**	**SW846 7196A**	**09/26/07**	**7269571**
	Dilution Factor: 1			MDL.....: 0.22		
Percent Solids	**95.0**	**10.0**	**%**	**MCAWW 160.3 MOD**	**10/03-10/04/07**	**7276248**
	Dilution Factor: 1			MDL.....: 10.0		

NOTE(S):

RL Reporting Limit

Results and reporting limits have been adjusted for dry weight.

B Estimated result. Result is less than RL.

Conestoga-Rovers & Associates, Inc.

Client Sample ID: SO-017324-092107-MG-007

General Chemistry

Lot-Sample #...: A7I250111-007 **Work Order #...:** J7KE5 **Matrix.....:** SO
Date Sampled...: 09/21/07 11:55 **Date Received..:** 09/22/07
% Moisture.....: 4.5

PARAMETER	RESULT	RL	UNITS	METHOD	PREPARATION-ANALYSIS DATE	PREP BATCH #
Hexavalent Chromium	**0.47 B**	**0.84**	**mg/kg**	**SW846 7196A**	**09/26/07**	**7269571**
	Dilution Factor: 1			MDL.....: 0.22		
Percent Solids	**95.5**	**10.0**	**%**	**MCAWW 160.3 MOD**	**10/03-10/04/07**	**7276248**
	Dilution Factor: 1			MDL.....: 10.0		

NOTE(S):

RL Reporting Limit

Results and reporting limits have been adjusted for dry weight.

B Estimated result. Result is less than RL.

Conestoga-Rovers & Associates, Inc.

Client Sample ID: SO-017324-092107-MG-008

General Chemistry

Lot-Sample #...: A7I250111-008 **Work Order #...:** J7KE7 **Matrix.....:** SO
Date Sampled...: 09/21/07 12:30 **Date Received..:** 09/22/07
% Moisture.....: 5.8

PARAMETER	RESULT	RL	UNITS	METHOD	PREPARATION-ANALYSIS DATE	PREP BATCH #
Hexavalent Chromium	**0.57 B**	**0.85**	**mg/kg**	**SW846 7196A**	**09/26/07**	**7269571**
	Dilution Factor: 1			MDL.....: 0.22		
Percent Solids	**94.2**	**10.0**	**%**	**MCAWW 160.3 MOD**	**10/03-10/04/07**	**7276248**
	Dilution Factor: 1			MDL.....: 10.0		

NOTE(S):

RL Reporting Limit

Results and reporting limits have been adjusted for dry weight.

B Estimated result. Result is less than RL.

Conestoga-Rovers & Associates, Inc.

Client Sample ID: SO-017324-092107-MG-009

General Chemistry

Lot-Sample #...: A7I250111-009 **Work Order #...:** J7KE8 **Matrix.....:** SO
Date Sampled...: 09/21/07 12:55 **Date Received..:** 09/22/07
% Moisture.....: 4.0

PARAMETER	RESULT	RL	UNITS	METHOD	PREPARATION-ANALYSIS DATE	PREP BATCH #
Hexavalent Chromium	**0.81 B**	**0.83**	**mg/kg**	**SW846 7196A**	**09/26/07**	**7269571**
	Dilution Factor: 1			MDL.....: 0.22		
Percent Solids	**96.0**	**10.0**	**%**	**MCAWW 160.3 MOD**	**10/03-10/04/07**	**7276248**
	Dilution Factor: 1			MDL.....: 10.0		

NOTE(S):

RL Reporting Limit

Results and reporting limits have been adjusted for dry weight.

B Estimated result. Result is less than RL.

METHOD BLANK REPORT

General Chemistry

Client Lot #...: A7I250111 **Matrix.....:** SOLID

PARAMETER	RESULT	REPORTING LIMIT	UNITS	METHOD	PREPARATION-ANALYSIS DATE	PREP BATCH #
Hexavalent Chromium		Work Order #: J7PVE1AA		MB Lot-Sample #:	A7I260000-571	
	ND	0.80	mg/kg	SW846 7196A	09/26/07	7269571
		Dilution Factor: 1				
Percent Solids		Work Order #: J753Q1AA		MB Lot-Sample #:	A7J030000-248	
	ND	10.0	%	MCAWW 160.3 MOD	10/03-10/04/07	7276248
		Dilution Factor: 1				

NOTE(S):

Calculations are performed before rounding to avoid round-off errors in calculated results.

LABORATORY CONTROL SAMPLE EVALUATION REPORT

General Chemistry

Client Lot #...: A7I250111 **Matrix.....:** SOLID

PARAMETER	PERCENT RECOVERY	RECOVERY LIMITS	METHOD	PREPARATION-ANALYSIS DATE	PREP BATCH #
Hexavalent Chromium		Work Order #: J7PVE1AC	LCS Lot-Sample#: A7I260000-571		
	113	(10 - 200)	SW846 7196A	09/26/07	7269571
		Dilution Factor: 1			

NOTE(S):

Calculations are performed before rounding to avoid round-off errors in calculated results.

LABORATORY CONTROL SAMPLE DATA REPORT

General Chemistry

Client Lot #...: A7I250111 **Matrix.....:** SOLID

PARAMETER	SPIKE AMOUNT	MEASURED AMOUNT	UNITS	PERCNT RECVRY	METHOD	PREPARATION-ANALYSIS DATE	PREP BATCH #
Hexavalent Chromium	Work Order #: J7PVE1AC LCS Lot-Sample#: A7I260000-571						
	644	726	mg/kg	113	SW846 7196A	09/26/07	7269571
	Dilution Factor: 1						

NOTE(S):

Calculations are performed before rounding to avoid round-off errors in calculated results.

SAMPLE DUPLICATE EVALUATION REPORT

General Chemistry

Client Lot #...: A7I250111 **Work Order #...:** J7KEX-SMP J7KEX-DUP **Matrix.....:** SO

Date Sampled...: 09/21/07 10:25 **Date Received..:** 09/22/07

% Moisture.....: 15

PARAM	RESULT	DUPLICATE RESULT	UNITS	RPD	RPD LIMIT	METHOD	PREPARATION-ANALYSIS DATE	PREP BATCH #
Percent Solids						SD Lot-Sample #: A7I250111-004		
	85.2	84.0	%	1.4	(0-20)	MCAWW 160.3 MOD	10/03-10/04/07	7276248

Dilution Factor: 1

SAMPLE DUPLICATE EVALUATION REPORT

General Chemistry

Client Lot #...: A7I250111 **Work Order #...:** J7KE2-SMP J7KE2-DUP **Matrix.....:** SO

Date Sampled...: 09/21/07 10:55 **Date Received..:** 09/22/07

% Moisture.....: 4.6

PARAM	RESULT	DUPLICATE RESULT	UNITS	RPD	RPD LIMIT	METHOD	PREPARATION-ANALYSIS DATE	PREP BATCH #
Percent Solids						SD Lot-Sample #: A7I250111-005		
	95.4	94.8	%	0.63	(0-20)	MCAWW 160.3 MOD	10/03-10/04/07	7276248

Dilution Factor: 1

TestAmerica
THE LEADER IN ENVIRONMENTAL TESTING

END OF REPORT

CONESTOGA-ROVERS & ASSOCIATES

6520 Corporate Drive
Indianapolis, Indiana 46278
Telephone: (317) 291-7007 Fax: (317) 328-2666
www.CRAworld.com

MEMORANDUM

TO:	Greg Carli	REF. NO.:	017324-02
FROM:	Michael Richardson/sl/02 MLR 11/1/07	DATE:	November 1, 2007
C.C.:	Shannon Richardson, Leanne Whiteley		
RE:	**Data Quality Assessment and Validation for the Soil and Groundwater Samples Collected from the GM Manual Transmission Site in Muncie, Indiana.**		

The following details the data quality assessment and validation conducted for the soil and groundwater samples collected on September 21, 2007 from the GM Manual Transmission Site in Muncie, Indiana. The sample summary detailing sample identification, sample location, quality control samples, and analytical parameters is presented in Table 1. The samples were analyzed by TestAmerica Laboratories, Inc. (TestAmerica) of North Canton, Ohio, in accordance with the methodologies presented in Table 2.

The quality control criteria used to assess the data were established by the methods and the quality assurance project plan (QAPP). Application of quality assurance criteria was consistent with the following guidance documents:

i. "Analytical Data Quality Assessment and Validation Standard Operating Procedure (SOP)", prepared by Conestoga-Rovers & Associates (CRA), Revision 1.1, March 2004;

ii. "USEPA Contract Laboratory Program National Functional Guidelines for Organic Data Review", EPA-540/R-99/008, October 1999; and

iii. "USEPA Contract Laboratory Program National Functional Guidelines for Inorganic Review", EPA-540/R-94/013, February 1994.

These guidelines are collectively referred to as "CRA SOP" and "NFGs", respectively, in this Memorandum.

Sample Quantitation

The laboratory reported detected concentrations of volatile organic compounds (VOCs) and inorganics below the laboratory's practical quantitation limit (PQL)/report limit (RL) but above the laboratory's method detection limit (MDL). The laboratory flagged these sample concentrations with a "J" or a "B" for organics and inorganics, respectively. These concentrations should be qualified as estimated (J) values unless qualified otherwise in this memorandum. The laboratory "B" flags may be disregarded.

Sample Preservation and Holding Times

Sample holding time periods and preservation requirements are presented in Table 2.

The samples, as indicated by the sample collection, extraction and analysis dates on the chain-of-custody forms and analytical reports provided by TestAmerica were prepared and analyzed within the required holding time periods.

The samples were shipped and maintained in accordance with the samples preservation requirements.

Gas Chromatography/Mass Spectrometer (GC/MS) – Tuning and Mass Calibration (Instrument Performance Check) – Organic Analyses

To ensure adequate mass resolution, identification, and to some degree, sensitivity; the performance of each GC/MS instrument used for VOC analyses was checked at the beginning of each 12-hour period using bromofluorobenzene (BFB). The resulting spectra must meet the criteria cited in the NFGs before initiating an analysis sequence.

Instrument performance check data were reviewed. These tuning compounds were analyzed at the required frequency throughout the VOC analyses. The results of all instrument performance checks were within the acceptance criteria, indicating acceptable instrument performance.

Initial Calibration – Organic Analyses

Initial calibration data are used to demonstrate that each instrument is capable of generating acceptable quantitative data. A five-point calibration curve containing all compounds of interest is analyzed to characterize instrument response for each over a specific concentration range.

Initial calibration criteria for organic analyses are evaluated against the following criteria:

i. GC/MS (all compounds) – must meet a minimum mean relative response factor (RRF) of 0.05; and

ii. GC/MS (all compounds) – the percent relative standard deviation (RSD) values must not exceed 30.0 percent or a minimum coefficient of determination of 0.99 if quadratic equation calibration curves are used.

Calibration standards were analyzed at the required frequency and the results met the above criteria for linearity and sensitivity.

Continuing Calibration – Organic Analyses

To ensure that each instrument was capable of producing acceptable quantitative data over the analysis period, continuing calibration standards must be analyzed every 12 hours for GC/MS analyses. The following criteria are employed to evaluate the continuing calibration data:

i. GC/MS (all compounds) – must meet a minimum mean RRF of 0.05;

ii. GC/MS (all compounds) – the percent difference between the mean initial calibration RRF and the continuing calibration RRF must not exceed 25 percent; and

iii. GC/MS (compounds determined by quadratic curve) – the percent drift between the true value and the continuing calibration value must not exceed 25 percent.

Calibration standards were analyzed at the required frequency and the results met the above criteria for instrument sensitivity and linearity of response and sensitivity.

Initial Calibration – Inorganic Analyses

The initial calibration includes a blank and at least one standard for inductively coupled plasma (ICP) to establish the analytical curve. Mercury analysis by cold vapor atomic absorption spectroscopy (CVAA) requires the analysis of a calibration blank and a minimum of five standards to establish the calibration curve. The coefficient of variation for calibration curves must exceed 0.995.

Initial calibration is verified with an initial calibration verification (ICV) standard which must recover within 90 to 110 percent for metals by ICP and 80 to 120 percent for mercury by CVAA.

A review of the laboratory data showed that the inorganic initial calibration curves and ICVs were analyzed at the appropriate frequency and were within the acceptance criteria.

Continuing Calibration – Inorganic Analyses

Continuing calibration verification (CCV) standards are analyzed at method specified frequency (one every 10 samples). The CCVs must meet the percent recovery control limits specified above for the ICVs. Criteria for inorganic analyses are the same criteria as used for assessing the initial calibration data.

A review of the laboratory data showed that CCVs were analyzed at the appropriate frequency and the data were within the acceptance criteria.

Method Blank Samples

Method blank samples are prepared from a purified sample matrix and are processed concurrently with investigative samples to assess the presence and the magnitude of sample contamination introduced during sample analysis. Method blank samples are analyzed at a minimum frequency of one per analytical batch and target analytes should be non-detect.

Several laboratory method blanks were reported with parameters detected but the associated sample concentrations were either non-detect or five (5) times greater than or ten (10) times greater than the method blank result; therefore, no qualification was required.

The samples presented in Table 3 should be qualified due to laboratory contamination. The laboratory flagged the organic concentrations with a "B" and the inorganics with a "J", both of which may be disregarded. The remaining method blank samples were reported to be free from detectable levels of target analytes, indicating no additional laboratory-attributable contamination occurred.

Laboratory Blank Samples – Inorganic Analyses

Metals analyses include the analysis of initial calibration blanks (ICB) and continuing calibration blanks (CCB) to assess the presence and the magnitude of sample contamination introduced during sample analysis. The CCBs are analyzed at a minimum frequency of one every 10 samples and target analytes should be non-detect.

Several ICB and CCBs were reported with detectable concentrations of target analytes. However, the associated sample results were either non-detect or greater than five times the amount detected in the blank; therefore, no qualification was necessary. The remaining ICB and CCBs were reported to be free from detectable levels of target analytes, indicating no additional laboratory-attributable contamination occurred.

Surrogate Compounds – Organic Analyses

Individual sample performance for organic analyses was monitored by assessing the results of surrogate compound percent recoveries. Surrogate percent recoveries are reviewed against the laboratory developed control limits provided in the analytical report. The surrogate recovery acceptance criteria were met for all samples that could be evaluated or did not warrant qualification.

Matrix Spike/Matrix Spike Duplicate Analyses

To assess the long-term accuracy and precision of the analytical methods on various matrices, matrix spike/matrix spike duplicate (MS/MSD) percent recoveries and the relative percent difference (RPD) of the concentrations were determined. The organic MS/MSD percent recovery and RPD control limits are established by the laboratory. The inorganic control limits are defined by the methods and the NFG, which require recoveries between 75 to 125 percent with RPDs less than 20 percent for water samples. The samples selected for MS/MSD analysis are identified in Table 1.

In some sample batches, no Site-specific samples were utilized as MS/MSDs; precision and accuracy were verified by the analysis of the laboratory control sample/laboratory control sample duplicate (LCS/LCSD). Qualification of samples associated with these MS/MSDs was not performed. The samples that should be qualified due to violation of MS/MSD percent recovery and/or RPD acceptance criteria are outlined in Table 4. The MS/MSD percent recoveries and associated RPD acceptance criteria were met in the remaining sample analyses or did not warrant qualification.

Laboratory Control Sample/Laboratory Control Sample Duplicate Analysis

The LCS/LCSD analyses serve as a monitor of the overall performance in all steps of the sample analysis and are analyzed with each sample batch. The LCS/LCSD percent recoveries were evaluated against method and laboratory established control limits.

The LCS/LCSD percent recoveries were within the laboratory control limits or did not warrant qualification, indicating that an acceptable level of overall performance was achieved.

Laboratory precision was verified by the RPD of the LCS/LCSD when a MS/MSD was not analyzed.

The RPDs were within the laboratory control limits, indicating that an acceptable level of overall laboratory precision was achieved.

Internal Standard Summaries – Organic Analyses

To correct for variability in the GC/MS response and sensitivity, internal standard (IS) compounds are added to all samples. All results are calculated as a ratio of the compound and associated IS response. Overall instrument stability and performance for VOC analyses were monitored using IS peak area and

retention time (RT) data. The IS peak areas and RTs of the samples are required to meet the following criteria:

i. IS area counts must not vary by more than a factor of two (-50 percent to +100 percent) from the associated continuing calibration standard IS area counts; and

ii. the RT of the IS must not vary by more than plus or minus 30 seconds from the associated continuing calibration standard.

A review of the VOC IS data showed that the IS area counts and RT data were within the acceptance criteria with the exception of the samples presented with qualifiers in Table 5.

Field Quality Assurance/Quality Control

The field quality assurance/quality control consisted of three (3) field duplicate sample sets and one (1) trip blank sample.

Overall precision for the sampling event and laboratory procedures was monitored using the results of the field duplicate sample sets. The RPDs associated with these duplicate samples must be less than 50 and 100 percent for water and soil samples, respectively. If the reported concentration in either the investigative sample or its duplicate is less than five times the RL, the evaluation criteria is one or two times the RL value for water and soil samples, respectively.

Table 6 presents the RPDs of detected analytes in duplicate sample sets with qualifiers. The data indicate that an adequate level of precision was achieved for the sampling event.

To monitor potential cross-contamination of VOCs during aqueous sample transportation and storage, a trip blank was submitted to the laboratory for VOC analysis with each shipping cooler containing multiple samples.

No target analytes were reported as detected in the trip blank sample.

Overall Assessment

The data were found to exhibit acceptable levels of accuracy and precision based on the provided information and may be used with the qualifications noted.

TABLE 1

SAMPLE COLLECTION AND ANALYSIS SUMMARY
AOIs 10 & 19 INVESTIGATION
SEPTEMBER 21, 2007
GM MANUAL TRANSMISSIONS OF MUNCIE
MUNCIE, INDIANA

						Analysis/Parameters		
Sample Identification	*Location*	*Matrix*	*QC Samples*	*Collection Date (mm/dd/yy)*	*Collection Time (hr:min)*	*TCL VOC*	*TAL Metals*	*Hexavalent Chromium*
SO-017324-092107-MG-001	BH-21	Soil	-	09/21/07	10:10	X		
SO-017324-092107-MG-002	BH-21	Soil	-	09/21/07	10:15	X		
SO-017324-092107-MG-003	BH-21	Soil	Duplicate	09/21/07	10:18	X		
SO-017324-092107-MG-004	BH-21	Soil	MS/MSD	09/21/07	10:25	X		
SO-017324-092107-MG-005	BH-22	Soil	MS/MSD	09/21/07	10:55		X	X
SO-017324-092107-MG-006	BH-23	Soil	-	09/21/07	11:30		X	X
SO-017324-092107-MG-007	BH-24	Soil	-	09/21/07	11:55		X	X
SO-017324-092107-MG-008	BH-25	Soil	-	09/21/07	12:30		X	X
SO-017324-092107-MG-009	BH-25	Soil	Duplicate	09/21/07	12:55		X	X
WG-017324-092107-MG-001	BH-21	Groundwater	-	09/21/07	14:40	X		
WG-017324-092107-MG-002	BH-21	Groundwater	Duplicate	09/21/07	14:45	X		
WQ-017324-092107-MG-001	Trip Blank	Water	Trip Blank	09/21/07	16:15	X		

TABLE 2

SUMMARY OF ANALYTICAL METHODS, HOLDING TIME PERIODS, AND PRESERVATIVES
AOIs 10 & 19 INVESTIGATION
SEPTEMBER 21, 2007
GM MANUAL TRANSMISSIONS OF MUNCIE
MUNCIE, INDIANA

Parameter	*Method*	*Matrix*	*Holding Time*	*Preservation* [2]
TCL VOC	SW-846 8260B [1]	Water	- 14 days from sample collection to completion of analysis.	pH < 2 and Iced, 4 ± 2° C
TCL VOC	SW-846 8260B	Soil	- 48 hours from sample collection to preservation - 14 days from sample preservation to completion of analysis	Iced, 4 ± 2° C
TAL Metals		Soil	- 180 days from sample collection to completion of analysis	Iced, 4 ± 2° C
Aluminum	SW-846 6010B			
Antimony	SW-846 6010B			
Arsenic	SW-846 6010B			
Barium	SW-846 6010B			
Beryllium	SW-846 6010B			
Cadmium	SW-846 6010B			
Calcium	SW-846 6010B			
Chromium	SW-846 6010B			
Cobalt	SW-846 6010B			
Copper	SW-846 6010B			
Iron	SW-846 6010B			
Lead	SW-846 6010B			
Magnesium	SW-846 6010B			
Manganese	SW-846 6010B			
Nickel	SW-846 6010B			
Potassium	SW-846 6010B			
Selenium	SW-846 6010B			
Silver	SW-846 6010B			
Sodium	SW-846 6010B			
Thallium	SW-846 6010B			
Vanadium	SW-846 6010B			
Zinc	SW-846 6010B			
Mercury	SW-846 7471A	Soil	- 28 days from sample collection to completion of analysis	Iced, 4 ± 2° C
Hexavalent Chromium	SW-846 7196A	Soil	- 30 days from sample collection to extraction - 24 hours from extraction to completion of analysis	Iced, 4 ± 2° C

[1] SW-846 - "Test Methods for Evaluating Solid Waste, Physical/Chemical Methods", SW-846, 3rd Edition, and Promulgated updates, November 1986

[2] pH preservativation is not required in soil samples.

TABLE 3

SUMMARY OF QUALIFIED SAMPLE DATA DUE TO METHOD BLANK CONTAMINATION
AOIs 10 & 19 INVESTIGATION
SEPTEMBER 21, 2007
GM MANUAL TRANSMISSIONS OF MUNCIE
MUNCIE, INDIANA

Parameter	*Analysis Date*	*Analyte*	*Blank Result*	*Sample ID*	*Sample Result*	*Units*	*Qualified Result*
TCL VOCs	09/27/07	Methylene Chloride	1.6 J	SO-017324-092107-MG-001	5.0 J	ug/kg	6.1 U
				SO-017324-092107-MG-002	5.2 J	ug/kg	6.1 U
	10/01/07	Acetone	7.6 J	SO-017324-092107-MG-003	10 J	ug/kg	25 U
				SO-017324-092107-MG-004	13 J	ug/kg	26 U
	10/02/07	Acetone	2.1 J	WG-017324-092107-MG-001	5.6 J	ug/L	10 U
		2-Butanone (MEK)	0.57 J	WG-017324-092107-MG-001	1.1 J	ug/L	10 U

Notes:

ug/L - micrograms per liter
ug/kg - micrograms per kilogram
U - not present at or above the
J - estimated concentration

TABLE 4

SUMMARY OF QUALIFIED SAMPLE DATA DUE TO OUTLYING MATRIX SPIKE/MATRIX SPIKE DUPLICATE RECOVERIES
AOIs 10 & 19 INVESTIGATION
SEPTEMBER 21, 2007
GM MANUAL TRANSMISSIONS OF MUNCIE
MUNCIE, INDIANA

Parameter	*Affected Sample ID*	*Analyte*	*MS Recovery (percent)*	*MSD Recovery (percent)*	*RPD*	*Control Limits*		*Sample Result*	*Units*	*Qualifier*
						Recovery (percent)	*RPD (percent)*			
TAL Metals	SO-017324-092107-MG-005	Antimony	76	66	14	75-125	0-20	6.3 U	mg/kg	UJ
		Chromium	96	155	40	75-125	0-20	4.5 J	mg/kg	J

Notes:

mg/kg - milligrams per kilogram
U - not present at or above the associated value
J - estimated concentration
UJ - estimated reporting limit
RPD - Relative Percent Difference

TABLE 5

SUMMARY OF QUALIFIED SAMPLE DATA DUE TO VIOLATION OF INTERNAL STANDARD RECOVERY ACCEPTANCE CRITERIA
AOIs 10 & 19 INVESTIGATION
SEPTEMBER 21, 2007
GM MANUAL TRANSMISSIONS OF MUNCIE
MUNCIE, INDIANA

Parameter	*Sample ID*	*Internal Standard (IS)*	*IS Area Count (percent)*	*Control Limits (percent)*	*Analytes*	*Sample Result*	*Units*	*Qualifier*
TCL VOCs	SO-017324-092107-MG-002	1,4-Dichlorobenzene-d4	-58.08	-50	1,2-Dichlorobenzene	6.1 U	ug/kg	UJ
					1,3-Dichlorobenzene	6.1 U	ug/kg	UJ
					1,4-Dichlorobenzene	6.1 U	ug/kg	UJ
					1,2-Dibromo-3-chloropropane	12 U	ug/kg	UJ
					1,2,4-Trichlorobenzene	6.1 U	ug/kg	UJ

Notes:

ug/kg - micrograms per kilogram
U - not present at or above the associated value
UJ - estimated reporting limit

TABLE 6

SUMMARY OF DETECTED ANALYTES FROM FIELD DUPLICATE SAMPLE SET
AOIs 10 & 19 INVESTIGATION
SEPTEMBER 21, 2007
GM MANUAL TRANSMISSIONS OF MUNCIE
MUNCIE, INDIANA

Analyte	*Investigative Sample Results*	*Duplicate Sample Results*	*RPD*	*Units*	*Qualifier*
	SO-017324-092107-MG-002	*SO-017324-092107-MG-003*			
Methylene Chloride	6.1 U	4.4 J	32.4	ug/kg	-
Toluene	0.72 J	0.47 J	42.0	ug/kg	-
	SO-017324-092107-MG-008	*SO-017324-092107-MG-009*			
Aluminum	1610	2080	25.5	mg/kg	-
Arsenic	3.5	7.8	76.1	mg/kg	-
Barium	12 J	14.9 J	21.6	mg/kg	-
Beryllium	0.11 J	0.15 J	30.8	mg/kg	-
Cadmium	0.13 J	0.18 J	32.3	mg/kg	-
Calcium	106000	111000	4.6	mg/kg	-
Chromium Total	2.8	5.5	65.1	mg/kg	-
Chromium VI (Hexavale	0.57 J	0.81 J	34.8	mg/kg	-
Cobalt	2.3 J	3.1 J	29.6	mg/kg	-
Copper	6.3	9.5	40.5	mg/kg	-
Iron	4680	6550	33.3	mg/kg	-
Lead	3.1	8.0	88.3	mg/kg	-
Magnesium	50000	48500	3.0	mg/kg	-
Manganese	198	222	11.4	mg/kg	-
Nickel	6.6	8.6	26.3	mg/kg	-
Potassium	318 J	414 J	26.2	mg/kg	-
Sodium	125 J	101 J	21.2	mg/kg	-
Vanadium	5.6	8.4	40.0	mg/kg	-
Zinc	20.9	26.2	22.5	mg/kg	-
	WG-017324-092107-MG-001	*WG-017324-092107-MG-002*			
Benzene	0.45 J	0.52 J	14.4	ug/L	-
Cyclohexane	0.19 J	1.7 U	159.8	ug/L	-
cis-1,2-Dichloroethene	17	22	25.6	ug/L	-
trans-1,2-Dichloroethene	27	46	52.1	ug/L	J
Tetrachloroethene	19	19	0.0	ug/L	-
Toluene	1.1	1.0 J	9.5	ug/L	-
Trichloroethene	7.5	9.1	19.3	ug/L	-
Xylene (total)	0.55 J	1.1 J	66.7	ug/L	-

Notes:

ug/L - micrograms per liter
mg/kg - milligrams per kilogram
ug/kg - micrograms per kilogram
U - not present at or above the associated value
J - estimated concentration
RPD - Relative Percent Difference

APPENDIX B.2

ANALYTICAL REPORT AND DATA VALIDATION MEMORANDUM – AOI 12.5

TestAmerica

THE LEADER IN ENVIRONMENTAL TESTING

TestAmerica Laboratories, Inc.

ANALYTICAL REPORT

PROJECT NO. 017324-02

GM-MANUAL TRANS/E180008
SDG #: 8K19258

Michael Richardson

Conestoga Rovers & Associates,
6520 Corporate Drive
Indianapolis, IN 46278

TESTAMERICA LABORATORIES, INC.

Amy L. McCormick
Project Manager

December 11, 2008

CASE NARRATIVE

8K19258

The following report contains the analytical results for sixteen solid samples submitted to TestAmerica North Canton by Conestoga-Rovers & Associates, Inc. from the GM-Manual Trans/E180008 Site, project number 017324-02. The samples were received November 19, 2008 and November 21, 2008, according to documented sample acceptance procedures.

This SDG consists of (2) laboratory ID's: A8K190258 and A8K240181.

TestAmerica utilizes USEPA approved methods in all analytical work. The samples presented in this report were analyzed for the parameter(s) listed on the analytical methods summary page in accordance with the method(s) indicated. Preliminary results were provided to Michael Richardson on December 03, 2008 and December 08, 2008. A summary of QC data for these analyses is included at the back of the report.

TestAmerica North Canton attests to the validity of the laboratory data generated by TestAmerica facilities reported herein. All analyses performed by TestAmerica facilities were done using established laboratory SOPs that incorporate QA/QC procedures described in the applicable methods. TestAmerica's operations groups have reviewed the data for compliance with the laboratory QA/QC plan, and data have been found to be compliant with laboratory protocols unless otherwise noted below.

Any reference within this document to Severn Trent Laboratories, Inc. or STL, should be understood to refer to TestAmerica Laboratories, Inc. (formerly known as Severn Trent Laboratories, Inc.)

All solid sample results are reported on an "as received" basis unless otherwise indicated by a dry weight adjustment footnote at the bottom of the analytical report page. The list of parameters which are never reported on a dry weight basis is included on the Sample Summary.

The test results in this report meet all NELAP requirements for parameters for which accreditation is required or available. Any exceptions to NELAP requirements are noted in this report. Pursuant to NELAP, this report may not be reproduced, except in full, without the written approval of the laboratory.

Please refer to the Quality Control Elements Narrative following this case narrative for additional quality control information.

If you have any questions, please call the Project Manager, Amy L. McCormick, at 330-497-9396.

CASE NARRATIVE (continued)

This report is sequentially paginated. The final page of the report is labeled as "END OF REPORT." The total number of pages in this report is 232.

SUPPLEMENTAL QC INFORMATION

SAMPLE RECEIVING

The temperatures of the coolers upon sample receipt were 1.2 and 2.2°C.

GC/MS VOLATILES

Result concentration exceeds the calibration range. Refer to the sample report pages for the affected compound(s) flagged with "E".

The matrix spike/matrix spike duplicate(s) for batch(es) 8338462 had RPD's outside acceptance limits. However, since the associated method blank(s) and laboratory control sample(s) were in control, no corrective action was necessary.

There were no client requested Matrix Spike/Matrix Spike Duplicate (MS/MSD) samples in batch(es) 8330298, 8331142 and 8336503. Therefore, the laboratory has included a Laboratory Control Sample Duplicate (LCSD) in the QC batch. The LCSD recoveries, together with the LCS recoveries, are used to determine the reproducibility (precision) of the analytical system.

Surrogate recoveries were outside acceptance criteria for sample(s) S-017324-111808-NH-001. Due to insufficient sample volume, repreparation and reanalysis could not occur.

Two analyses were used to report sample(s) S-017324-111808-NH-001 due to high analyte concentrations for Tetrachloroethene.

The internal standard areas were outside acceptance limits for sample(s) S-017324-111808-NH-001, S-017324-111808-NH-003, S-017324-111808-NH-005, S-017324-111808-NH-008, and S-17324-111808-NH-009 due to matrix effects. (Refer to IS report following this Case Narrative for additional detail.)

The medium level soil encore analysis was used to report sample(s) S-017324-111808-NH-004, which resulted in elevated reporting limits. Both low level soil encore analyses had poor purges (no internal standard or surrogate recoveries). Due to insufficient sample volume, repreparation and reanalysis could not occur.

CASE NARRATIVE (continued)

GC/MS SEMIVOLATILES

The matrix spike/matrix spike duplicate(s) for S-017324-111808-NH-003 had recoveries outside acceptance limits. However, since the associated method blank(s) and laboratory control sample(s) were in control, no corrective action was necessary.

The matrix spike/matrix spike duplicate(s) for batch(es) 8329404 had RPD's and recoveries outside acceptance limits. However, since the associated method blank(s) and laboratory control sample(s) were in control, no corrective action was necessary.

Sample(s) S-017324-111808-NH-001, S-017324-111808-NH-002, S-017324-111808-NH-003, S-017324-111808-NH-005, and S-017324-111808-NH-008 had elevated reporting limits due to matrix interferences.

The Method Blank for batch(es) 8331026 contained reportable amounts of contaminants, but since the samples were ND no corrective action was necessary.

POLYCHLORINATED BIPHENYLS-8082

Sample(s) S-017324-111808-NH-003, S-017324-111808-NH-005, and S-017324-111808-NH-008 had elevated reporting limits due to matrix interference that routine clean-up techniques could not remove.

The opening CCV passed average. Since sample(s) S-017324-111808-NH-004, S-017324-111808-NH-005, S-017324-111808-NH-006, S-017324-111808-NH-007, S-017324-111808-NH-009, S-017324-111808-NH-010, and S-017324-111808-NH-011 were non-detect (or J-flag values), no corrective action was needed.

The closing CCV passed average. Since sample(s) S-017324-111808-NH-003 and S-017324-111808-NH-008 were non-detect (or J-flag values), no corrective action was needed.

The closing CCV repeatedly failed/passed average demonstrating probable matrix effect; therefore, the data is acceptable for sample(s) S-017324-111808-NH-001 and S-017324-111808-NH-002.

METALS

Matrix spike recovery and relative percent difference (RPD) data were not calculated for some analytes for S-017324-111808-NH-003 due to the sample concentration reading greater than four times the spike amount. See the Matrix Spike Report for the affected analytes which will be flagged with "NC, MSB".

CASE NARRATIVE (continued)

METALS (continued)

Matrix spike recovery and relative percent difference (RPD) data were not calculated for some analytes for batch(es) 8330017 due to the sample concentration reading greater than four times the spike amount. See the Matrix Spike Report for the affected analytes which will be flagged with "NC, MSB".

The matrix spike/matrix spike duplicate(s) for S-017324-111808-NH-003 had recoveries outside acceptance limits. However, since the associated method blank(s) and laboratory control sample(s) were in control, no corrective action was necessary.

The matrix spike/matrix spike duplicate(s) for batch(es) 8325024 and 8330017 had RPD's and recoveries outside acceptance limits. However, since the associated method blank(s) and laboratory control sample(s) were in control, no corrective action was necessary.

GENERAL CHEMISTRY

The analytical results met the requirements of the laboratory's QA/QC program.

QUALITY CONTROL ELEMENTS NARRATIVE

TestAmerica North Canton conducts a quality assurance/quality control (QA/QC) program designed to provide scientifically valid and legally defensible data. Toward this end, several types of quality control indicators are incorporated into the QA/QC program, which is described in detail in QA Policy, QA-003. These indicators are introduced into the sample testing process to provide a mechanism for the assessment of the analytical data.

QC BATCH

Environmental samples are taken through the testing process in groups called QUALITY CONTROL BATCHES (QC batches). A QC batch contains up to twenty environmental samples of a similar matrix (water, soil) that are processed using the same reagents and standards. TestAmerica North Canton requires that each environmental sample be associated with a QC batch.

Several quality control samples are included in each QC batch and are processed identically to the twenty environmental samples.

For SW846/RCRA methods, QC samples include a METHOD BLANK (MB), a LABORATORY CONTROL SAMPLE (LCS) and, where appropriate, a MATRIX SPIKE/MATRIX SPIKE DUPLICATE (MS/MSD) pair or a MATRIX SPIKE/SAMPLE DUPLICATE (MS/DU) pair. If there is insufficient sample to perform an MS/MSD or an MS/DU, then a LABORATORY CONTROL SAMPLE DUPLICATE (LCSD) is included in the QC batch.

For 600 series/CWA methods, QC samples include a METHOD BLANK (MB), a LABORATORY CONTROL SAMPLE (LCS) and, where appropriate, a MATRIX SPIKE (MS). An MS is prepared and analyzed at a 10% frequency for GC Methods and at a 5% frequency for GC/MS methods.

LABORATORY CONTROL SAMPLE

The Laboratory Control Sample is a QC sample that is created by adding known concentrations of a full or partial set of target analytes to a matrix similar to that of the environmental samples in the QC batch. Multi peak responders may not be included in the target spike list due to co-elution. The LCS analyte recovery results are used to monitor the analytical process and provide evidence that the laboratory is performing the method within acceptable guidelines. All control analytes indicated by a bold type in the LCS must meet acceptance criteria. Failure to meet the established recovery guidelines requires the repreparation and reanalysis of all samples in the QC batch. Comparison of only the failed parameters from the first batch are evaluated. The only exception to the rework requirement is that if the LCS recoveries are biased high and the associated sample is ND (non-detected) for the parameter(s) of interest, the batch is acceptable.

At times, a Laboratory Control Sample Duplicate (LCSD) is also included in the QC batch. An LCSD is a QC sample that is created and handled identically to the LCS. Analyte recovery data from the LCSD is assessed in the same way as that of the LCS. The LCSD recoveries, together with the LCS recoveries, are used to determine the reproducibility (precision) of the analytical system. Precision data are expressed as relative percent differences (RPDs). If the RPD fails for an LCS/LCSD and yet the recoveries are within acceptance criteria, the batch is still acceptable.

METHOD BLANK

The Method Blank is a QC sample consisting of all the reagents used in analyzing the environmental samples contained in the QC batch. Method Blank results are used to determine if interference or contamination in the analytical system could lead to the reporting of false positive data or elevated analyte concentrations. All target analytes must be below the reporting limits (RL) or the associated sample(s) must be ND except under the following circumstances:

- Common organic contaminants may be present at concentrations up to 5 times the reporting limits. Common metals contaminants may be present at concentrations up to 2 times the reporting limit, or the reported blank concentration must be twenty fold less than the concentration reported in the associated environmental samples. (See common laboratory contaminants listed in the table.)

Volatile (GC or GC/MS)	Semivolatile (GC/MS)	Metals ICP-MS	Metals ICP Trace
Methylene Chloride, Acetone, 2-Butanone	Phthalate Esters	Copper, Iron, Zinc, Lead, Calcium, Magnesium, Potassium, Sodium, Barium, Chromium, Manganese	Copper, Iron, Zinc, Lead

- Organic blanks will be accepted if compounds detected in the blank are present in the associated samples at levels 10 times the blank level. Inorganic blanks will be accepted if elements detected in the blank are present in the associated samples at 20 times the blank level.

- Blanks will be accepted if the compounds/elements detected are not present in any of the associated environmental samples.

Failure to meet these Method Blank criteria requires the repreparation and reanalysis of all samples in the QC batch.

MATRIX SPIKE/MATRIX SPIKE DUPLICATE

A Matrix Spike and a Matrix Spike Duplicate are a pair of environmental samples to which known concentrations of a full or partial set of target analytes are added. The MS/MSD results are determined in the same manner as the results of the environmental sample used to prepare the MS/MSD. The analyte recoveries and the relative percent differences (RPDs) of the recoveries are calculated and used to evaluate the effect of the sample matrix on the analytical results. Due to the potential variability of the matrix of each sample, the MS/MSD results may not have an immediate bearing on any samples except the one spiked; therefore, the associated batch MS/MSD may not reflect the same compounds as the samples contained in the analytical report. When these MS/MSD results fail to meet acceptance criteria, the data is evaluated. If the LCS is within acceptance criteria, the batch is considered acceptable.

For certain methods, a Matrix Spike/Sample Duplicate (MS/DU) may be included in the QC batch in place of the MS/MSD. For the parameters (i.e. pH, ignitability) where it is not possible to prepare a spiked sample, a Sample Duplicate may be included in the QC batch. However, a Sample Duplicate is less likely to provide usable precision statistics depending on the likelihood of finding concentrations below the standard reporting limit. When the Sample Duplicate result fails to meet acceptance criteria, the data is evaluated.

For certain methods (600 series methods/CWA), a Matrix Spike is required in place of a Matrix Spike/Matrix Spike Duplicate (MS/MSD) or Matrix Spike/Sample Duplicate (MS/DU).

The acceptance criteria do not apply to samples that are diluted.

SURROGATE COMPOUNDS

In addition to these batch-related QC indicators, each organic environmental and QC sample is spiked with surrogate compounds. Surrogates are organic chemicals that behave similarly to the analytes of interest and that are rarely present in the environment. Surrogate recoveries are used to monitor the individual performance of a sample in the analytical system.

If surrogate recoveries are biased high in the LCS, LCSD, or the Method Blank, and the associated sample(s) are ND, the batch is acceptable. Otherwise, if the LCS, LCSD, or Method Blank surrogate(s) fail to meet recovery criteria, the entire sample batch is reprepared and reanalyzed. If the surrogate recoveries are outside criteria for environmental samples, the samples will be reprepared and reanalyzed unless there is objective evidence of matrix interference or if the sample dilution is greater than the threshold outlined in the associated method SOP.

The acceptance criteria do not apply to samples that are diluted. All other surrogate recoveries will be reported.

For the GC/MS BNA methods, the surrogate criterion is that two of the three surrogates for each fraction must meet acceptance criteria. The third surrogate must have a recovery of ten percent or greater.

For the Pesticide and PCB methods, the surrogate criterion is that one of two surrogate compounds must meet acceptance criteria. The second surrogate must have a recovery of 10% or greater.

(s10H
Data File: \\cansvr11\dd\chem\MSV\a3ux14.i\R81128A.b\149623.D
Report Date: 29-Nov-2008 09:53

TestAmerica North Canton

INTERNAL STANDARD COMPOUNDS
AREA AND RT SUMMARY

Instrument ID: a3ux14.i
Lab File ID: 149623.D
Lab Smp Id: K29GP1AA
Analysis Type: VOA
Quant Type: ISTD
Operator: 2807
Calibration Date: 28-NOV-2008
Calibration Time: 09:54
Client Smp ID: S-017324-111808-NH-
Level: MED
Sample Type: SOIL
Method File: \\cansvr11\dd\chem\MSV\a3ux14.i\R81128A.b\8260SUX14.m
Misc Info: R81128A,8260SUX14,,2807

		AREA LIMIT			
COMPOUND	STANDARD	LOWER	UPPER	SAMPLE	%DIFF
1 Fluorobenzene	1624137	812069	3248274	1565330	-3.62
2 Chlorobenzene-d5	1187394	593697	2374788	1132537	-4.62
3 1,4-Dichlorobenze	547199	273600	1094398	529809	-3.18

		RT LIMIT			
COMPOUND	STANDARD	LOWER	UPPER	SAMPLE	%DIFF
1 Fluorobenzene	6.68	6.18	7.18	6.68	0.00
2 Chlorobenzene-d5	9.40	8.90	9.90	9.40	0.00
3 1,4-Dichlorobenze	11.37	10.87	11.87	11.37	0.00

AREA UPPER LIMIT = +100% of internal standard area.
AREA LOWER LIMIT = - 50% of internal standard area.
RT UPPER LIMIT = + 0.50 minutes of internal standard RT.
RT LOWER LIMIT = - 0.50 minutes of internal standard RT.

(s10H
Data File: \\cansvr11\dd\chem\MSV\a3ux8a.i\M81201A.b\UX84927.D
Report Date: 01-Dec-2008 15:32

TestAmerica North Canton

INTERNAL STANDARD COMPOUNDS
AREA AND RT SUMMARY

Instrument ID: a3ux8a.i
Lab File ID: UX84927.D
Lab Smp Id: K29GW1AA
Analysis Type: VOA
Quant Type: ISTD
Operator: 2807
Calibration Date: 01-DEC-2008
Calibration Time: 12:29
Client Smp ID: S-017324-111808-NH-
Level: LOW
Sample Type: SOIL
Method File: \\cansvr11\dd\chem\MSV\a3ux8a.i\M81201A.b\8260SUX8.m
Misc Info: M81201A,8260SUX8,,2807

		AREA LIMIT			
COMPOUND	STANDARD	LOWER	UPPER	SAMPLE	%DIFF
1 Fluorobenzene	1320577	660289	2641154	1051151	-20.40
2 Chlorobenzene-d5	905889	452945	1811778	664689	-26.63
3 1,4-Dichlorobenze	440994	220497	881988	156088	-64.61<-

		RT LIMIT			
COMPOUND	STANDARD	LOWER	UPPER	SAMPLE	%DIFF
1 Fluorobenzene	5.30	4.80	5.80	5.31	0.11
2 Chlorobenzene-d5	7.85	7.35	8.35	7.85	-0.00
3 1,4-Dichlorobenze	10.04	9.54	10.54	10.04	-0.00

AREA UPPER LIMIT = +100% of internal standard area.
AREA LOWER LIMIT = - 50% of internal standard area.
RT UPPER LIMIT = + 0.50 minutes of internal standard RT.
RT LOWER LIMIT = - 0.50 minutes of internal standard RT.

(s10H
Data File: \\cansvr11\dd\chem\MSV\a3ux8a.i\M81201A.b\UX84929.D
Report Date: 02-Dec-2008 13:56

TestAmerica North Canton

INTERNAL STANDARD COMPOUNDS
AREA AND RT SUMMARY

Instrument ID: a3ux8a.i
Lab File ID: UX84929.D
Lab Smp Id: K29GW1FH
Analysis Type: VOA
Quant Type: ISTD
Operator: 2807
Calibration Date: 01-DEC-2008
Calibration Time: 12:29
Client Smp ID: S-017324-111808-NH-
Level: LOW
Sample Type: SOIL
Method File: \\cansvr11\dd\chem\MSV\a3ux8a.i\M81201A.b\8260SUX8.m
Misc Info: M81201A,8260SUX8,,2807,3,,MSD

		AREA LIMIT			
COMPOUND	STANDARD	LOWER	UPPER	SAMPLE	%DIFF
1 Fluorobenzene	1320577	660289	2641154	918217	-30.47
2 Chlorobenzene-d5	905889	452945	1811778	383625	-57.65 <-
3 1,4-Dichlorobenze	440994	220497	881988	66277	-84.97 <-

		RT LIMIT			
COMPOUND	STANDARD	LOWER	UPPER	SAMPLE	%DIFF
1 Fluorobenzene	5.30	4.80	5.80	5.30	0.03
2 Chlorobenzene-d5	7.85	7.35	8.35	7.85	0.02
3 1,4-Dichlorobenze	10.04	9.54	10.54	10.04	0.02

AREA UPPER LIMIT = +100% of internal standard area.
AREA LOWER LIMIT = - 50% of internal standard area.
RT UPPER LIMIT = + 0.50 minutes of internal standard RT.
RT LOWER LIMIT = - 0.50 minutes of internal standard RT.

(s10H
Data File: \\cansvr11\dd\chem\MSV\a3ux8a.i\M81201A.b\UX84928.D
Report Date: 02-Dec-2008 13:55

TestAmerica North Canton

INTERNAL STANDARD COMPOUNDS
AREA AND RT SUMMARY

Instrument ID: a3ux8a.i
Lab File ID: UX84928.D
Lab Smp Id: K29GW1FG
Analysis Type: VOA
Quant Type: ISTD
Operator: 2807
Calibration Date: 01-DEC-2008
Calibration Time: 12:29
Client Smp ID: S-017324-111808-NH-
Level: LOW
Sample Type: SOIL
Method File: \\cansvr11\dd\chem\MSV\a3ux8a.i\M81201A.b\8260SUX8.m
Misc Info: M81201A,8260SUX8,,2807,3,,MS

		AREA LIMIT			
COMPOUND	STANDARD	LOWER	UPPER	SAMPLE	%DIFF
1 Fluorobenzene	1320577	660289	2641154	860389	-34.85	
2 Chlorobenzene-d5	905889	452945	1811778	358899	-60.38	<-
3 1,4-Dichlorobenze	440994	220497	881988	65118	-85.23	<-

		RT LIMIT			
COMPOUND	STANDARD	LOWER	UPPER	SAMPLE	%DIFF
1 Fluorobenzene	5.30	4.80	5.80	5.30	0.02
2 Chlorobenzene-d5	7.85	7.35	8.35	7.85	0.01
3 1,4-Dichlorobenze	10.04	9.54	10.54	10.04	0.01

AREA UPPER LIMIT = +100% of internal standard area.
AREA LOWER LIMIT = - 50% of internal standard area.
RT UPPER LIMIT = + 0.50 minutes of internal standard RT.
RT LOWER LIMIT = - 0.50 minutes of internal standard RT.

(s10H
Data File: \\cansvr11\dd\chem\MSV\a3ux8a.i\M81201A.b\UX84930.D
Report Date: 01-Dec-2008 16:14

TestAmerica North Canton

INTERNAL STANDARD COMPOUNDS
AREA AND RT SUMMARY

Instrument ID: a3ux8a.i
Lab File ID: UX84930.D
Lab Smp Id: K29HC1AG
Analysis Type: VOA
Quant Type: ISTD
Operator: 2807
Calibration Date: 01-DEC-2008
Calibration Time: 12:29
Client Smp ID: S-017324-111808-NH-
Level: LOW
Sample Type: SOIL
Method File: \\cansvr11\dd\chem\MSV\a3ux8a.i\M81201A.b\8260SUX8.m
Misc Info: M81201A,8260SUX8,,2807

		AREA LIMIT			
COMPOUND	STANDARD	LOWER	UPPER	SAMPLE	%DIFF
1 Fluorobenzene	1320577	660289	2641154	1086853	-17.70
2 Chlorobenzene-d5	905889	452945	1811778	625743	-30.92
3 1,4-Dichlorobenze	440994	220497	881988	210392	-52.29 |<-

		RT LIMIT			
COMPOUND	STANDARD	LOWER	UPPER	SAMPLE	%DIFF
1 Fluorobenzene	5.30	4.80	5.80	5.31	0.10
2 Chlorobenzene-d5	7.85	7.35	8.35	7.85	-0.01
3 1,4-Dichlorobenze	10.04	9.54	10.54	10.04	-0.01

AREA UPPER LIMIT = +100% of internal standard area.
AREA LOWER LIMIT = - 50% of internal standard area.
RT UPPER LIMIT = + 0.50 minutes of internal standard RT.
RT LOWER LIMIT = - 0.50 minutes of internal standard RT.

(s10H
Data File: \\cansvr11\dd\chem\MSV\a3ux8a.i\M81201A.b\UX84951.D
Report Date: 02-Dec-2008 13:03

TestAmerica North Canton

INTERNAL STANDARD COMPOUNDS
AREA AND RT SUMMARY

Instrument ID: a3ux8a.i
Lab File ID: UX84951.D
Lab Smp Id: K29HJ1AG
Analysis Type: VOA
Quant Type: ISTD
Operator: 2807
Calibration Date: 01-DEC-2008
Calibration Time: 12:29
Client Smp ID: S-017324-111808-NH-
Level: LOW
Sample Type: SOIL
Method File: \\cansvr11\dd\chem\MSV\a3ux8a.i\M81201A.b\8260SUX8.m
Misc Info: M81201A,8260SUX8,,2807

		AREA LIMIT			
COMPOUND	STANDARD	LOWER	UPPER	SAMPLE	%DIFF
1 Fluorobenzene	1320577	660289	2641154	834886	-36.78
2 Chlorobenzene-d5	905889	452945	1811778	311824	-65.58<-
3 1,4-Dichlorobenze	440994	220497	881988	32684	-92.59<-

		RT LIMIT			
COMPOUND	STANDARD	LOWER	UPPER	SAMPLE	%DIFF
1 Fluorobenzene	5.30	4.80	5.80	5.31	0.11
2 Chlorobenzene-d5	7.85	7.35	8.35	7.85	-0.01
3 1,4-Dichlorobenze	10.04	9.54	10.54	10.04	-0.00

AREA UPPER LIMIT = +100% of internal standard area.
AREA LOWER LIMIT = - 50% of internal standard area.
RT UPPER LIMIT = + 0.50 minutes of internal standard RT.
RT LOWER LIMIT = - 0.50 minutes of internal standard RT.

(s10H
Data File: \\cansvr11\dd\chem\MSV\a3ux14.i\R81128A.b\149620.D
Report Date: 29-Nov-2008 09:37

TestAmerica North Canton

INTERNAL STANDARD COMPOUNDS
AREA AND RT SUMMARY

Instrument ID: a3ux14.i
Lab File ID: 149620.D
Lab Smp Id: K29HL1AG
Analysis Type: VOA
Quant Type: ISTD
Operator: 2807
Calibration Date: 28-NOV-2008
Calibration Time: 09:54
Client Smp ID: S-017324-111808-NH-
Level: LOW
Sample Type: SOIL
Method File: \\cansvr11\dd\chem\MSV\a3ux14.i\R81128A.b\8260SUX14.m
Misc Info: R81128A,8260SUX14,,2807

		AREA LIMIT			
COMPOUND	STANDARD	LOWER	UPPER	SAMPLE	%DIFF
1 Fluorobenzene	1624137	812069	3248274	1355705	-16.53
2 Chlorobenzene-d5	1187394	593697	2374788	774139	-34.80
3 1,4-Dichlorobenze	547199	273600	1094398	176093	-67.82 <-

		RT LIMIT			
COMPOUND	STANDARD	LOWER	UPPER	SAMPLE	%DIFF
1 Fluorobenzene	6.68	6.18	7.18	6.68	0.00
2 Chlorobenzene-d5	9.40	8.90	9.90	9.40	0.00
3 1,4-Dichlorobenze	11.37	10.87	11.87	11.37	0.00

AREA UPPER LIMIT = +100% of internal standard area.
AREA LOWER LIMIT = - 50% of internal standard area.
RT UPPER LIMIT = + 0.50 minutes of internal standard RT.
RT LOWER LIMIT = - 0.50 minutes of internal standard RT.

EXECUTIVE SUMMARY - Detection Highlights

8K19258 : A8K190258

PARAMETER	RESULT	REPORTING LIMIT	UNITS	ANALYTICAL METHOD
S-017324-111808-NH-001 11/18/08 12:25 001				
Aroclor 1248	480	190	ug/kg	SW846 8082
Arsenic	4.2	1.1	mg/kg	SW846 6010B
Lead	4.8	0.34	mg/kg	SW846 6010B
Aluminum	2550	22.6	mg/kg	SW846 6010B
Chromium	5.0	1.1	mg/kg	SW846 6010B
Copper	9.3	2.8	mg/kg	SW846 6010B
Iron	6830	11.3	mg/kg	SW846 6010B
Manganese	180	1.7	mg/kg	SW846 6010B
Nickel	6.6	4.5	mg/kg	SW846 6010B
Potassium	618	565	mg/kg	SW846 6010B
Vanadium	8.6	5.6	mg/kg	SW846 6010B
Zinc	27.8	2.3	mg/kg	SW846 6010B
Acetone	46	19	ug/kg	SW846 8260B
1,2-Dichlorobenzene	20	4.7	ug/kg	SW846 8260B
1,4-Dichlorobenzene	7.6	4.7	ug/kg	SW846 8260B
Ethylbenzene	8.1	4.7	ug/kg	SW846 8260B
Isopropylbenzene	4.9	4.7	ug/kg	SW846 8260B
Methylene chloride	5.8	4.7	ug/kg	SW846 8260B
Tetrachloroethene	260 E	4.7	ug/kg	SW846 8260B
Toluene	5.5	4.7	ug/kg	SW846 8260B
Trichloroethene	4.7	4.7	ug/kg	SW846 8260B
Xylenes (total)	41	9.5	ug/kg	SW846 8260B
Percent Solids	88.5	10.0	%	MCAWW 160.3 MOD
S-017324-111808-NH-002 11/18/08 12:30 002				
Aroclor 1248	420	190	ug/kg	SW846 8082
Arsenic	4.0	1.1	mg/kg	SW846 6010B
Lead	7.2	0.34	mg/kg	SW846 6010B
Aluminum	2590	22.5	mg/kg	SW846 6010B
Chromium	5.3	1.1	mg/kg	SW846 6010B
Copper	9.4	2.8	mg/kg	SW846 6010B
Iron	7130	11.3	mg/kg	SW846 6010B
Manganese	179	1.7	mg/kg	SW846 6010B
Nickel	7.4	4.5	mg/kg	SW846 6010B
Potassium	617	564	mg/kg	SW846 6010B
Vanadium	8.3	5.6	mg/kg	SW846 6010B
Zinc	30.8	2.3	mg/kg	SW846 6010B
Tetrachloroethene	22	4.9	ug/kg	SW846 8260B
Percent Solids	88.7	10.0	%	MCAWW 160.3 MOD

(Continued on next page)

EXECUTIVE SUMMARY - Detection Highlights

8K19258 : A8K190258

PARAMETER	RESULT	REPORTING LIMIT	UNITS	ANALYTICAL METHOD
S-017324-111808-NH-003 11/18/08 13:00 003				
Arsenic	4.6	1.2	mg/kg	SW846 6010B
Lead	7.5	0.36	mg/kg	SW846 6010B
Aluminum	6480	23.9	mg/kg	SW846 6010B
Chromium	9.8	1.2	mg/kg	SW846 6010B
Copper	14.6	3.0	mg/kg	SW846 6010B
Iron	11100	11.9	mg/kg	SW846 6010B
Manganese	258	1.8	mg/kg	SW846 6010B
Nickel	13.2	4.8	mg/kg	SW846 6010B
Potassium	677	597	mg/kg	SW846 6010B
Vanadium	16.0	6.0	mg/kg	SW846 6010B
Zinc	38.5	2.4	mg/kg	SW846 6010B
Acetone	31	20	ug/kg	SW846 8260B
Tetrachloroethene	19	5.0	ug/kg	SW846 8260B
Percent Solids	83.8	10.0	%	MCAWW 160.3 MOD
S-017324-111808-NH-004 11/18/08 13:40 004				
Arsenic	4.6	1.2	mg/kg	SW846 6010B
Lead	12.0	0.35	mg/kg	SW846 6010B
Aluminum	3530	23.5	mg/kg	SW846 6010B
Chromium	6.4	1.2	mg/kg	SW846 6010B
Copper	12.5	2.9	mg/kg	SW846 6010B
Iron	9640	11.8	mg/kg	SW846 6010B
Manganese	239	1.8	mg/kg	SW846 6010B
Nickel	10.4	4.7	mg/kg	SW846 6010B
Potassium	799	588	mg/kg	SW846 6010B
Vanadium	11.2	5.9	mg/kg	SW846 6010B
Zinc	43.4	2.4	mg/kg	SW846 6010B
Benzo(a)anthracene	460	390	ug/kg	SW846 8270C
Benzo(a)pyrene	390	390	ug/kg	SW846 8270C
Benzo(b)fluoranthene	530	390	ug/kg	SW846 8270C
Chrysene	460	390	ug/kg	SW846 8270C
Fluoranthene	1200	390	ug/kg	SW846 8270C
Phenanthrene	720	390	ug/kg	SW846 8270C
Pyrene	950	390	ug/kg	SW846 8270C
Percent Solids	85.0	10.0	%	MCAWW 160.3 MOD
S-017324-111808-NH-005 11/18/08 14:00 005				
Arsenic	3.4	1.1	mg/kg	SW846 6010B
Lead	3.9	0.33	mg/kg	SW846 6010B
Aluminum	1690	22.1	mg/kg	SW846 6010B
Chromium	3.5	1.1	mg/kg	SW846 6010B

(Continued on next page)

EXECUTIVE SUMMARY - Detection Highlights

8K19258 : A8K190258

PARAMETER	RESULT	REPORTING LIMIT	UNITS	ANALYTICAL METHOD
S-017324-111808-NH-005 11/18/08 14:00 005				
Copper	7.4	2.8	mg/kg	SW846 6010B
Iron	5910	11.1	mg/kg	SW846 6010B
Manganese	151	1.7	mg/kg	SW846 6010B
Nickel	5.0	4.4	mg/kg	SW846 6010B
Vanadium	6.1	5.5	mg/kg	SW846 6010B
Zinc	24.2	2.2	mg/kg	SW846 6010B
Acetone	17	17	ug/kg	SW846 8260B
Percent Solids	90.3	10.0	%	MCAWW 160.3 MOD
S-017324-111808-NH-006 11/18/08 14:30 006				
Arsenic	3.2	1.1	mg/kg	SW846 6010B
Lead	6.5	0.33	mg/kg	SW846 6010B
Aluminum	1760	22.2	mg/kg	SW846 6010B
Chromium	4.0	1.1	mg/kg	SW846 6010B
Copper	7.0	2.8	mg/kg	SW846 6010B
Iron	5580	11.1	mg/kg	SW846 6010B
Manganese	143	1.7	mg/kg	SW846 6010B
Nickel	5.6	4.4	mg/kg	SW846 6010B
Vanadium	6.4	5.6	mg/kg	SW846 6010B
Zinc	21.8	2.2	mg/kg	SW846 6010B
Percent Solids	90.0	10.0	%	MCAWW 160.3 MOD
S-017324-111808-NH-007 11/18/08 15:20 007				
Arsenic	4.6	1.1	mg/kg	SW846 6010B
Lead	8.1	0.34	mg/kg	SW846 6010B
Aluminum	3020	22.8	mg/kg	SW846 6010B
Chromium	6.7	1.1	mg/kg	SW846 6010B
Copper	10.5	2.8	mg/kg	SW846 6010B
Iron	9610	11.4	mg/kg	SW846 6010B
Manganese	246	1.7	mg/kg	SW846 6010B
Nickel	8.5	4.6	mg/kg	SW846 6010B
Vanadium	9.8	5.7	mg/kg	SW846 6010B
Zinc	35.8	2.3	mg/kg	SW846 6010B
Percent Solids	87.9	10.0	%	MCAWW 160.3 MOD
S-017324-111808-NH-008 11/18/08 15:50 008				
Arsenic	2.9	1.1	mg/kg	SW846 6010B
Lead	4.1	0.32	mg/kg	SW846 6010B
Aluminum	2710	21.0	mg/kg	SW846 6010B
Chromium	4.7	1.1	mg/kg	SW846 6010B

(Continued on next page)

EXECUTIVE SUMMARY - Detection Highlights

8K19258 : A8K190258

PARAMETER	RESULT	REPORTING LIMIT	UNITS	ANALYTICAL METHOD
S-017324-111808-NH-008 11/18/08 15:50 008				
Copper	7.5	2.6	mg/kg	SW846 6010B
Iron	6600	10.5	mg/kg	SW846 6010B
Manganese	164	1.6	mg/kg	SW846 6010B
Nickel	7.4	4.2	mg/kg	SW846 6010B
Potassium	731	526	mg/kg	SW846 6010B
Vanadium	7.6	5.3	mg/kg	SW846 6010B
Zinc	22.5	2.1	mg/kg	SW846 6010B
Ethylbenzene	13	4.6	ug/kg	SW846 8260B
Isopropylbenzene	78	4.6	ug/kg	SW846 8260B
Methylene chloride	7.7	4.6	ug/kg	SW846 8260B
Tetrachloroethene	83	4.6	ug/kg	SW846 8260B
Xylenes (total)	52	9.3	ug/kg	SW846 8260B
Percent Solids	95.1	10.0	%	MCAWW 160.3 MOD
S-017324-111808-NH-009 11/18/08 15:55 009				
Arsenic	3.4	1.1	mg/kg	SW846 6010B
Lead	4.5	0.34	mg/kg	SW846 6010B
Aluminum	2830	22.4	mg/kg	SW846 6010B
Chromium	5.3	1.1	mg/kg	SW846 6010B
Copper	8.4	2.8	mg/kg	SW846 6010B
Iron	7840	11.2	mg/kg	SW846 6010B
Manganese	180	1.7	mg/kg	SW846 6010B
Nickel	7.9	4.5	mg/kg	SW846 6010B
Potassium	743	559	mg/kg	SW846 6010B
Vanadium	8.1	5.6	mg/kg	SW846 6010B
Zinc	26.0	2.2	mg/kg	SW846 6010B
bis(2-Ethylhexyl) phthalate	370	370	ug/kg	SW846 8270C
Isopropylbenzene	11	4.2	ug/kg	SW846 8260B
Tetrachloroethene	6.8	4.2	ug/kg	SW846 8260B
Percent Solids	89.4	10.0	%	MCAWW 160.3 MOD
S-017324-111808-NH-010 11/18/08 16:20 010				
Arsenic	7.7	1.1	mg/kg	SW846 6010B
Lead	6.1	0.33	mg/kg	SW846 6010B
Aluminum	3440	21.8	mg/kg	SW846 6010B
Chromium	7.7	1.1	mg/kg	SW846 6010B
Copper	12.5	2.7	mg/kg	SW846 6010B
Iron	16500	10.9	mg/kg	SW846 6010B
Manganese	318	1.6	mg/kg	SW846 6010B
Nickel	12.3	4.4	mg/kg	SW846 6010B

(Continued on next page)

EXECUTIVE SUMMARY - Detection Highlights

8K19258 : A8K190258

PARAMETER	RESULT	REPORTING LIMIT	UNITS	ANALYTICAL METHOD
S-017324-111808-NH-010 11/18/08 16:20 010				
Potassium	919	545	mg/kg	SW846 6010B
Vanadium	14.6	5.4	mg/kg	SW846 6010B
Zinc	41.1	2.2	mg/kg	SW846 6010B
Acetone	19	17	ug/kg	SW846 8260B
Percent Solids	91.8	10.0	%	MCAWW 160.3 MOD
S-017324-111808-NH-011 11/18/08 16:40 011				
Arsenic	2.4	1.1	mg/kg	SW846 6010B
Lead	3.7	0.32	mg/kg	SW846 6010B
Aluminum	1180	21.2	mg/kg	SW846 6010B
Chromium	2.5	1.1	mg/kg	SW846 6010B
Copper	3.6	2.6	mg/kg	SW846 6010B
Iron	3790	10.6	mg/kg	SW846 6010B
Manganese	184	1.6	mg/kg	SW846 6010B
Zinc	13.4	2.1	mg/kg	SW846 6010B
Percent Solids	94.6	10.0	%	MCAWW 160.3 MOD

(Continued on next page)

EXECUTIVE SUMMARY - Detection Highlights

8K19258 : A8K240181

PARAMETER	RESULT	REPORTING LIMIT	UNITS	ANALYTICAL METHOD
S-017324-112008-NH-032 11/20/08 12:05 001				
Arsenic	22.1	1.3	mg/kg	SW846 6010B
Lead	19.2	0.39	mg/kg	SW846 6010B
Aluminum	12600	26.1	mg/kg	SW846 6010B
Chromium	26.5	1.3	mg/kg	SW846 6010B
Copper	34.0	3.3	mg/kg	SW846 6010B
Iron	43600	13.0	mg/kg	SW846 6010B
Manganese	148	2.0	mg/kg	SW846 6010B
Nickel	20.6	5.2	mg/kg	SW846 6010B
Potassium	1430	651	mg/kg	SW846 6010B
Vanadium	68.8	6.5	mg/kg	SW846 6010B
Zinc	88.3	2.6	mg/kg	SW846 6010B
Fluoranthene	1000	430	ug/kg	SW846 8270C
Phenanthrene	620	430	ug/kg	SW846 8270C
Pyrene	760	430	ug/kg	SW846 8270C
Methylene chloride	24	5.7	ug/kg	SW846 8260B
Percent Solids	76.8	10.0	%	MCAWW 160.3 MOD
S-017324-112008-NH-033 11/20/08 12:15 002				
Arsenic	4.6	1.1	mg/kg	SW846 6010B
Lead	6.0	0.34	mg/kg	SW846 6010B
Aluminum	2760	22.6	mg/kg	SW846 6010B
Chromium	5.9	1.1	mg/kg	SW846 6010B
Copper	11.6	2.8	mg/kg	SW846 6010B
Iron	9550	11.3	mg/kg	SW846 6010B
Manganese	215	1.7	mg/kg	SW846 6010B
Nickel	9.7	4.5	mg/kg	SW846 6010B
Potassium	593	564	mg/kg	SW846 6010B
Vanadium	8.6	5.6	mg/kg	SW846 6010B
Zinc	43.0	2.3	mg/kg	SW846 6010B
Methylene chloride	18	4.4	ug/kg	SW846 8260B
Percent Solids	88.7	10.0	%	MCAWW 160.3 MOD
S-017324-112008-NH-034 11/20/08 13:00 003				
Arsenic	3.8	1.1	mg/kg	SW846 6010B
Lead	7.1	0.34	mg/kg	SW846 6010B
Aluminum	2650	22.9	mg/kg	SW846 6010B
Chromium	5.6	1.1	mg/kg	SW846 6010B
Copper	7.6	2.9	mg/kg	SW846 6010B
Iron	6990	11.4	mg/kg	SW846 6010B
Manganese	182	1.7	mg/kg	SW846 6010B
Nickel	6.8	4.6	mg/kg	SW846 6010B

(Continued on next page)

EXECUTIVE SUMMARY - Detection Highlights

8K19258 : A8K240181

PARAMETER	RESULT	REPORTING LIMIT	UNITS	ANALYTICAL METHOD
S-017324-112008-NH-034 11/20/08 13:00 003				
Vanadium	8.6	5.7	mg/kg	SW846 6010B
Zinc	26.7	2.3	mg/kg	SW846 6010B
Benzo(a)anthracene	1500	940	ug/kg	SW846 8270C
Benzo(a)pyrene	1200	940	ug/kg	SW846 8270C
Benzo(b)fluoranthene	1600	940	ug/kg	SW846 8270C
Chrysene	1500	940	ug/kg	SW846 8270C
Fluoranthene	4200	940	ug/kg	SW846 8270C
Phenanthrene	2300	940	ug/kg	SW846 8270C
Pyrene	3300	940	ug/kg	SW846 8270C
Methylene chloride	14	4.6	ug/kg	SW846 8260B
Percent Solids	87.4	10.0	%	MCAWW 160.3 MOD
S-017324-112008-NH-035 11/20/08 13:40 004				
Arsenic	3.4	1.1	mg/kg	SW846 6010B
Lead	4.0	0.33	mg/kg	SW846 6010B
Aluminum	1740	22.1	mg/kg	SW846 6010B
Chromium	4.3	1.1	mg/kg	SW846 6010B
Copper	7.8	2.8	mg/kg	SW846 6010B
Iron	6420	11.1	mg/kg	SW846 6010B
Manganese	104	1.7	mg/kg	SW846 6010B
Nickel	7.1	4.4	mg/kg	SW846 6010B
Vanadium	6.4	5.5	mg/kg	SW846 6010B
Zinc	23.1	2.2	mg/kg	SW846 6010B
Percent Solids	90.4	10.0	%	MCAWW 160.3 MOD
S-017324-112008-NH-036 11/20/08 13:55 005				
Arsenic	2.6	1.1	mg/kg	SW846 6010B
Lead	2.5	0.33	mg/kg	SW846 6010B
Aluminum	1130	21.9	mg/kg	SW846 6010B
Chromium	2.8	1.1	mg/kg	SW846 6010B
Copper	4.8	2.7	mg/kg	SW846 6010B
Iron	7790	10.9	mg/kg	SW846 6010B
Manganese	189	1.6	mg/kg	SW846 6010B
Zinc	18.7	2.2	mg/kg	SW846 6010B
Methylene chloride	14	4.0	ug/kg	SW846 8260B
Percent Solids	91.4	10.0	%	MCAWW 160.3 MOD

ANALYTICAL METHODS SUMMARY

8K19258

PARAMETER	ANALYTICAL METHOD
Inductively Coupled Plasma (ICP) Metals	SW846 6010B
Mercury in Solid Waste (Manual Cold-Vapor)	SW846 7471A
PCBs by SW-846 8082	SW846 8082
Semivolatile Organic Compounds by GC/MS	SW846 8270C
Total Residue as Percent Solids	MCAWW 160.3 MOD
Trace Inductively Coupled Plasma (ICP) Metals	SW846 6010B
Volatile Organics by GC/MS	SW846 8260B

References:

MCAWW "Methods for Chemical Analysis of Water and Wastes", EPA-600/4-79-020, March 1983 and subsequent revisions.

SW846 "Test Methods for Evaluating Solid Waste, Physical/Chemical Methods", Third Edition, November 1986 and its updates.

SAMPLE SUMMARY

8K19258 : A8K190258

WO #	SAMPLE#	CLIENT SAMPLE ID	SAMPLED DATE	SAMP TIME
K29GP	001	S-017324-111808-NH-001	11/18/08	12:25
K29GT	002	S-017324-111808-NH-002	11/18/08	12:30
K29GW	003	S-017324-111808-NH-003	11/18/08	13:00
K29G9	004	S-017324-111808-NH-004	11/18/08	13:40
K29HC	005	S-017324-111808-NH-005	11/18/08	14:00
K29HD	006	S-017324-111808-NH-006	11/18/08	14:30
K29HG	007	S-017324-111808-NH-007	11/18/08	15:20
K29HJ	008	S-017324-111808-NH-008	11/18/08	15:50
K29HL	009	S-017324-111808-NH-009	11/18/08	15:55
K29HM	010	S-017324-111808-NH-010	11/18/08	16:20
K29HP	011	S-017324-111808-NH-011	11/18/08	16:40

NOTE(S):

- The analytical results of the samples listed above are presented on the following pages.
- All calculations are performed before rounding to avoid round-off errors in calculated results.
- Results noted as "ND" were not detected at or above the stated limit.
- This report must not be reproduced, except in full, without the written approval of the laboratory.
- Results for the following parameters are never reported on a dry weight basis: color, corrosivity, density, flashpoint, ignitability, layers, odor, paint filter test, pH, porosity pressure, reactivity, redox potential, specific gravity, spot tests, solids, solubility, temperature, viscosity, and weight.

(Continued on next page)

SAMPLE SUMMARY

8K19258 : A8K240181

WO #	SAMPLE#	CLIENT SAMPLE ID	SAMPLED DATE	SAMP TIME
K3KWT	001	S-017324-112008-NH-032	11/20/08	12:05
K3KWX	002	S-017324-112008-NH-033	11/20/08	12:15
K3KW1	003	S-017324-112008-NH-034	11/20/08	13:00
K3KW2	004	S-017324-112008-NH-035	11/20/08	13:40
K3KW3	005	S-017324-112008-NH-036	11/20/08	13:55

NOTE(S):

- The analytical results of the samples listed above are presented on the following pages.
- All calculations are performed before rounding to avoid round-off errors in calculated results.
- Results noted as "ND" were not detected at or above the stated limit.
- This report must not be reproduced, except in full, without the written approval of the laboratory.
- Results for the following parameters are never reported on a dry weight basis: color, corrosivity, density, flashpoint, ignitability, layers, odor, paint filter test, pH, porosity pressure, reactivity, redox potential, specific gravity, spot tests, solids, solubility, temperature, viscosity, and weight.

Conestoga-Rovers & Associates, Inc.

Client Sample ID: S-017324-111808-NH-001

GC/MS Volatiles

Lot-Sample #...: A8K190258-001 **Work Order #...:** K29GP1AA **Matrix.....:** SO
Date Sampled...: 11/18/08 12:25 **Date Received..:** 11/19/08
Prep Date.....: 11/19/08 **Analysis Date..:** 11/28/08
Prep Batch #...: 8331142
Dilution Factor: 0.92
% Moisture.....: 12 **Method.....:** SW846 8260B

PARAMETER	RESULT	REPORTING LIMIT	UNITS
Acetone	ND	1000	ug/kg
Benzene	ND	260	ug/kg
Bromodichloromethane	ND	260	ug/kg
Bromoform	ND	260	ug/kg
Bromomethane	ND	260	ug/kg
2-Butanone	ND	1000	ug/kg
Carbon disulfide	ND	260	ug/kg
Carbon tetrachloride	ND	260	ug/kg
Chlorobenzene	ND	260	ug/kg
Dibromochloromethane	ND	260	ug/kg
1,2-Dibromo-3-chloro-propane	ND	520	ug/kg
Chloroethane	ND	260	ug/kg
Chloroform	ND	260	ug/kg
Chloromethane	ND	260	ug/kg
Cyclohexane	ND	520	ug/kg
1,2-Dibromoethane	ND	260	ug/kg
1,2-Dichlorobenzene	ND	260	ug/kg
1,3-Dichlorobenzene	ND	260	ug/kg
1,4-Dichlorobenzene	ND	260	ug/kg
Dichlorodifluoromethane	ND	260	ug/kg
1,1-Dichloroethane	ND	260	ug/kg
1,2-Dichloroethane	ND	260	ug/kg
1,1-Dichloroethene	ND	260	ug/kg
cis-1,2-Dichloroethene	ND	260	ug/kg
trans-1,2-Dichloroethene	ND	260	ug/kg
1,2-Dichloropropane	ND	260	ug/kg
cis-1,3-Dichloropropene	ND	260	ug/kg
trans-1,3-Dichloropropene	ND	260	ug/kg
Ethylbenzene	ND	260	ug/kg
Trichlorofluoromethane	ND	260	ug/kg
2-Hexanone	ND	1000	ug/kg
Isopropylbenzene	ND	260	ug/kg
Methyl acetate	ND	520	ug/kg
Methylcyclohexane	ND	520	ug/kg
Methylene chloride	ND	260	ug/kg
4-Methyl-2-pentanone	ND	1000	ug/kg
Styrene	ND	260	ug/kg

(Continued on next page)

Conestoga-Rovers & Associates, Inc.

Client Sample ID: S-017324-111808-NH-001

GC/MS Volatiles

Lot-Sample #...: A8K190258-001 **Work Order #...:** K29GP1AA **Matrix.....:** SO

PARAMETER	RESULT	REPORTING LIMIT	UNITS
1,1,2,2-Tetrachloroethane	ND	260	ug/kg
Tetrachloroethene	ND	260	ug/kg
Toluene	ND	260	ug/kg
1,2,4-Trichloro-benzene	ND	260	ug/kg
1,1,1-Trichloroethane	ND	260	ug/kg
1,1,2-Trichloroethane	ND	260	ug/kg
Trichloroethene	ND	260	ug/kg
1,1,2-Trichloro-1,2,2-trifluoroethane	ND	260	ug/kg
Vinyl chloride	ND	260	ug/kg
Xylenes (total)	ND	520	ug/kg
Methyl tert-butyl ether	ND	1000	ug/kg

SURROGATE	PERCENT RECOVERY	RECOVERY LIMITS
Dibromofluoromethane	72	(59 - 138)
1,2-Dichloroethane-d4	87	(61 - 130)
Toluene-d8	56 *	(60 - 143)
4-Bromofluorobenzene	67	(47 - 158)

NOTE(S):

* Surrogate recovery is outside stated control limits.

Results and reporting limits have been adjusted for dry weight.

Conestoga-Rovers & Associates, Inc.

Client Sample ID: S-017324-111808-NH-001

GC/MS Volatiles

Lot-Sample #...: A8K190258-001 **Work Order #...:** K29GP2AA **Matrix.....:** SO
Date Sampled...: 11/18/08 12:25 **Date Received..:** 11/19/08
Prep Date.....: 12/01/08 **Analysis Date..:** 12/01/08
Prep Batch #...: 8337312
Dilution Factor: 0.84
% Moisture.....: 12 **Method.....:** SW846 8260B

PARAMETER	RESULT	REPORTING LIMIT	UNITS
Acetone	**46**	**19**	**ug/kg**
Benzene	ND	4.7	ug/kg
Bromodichloromethane	ND	4.7	ug/kg
Bromoform	ND	4.7	ug/kg
Bromomethane	ND	4.7	ug/kg
2-Butanone	ND	19	ug/kg
Carbon disulfide	ND	4.7	ug/kg
Carbon tetrachloride	ND	4.7	ug/kg
Chlorobenzene	ND	4.7	ug/kg
Dibromochloromethane	ND	4.7	ug/kg
1,2-Dibromo-3-chloro-propane	ND	9.5	ug/kg
Chloroethane	ND	4.7	ug/kg
Chloroform	ND	4.7	ug/kg
Chloromethane	ND	4.7	ug/kg
Cyclohexane	ND	9.5	ug/kg
1,2-Dibromoethane	ND	4.7	ug/kg
1,2-Dichlorobenzene	**20**	**4.7**	**ug/kg**
1,3-Dichlorobenzene	ND	4.7	ug/kg
1,4-Dichlorobenzene	**7.6**	**4.7**	**ug/kg**
Dichlorodifluoromethane	ND	4.7	ug/kg
1,1-Dichloroethane	ND	4.7	ug/kg
1,2-Dichloroethane	ND	4.7	ug/kg
1,1-Dichloroethene	ND	4.7	ug/kg
cis-1,2-Dichloroethene	ND	4.7	ug/kg
trans-1,2-Dichloroethene	ND	4.7	ug/kg
1,2-Dichloropropane	ND	4.7	ug/kg
cis-1,3-Dichloropropene	ND	4.7	ug/kg
trans-1,3-Dichloropropene	ND	4.7	ug/kg
Ethylbenzene	**8.1**	**4.7**	**ug/kg**
Trichlorofluoromethane	ND	4.7	ug/kg
2-Hexanone	ND	19	ug/kg
Isopropylbenzene	**4.9**	**4.7**	**ug/kg**
Methyl acetate	ND	9.5	ug/kg
Methylcyclohexane	ND	9.5	ug/kg
Methylene chloride	**5.8**	**4.7**	**ug/kg**
4-Methyl-2-pentanone	ND	19	ug/kg
Styrene	ND	4.7	ug/kg

(Continued on next page)

Conestoga-Rovers & Associates, Inc.

Client Sample ID: S-017324-111808-NH-001

GC/MS Volatiles

Lot-Sample #...: A8K190258-001 **Work Order #...:** K29GP2AA **Matrix.....:** SO

PARAMETER	RESULT	REPORTING LIMIT	UNITS
1,1,2,2-Tetrachloroethane	ND	4.7	ug/kg
Tetrachloroethene	**260 E**	**4.7**	**ug/kg**
Toluene	**5.5**	**4.7**	**ug/kg**
1,2,4-Trichloro-benzene	ND	4.7	ug/kg
1,1,1-Trichloroethane	ND	4.7	ug/kg
1,1,2-Trichloroethane	ND	4.7	ug/kg
Trichloroethene	**4.7**	**4.7**	**ug/kg**
1,1,2-Trichloro-1,2,2-trifluoroethane	ND	4.7	ug/kg
Vinyl chloride	ND	4.7	ug/kg
Xylenes (total)	**41**	**9.5**	**ug/kg**
Methyl tert-butyl ether	ND	19	ug/kg

SURROGATE	PERCENT RECOVERY	RECOVERY LIMITS
Dibromofluoromethane	103	(59 - 138)
1,2-Dichloroethane-d4	98	(61 - 130)
Toluene-d8	76	(60 - 143)
4-Bromofluorobenzene	50	(47 - 158)

NOTE(S):

Results and reporting limits have been adjusted for dry weight.

E Estimated result. Result concentration exceeds the calibration range.

Conestoga-Rovers & Associates, Inc.

Client Sample ID: S-017324-111808-NH-001

GC/MS Semivolatiles

Lot-Sample #...: A8K190258-001 **Work Order #...:** K29GP1AE **Matrix.....:** SO
Date Sampled...: 11/18/08 12:25 **Date Received..:** 11/19/08
Prep Date.....: 11/24/08 **Analysis Date..:** 11/26/08
Prep Batch #...: 8329404
Dilution Factor: 50
% Moisture.....: 12 **Method.....:** SW846 8270C

PARAMETER	RESULT	REPORTING LIMIT	UNITS
Acenaphthene	ND	19000	ug/kg
Acenaphthylene	ND	19000	ug/kg
Acetophenone	ND	3800	ug/kg
Anthracene	ND	19000	ug/kg
Atrazine	ND	19000	ug/kg
Benzo(a)anthracene	ND	19000	ug/kg
Benzo(a)pyrene	ND	19000	ug/kg
Benzo(b)fluoranthene	ND	19000	ug/kg
Benzo(ghi)perylene	ND	19000	ug/kg
Benzo(k)fluoranthene	ND	19000	ug/kg
Benzaldehyde	ND	19000	ug/kg
1,1'-Biphenyl	ND	19000	ug/kg
bis(2-Chloroethoxy) methane	ND	19000	ug/kg
bis(2-Chloroethyl)-ether	ND	19000	ug/kg
bis(2-Ethylhexyl) phthalate	ND	19000	ug/kg
4-Bromophenyl phenyl ether	ND	19000	ug/kg
Butyl benzyl phthalate	ND	19000	ug/kg
Caprolactam	ND	19000	ug/kg
Carbazole	ND	19000	ug/kg
4-Chloroaniline	ND	19000	ug/kg
4-Chloro-3-methylphenol	ND	19000	ug/kg
2-Chloronaphthalene	ND	19000	ug/kg
2-Chlorophenol	ND	19000	ug/kg
4-Chlorophenyl phenyl ether	ND	19000	ug/kg
Chrysene	ND	19000	ug/kg
Dibenz(a,h)anthracene	ND	19000	ug/kg
Dibenzofuran	ND	19000	ug/kg
3,3'-Dichlorobenzidine	ND	90000	ug/kg
2,4-Dichlorophenol	ND	19000	ug/kg
Diethyl phthalate	ND	19000	ug/kg
2,4-Dimethylphenol	ND	19000	ug/kg
Dimethyl phthalate	ND	19000	ug/kg
Di-n-butyl phthalate	ND	19000	ug/kg

(Continued on next page)

Conestoga-Rovers & Associates, Inc.

Client Sample ID: S-017324-111808-NH-001

GC/MS Semivolatiles

Lot-Sample #...: A8K190258-001 **Work Order #...:** K29GP1AE **Matrix.....:** SO

PARAMETER	RESULT	REPORTING LIMIT	UNITS
4,6-Dinitro-2-methylphenol	ND	90000	ug/kg
2,4-Dinitrophenol	ND	90000	ug/kg
2,4-Dinitrotoluene	ND	19000	ug/kg
2,6-Dinitrotoluene	ND	19000	ug/kg
Di-n-octyl phthalate	ND	19000	ug/kg
Fluoranthene	ND	19000	ug/kg
Fluorene	ND	19000	ug/kg
Hexachlorobenzene	ND	19000	ug/kg
Hexachlorobutadiene	ND	19000	ug/kg
Hexachlorocyclopenta-diene	ND	90000	ug/kg
Hexachloroethane	ND	19000	ug/kg
Indeno(1,2,3-cd)pyrene	ND	19000	ug/kg
Isophorone	ND	19000	ug/kg
2-Methylnaphthalene	ND	19000	ug/kg
2-Methylphenol	ND	19000	ug/kg
4-Methylphenol	ND	19000	ug/kg
Naphthalene	ND	19000	ug/kg
2-Nitroaniline	ND	90000	ug/kg
3-Nitroaniline	ND	90000	ug/kg
4-Nitroaniline	ND	90000	ug/kg
Nitrobenzene	ND	19000	ug/kg
2-Nitrophenol	ND	19000	ug/kg
4-Nitrophenol	ND	90000	ug/kg
N-Nitrosodi-n-propyl-amine	ND	19000	ug/kg
N-Nitrosodiphenylamine	ND	19000	ug/kg
2,2'-oxybis (1-Chloropropane)	ND	19000	ug/kg
Pentachlorophenol	ND	19000	ug/kg
Phenanthrene	ND	19000	ug/kg
Phenol	ND	19000	ug/kg
Pyrene	ND	19000	ug/kg
2,4,5-Trichloro-phenol	ND	19000	ug/kg
2,4,6-Trichloro-phenol	ND	19000	ug/kg

(Continued on next page)

Conestoga-Rovers & Associates, Inc.

Client Sample ID: S-017324-111808-NH-001

GC/MS Semivolatiles

Lot-Sample #...: A8K190258-001 **Work Order #...:** K29GP1AE **Matrix.....:** SO

SURROGATE	PERCENT RECOVERY	RECOVERY LIMITS
Nitrobenzene-d5	0.0 DIL,*	(24 - 112)
2-Fluorobiphenyl	0.0 DIL,*	(34 - 110)
Terphenyl-d14	0.0 DIL,*	(41 - 119)
Phenol-d5	0.0 DIL,*	(28 - 110)
2-Fluorophenol	0.0 DIL,*	(26 - 110)
2,4,6-Tribromophenol	0.0 DIL,*	(10 - 118)

NOTE(S):

DIL The concentration is estimated or not reported due to dilution or the presence of interfering analytes.

* Surrogate recovery is outside stated control limits.

Results and reporting limits have been adjusted for dry weight.

Conestoga-Rovers & Associates, Inc.

Client Sample ID: S-017324-111808-NH-001

GC Semivolatiles

Lot-Sample #...: A8K190258-001 **Work Order #...:** K29GP1AF **Matrix.....:** SO
Date Sampled...: 11/18/08 12:25 **Date Received..:** 11/19/08
Prep Date.....: 11/24/08 **Analysis Date..:** 12/02/08
Prep Batch #...: 8329039
Dilution Factor: 5
% Moisture.....: 12 **Method.....:** SW846 8082

PARAMETER	RESULT	REPORTING LIMIT	UNITS
Aroclor 1016	ND	190	ug/kg
Aroclor 1221	ND	190	ug/kg
Aroclor 1232	ND	190	ug/kg
Aroclor 1242	ND	190	ug/kg
Aroclor 1248	**480**	**190**	**ug/kg**
Aroclor 1254	ND	190	ug/kg
Aroclor 1260	ND	190	ug/kg

SURROGATE	PERCENT RECOVERY	RECOVERY LIMITS
Tetrachloro-m-xylene	71 DIL	(10 - 196)
Decachlorobiphenyl	102 DIL	(10 - 199)

NOTE(S):

DIL The concentration is estimated or not reported due to dilution or the presence of interfering analytes.

Results and reporting limits have been adjusted for dry weight.

Conestoga-Rovers & Associates, Inc.

Client Sample ID: S-017324-111808-NH-001

TOTAL Metals

Lot-Sample #...: A8K190258-001 **Matrix.....:** SO
Date Sampled...: 11/18/08 12:25 **Date Received..:** 11/19/08
% Moisture.....: 12

PARAMETER	RESULT	REPORTING LIMIT	UNITS	METHOD	PREPARATION-ANALYSIS DATE	WORK ORDER #
Prep Batch #...: 8325024						
Aluminum	**2550**	**22.6**	**mg/kg**	**SW846 6010B**	**11/20/08**	**K29GP1AG**
		Dilution Factor: 1				
Arsenic	**4.2**	**1.1**	**mg/kg**	**SW846 6010B**	**11/20/08**	**K29GP1AX**
		Dilution Factor: 1				
Lead	**4.8**	**0.34**	**mg/kg**	**SW846 6010B**	**11/20/08**	**K29GP1A0**
		Dilution Factor: 1				
Antimony	ND	6.8	mg/kg	SW846 6010B	11/20/08	K29GP1AH
		Dilution Factor: 1				
Selenium	ND	0.56	mg/kg	SW846 6010B	11/20/08	K29GP1A1
		Dilution Factor: 1				
Thallium	ND	1.1	mg/kg	SW846 6010B	11/20/08	K29GP1A2
		Dilution Factor: 1				
Cadmium	ND	0.56	mg/kg	SW846 6010B	11/20/08	K29GP1AJ
		Dilution Factor: 1				
Chromium	**5.0**	**1.1**	**mg/kg**	**SW846 6010B**	**11/20/08**	**K29GP1AK**
		Dilution Factor: 1				
Cobalt	ND	5.6	mg/kg	SW846 6010B	11/20/08	K29GP1AL
		Dilution Factor: 1				
Copper	**9.3**	**2.8**	**mg/kg**	**SW846 6010B**	**11/20/08**	**K29GP1AM**
		Dilution Factor: 1				
Iron	**6830**	**11.3**	**mg/kg**	**SW846 6010B**	**11/20/08**	**K29GP1AN**
		Dilution Factor: 1				
Manganese	**180**	**1.7**	**mg/kg**	**SW846 6010B**	**11/20/08**	**K29GP1AP**
		Dilution Factor: 1				
Nickel	**6.6**	**4.5**	**mg/kg**	**SW846 6010B**	**11/20/08**	**K29GP1AQ**
		Dilution Factor: 1				
Potassium	**618**	**565**	**mg/kg**	**SW846 6010B**	**11/20/08**	**K29GP1AR**
		Dilution Factor: 1				

(Continued on next page)

Conestoga-Rovers & Associates, Inc.

Client Sample ID: S-017324-111808-NH-001

TOTAL Metals

Lot-Sample #...: A8K190258-001 **Matrix.....:** SO

PARAMETER	RESULT	REPORTING LIMIT	UNITS	METHOD	PREPARATION-ANALYSIS DATE	WORK ORDER #
Silver	ND	1.1	mg/kg	SW846 6010B	11/20/08	K29GP1AT
		Dilution Factor: 1				
Sodium	ND	565	mg/kg	SW846 6010B	11/20/08	K29GP1AU
		Dilution Factor: 1				
Vanadium	**8.6**	**5.6**	**mg/kg**	**SW846 6010B**	**11/20/08**	**K29GP1AV**
		Dilution Factor: 1				
Zinc	**27.8**	**2.3**	**mg/kg**	**SW846 6010B**	**11/20/08**	**K29GP1AW**
		Dilution Factor: 1				
Mercury	ND	0.11	mg/kg	SW846 7471A	11/20-11/21/08	K29GP1A3
		Dilution Factor: 1				

NOTE(S):

Results and reporting limits have been adjusted for dry weight.

Conestoga-Rovers & Associates, Inc.

Client Sample ID: S-017324-111808-NH-001

General Chemistry

Lot-Sample #...: A8K190258-001 **Work Order #...:** K29GP **Matrix.....:** SO
Date Sampled...: 11/18/08 12:25 **Date Received..:** 11/19/08
% Moisture.....: 12

PARAMETER	RESULT	RL	UNITS	METHOD	PREPARATION-ANALYSIS DATE	PREP BATCH #
Percent Solids	**88.5**	**10.0**	**%**	**MCAWW 160.3 MOD**	**11/25-11/26/08**	**8330501**

Dilution Factor: 1

Conestoga-Rovers & Associates, Inc.

Client Sample ID: S-017324-111808-NH-002

GC/MS Volatiles

Lot-Sample #...: A8K190258-002 **Work Order #...:** K29GT1AG **Matrix.....:** SO
Date Sampled...: 11/18/08 12:30 **Date Received..:** 11/19/08
Prep Date.....: 12/01/08 **Analysis Date..:** 12/01/08
Prep Batch #...: 8337312
Dilution Factor: 0.87
% Moisture.....: 11 **Method.....:** SW846 8260B

PARAMETER	RESULT	REPORTING LIMIT	UNITS
Acetone	ND	20	ug/kg
Benzene	ND	4.9	ug/kg
Bromodichloromethane	ND	4.9	ug/kg
Bromoform	ND	4.9	ug/kg
Bromomethane	ND	4.9	ug/kg
2-Butanone	ND	20	ug/kg
Carbon disulfide	ND	4.9	ug/kg
Carbon tetrachloride	ND	4.9	ug/kg
Chlorobenzene	ND	4.9	ug/kg
Dibromochloromethane	ND	4.9	ug/kg
1,2-Dibromo-3-chloro-propane	ND	9.8	ug/kg
Chloroethane	ND	4.9	ug/kg
Chloroform	ND	4.9	ug/kg
Chloromethane	ND	4.9	ug/kg
Cyclohexane	ND	9.8	ug/kg
1,2-Dibromoethane	ND	4.9	ug/kg
1,2-Dichlorobenzene	ND	4.9	ug/kg
1,3-Dichlorobenzene	ND	4.9	ug/kg
1,4-Dichlorobenzene	ND	4.9	ug/kg
Dichlorodifluoromethane	ND	4.9	ug/kg
1,1-Dichloroethane	ND	4.9	ug/kg
1,2-Dichloroethane	ND	4.9	ug/kg
1,1-Dichloroethene	ND	4.9	ug/kg
cis-1,2-Dichloroethene	ND	4.9	ug/kg
trans-1,2-Dichloroethene	ND	4.9	ug/kg
1,2-Dichloropropane	ND	4.9	ug/kg
cis-1,3-Dichloropropene	ND	4.9	ug/kg
trans-1,3-Dichloropropene	ND	4.9	ug/kg
Ethylbenzene	ND	4.9	ug/kg
Trichlorofluoromethane	ND	4.9	ug/kg
2-Hexanone	ND	20	ug/kg
Isopropylbenzene	ND	4.9	ug/kg
Methyl acetate	ND	9.8	ug/kg
Methylcyclohexane	ND	9.8	ug/kg
Methylene chloride	ND	4.9	ug/kg
4-Methyl-2-pentanone	ND	20	ug/kg
Styrene	ND	4.9	ug/kg

(Continued on next page)

Conestoga-Rovers & Associates, Inc.

Client Sample ID: S-017324-111808-NH-002

GC/MS Volatiles

Lot-Sample #...: A8K190258-002 **Work Order #...:** K29GT1AG **Matrix.....:** SO

PARAMETER	RESULT	REPORTING LIMIT	UNITS
1,1,2,2-Tetrachloroethane	ND	4.9	ug/kg
Tetrachloroethene	**22**	**4.9**	**ug/kg**
Toluene	ND	4.9	ug/kg
1,2,4-Trichloro-benzene	ND	4.9	ug/kg
1,1,1-Trichloroethane	ND	4.9	ug/kg
1,1,2-Trichloroethane	ND	4.9	ug/kg
Trichloroethene	ND	4.9	ug/kg
1,1,2-Trichloro-1,2,2-trifluoroethane	ND	4.9	ug/kg
Vinyl chloride	ND	4.9	ug/kg
Xylenes (total)	ND	9.8	ug/kg
Methyl tert-butyl ether	ND	20	ug/kg

SURROGATE	PERCENT RECOVERY	RECOVERY LIMITS
Dibromofluoromethane	104	(59 - 138)
1,2-Dichloroethane-d4	95	(61 - 130)
Toluene-d8	99	(60 - 143)
4-Bromofluorobenzene	97	(47 - 158)

NOTE(S):

Results and reporting limits have been adjusted for dry weight.

Conestoga-Rovers & Associates, Inc.

Client Sample ID: S-017324-111808-NH-002

GC/MS Semivolatiles

Lot-Sample #...: A8K190258-002 **Work Order #...:** K29GT1AK **Matrix.....:** SO
Date Sampled...: 11/18/08 12:30 **Date Received..:** 11/19/08
Prep Date.....: 11/24/08 **Analysis Date..:** 11/26/08
Prep Batch #...: 8329404
Dilution Factor: 50
% Moisture.....: 11 **Method.....:** SW846 8270C

PARAMETER	RESULT	REPORTING LIMIT	UNITS
Acenaphthene	ND	19000	ug/kg
Acenaphthylene	ND	19000	ug/kg
Acetophenone	ND	3800	ug/kg
Anthracene	ND	19000	ug/kg
Atrazine	ND	19000	ug/kg
Benzo(a)anthracene	ND	19000	ug/kg
Benzo(a)pyrene	ND	19000	ug/kg
Benzo(b)fluoranthene	ND	19000	ug/kg
Benzo(ghi)perylene	ND	19000	ug/kg
Benzo(k)fluoranthene	ND	19000	ug/kg
Benzaldehyde	ND	19000	ug/kg
1,1'-Biphenyl	ND	19000	ug/kg
bis(2-Chloroethoxy) methane	ND	19000	ug/kg
bis(2-Chloroethyl)-ether	ND	19000	ug/kg
bis(2-Ethylhexyl) phthalate	ND	19000	ug/kg
4-Bromophenyl phenyl ether	ND	19000	ug/kg
Butyl benzyl phthalate	ND	19000	ug/kg
Caprolactam	ND	19000	ug/kg
Carbazole	ND	19000	ug/kg
4-Chloroaniline	ND	19000	ug/kg
4-Chloro-3-methylphenol	ND	19000	ug/kg
2-Chloronaphthalene	ND	19000	ug/kg
2-Chlorophenol	ND	19000	ug/kg
4-Chlorophenyl phenyl ether	ND	19000	ug/kg
Chrysene	ND	19000	ug/kg
Dibenz(a,h)anthracene	ND	19000	ug/kg
Dibenzofuran	ND	19000	ug/kg
3,3'-Dichlorobenzidine	ND	90000	ug/kg
2,4-Dichlorophenol	ND	19000	ug/kg
Diethyl phthalate	ND	19000	ug/kg
2,4-Dimethylphenol	ND	19000	ug/kg
Dimethyl phthalate	ND	19000	ug/kg
Di-n-butyl phthalate	ND	19000	ug/kg

(Continued on next page)

Conestoga-Rovers & Associates, Inc.

Client Sample ID: S-017324-111808-NH-002

GC/MS Semivolatiles

Lot-Sample #...: A8K190258-002 **Work Order #...:** K29GT1AK **Matrix.....:** SO

PARAMETER	RESULT	REPORTING LIMIT	UNITS
4,6-Dinitro-2-methylphenol	ND	90000	ug/kg
2,4-Dinitrophenol	ND	90000	ug/kg
2,4-Dinitrotoluene	ND	19000	ug/kg
2,6-Dinitrotoluene	ND	19000	ug/kg
Di-n-octyl phthalate	ND	19000	ug/kg
Fluoranthene	ND	19000	ug/kg
Fluorene	ND	19000	ug/kg
Hexachlorobenzene	ND	19000	ug/kg
Hexachlorobutadiene	ND	19000	ug/kg
Hexachlorocyclopenta-diene	ND	90000	ug/kg
Hexachloroethane	ND	19000	ug/kg
Indeno(1,2,3-cd)pyrene	ND	19000	ug/kg
Isophorone	ND	19000	ug/kg
2-Methylnaphthalene	ND	19000	ug/kg
2-Methylphenol	ND	19000	ug/kg
4-Methylphenol	ND	19000	ug/kg
Naphthalene	ND	19000	ug/kg
2-Nitroaniline	ND	90000	ug/kg
3-Nitroaniline	ND	90000	ug/kg
4-Nitroaniline	ND	90000	ug/kg
Nitrobenzene	ND	19000	ug/kg
2-Nitrophenol	ND	19000	ug/kg
4-Nitrophenol	ND	90000	ug/kg
N-Nitrosodi-n-propyl-amine	ND	19000	ug/kg
N-Nitrosodiphenylamine	ND	19000	ug/kg
2,2'-oxybis (1-Chloropropane)	ND	19000	ug/kg
Pentachlorophenol	ND	19000	ug/kg
Phenanthrene	ND	19000	ug/kg
Phenol	ND	19000	ug/kg
Pyrene	ND	19000	ug/kg
2,4,5-Trichloro-phenol	ND	19000	ug/kg
2,4,6-Trichloro-phenol	ND	19000	ug/kg

(Continued on next page)

Conestoga-Rovers & Associates, Inc.

Client Sample ID: S-017324-111808-NH-002

GC/MS Semivolatiles

Lot-Sample #...: A8K190258-002 **Work Order #...:** K29GT1AK **Matrix.....:** SO

SURROGATE	PERCENT RECOVERY	RECOVERY LIMITS
Nitrobenzene-d5	0.0 DIL,*	(24 - 112)
2-Fluorobiphenyl	0.0 DIL,*	(34 - 110)
Terphenyl-d14	0.0 DIL,*	(41 - 119)
Phenol-d5	0.0 DIL,*	(28 - 110)
2-Fluorophenol	0.0 DIL,*	(26 - 110)
2,4,6-Tribromophenol	0.0 DIL,*	(10 - 118)

NOTE(S):

DIL The concentration is estimated or not reported due to dilution or the presence of interfering analytes.

* Surrogate recovery is outside stated control limits.

Results and reporting limits have been adjusted for dry weight.

Conestoga-Rovers & Associates, Inc.

Client Sample ID: S-017324-111808-NH-002

GC Semivolatiles

Lot-Sample #...: A8K190258-002 **Work Order #...:** K29GT1AL **Matrix.....:** SO
Date Sampled...: 11/18/08 12:30 **Date Received..:** 11/19/08
Prep Date.....: 11/24/08 **Analysis Date..:** 12/02/08
Prep Batch #...: 8329039
Dilution Factor: 5
% Moisture.....: 11 **Method.....:** SW846 8082

PARAMETER	RESULT	REPORTING LIMIT	UNITS
Aroclor 1016	ND	190	ug/kg
Aroclor 1221	ND	190	ug/kg
Aroclor 1232	ND	190	ug/kg
Aroclor 1242	ND	190	ug/kg
Aroclor 1248	**420**	**190**	**ug/kg**
Aroclor 1254	ND	190	ug/kg
Aroclor 1260	ND	190	ug/kg

SURROGATE	PERCENT RECOVERY	RECOVERY LIMITS
Tetrachloro-m-xylene	72 DIL	(10 - 196)
Decachlorobiphenyl	156 DIL	(10 - 199)

NOTE(S):

DIL The concentration is estimated or not reported due to dilution or the presence of interfering analytes.

Results and reporting limits have been adjusted for dry weight.

Conestoga-Rovers & Associates, Inc.

Client Sample ID: S-017324-111808-NH-002

TOTAL Metals

Lot-Sample #...: A8K190258-002 **Matrix.....:** SO
Date Sampled...: 11/18/08 12:30 **Date Received..:** 11/19/08
% Moisture.....: 11

PARAMETER	RESULT	REPORTING LIMIT	UNITS	METHOD	PREPARATION-ANALYSIS DATE	WORK ORDER #
Prep Batch #...: 8325024						
Aluminum	**2590**	**22.5**	**mg/kg**	**SW846 6010B**	**11/20/08**	**K29GT1AM**
		Dilution Factor: 1				
Arsenic	**4.0**	**1.1**	**mg/kg**	**SW846 6010B**	**11/20/08**	**K29GT1A4**
		Dilution Factor: 1				
Lead	**7.2**	**0.34**	**mg/kg**	**SW846 6010B**	**11/20/08**	**K29GT1AA**
		Dilution Factor: 1				
Antimony	ND	6.8	mg/kg	SW846 6010B	11/20/08	K29GT1AN
		Dilution Factor: 1				
Selenium	ND	0.56	mg/kg	SW846 6010B	11/20/08	K29GT1AC
		Dilution Factor: 1				
Thallium	ND	1.1	mg/kg	SW846 6010B	11/20/08	K29GT1AD
		Dilution Factor: 1				
Cadmium	ND	0.56	mg/kg	SW846 6010B	11/20/08	K29GT1AP
		Dilution Factor: 1				
Chromium	**5.3**	**1.1**	**mg/kg**	**SW846 6010B**	**11/20/08**	**K29GT1AQ**
		Dilution Factor: 1				
Cobalt	ND	5.6	mg/kg	SW846 6010B	11/20/08	K29GT1AR
		Dilution Factor: 1				
Copper	**9.4**	**2.8**	**mg/kg**	**SW846 6010B**	**11/20/08**	**K29GT1AT**
		Dilution Factor: 1				
Iron	**7130**	**11.3**	**mg/kg**	**SW846 6010B**	**11/20/08**	**K29GT1AU**
		Dilution Factor: 1				
Manganese	**179**	**1.7**	**mg/kg**	**SW846 6010B**	**11/20/08**	**K29GT1AV**
		Dilution Factor: 1				
Nickel	**7.4**	**4.5**	**mg/kg**	**SW846 6010B**	**11/20/08**	**K29GT1AW**
		Dilution Factor: 1				
Potassium	**617**	**564**	**mg/kg**	**SW846 6010B**	**11/20/08**	**K29GT1AX**
		Dilution Factor: 1				

(Continued on next page)

Conestoga-Rovers & Associates, Inc.

Client Sample ID: S-017324-111808-NH-002

TOTAL Metals

Lot-Sample #...: A8K190258-002 **Matrix.....:** SO

PARAMETER	RESULT	REPORTING LIMIT	UNITS	METHOD	PREPARATION-ANALYSIS DATE	WORK ORDER #
Silver	ND	1.1	mg/kg	SW846 6010B	11/20/08	K29GT1A0
		Dilution Factor: 1				
Sodium	ND	564	mg/kg	SW846 6010B	11/20/08	K29GT1A1
		Dilution Factor: 1				
Vanadium	**8.3**	**5.6**	**mg/kg**	**SW846 6010B**	**11/20/08**	**K29GT1A2**
		Dilution Factor: 1				
Zinc	**30.8**	**2.3**	**mg/kg**	**SW846 6010B**	**11/20/08**	**K29GT1A3**
		Dilution Factor: 1				
Mercury	ND	0.11	mg/kg	SW846 7471A	11/20-11/21/08	K29GT1AE
		Dilution Factor: 1				

NOTE(S):

Results and reporting limits have been adjusted for dry weight.

Conestoga-Rovers & Associates, Inc.

Client Sample ID: S-017324-111808-NH-002

General Chemistry

Lot-Sample #...: A8K190258-002 **Work Order #...:** K29GT **Matrix.....:** SO
Date Sampled...: 11/18/08 12:30 **Date Received..:** 11/19/08
% Moisture.....: 11

PARAMETER	RESULT	RL	UNITS	METHOD	PREPARATION-ANALYSIS DATE	PREP BATCH #
Percent Solids	**88.7**	**10.0**	**%**	**MCAWW 160.3 MOD**	**11/25-11/26/08**	**8330501**

Dilution Factor: 1

Conestoga-Rovers & Associates, Inc.

Client Sample ID: S-017324-111808-NH-003

GC/MS Volatiles

Lot-Sample #...: A8K190258-003 **Work Order #...:** K29GW1AA **Matrix.....:** SO
Date Sampled...: 11/18/08 13:00 **Date Received..:** 11/19/08
Prep Date.....: 12/01/08 **Analysis Date..:** 12/01/08
Prep Batch #...: 8337312
Dilution Factor: 0.84
% Moisture.....: 16 **Method.....:** SW846 8260B

PARAMETER	RESULT	REPORTING LIMIT	UNITS
Acetone	**31**	**20**	**ug/kg**
Benzene	ND	5.0	ug/kg
Bromodichloromethane	ND	5.0	ug/kg
Bromoform	ND	5.0	ug/kg
Bromomethane	ND	5.0	ug/kg
2-Butanone	ND	20	ug/kg
Carbon disulfide	ND	5.0	ug/kg
Carbon tetrachloride	ND	5.0	ug/kg
Chlorobenzene	ND	5.0	ug/kg
Dibromochloromethane	ND	5.0	ug/kg
1,2-Dibromo-3-chloro-propane	ND	10	ug/kg
Chloroethane	ND	5.0	ug/kg
Chloroform	ND	5.0	ug/kg
Chloromethane	ND	5.0	ug/kg
Cyclohexane	ND	10	ug/kg
1,2-Dibromoethane	ND	5.0	ug/kg
1,2-Dichlorobenzene	ND	5.0	ug/kg
1,3-Dichlorobenzene	ND	5.0	ug/kg
1,4-Dichlorobenzene	ND	5.0	ug/kg
Dichlorodifluoromethane	ND	5.0	ug/kg
1,1-Dichloroethane	ND	5.0	ug/kg
1,2-Dichloroethane	ND	5.0	ug/kg
1,1-Dichloroethene	ND	5.0	ug/kg
cis-1,2-Dichloroethene	ND	5.0	ug/kg
trans-1,2-Dichloroethene	ND	5.0	ug/kg
1,2-Dichloropropane	ND	5.0	ug/kg
cis-1,3-Dichloropropene	ND	5.0	ug/kg
trans-1,3-Dichloropropene	ND	5.0	ug/kg
Ethylbenzene	ND	5.0	ug/kg
Trichlorofluoromethane	ND	5.0	ug/kg
2-Hexanone	ND	20	ug/kg
Isopropylbenzene	ND	5.0	ug/kg
Methyl acetate	ND	10	ug/kg
Methylcyclohexane	ND	10	ug/kg
Methylene chloride	ND	5.0	ug/kg
4-Methyl-2-pentanone	ND	20	ug/kg
Styrene	ND	5.0	ug/kg

(Continued on next page)

Conestoga-Rovers & Associates, Inc.

Client Sample ID: S-017324-111808-NH-003

GC/MS Volatiles

Lot-Sample #...: A8K190258-003 **Work Order #...:** K29GW1AA **Matrix.....:** SO

PARAMETER	RESULT	REPORTING LIMIT	UNITS
1,1,2,2-Tetrachloroethane	ND	5.0	ug/kg
Tetrachloroethene	**19**	**5.0**	**ug/kg**
Toluene	ND	5.0	ug/kg
1,2,4-Trichloro-benzene	ND	5.0	ug/kg
1,1,1-Trichloroethane	ND	5.0	ug/kg
1,1,2-Trichloroethane	ND	5.0	ug/kg
Trichloroethene	ND	5.0	ug/kg
1,1,2-Trichloro-1,2,2-trifluoroethane	ND	5.0	ug/kg
Vinyl chloride	ND	5.0	ug/kg
Xylenes (total)	ND	10	ug/kg
Methyl tert-butyl ether	ND	20	ug/kg

SURROGATE	PERCENT RECOVERY	RECOVERY LIMITS
Dibromofluoromethane	104	(59 - 138)
1,2-Dichloroethane-d4	100	(61 - 130)
Toluene-d8	95	(60 - 143)
4-Bromofluorobenzene	83	(47 - 158)

NOTE(S):

Results and reporting limits have been adjusted for dry weight.

Conestoga-Rovers & Associates, Inc.

Client Sample ID: S-017324-111808-NH-003

GC/MS Semivolatiles

Lot-Sample #...: A8K190258-003 **Work Order #...:** K29GW1AH **Matrix.....:** SO
Date Sampled...: 11/18/08 13:00 **Date Received..:** 11/19/08
Prep Date.....: 11/24/08 **Analysis Date..:** 11/26/08
Prep Batch #...: 8329404
Dilution Factor: 25
% Moisture.....: 16 **Method.....:** SW846 8270C

PARAMETER	RESULT	REPORTING LIMIT	UNITS
Acenaphthene	ND	9800	ug/kg
Acenaphthylene	ND	9800	ug/kg
Acetophenone	ND	2000	ug/kg
Anthracene	ND	9800	ug/kg
Atrazine	ND	9800	ug/kg
Benzo(a)anthracene	ND	9800	ug/kg
Benzo(a)pyrene	ND	9800	ug/kg
Benzo(b)fluoranthene	ND	9800	ug/kg
Benzo(ghi)perylene	ND	9800	ug/kg
Benzo(k)fluoranthene	ND	9800	ug/kg
Benzaldehyde	ND	9800	ug/kg
1,1'-Biphenyl	ND	9800	ug/kg
bis(2-Chloroethoxy) methane	ND	9800	ug/kg
bis(2-Chloroethyl)-ether	ND	9800	ug/kg
bis(2-Ethylhexyl) phthalate	ND	9800	ug/kg
4-Bromophenyl phenyl ether	ND	9800	ug/kg
Butyl benzyl phthalate	ND	9800	ug/kg
Caprolactam	ND	9800	ug/kg
Carbazole	ND	9800	ug/kg
4-Chloroaniline	ND	9800	ug/kg
4-Chloro-3-methylphenol	ND	9800	ug/kg
2-Chloronaphthalene	ND	9800	ug/kg
2-Chlorophenol	ND	9800	ug/kg
4-Chlorophenyl phenyl ether	ND	9800	ug/kg
Chrysene	ND	9800	ug/kg
Dibenz(a,h)anthracene	ND	9800	ug/kg
Dibenzofuran	ND	9800	ug/kg
3,3'-Dichlorobenzidine	ND	48000	ug/kg
2,4-Dichlorophenol	ND	9800	ug/kg
Diethyl phthalate	ND	9800	ug/kg
2,4-Dimethylphenol	ND	9800	ug/kg
Dimethyl phthalate	ND	9800	ug/kg
Di-n-butyl phthalate	ND	9800	ug/kg

(Continued on next page)

Conestoga-Rovers & Associates, Inc.

Client Sample ID: S-017324-111808-NH-003

GC/MS Semivolatiles

Lot-Sample #...: A8K190258-003 **Work Order #...:** K29GW1AH **Matrix.....:** SO

PARAMETER	RESULT	REPORTING LIMIT	UNITS
4,6-Dinitro-2-methylphenol	ND	48000	ug/kg
2,4-Dinitrophenol	ND	48000	ug/kg
2,4-Dinitrotoluene	ND	9800	ug/kg
2,6-Dinitrotoluene	ND	9800	ug/kg
Di-n-octyl phthalate	ND	9800	ug/kg
Fluoranthene	ND	9800	ug/kg
Fluorene	ND	9800	ug/kg
Hexachlorobenzene	ND	9800	ug/kg
Hexachlorobutadiene	ND	9800	ug/kg
Hexachlorocyclopenta-diene	ND	48000	ug/kg
Hexachloroethane	ND	9800	ug/kg
Indeno(1,2,3-cd)pyrene	ND	9800	ug/kg
Isophorone	ND	9800	ug/kg
2-Methylnaphthalene	ND	9800	ug/kg
2-Methylphenol	ND	9800	ug/kg
4-Methylphenol	ND	9800	ug/kg
Naphthalene	ND	9800	ug/kg
2-Nitroaniline	ND	48000	ug/kg
3-Nitroaniline	ND	48000	ug/kg
4-Nitroaniline	ND	48000	ug/kg
Nitrobenzene	ND	9800	ug/kg
2-Nitrophenol	ND	9800	ug/kg
4-Nitrophenol	ND	48000	ug/kg
N-Nitrosodi-n-propyl-amine	ND	9800	ug/kg
N-Nitrosodiphenylamine	ND	9800	ug/kg
2,2'-oxybis (1-Chloropropane)	ND	9800	ug/kg
Pentachlorophenol	ND	9800	ug/kg
Phenanthrene	ND	9800	ug/kg
Phenol	ND	9800	ug/kg
Pyrene	ND	9800	ug/kg
2,4,5-Trichloro-phenol	ND	9800	ug/kg
2,4,6-Trichloro-phenol	ND	9800	ug/kg

(Continued on next page)

Conestoga-Rovers & Associates, Inc.

Client Sample ID: S-017324-111808-NH-003

GC/MS Semivolatiles

Lot-Sample #...: A8K190258-003 **Work Order #...:** K29GW1AH **Matrix.....:** SO

SURROGATE	PERCENT RECOVERY	RECOVERY LIMITS
Nitrobenzene-d5	0.0 DIL,*	(24 - 112)
2-Fluorobiphenyl	67 DIL	(34 - 110)
Terphenyl-d14	0.0 DIL,*	(41 - 119)
Phenol-d5	68 DIL	(28 - 110)
2-Fluorophenol	57 DIL	(26 - 110)
2,4,6-Tribromophenol	113 DIL	(10 - 118)

NOTE(S):

DIL The concentration is estimated or not reported due to dilution or the presence of interfering analytes.

* Surrogate recovery is outside stated control limits.

Results and reporting limits have been adjusted for dry weight.

Conestoga-Rovers & Associates, Inc.

Client Sample ID: S-017324-111808-NH-003

GC Semivolatiles

Lot-Sample #...: A8K190258-003 **Work Order #...:** K29GW1AL **Matrix.....:** SO
Date Sampled...: 11/18/08 13:00 **Date Received..:** 11/19/08
Prep Date.....: 11/24/08 **Analysis Date..:** 11/27/08
Prep Batch #...: 8329039
Dilution Factor: 5
% Moisture.....: 16 **Method.....:** SW846 8082

PARAMETER	RESULT	REPORTING LIMIT	UNITS
Aroclor 1016	ND	200	ug/kg
Aroclor 1221	ND	200	ug/kg
Aroclor 1232	ND	200	ug/kg
Aroclor 1242	ND	200	ug/kg
Aroclor 1248	ND	200	ug/kg
Aroclor 1254	ND	200	ug/kg
Aroclor 1260	ND	200	ug/kg

SURROGATE	PERCENT RECOVERY	RECOVERY LIMITS
Tetrachloro-m-xylene	67 DIL	(10 - 196)
Decachlorobiphenyl	614 DIL,*	(10 - 199)

NOTE(S):

DIL The concentration is estimated or not reported due to dilution or the presence of interfering analytes.

* Surrogate recovery is outside stated control limits.

Results and reporting limits have been adjusted for dry weight.

Elevated reporting limits. The reporting limits are elevated due to matrix interference.

Conestoga-Rovers & Associates, Inc.

Client Sample ID: S-017324-111808-NH-003

TOTAL Metals

Lot-Sample #...: A8K190258-003 **Matrix.....:** SO
Date Sampled...: 11/18/08 13:00 **Date Received..:** 11/19/08
% Moisture.....: 16

PARAMETER	RESULT	REPORTING LIMIT	UNITS	METHOD	PREPARATION-ANALYSIS DATE	WORK ORDER #
Prep Batch #...: 8325024						
Aluminum	**6480**	**23.9**	**mg/kg**	**SW846 6010B**	**11/20/08**	**K29GW1AP**
		Dilution Factor: 1				
Arsenic	**4.6**	**1.2**	**mg/kg**	**SW846 6010B**	**11/20/08**	**K29GW1C4**
		Dilution Factor: 1				
Lead	**7.5**	**0.36**	**mg/kg**	**SW846 6010B**	**11/20/08**	**K29GW1C7**
		Dilution Factor: 1				
Antimony	ND	7.2	mg/kg	SW846 6010B	11/20/08	K29GW1AT
		Dilution Factor: 1				
Selenium	ND	0.60	mg/kg	SW846 6010B	11/20/08	K29GW1DA
		Dilution Factor: 1				
Thallium	ND	1.2	mg/kg	SW846 6010B	11/20/08	K29GW1DE
		Dilution Factor: 1				
Cadmium	ND	0.60	mg/kg	SW846 6010B	11/20/08	K29GW1AW
		Dilution Factor: 1				
Chromium	**9.8**	**1.2**	**mg/kg**	**SW846 6010B**	**11/20/08**	**K29GW1A1**
		Dilution Factor: 1				
Cobalt	ND	6.0	mg/kg	SW846 6010B	11/20/08	K29GW1A4
		Dilution Factor: 1				
Copper	**14.6**	**3.0**	**mg/kg**	**SW846 6010B**	**11/20/08**	**K29GW1A7**
		Dilution Factor: 1				
Iron	**11100**	**11.9**	**mg/kg**	**SW846 6010B**	**11/20/08**	**K29GW1CA**
		Dilution Factor: 1				
Manganese	**258**	**1.8**	**mg/kg**	**SW846 6010B**	**11/20/08**	**K29GW1CE**
		Dilution Factor: 1				
Nickel	**13.2**	**4.8**	**mg/kg**	**SW846 6010B**	**11/20/08**	**K29GW1CH**
		Dilution Factor: 1				
Potassium	**677**	**597**	**mg/kg**	**SW846 6010B**	**11/20/08**	**K29GW1CL**
		Dilution Factor: 1				

(Continued on next page)

Conestoga-Rovers & Associates, Inc.

Client Sample ID: S-017324-111808-NH-003

TOTAL Metals

Lot-Sample #...: A8K190258-003 **Matrix.....:** SO

PARAMETER	RESULT	REPORTING LIMIT	UNITS	METHOD	PREPARATION-ANALYSIS DATE	WORK ORDER #
Silver	ND	1.2	mg/kg	SW846 6010B	11/20/08	K29GW1CP
		Dilution Factor: 1				
Sodium	ND	597	mg/kg	SW846 6010B	11/20/08	K29GW1CT
		Dilution Factor: 1				
Vanadium	**16.0**	**6.0**	**mg/kg**	**SW846 6010B**	**11/20/08**	**K29GW1CW**
		Dilution Factor: 1				
Zinc	**38.5**	**2.4**	**mg/kg**	**SW846 6010B**	**11/20/08**	**K29GW1C1**
		Dilution Factor: 1				
Mercury	ND	0.12	mg/kg	SW846 7471A	11/20-11/21/08	K29GW1DH
		Dilution Factor: 1				

NOTE(S):

Results and reporting limits have been adjusted for dry weight.

Conestoga-Rovers & Associates, Inc.

Client Sample ID: S-017324-111808-NH-003

General Chemistry

Lot-Sample #...: A8K190258-003 **Work Order #...:** K29GW **Matrix.....:** SO
Date Sampled...: 11/18/08 13:00 **Date Received..:** 11/19/08
% Moisture.....: 16

PARAMETER	RESULT	RL	UNITS	METHOD	PREPARATION-ANALYSIS DATE	PREP BATCH #
Percent Solids	**83.8**	**10.0**	**%**	**MCAWW 160.3 MOD**	**11/25-11/26/08**	**8330501**

Dilution Factor: 1

Conestoga-Rovers & Associates, Inc.

Client Sample ID: S-017324-111808-NH-004

GC/MS Semivolatiles

Lot-Sample #...: A8K190258-004 **Work Order #...:** K29G91AA **Matrix.....:** SO
Date Sampled...: 11/18/08 13:40 **Date Received..:** 11/19/08
Prep Date.....: 11/24/08 **Analysis Date..:** 11/26/08
Prep Batch #...: 8329404
Dilution Factor: 1
% Moisture.....: 15 **Method.....:** SW846 8270C

PARAMETER	RESULT	REPORTING LIMIT	UNITS
Acenaphthene	ND	390	ug/kg
Acenaphthylene	ND	390	ug/kg
Acetophenone	ND	78	ug/kg
Anthracene	ND	390	ug/kg
Atrazine	ND	390	ug/kg
Benzo(a)anthracene	**460**	**390**	**ug/kg**
Benzo(a)pyrene	**390**	**390**	**ug/kg**
Benzo(b)fluoranthene	**530**	**390**	**ug/kg**
Benzo(ghi)perylene	ND	390	ug/kg
Benzo(k)fluoranthene	ND	390	ug/kg
Benzaldehyde	ND	390	ug/kg
1,1'-Biphenyl	ND	390	ug/kg
bis(2-Chloroethoxy) methane	ND	390	ug/kg
bis(2-Chloroethyl)-ether	ND	390	ug/kg
bis(2-Ethylhexyl) phthalate	ND	390	ug/kg
4-Bromophenyl phenyl ether	ND	390	ug/kg
Butyl benzyl phthalate	ND	390	ug/kg
Caprolactam	ND	390	ug/kg
Carbazole	ND	390	ug/kg
4-Chloroaniline	ND	390	ug/kg
4-Chloro-3-methylphenol	ND	390	ug/kg
2-Chloronaphthalene	ND	390	ug/kg
2-Chlorophenol	ND	390	ug/kg
4-Chlorophenyl phenyl ether	ND	390	ug/kg
Chrysene	**460**	**390**	**ug/kg**
Dibenz(a,h)anthracene	ND	390	ug/kg
Dibenzofuran	ND	390	ug/kg
3,3'-Dichlorobenzidine	ND	1900	ug/kg
2,4-Dichlorophenol	ND	390	ug/kg
Diethyl phthalate	ND	390	ug/kg
2,4-Dimethylphenol	ND	390	ug/kg
Dimethyl phthalate	ND	390	ug/kg
Di-n-butyl phthalate	ND	390	ug/kg

(Continued on next page)

Conestoga-Rovers & Associates, Inc.

Client Sample ID: S-017324-111808-NH-004

GC/MS Semivolatiles

Lot-Sample #...: A8K190258-004 **Work Order #...:** K29G91AA **Matrix.....:** SO

PARAMETER	RESULT	REPORTING LIMIT	UNITS
4,6-Dinitro-2-methylphenol	ND	1900	ug/kg
2,4-Dinitrophenol	ND	1900	ug/kg
2,4-Dinitrotoluene	ND	390	ug/kg
2,6-Dinitrotoluene	ND	390	ug/kg
Di-n-octyl phthalate	ND	390	ug/kg
Fluoranthene	**1200**	**390**	**ug/kg**
Fluorene	ND	390	ug/kg
Hexachlorobenzene	ND	390	ug/kg
Hexachlorobutadiene	ND	390	ug/kg
Hexachlorocyclopenta-diene	ND	1900	ug/kg
Hexachloroethane	ND	390	ug/kg
Indeno(1,2,3-cd)pyrene	ND	390	ug/kg
Isophorone	ND	390	ug/kg
2-Methylnaphthalene	ND	390	ug/kg
2-Methylphenol	ND	390	ug/kg
4-Methylphenol	ND	390	ug/kg
Naphthalene	ND	390	ug/kg
2-Nitroaniline	ND	1900	ug/kg
3-Nitroaniline	ND	1900	ug/kg
4-Nitroaniline	ND	1900	ug/kg
Nitrobenzene	ND	390	ug/kg
2-Nitrophenol	ND	390	ug/kg
4-Nitrophenol	ND	1900	ug/kg
N-Nitrosodi-n-propyl-amine	ND	390	ug/kg
N-Nitrosodiphenylamine	ND	390	ug/kg
2,2'-oxybis (1-Chloropropane)	ND	390	ug/kg
Pentachlorophenol	ND	390	ug/kg
Phenanthrene	**720**	**390**	**ug/kg**
Phenol	ND	390	ug/kg
Pyrene	**950**	**390**	**ug/kg**
2,4,5-Trichloro-phenol	ND	390	ug/kg
2,4,6-Trichloro-phenol	ND	390	ug/kg

(Continued on next page)

Conestoga-Rovers & Associates, Inc.

Client Sample ID: S-017324-111808-NH-004

GC/MS Semivolatiles

Lot-Sample #...: A8K190258-004 **Work Order #...:** K29G91AA **Matrix.....:** SO

SURROGATE	PERCENT RECOVERY	RECOVERY LIMITS
Nitrobenzene-d5	45	(24 - 112)
2-Fluorobiphenyl	47	(34 - 110)
Terphenyl-d14	69	(41 - 119)
Phenol-d5	54	(28 - 110)
2-Fluorophenol	57	(26 - 110)
2,4,6-Tribromophenol	58	(10 - 118)

NOTE(S):

Results and reporting limits have been adjusted for dry weight.

Conestoga-Rovers & Associates, Inc.

Client Sample ID: S-017324-111808-NH-004

GC Semivolatiles

Lot-Sample #...: A8K190258-004 **Work Order #...:** K29G91AC **Matrix.....:** SO
Date Sampled...: 11/18/08 13:40 **Date Received..:** 11/19/08
Prep Date.....: 11/24/08 **Analysis Date..:** 11/27/08
Prep Batch #...: 8329039
Dilution Factor: 1
% Moisture.....: 15 **Method.....:** SW846 8082

PARAMETER	RESULT	REPORTING LIMIT	UNITS
Aroclor 1016	ND	39	ug/kg
Aroclor 1221	ND	39	ug/kg
Aroclor 1232	ND	39	ug/kg
Aroclor 1242	ND	39	ug/kg
Aroclor 1248	ND	39	ug/kg
Aroclor 1254	ND	39	ug/kg
Aroclor 1260	ND	39	ug/kg

SURROGATE	PERCENT RECOVERY	RECOVERY LIMITS
Tetrachloro-m-xylene	80	(10 - 196)
Decachlorobiphenyl	69	(10 - 199)

NOTE(S):

Results and reporting limits have been adjusted for dry weight.

Conestoga-Rovers & Associates, Inc.

Client Sample ID: S-017324-111808-NH-004

TOTAL Metals

Lot-Sample #...: A8K190258-004 **Matrix.....:** SO
Date Sampled...: 11/18/08 13:40 **Date Received..:** 11/19/08
% Moisture.....: 15

PARAMETER	RESULT	REPORTING LIMIT	UNITS	METHOD	PREPARATION-ANALYSIS DATE	WORK ORDER #
Prep Batch #...: 8325024						
Aluminum	**3530**	**23.5**	**mg/kg**	**SW846 6010B**	**11/20/08**	**K29G91AD**
		Dilution Factor: 1				
Arsenic	**4.6**	**1.2**	**mg/kg**	**SW846 6010B**	**11/20/08**	**K29G91AU**
		Dilution Factor: 1				
Lead	**12.0**	**0.35**	**mg/kg**	**SW846 6010B**	**11/20/08**	**K29G91AV**
		Dilution Factor: 1				
Antimony	ND	7.1	mg/kg	SW846 6010B	11/20/08	K29G91AE
		Dilution Factor: 1				
Selenium	ND	0.59	mg/kg	SW846 6010B	11/20/08	K29G91AW
		Dilution Factor: 1				
Thallium	ND	1.2	mg/kg	SW846 6010B	11/20/08	K29G91AX
		Dilution Factor: 1				
Cadmium	ND	0.59	mg/kg	SW846 6010B	11/20/08	K29G91AF
		Dilution Factor: 1				
Chromium	**6.4**	**1.2**	**mg/kg**	**SW846 6010B**	**11/20/08**	**K29G91AG**
		Dilution Factor: 1				
Cobalt	ND	5.9	mg/kg	SW846 6010B	11/20/08	K29G91AH
		Dilution Factor: 1				
Copper	**12.5**	**2.9**	**mg/kg**	**SW846 6010B**	**11/20/08**	**K29G91AJ**
		Dilution Factor: 1				
Iron	**9640**	**11.8**	**mg/kg**	**SW846 6010B**	**11/20/08**	**K29G91AK**
		Dilution Factor: 1				
Manganese	**239**	**1.8**	**mg/kg**	**SW846 6010B**	**11/20/08**	**K29G91AL**
		Dilution Factor: 1				
Nickel	**10.4**	**4.7**	**mg/kg**	**SW846 6010B**	**11/20/08**	**K29G91AM**
		Dilution Factor: 1				
Potassium	**799**	**588**	**mg/kg**	**SW846 6010B**	**11/20/08**	**K29G91AN**
		Dilution Factor: 1				

(Continued on next page)

Conestoga-Rovers & Associates, Inc.

Client Sample ID: S-017324-111808-NH-004

TOTAL Metals

Lot-Sample #...: A8K190258-004 **Matrix.....:** SO

PARAMETER	RESULT	REPORTING LIMIT	UNITS	METHOD	PREPARATION-ANALYSIS DATE	WORK ORDER #
Silver	ND	1.2	mg/kg	SW846 6010B	11/20/08	K29G91AP
		Dilution Factor: 1				
Sodium	ND	588	mg/kg	SW846 6010B	11/20/08	K29G91AQ
		Dilution Factor: 1				
Vanadium	**11.2**	**5.9**	**mg/kg**	**SW846 6010B**	**11/20/08**	**K29G91AR**
		Dilution Factor: 1				
Zinc	**43.4**	**2.4**	**mg/kg**	**SW846 6010B**	**11/20/08**	**K29G91AT**
		Dilution Factor: 1				
Mercury	ND	0.12	mg/kg	SW846 7471A	11/20-11/21/08	K29G91A0
		Dilution Factor: 1				

NOTE(S):

Results and reporting limits have been adjusted for dry weight.

Conestoga-Rovers & Associates, Inc.

Client Sample ID: S-017324-111808-NH-004

General Chemistry

Lot-Sample #...: A8K190258-004 **Work Order #...:** K29G9 **Matrix.....:** SO
Date Sampled...: 11/18/08 13:40 **Date Received..:** 11/19/08
% Moisture.....: 15

PARAMETER	RESULT	RL	UNITS	METHOD	PREPARATION-ANALYSIS DATE	PREP BATCH #
Percent Solids	**85.0**	**10.0**	**%**	**MCAWW 160.3 MOD**	**11/25-11/26/08**	**8330501**

Dilution Factor: 1

Conestoga-Rovers & Associates, Inc.

Client Sample ID: S-017324-111808-NH-005

GC/MS Volatiles

Lot-Sample #...: A8K190258-005 **Work Order #...:** K29HC1AG **Matrix.....:** SO
Date Sampled...: 11/18/08 14:00 **Date Received..:** 11/19/08
Prep Date.....: 12/01/08 **Analysis Date..:** 12/01/08
Prep Batch #...: 8337312
Dilution Factor: 0.79
% Moisture.....: 9.7 **Method.....:** SW846 8260B

PARAMETER	RESULT	REPORTING LIMIT	UNITS
Acetone	**17**	**17**	**ug/kg**
Benzene	ND	4.4	ug/kg
Bromodichloromethane	ND	4.4	ug/kg
Bromoform	ND	4.4	ug/kg
Bromomethane	ND	4.4	ug/kg
2-Butanone	ND	17	ug/kg
Carbon disulfide	ND	4.4	ug/kg
Carbon tetrachloride	ND	4.4	ug/kg
Chlorobenzene	ND	4.4	ug/kg
Dibromochloromethane	ND	4.4	ug/kg
1,2-Dibromo-3-chloro-propane	ND	8.7	ug/kg
Chloroethane	ND	4.4	ug/kg
Chloroform	ND	4.4	ug/kg
Chloromethane	ND	4.4	ug/kg
Cyclohexane	ND	8.7	ug/kg
1,2-Dibromoethane	ND	4.4	ug/kg
1,2-Dichlorobenzene	ND	4.4	ug/kg
1,3-Dichlorobenzene	ND	4.4	ug/kg
1,4-Dichlorobenzene	ND	4.4	ug/kg
Dichlorodifluoromethane	ND	4.4	ug/kg
1,1-Dichloroethane	ND	4.4	ug/kg
1,2-Dichloroethane	ND	4.4	ug/kg
1,1-Dichloroethene	ND	4.4	ug/kg
cis-1,2-Dichloroethene	ND	4.4	ug/kg
trans-1,2-Dichloroethene	ND	4.4	ug/kg
1,2-Dichloropropane	ND	4.4	ug/kg
cis-1,3-Dichloropropene	ND	4.4	ug/kg
trans-1,3-Dichloropropene	ND	4.4	ug/kg
Ethylbenzene	ND	4.4	ug/kg
Trichlorofluoromethane	ND	4.4	ug/kg
2-Hexanone	ND	17	ug/kg
Isopropylbenzene	ND	4.4	ug/kg
Methyl acetate	ND	8.7	ug/kg
Methylcyclohexane	ND	8.7	ug/kg
Methylene chloride	ND	4.4	ug/kg
4-Methyl-2-pentanone	ND	17	ug/kg
Styrene	ND	4.4	ug/kg

(Continued on next page)

Conestoga-Rovers & Associates, Inc.

Client Sample ID: S-017324-111808-NH-005

GC/MS Volatiles

Lot-Sample #...: A8K190258-005 **Work Order #...:** K29HC1AG **Matrix.....:** SO

PARAMETER	RESULT	REPORTING LIMIT	UNITS
1,1,2,2-Tetrachloroethane	ND	4.4	ug/kg
Tetrachloroethene	ND	4.4	ug/kg
Toluene	ND	4.4	ug/kg
1,2,4-Trichloro-benzene	ND	4.4	ug/kg
1,1,1-Trichloroethane	ND	4.4	ug/kg
1,1,2-Trichloroethane	ND	4.4	ug/kg
Trichloroethene	ND	4.4	ug/kg
1,1,2-Trichloro-1,2,2-trifluoroethane	ND	4.4	ug/kg
Vinyl chloride	ND	4.4	ug/kg
Xylenes (total)	ND	8.7	ug/kg
Methyl tert-butyl ether	ND	17	ug/kg

SURROGATE	PERCENT RECOVERY	RECOVERY LIMITS
Dibromofluoromethane	110	(59 - 138)
1,2-Dichloroethane-d4	106	(61 - 130)
Toluene-d8	87	(60 - 143)
4-Bromofluorobenzene	91	(47 - 158)

NOTE(S):

Results and reporting limits have been adjusted for dry weight.

Conestoga-Rovers & Associates, Inc.

Client Sample ID: S-017324-111808-NH-005

GC/MS Semivolatiles

Lot-Sample #...: A8K190258-005 **Work Order #...:** K29HC1AK **Matrix.....:** SO
Date Sampled...: 11/18/08 14:00 **Date Received..:** 11/19/08
Prep Date.....: 11/24/08 **Analysis Date..:** 11/26/08
Prep Batch #...: 8329404
Dilution Factor: 25
% Moisture.....: 9.7 **Method.....:** SW846 8270C

PARAMETER	RESULT	REPORTING LIMIT	UNITS
Acenaphthene	ND	9100	ug/kg
Acenaphthylene	ND	9100	ug/kg
Acetophenone	ND	1800	ug/kg
Anthracene	ND	9100	ug/kg
Atrazine	ND	9100	ug/kg
Benzo(a)anthracene	ND	9100	ug/kg
Benzo(a)pyrene	ND	9100	ug/kg
Benzo(b)fluoranthene	ND	9100	ug/kg
Benzo(ghi)perylene	ND	9100	ug/kg
Benzo(k)fluoranthene	ND	9100	ug/kg
Benzaldehyde	ND	9100	ug/kg
1,1'-Biphenyl	ND	9100	ug/kg
bis(2-Chloroethoxy) methane	ND	9100	ug/kg
bis(2-Chloroethyl)-ether	ND	9100	ug/kg
bis(2-Ethylhexyl) phthalate	ND	9100	ug/kg
4-Bromophenyl phenyl ether	ND	9100	ug/kg
Butyl benzyl phthalate	ND	9100	ug/kg
Caprolactam	ND	9100	ug/kg
Carbazole	ND	9100	ug/kg
4-Chloroaniline	ND	9100	ug/kg
4-Chloro-3-methylphenol	ND	9100	ug/kg
2-Chloronaphthalene	ND	9100	ug/kg
2-Chlorophenol	ND	9100	ug/kg
4-Chlorophenyl phenyl ether	ND	9100	ug/kg
Chrysene	ND	9100	ug/kg
Dibenz(a,h)anthracene	ND	9100	ug/kg
Dibenzofuran	ND	9100	ug/kg
3,3'-Dichlorobenzidine	ND	44000	ug/kg
2,4-Dichlorophenol	ND	9100	ug/kg
Diethyl phthalate	ND	9100	ug/kg
2,4-Dimethylphenol	ND	9100	ug/kg
Dimethyl phthalate	ND	9100	ug/kg
Di-n-butyl phthalate	ND	9100	ug/kg

(Continued on next page)

Conestoga-Rovers & Associates, Inc.

Client Sample ID: S-017324-111808-NH-005

GC/MS Semivolatiles

Lot-Sample #...: A8K190258-005 **Work Order #...:** K29HC1AK **Matrix.....:** SO

PARAMETER	RESULT	REPORTING LIMIT	UNITS
4,6-Dinitro-2-methylphenol	ND	44000	ug/kg
2,4-Dinitrophenol	ND	44000	ug/kg
2,4-Dinitrotoluene	ND	9100	ug/kg
2,6-Dinitrotoluene	ND	9100	ug/kg
Di-n-octyl phthalate	ND	9100	ug/kg
Fluoranthene	ND	9100	ug/kg
Fluorene	ND	9100	ug/kg
Hexachlorobenzene	ND	9100	ug/kg
Hexachlorobutadiene	ND	9100	ug/kg
Hexachlorocyclopenta-diene	ND	44000	ug/kg
Hexachloroethane	ND	9100	ug/kg
Indeno(1,2,3-cd)pyrene	ND	9100	ug/kg
Isophorone	ND	9100	ug/kg
2-Methylnaphthalene	ND	9100	ug/kg
2-Methylphenol	ND	9100	ug/kg
4-Methylphenol	ND	9100	ug/kg
Naphthalene	ND	9100	ug/kg
2-Nitroaniline	ND	44000	ug/kg
3-Nitroaniline	ND	44000	ug/kg
4-Nitroaniline	ND	44000	ug/kg
Nitrobenzene	ND	9100	ug/kg
2-Nitrophenol	ND	9100	ug/kg
4-Nitrophenol	ND	44000	ug/kg
N-Nitrosodi-n-propyl-amine	ND	9100	ug/kg
N-Nitrosodiphenylamine	ND	9100	ug/kg
2,2'-oxybis (1-Chloropropane)	ND	9100	ug/kg
Pentachlorophenol	ND	9100	ug/kg
Phenanthrene	ND	9100	ug/kg
Phenol	ND	9100	ug/kg
Pyrene	ND	9100	ug/kg
2,4,5-Trichloro-phenol	ND	9100	ug/kg
2,4,6-Trichloro-phenol	ND	9100	ug/kg

(Continued on next page)

Conestoga-Rovers & Associates, Inc.

Client Sample ID: S-017324-111808-NH-005

GC/MS Semivolatiles

Lot-Sample #...: A8K190258-005 **Work Order #...:** K29HC1AK **Matrix.....:** SO

SURROGATE	PERCENT RECOVERY	RECOVERY LIMITS
Nitrobenzene-d5	63 DIL	(24 - 112)
2-Fluorobiphenyl	72 DIL	(34 - 110)
Terphenyl-d14	94 DIL	(41 - 119)
Phenol-d5	65 DIL	(28 - 110)
2-Fluorophenol	62 DIL	(26 - 110)
2,4,6-Tribromophenol	123 DIL,*	(10 - 118)

NOTE(S):

DIL The concentration is estimated or not reported due to dilution or the presence of interfering analytes.

* Surrogate recovery is outside stated control limits.

Results and reporting limits have been adjusted for dry weight.

Conestoga-Rovers & Associates, Inc.

Client Sample ID: S-017324-111808-NH-005

GC Semivolatiles

Lot-Sample #...: A8K190258-005 **Work Order #...:** K29HC1AL **Matrix.....:** SO
Date Sampled...: 11/18/08 14:00 **Date Received..:** 11/19/08
Prep Date.....: 11/24/08 **Analysis Date..:** 11/27/08
Prep Batch #...: 8329039
Dilution Factor: 10
% Moisture.....: 9.7 **Method.....:** SW846 8082

PARAMETER	RESULT	REPORTING LIMIT	UNITS
Aroclor 1016	ND	370	ug/kg
Aroclor 1221	ND	370	ug/kg
Aroclor 1232	ND	370	ug/kg
Aroclor 1242	ND	370	ug/kg
Aroclor 1248	ND	370	ug/kg
Aroclor 1254	ND	370	ug/kg
Aroclor 1260	ND	370	ug/kg

SURROGATE	PERCENT RECOVERY	RECOVERY LIMITS
Tetrachloro-m-xylene	83 DIL	(10 - 196)
Decachlorobiphenyl	106 DIL	(10 - 199)

NOTE(S):

DIL The concentration is estimated or not reported due to dilution or the presence of interfering analytes.

Results and reporting limits have been adjusted for dry weight.

Elevated reporting limits. The reporting limits are elevated due to matrix interference.

Conestoga-Rovers & Associates, Inc.

Client Sample ID: S-017324-111808-NH-005

TOTAL Metals

Lot-Sample #...: A8K190258-005 **Matrix.....:** SO
Date Sampled...: 11/18/08 14:00 **Date Received..:** 11/19/08
% Moisture.....: 9.7

PARAMETER	RESULT	REPORTING LIMIT	UNITS	METHOD	PREPARATION-ANALYSIS DATE	WORK ORDER #
Prep Batch #...: 8325024						
Aluminum	**1690**	**22.1**	**mg/kg**	**SW846 6010B**	**11/20/08**	**K29HC1AM**
		Dilution Factor: 1				
Arsenic	**3.4**	**1.1**	**mg/kg**	**SW846 6010B**	**11/20/08**	**K29HC1A4**
		Dilution Factor: 1				
Lead	**3.9**	**0.33**	**mg/kg**	**SW846 6010B**	**11/20/08**	**K29HC1AA**
		Dilution Factor: 1				
Antimony	ND	6.6	mg/kg	SW846 6010B	11/20/08	K29HC1AN
		Dilution Factor: 1				
Selenium	ND	0.55	mg/kg	SW846 6010B	11/20/08	K29HC1AC
		Dilution Factor: 1				
Thallium	ND	1.1	mg/kg	SW846 6010B	11/20/08	K29HC1AD
		Dilution Factor: 1				
Cadmium	ND	0.55	mg/kg	SW846 6010B	11/20/08	K29HC1AP
		Dilution Factor: 1				
Chromium	**3.5**	**1.1**	**mg/kg**	**SW846 6010B**	**11/20/08**	**K29HC1AQ**
		Dilution Factor: 1				
Cobalt	ND	5.5	mg/kg	SW846 6010B	11/20/08	K29HC1AR
		Dilution Factor: 1				
Copper	**7.4**	**2.8**	**mg/kg**	**SW846 6010B**	**11/20/08**	**K29HC1AT**
		Dilution Factor: 1				
Iron	**5910**	**11.1**	**mg/kg**	**SW846 6010B**	**11/20/08**	**K29HC1AU**
		Dilution Factor: 1				
Manganese	**151**	**1.7**	**mg/kg**	**SW846 6010B**	**11/20/08**	**K29HC1AV**
		Dilution Factor: 1				
Nickel	**5.0**	**4.4**	**mg/kg**	**SW846 6010B**	**11/20/08**	**K29HC1AW**
		Dilution Factor: 1				
Potassium	ND	554	mg/kg	SW846 6010B	11/20/08	K29HC1AX
		Dilution Factor: 1				

(Continued on next page)

Conestoga-Rovers & Associates, Inc.

Client Sample ID: S-017324-111808-NH-005

TOTAL Metals

Lot-Sample #...: A8K190258-005 **Matrix.....:** SO

PARAMETER	RESULT	REPORTING LIMIT	UNITS	METHOD	PREPARATION-ANALYSIS DATE	WORK ORDER #
Silver	ND	1.1	mg/kg	SW846 6010B	11/20/08	K29HC1A0
		Dilution Factor: 1				
Sodium	ND	554	mg/kg	SW846 6010B	11/20/08	K29HC1A1
		Dilution Factor: 1				
Vanadium	**6.1**	**5.5**	**mg/kg**	**SW846 6010B**	**11/20/08**	**K29HC1A2**
		Dilution Factor: 1				
Zinc	**24.2**	**2.2**	**mg/kg**	**SW846 6010B**	**11/20/08**	**K29HC1A3**
		Dilution Factor: 1				
Mercury	ND	0.11	mg/kg	SW846 7471A	11/20-11/21/08	K29HC1AE
		Dilution Factor: 1				

NOTE(S):

Results and reporting limits have been adjusted for dry weight.

Conestoga-Rovers & Associates, Inc.

Client Sample ID: S-017324-111808-NH-005

General Chemistry

Lot-Sample #...: A8K190258-005 **Work Order #...:** K29HC **Matrix.....:** SO
Date Sampled...: 11/18/08 14:00 **Date Received..:** 11/19/08
% Moisture.....: 9.7

PARAMETER	RESULT	RL	UNITS	METHOD	PREPARATION-ANALYSIS DATE	PREP BATCH #
Percent Solids	**90.3**	**10.0**	**%**	**MCAWW 160.3 MOD**	**11/25-11/26/08**	**8330501**

Dilution Factor: 1

Conestoga-Rovers & Associates, Inc.

Client Sample ID: S-017324-111808-NH-006

GC/MS Semivolatiles

Lot-Sample #...: A8K190258-006 **Work Order #...:** K29HD1AD **Matrix.....:** SO
Date Sampled...: 11/18/08 14:30 **Date Received..:** 11/19/08
Prep Date.....: 11/24/08 **Analysis Date..:** 11/26/08
Prep Batch #...: 8329404
Dilution Factor: 1
% Moisture.....: 10 **Method.....:** SW846 8270C

PARAMETER	RESULT	REPORTING LIMIT	UNITS
Acenaphthene	ND	370	ug/kg
Acenaphthylene	ND	370	ug/kg
Acetophenone	ND	74	ug/kg
Anthracene	ND	370	ug/kg
Atrazine	ND	370	ug/kg
Benzo(a)anthracene	ND	370	ug/kg
Benzo(a)pyrene	ND	370	ug/kg
Benzo(b)fluoranthene	ND	370	ug/kg
Benzo(ghi)perylene	ND	370	ug/kg
Benzo(k)fluoranthene	ND	370	ug/kg
Benzaldehyde	ND	370	ug/kg
1,1'-Biphenyl	ND	370	ug/kg
bis(2-Chloroethoxy) methane	ND	370	ug/kg
bis(2-Chloroethyl)-ether	ND	370	ug/kg
bis(2-Ethylhexyl) phthalate	ND	370	ug/kg
4-Bromophenyl phenyl ether	ND	370	ug/kg
Butyl benzyl phthalate	ND	370	ug/kg
Caprolactam	ND	370	ug/kg
Carbazole	ND	370	ug/kg
4-Chloroaniline	ND	370	ug/kg
4-Chloro-3-methylphenol	ND	370	ug/kg
2-Chloronaphthalene	ND	370	ug/kg
2-Chlorophenol	ND	370	ug/kg
4-Chlorophenyl phenyl ether	ND	370	ug/kg
Chrysene	ND	370	ug/kg
Dibenz(a,h)anthracene	ND	370	ug/kg
Dibenzofuran	ND	370	ug/kg
3,3'-Dichlorobenzidine	ND	1800	ug/kg
2,4-Dichlorophenol	ND	370	ug/kg
Diethyl phthalate	ND	370	ug/kg
2,4-Dimethylphenol	ND	370	ug/kg
Dimethyl phthalate	ND	370	ug/kg
Di-n-butyl phthalate	ND	370	ug/kg

(Continued on next page)

Conestoga-Rovers & Associates, Inc.

Client Sample ID: S-017324-111808-NH-006

GC/MS Semivolatiles

Lot-Sample #...: A8K190258-006 **Work Order #...:** K29HD1AD **Matrix.....:** SO

PARAMETER	RESULT	REPORTING LIMIT	UNITS
4,6-Dinitro-2-methylphenol	ND	1800	ug/kg
2,4-Dinitrophenol	ND	1800	ug/kg
2,4-Dinitrotoluene	ND	370	ug/kg
2,6-Dinitrotoluene	ND	370	ug/kg
Di-n-octyl phthalate	ND	370	ug/kg
Fluoranthene	ND	370	ug/kg
Fluorene	ND	370	ug/kg
Hexachlorobenzene	ND	370	ug/kg
Hexachlorobutadiene	ND	370	ug/kg
Hexachlorocyclopenta-diene	ND	1800	ug/kg
Hexachloroethane	ND	370	ug/kg
Indeno(1,2,3-cd)pyrene	ND	370	ug/kg
Isophorone	ND	370	ug/kg
2-Methylnaphthalene	ND	370	ug/kg
2-Methylphenol	ND	370	ug/kg
4-Methylphenol	ND	370	ug/kg
Naphthalene	ND	370	ug/kg
2-Nitroaniline	ND	1800	ug/kg
3-Nitroaniline	ND	1800	ug/kg
4-Nitroaniline	ND	1800	ug/kg
Nitrobenzene	ND	370	ug/kg
2-Nitrophenol	ND	370	ug/kg
4-Nitrophenol	ND	1800	ug/kg
N-Nitrosodi-n-propyl-amine	ND	370	ug/kg
N-Nitrosodiphenylamine	ND	370	ug/kg
2,2'-oxybis (1-Chloropropane)	ND	370	ug/kg
Pentachlorophenol	ND	370	ug/kg
Phenanthrene	ND	370	ug/kg
Phenol	ND	370	ug/kg
Pyrene	ND	370	ug/kg
2,4,5-Trichloro-phenol	ND	370	ug/kg
2,4,6-Trichloro-phenol	ND	370	ug/kg

(Continued on next page)

Conestoga-Rovers & Associates, Inc.

Client Sample ID: S-017324-111808-NH-006

GC/MS Semivolatiles

Lot-Sample #...: A8K190258-006 **Work Order #...:** K29HD1AD **Matrix.....:** SO

SURROGATE	PERCENT RECOVERY	RECOVERY LIMITS
Nitrobenzene-d5	57	(24 - 112)
2-Fluorobiphenyl	70	(34 - 110)
Terphenyl-d14	86	(41 - 119)
Phenol-d5	66	(28 - 110)
2-Fluorophenol	63	(26 - 110)
2,4,6-Tribromophenol	73	(10 - 118)

NOTE(S):

Results and reporting limits have been adjusted for dry weight.

Conestoga-Rovers & Associates, Inc.

Client Sample ID: S-017324-111808-NH-006

GC Semivolatiles

Lot-Sample #...: A8K190258-006 **Work Order #...:** K29HD1AE **Matrix.....:** SO
Date Sampled...: 11/18/08 14:30 **Date Received..:** 11/19/08
Prep Date.....: 11/24/08 **Analysis Date..:** 11/27/08
Prep Batch #...: 8329039
Dilution Factor: 1
% Moisture.....: 10 **Method.....:** SW846 8082

PARAMETER	RESULT	REPORTING LIMIT	UNITS
Aroclor 1016	ND	37	ug/kg
Aroclor 1221	ND	37	ug/kg
Aroclor 1232	ND	37	ug/kg
Aroclor 1242	ND	37	ug/kg
Aroclor 1248	ND	37	ug/kg
Aroclor 1254	ND	37	ug/kg
Aroclor 1260	ND	37	ug/kg

SURROGATE	PERCENT RECOVERY	RECOVERY LIMITS
Tetrachloro-m-xylene	70	(10 - 196)
Decachlorobiphenyl	88	(10 - 199)

NOTE(S):

Results and reporting limits have been adjusted for dry weight.

Conestoga-Rovers & Associates, Inc.

Client Sample ID: S-017324-111808-NH-006

TOTAL Metals

Lot-Sample #...: A8K190258-006 **Matrix.....:** SO
Date Sampled...: 11/18/08 14:30 **Date Received..:** 11/19/08
% Moisture.....: 10

PARAMETER	RESULT	REPORTING LIMIT	UNITS	METHOD	PREPARATION-ANALYSIS DATE	WORK ORDER #
Prep Batch #...: 8325024						
Aluminum	**1760**	**22.2**	**mg/kg**	**SW846 6010B**	**11/20/08**	**K29HD1AF**
		Dilution Factor: 1				
Arsenic	**3.2**	**1.1**	**mg/kg**	**SW846 6010B**	**11/20/08**	**K29HD1AW**
		Dilution Factor: 1				
Lead	**6.5**	**0.33**	**mg/kg**	**SW846 6010B**	**11/20/08**	**K29HD1AX**
		Dilution Factor: 1				
Antimony	ND	6.7	mg/kg	SW846 6010B	11/20/08	K29HD1AG
		Dilution Factor: 1				
Selenium	ND	0.56	mg/kg	SW846 6010B	11/20/08	K29HD1A0
		Dilution Factor: 1				
Thallium	ND	1.1	mg/kg	SW846 6010B	11/20/08	K29HD1A1
		Dilution Factor: 1				
Cadmium	ND	0.56	mg/kg	SW846 6010B	11/20/08	K29HD1AH
		Dilution Factor: 1				
Chromium	**4.0**	**1.1**	**mg/kg**	**SW846 6010B**	**11/20/08**	**K29HD1AJ**
		Dilution Factor: 1				
Cobalt	ND	5.6	mg/kg	SW846 6010B	11/20/08	K29HD1AK
		Dilution Factor: 1				
Copper	**7.0**	**2.8**	**mg/kg**	**SW846 6010B**	**11/20/08**	**K29HD1AL**
		Dilution Factor: 1				
Iron	**5580**	**11.1**	**mg/kg**	**SW846 6010B**	**11/20/08**	**K29HD1AM**
		Dilution Factor: 1				
Manganese	**143**	**1.7**	**mg/kg**	**SW846 6010B**	**11/20/08**	**K29HD1AN**
		Dilution Factor: 1				
Nickel	**5.6**	**4.4**	**mg/kg**	**SW846 6010B**	**11/20/08**	**K29HD1AP**
		Dilution Factor: 1				
Potassium	ND	556	mg/kg	SW846 6010B	11/20/08	K29HD1AQ
		Dilution Factor: 1				

(Continued on next page)

Conestoga-Rovers & Associates, Inc.

Client Sample ID: S-017324-111808-NH-006

TOTAL Metals

Lot-Sample #...: A8K190258-006 **Matrix.....:** SO

PARAMETER	RESULT	REPORTING LIMIT	UNITS	METHOD	PREPARATION-ANALYSIS DATE	WORK ORDER #
Silver	ND	1.1	mg/kg	SW846 6010B	11/20/08	K29HD1AR
		Dilution Factor: 1				
Sodium	ND	556	mg/kg	SW846 6010B	11/20/08	K29HD1AT
		Dilution Factor: 1				
Vanadium	**6.4**	**5.6**	**mg/kg**	**SW846 6010B**	**11/20/08**	**K29HD1AU**
		Dilution Factor: 1				
Zinc	**21.8**	**2.2**	**mg/kg**	**SW846 6010B**	**11/20/08**	**K29HD1AV**
		Dilution Factor: 1				
Mercury	ND	0.11	mg/kg	SW846 7471A	11/20-11/21/08	K29HD1AA
		Dilution Factor: 1				

NOTE(S):

Results and reporting limits have been adjusted for dry weight.

Conestoga-Rovers & Associates, Inc.

Client Sample ID: S-017324-111808-NH-006

General Chemistry

Lot-Sample #...: A8K190258-006 **Work Order #...:** K29HD **Matrix.....:** SO
Date Sampled...: 11/18/08 14:30 **Date Received..:** 11/19/08
% Moisture.....: 10

PARAMETER	RESULT	RL	UNITS	METHOD	PREPARATION-ANALYSIS DATE	PREP BATCH #
Percent Solids	**90.0**	**10.0**	**%**	**MCAWW 160.3 MOD**	**11/25-11/26/08**	**8330501**

Dilution Factor: 1

Conestoga-Rovers & Associates, Inc.

Client Sample ID: S-017324-111808-NH-007

GC/MS Volatiles

Lot-Sample #...: A8K190258-007 **Work Order #...:** K29HG1AG **Matrix.....:** SO
Date Sampled...: 11/18/08 15:20 **Date Received..:** 11/19/08
Prep Date.....: 12/01/08 **Analysis Date..:** 12/01/08
Prep Batch #...: 8337312
Dilution Factor: 0.83
% Moisture.....: 12 **Method.....:** SW846 8260B

PARAMETER	RESULT	REPORTING LIMIT	UNITS
Acetone	ND	19	ug/kg
Benzene	ND	4.7	ug/kg
Bromodichloromethane	ND	4.7	ug/kg
Bromoform	ND	4.7	ug/kg
Bromomethane	ND	4.7	ug/kg
2-Butanone	ND	19	ug/kg
Carbon disulfide	ND	4.7	ug/kg
Carbon tetrachloride	ND	4.7	ug/kg
Chlorobenzene	ND	4.7	ug/kg
Dibromochloromethane	ND	4.7	ug/kg
1,2-Dibromo-3-chloro-propane	ND	9.4	ug/kg
Chloroethane	ND	4.7	ug/kg
Chloroform	ND	4.7	ug/kg
Chloromethane	ND	4.7	ug/kg
Cyclohexane	ND	9.4	ug/kg
1,2-Dibromoethane	ND	4.7	ug/kg
1,2-Dichlorobenzene	ND	4.7	ug/kg
1,3-Dichlorobenzene	ND	4.7	ug/kg
1,4-Dichlorobenzene	ND	4.7	ug/kg
Dichlorodifluoromethane	ND	4.7	ug/kg
1,1-Dichloroethane	ND	4.7	ug/kg
1,2-Dichloroethane	ND	4.7	ug/kg
1,1-Dichloroethene	ND	4.7	ug/kg
cis-1,2-Dichloroethene	ND	4.7	ug/kg
trans-1,2-Dichloroethene	ND	4.7	ug/kg
1,2-Dichloropropane	ND	4.7	ug/kg
cis-1,3-Dichloropropene	ND	4.7	ug/kg
trans-1,3-Dichloropropene	ND	4.7	ug/kg
Ethylbenzene	ND	4.7	ug/kg
Trichlorofluoromethane	ND	4.7	ug/kg
2-Hexanone	ND	19	ug/kg
Isopropylbenzene	ND	4.7	ug/kg
Methyl acetate	ND	9.4	ug/kg
Methylcyclohexane	ND	9.4	ug/kg
Methylene chloride	ND	4.7	ug/kg
4-Methyl-2-pentanone	ND	19	ug/kg
Styrene	ND	4.7	ug/kg

(Continued on next page)

Conestoga-Rovers & Associates, Inc.

Client Sample ID: S-017324-111808-NH-007

GC/MS Volatiles

Lot-Sample #...: A8K190258-007 **Work Order #...:** K29HG1AG **Matrix.....:** SO

PARAMETER	RESULT	REPORTING LIMIT	UNITS
1,1,2,2-Tetrachloroethane	ND	4.7	ug/kg
Tetrachloroethene	ND	4.7	ug/kg
Toluene	ND	4.7	ug/kg
1,2,4-Trichloro-benzene	ND	4.7	ug/kg
1,1,1-Trichloroethane	ND	4.7	ug/kg
1,1,2-Trichloroethane	ND	4.7	ug/kg
Trichloroethene	ND	4.7	ug/kg
1,1,2-Trichloro-1,2,2-trifluoroethane	ND	4.7	ug/kg
Vinyl chloride	ND	4.7	ug/kg
Xylenes (total)	ND	9.4	ug/kg
Methyl tert-butyl ether	ND	19	ug/kg

SURROGATE	PERCENT RECOVERY	RECOVERY LIMITS
Dibromofluoromethane	98	(59 - 138)
1,2-Dichloroethane-d4	93	(61 - 130)
Toluene-d8	103	(60 - 143)
4-Bromofluorobenzene	93	(47 - 158)

NOTE(S):

Results and reporting limits have been adjusted for dry weight.

Conestoga-Rovers & Associates, Inc.

Client Sample ID: S-017324-111808-NH-007

GC/MS Semivolatiles

Lot-Sample #...: A8K190258-007 **Work Order #...:** K29HG1AK **Matrix.....:** SO
Date Sampled...: 11/18/08 15:20 **Date Received..:** 11/19/08
Prep Date.....: 11/24/08 **Analysis Date..:** 11/26/08
Prep Batch #...: 8329404
Dilution Factor: 1
% Moisture.....: 12 **Method.....:** SW846 8270C

PARAMETER	RESULT	REPORTING LIMIT	UNITS
Acenaphthene	ND	380	ug/kg
Acenaphthylene	ND	380	ug/kg
Acetophenone	ND	76	ug/kg
Anthracene	ND	380	ug/kg
Atrazine	ND	380	ug/kg
Benzo(a)anthracene	ND	380	ug/kg
Benzo(a)pyrene	ND	380	ug/kg
Benzo(b)fluoranthene	ND	380	ug/kg
Benzo(ghi)perylene	ND	380	ug/kg
Benzo(k)fluoranthene	ND	380	ug/kg
Benzaldehyde	ND	380	ug/kg
1,1'-Biphenyl	ND	380	ug/kg
bis(2-Chloroethoxy) methane	ND	380	ug/kg
bis(2-Chloroethyl)-ether	ND	380	ug/kg
bis(2-Ethylhexyl) phthalate	ND	380	ug/kg
4-Bromophenyl phenyl ether	ND	380	ug/kg
Butyl benzyl phthalate	ND	380	ug/kg
Caprolactam	ND	380	ug/kg
Carbazole	ND	380	ug/kg
4-Chloroaniline	ND	380	ug/kg
4-Chloro-3-methylphenol	ND	380	ug/kg
2-Chloronaphthalene	ND	380	ug/kg
2-Chlorophenol	ND	380	ug/kg
4-Chlorophenyl phenyl ether	ND	380	ug/kg
Chrysene	ND	380	ug/kg
Dibenz(a,h)anthracene	ND	380	ug/kg
Dibenzofuran	ND	380	ug/kg
3,3'-Dichlorobenzidine	ND	1800	ug/kg
2,4-Dichlorophenol	ND	380	ug/kg
Diethyl phthalate	ND	380	ug/kg
2,4-Dimethylphenol	ND	380	ug/kg
Dimethyl phthalate	ND	380	ug/kg
Di-n-butyl phthalate	ND	380	ug/kg

(Continued on next page)

Conestoga-Rovers & Associates, Inc.

Client Sample ID: S-017324-111808-NH-007

GC/MS Semivolatiles

Lot-Sample #...: A8K190258-007 **Work Order #...:** K29HG1AK **Matrix.....:** SO

PARAMETER	RESULT	REPORTING LIMIT	UNITS
4,6-Dinitro-2-methylphenol	ND	1800	ug/kg
2,4-Dinitrophenol	ND	1800	ug/kg
2,4-Dinitrotoluene	ND	380	ug/kg
2,6-Dinitrotoluene	ND	380	ug/kg
Di-n-octyl phthalate	ND	380	ug/kg
Fluoranthene	ND	380	ug/kg
Fluorene	ND	380	ug/kg
Hexachlorobenzene	ND	380	ug/kg
Hexachlorobutadiene	ND	380	ug/kg
Hexachlorocyclopenta-diene	ND	1800	ug/kg
Hexachloroethane	ND	380	ug/kg
Indeno(1,2,3-cd)pyrene	ND	380	ug/kg
Isophorone	ND	380	ug/kg
2-Methylnaphthalene	ND	380	ug/kg
2-Methylphenol	ND	380	ug/kg
4-Methylphenol	ND	380	ug/kg
Naphthalene	ND	380	ug/kg
2-Nitroaniline	ND	1800	ug/kg
3-Nitroaniline	ND	1800	ug/kg
4-Nitroaniline	ND	1800	ug/kg
Nitrobenzene	ND	380	ug/kg
2-Nitrophenol	ND	380	ug/kg
4-Nitrophenol	ND	1800	ug/kg
N-Nitrosodi-n-propyl-amine	ND	380	ug/kg
N-Nitrosodiphenylamine	ND	380	ug/kg
2,2'-oxybis (1-Chloropropane)	ND	380	ug/kg
Pentachlorophenol	ND	380	ug/kg
Phenanthrene	ND	380	ug/kg
Phenol	ND	380	ug/kg
Pyrene	ND	380	ug/kg
2,4,5-Trichloro-phenol	ND	380	ug/kg
2,4,6-Trichloro-phenol	ND	380	ug/kg

(Continued on next page)

Conestoga-Rovers & Associates, Inc.

Client Sample ID: S-017324-111808-NH-007

GC/MS Semivolatiles

Lot-Sample #...: A8K190258-007 **Work Order #...:** K29HG1AK **Matrix.....:** SO

SURROGATE	PERCENT RECOVERY	RECOVERY LIMITS
Nitrobenzene-d5	67	(24 - 112)
2-Fluorobiphenyl	73	(34 - 110)
Terphenyl-d14	98	(41 - 119)
Phenol-d5	78	(28 - 110)
2-Fluorophenol	81	(26 - 110)
2,4,6-Tribromophenol	81	(10 - 118)

NOTE(S):

Results and reporting limits have been adjusted for dry weight.

Conestoga-Rovers & Associates, Inc.

Client Sample ID: S-017324-111808-NH-007

GC Semivolatiles

Lot-Sample #...: A8K190258-007 **Work Order #...:** K29HG1AL **Matrix.....:** SO
Date Sampled...: 11/18/08 15:20 **Date Received..:** 11/19/08
Prep Date.....: 11/24/08 **Analysis Date..:** 11/27/08
Prep Batch #...: 8329039
Dilution Factor: 1
% Moisture.....: 12 **Method.....:** SW846 8082

PARAMETER	RESULT	REPORTING LIMIT	UNITS
Aroclor 1016	ND	38	ug/kg
Aroclor 1221	ND	38	ug/kg
Aroclor 1232	ND	38	ug/kg
Aroclor 1242	ND	38	ug/kg
Aroclor 1248	ND	38	ug/kg
Aroclor 1254	ND	38	ug/kg
Aroclor 1260	ND	38	ug/kg

SURROGATE	PERCENT RECOVERY	RECOVERY LIMITS
Tetrachloro-m-xylene	86	(10 - 196)
Decachlorobiphenyl	78	(10 - 199)

NOTE(S):

Results and reporting limits have been adjusted for dry weight.

Conestoga-Rovers & Associates, Inc.

Client Sample ID: S-017324-111808-NH-007

TOTAL Metals

Lot-Sample #...: A8K190258-007 **Matrix.....:** SO
Date Sampled...: 11/18/08 15:20 **Date Received..:** 11/19/08
% Moisture.....: 12

PARAMETER	RESULT	REPORTING LIMIT	UNITS	METHOD	PREPARATION-ANALYSIS DATE	WORK ORDER #
Prep Batch #...: 8325024						
Aluminum	**3020**	**22.8**	**mg/kg**	**SW846 6010B**	**11/20/08**	**K29HG1AM**
		Dilution Factor: 1				
Arsenic	**4.6**	**1.1**	**mg/kg**	**SW846 6010B**	**11/20/08**	**K29HG1A4**
		Dilution Factor: 1				
Lead	**8.1**	**0.34**	**mg/kg**	**SW846 6010B**	**11/20/08**	**K29HG1AA**
		Dilution Factor: 1				
Antimony	ND	6.8	mg/kg	SW846 6010B	11/20/08	K29HG1AN
		Dilution Factor: 1				
Selenium	ND	0.57	mg/kg	SW846 6010B	11/20/08	K29HG1AC
		Dilution Factor: 1				
Thallium	ND	1.1	mg/kg	SW846 6010B	11/20/08	K29HG1AD
		Dilution Factor: 1				
Cadmium	ND	0.57	mg/kg	SW846 6010B	11/20/08	K29HG1AP
		Dilution Factor: 1				
Chromium	**6.7**	**1.1**	**mg/kg**	**SW846 6010B**	**11/20/08**	**K29HG1AQ**
		Dilution Factor: 1				
Cobalt	ND	5.7	mg/kg	SW846 6010B	11/20/08	K29HG1AR
		Dilution Factor: 1				
Copper	**10.5**	**2.8**	**mg/kg**	**SW846 6010B**	**11/20/08**	**K29HG1AT**
		Dilution Factor: 1				
Iron	**9610**	**11.4**	**mg/kg**	**SW846 6010B**	**11/20/08**	**K29HG1AU**
		Dilution Factor: 1				
Manganese	**246**	**1.7**	**mg/kg**	**SW846 6010B**	**11/20/08**	**K29HG1AV**
		Dilution Factor: 1				
Nickel	**8.5**	**4.6**	**mg/kg**	**SW846 6010B**	**11/20/08**	**K29HG1AW**
		Dilution Factor: 1				
Potassium	ND	569	mg/kg	SW846 6010B	11/20/08	K29HG1AX
		Dilution Factor: 1				

(Continued on next page)

Conestoga-Rovers & Associates, Inc.

Client Sample ID: S-017324-111808-NH-007

TOTAL Metals

Lot-Sample #...: A8K190258-007 **Matrix.....:** SO

PARAMETER	RESULT	REPORTING LIMIT	UNITS	METHOD	PREPARATION-ANALYSIS DATE	WORK ORDER #
Silver	ND	1.1	mg/kg	SW846 6010B	11/20/08	K29HG1A0
		Dilution Factor: 1				
Sodium	ND	569	mg/kg	SW846 6010B	11/20/08	K29HG1A1
		Dilution Factor: 1				
Vanadium	**9.8**	**5.7**	**mg/kg**	**SW846 6010B**	**11/20/08**	**K29HG1A2**
		Dilution Factor: 1				
Zinc	**35.8**	**2.3**	**mg/kg**	**SW846 6010B**	**11/20/08**	**K29HG1A3**
		Dilution Factor: 1				
Mercury	ND	0.11	mg/kg	SW846 7471A	11/20-11/21/08	K29HG1AE
		Dilution Factor: 1				

NOTE(S):

Results and reporting limits have been adjusted for dry weight.

Conestoga-Rovers & Associates, Inc.

Client Sample ID: S-017324-111808-NH-007

General Chemistry

Lot-Sample #...: A8K190258-007 **Work Order #...:** K29HG **Matrix.....:** SO
Date Sampled...: 11/18/08 15:20 **Date Received..:** 11/19/08
% Moisture.....: 12

PARAMETER	RESULT	RL	UNITS	METHOD	PREPARATION-ANALYSIS DATE	PREP BATCH #
Percent Solids	**87.9**	**10.0**	**%**	**MCAWW 160.3 MOD**	**11/25-11/26/08**	**8330501**

Dilution Factor: 1

Conestoga-Rovers & Associates, Inc.

Client Sample ID: S-017324-111808-NH-008

GC/MS Volatiles

Lot-Sample #...: A8K190258-008 **Work Order #...:** K29HJ1AG **Matrix.....:** SO
Date Sampled...: 11/18/08 15:50 **Date Received..:** 11/19/08
Prep Date.....: 12/01/08 **Analysis Date..:** 12/01/08
Prep Batch #...: 8337312
Dilution Factor: 0.88
% Moisture.....: 4.9 **Method.....:** SW846 8260B

PARAMETER	RESULT	REPORTING LIMIT	UNITS
Acetone	ND	19	ug/kg
Benzene	ND	4.6	ug/kg
Bromodichloromethane	ND	4.6	ug/kg
Bromoform	ND	4.6	ug/kg
Bromomethane	ND	4.6	ug/kg
2-Butanone	ND	19	ug/kg
Carbon disulfide	ND	4.6	ug/kg
Carbon tetrachloride	ND	4.6	ug/kg
Chlorobenzene	ND	4.6	ug/kg
Dibromochloromethane	ND	4.6	ug/kg
1,2-Dibromo-3-chloro-propane	ND	9.3	ug/kg
Chloroethane	ND	4.6	ug/kg
Chloroform	ND	4.6	ug/kg
Chloromethane	ND	4.6	ug/kg
Cyclohexane	ND	9.3	ug/kg
1,2-Dibromoethane	ND	4.6	ug/kg
1,2-Dichlorobenzene	ND	4.6	ug/kg
1,3-Dichlorobenzene	ND	4.6	ug/kg
1,4-Dichlorobenzene	ND	4.6	ug/kg
Dichlorodifluoromethane	ND	4.6	ug/kg
1,1-Dichloroethane	ND	4.6	ug/kg
1,2-Dichloroethane	ND	4.6	ug/kg
1,1-Dichloroethene	ND	4.6	ug/kg
cis-1,2-Dichloroethene	ND	4.6	ug/kg
trans-1,2-Dichloroethene	ND	4.6	ug/kg
1,2-Dichloropropane	ND	4.6	ug/kg
cis-1,3-Dichloropropene	ND	4.6	ug/kg
trans-1,3-Dichloropropene	ND	4.6	ug/kg
Ethylbenzene	**13**	**4.6**	**ug/kg**
Trichlorofluoromethane	ND	4.6	ug/kg
2-Hexanone	ND	19	ug/kg
Isopropylbenzene	**78**	**4.6**	**ug/kg**
Methyl acetate	ND	9.3	ug/kg
Methylcyclohexane	ND	9.3	ug/kg
Methylene chloride	**7.7**	**4.6**	**ug/kg**
4-Methyl-2-pentanone	ND	19	ug/kg
Styrene	ND	4.6	ug/kg

(Continued on next page)

Conestoga-Rovers & Associates, Inc.

Client Sample ID: S-017324-111808-NH-008

GC/MS Volatiles

Lot-Sample #...: A8K190258-008 **Work Order #...:** K29HJ1AG **Matrix.....:** SO

PARAMETER	RESULT	REPORTING LIMIT	UNITS
1,1,2,2-Tetrachloroethane	ND	4.6	ug/kg
Tetrachloroethene	**83**	**4.6**	**ug/kg**
Toluene	ND	4.6	ug/kg
1,2,4-Trichloro-benzene	ND	4.6	ug/kg
1,1,1-Trichloroethane	ND	4.6	ug/kg
1,1,2-Trichloroethane	ND	4.6	ug/kg
Trichloroethene	ND	4.6	ug/kg
1,1,2-Trichloro-1,2,2-trifluoroethane	ND	4.6	ug/kg
Vinyl chloride	ND	4.6	ug/kg
Xylenes (total)	**52**	**9.3**	**ug/kg**
Methyl tert-butyl ether	ND	19	ug/kg

SURROGATE	PERCENT RECOVERY	RECOVERY LIMITS
Dibromofluoromethane	115	(59 - 138)
1,2-Dichloroethane-d4	108	(61 - 130)
Toluene-d8	78	(60 - 143)
4-Bromofluorobenzene	56	(47 - 158)

NOTE(S):

Results and reporting limits have been adjusted for dry weight.

Conestoga-Rovers & Associates, Inc.

Client Sample ID: S-017324-111808-NH-008

GC/MS Semivolatiles

Lot-Sample #...: A8K190258-008 **Work Order #...:** K29HJ1AK **Matrix.....:** SO
Date Sampled...: 11/18/08 15:50 **Date Received..:** 11/19/08
Prep Date.....: 11/24/08 **Analysis Date..:** 12/01/08
Prep Batch #...: 8329404
Dilution Factor: 50
% Moisture.....: 4.9 **Method.....:** SW846 8270C

PARAMETER	RESULT	REPORTING LIMIT	UNITS
Acenaphthene	ND	17000	ug/kg
Acenaphthylene	ND	17000	ug/kg
Acetophenone	ND	3500	ug/kg
Anthracene	ND	17000	ug/kg
Atrazine	ND	17000	ug/kg
Benzo(a)anthracene	ND	17000	ug/kg
Benzo(a)pyrene	ND	17000	ug/kg
Benzo(b)fluoranthene	ND	17000	ug/kg
Benzo(ghi)perylene	ND	17000	ug/kg
Benzo(k)fluoranthene	ND	17000	ug/kg
Benzaldehyde	ND	17000	ug/kg
1,1'-Biphenyl	ND	17000	ug/kg
bis(2-Chloroethoxy) methane	ND	17000	ug/kg
bis(2-Chloroethyl)-ether	ND	17000	ug/kg
bis(2-Ethylhexyl) phthalate	ND	17000	ug/kg
4-Bromophenyl phenyl ether	ND	17000	ug/kg
Butyl benzyl phthalate	ND	17000	ug/kg
Caprolactam	ND	17000	ug/kg
Carbazole	ND	17000	ug/kg
4-Chloroaniline	ND	17000	ug/kg
4-Chloro-3-methylphenol	ND	17000	ug/kg
2-Chloronaphthalene	ND	17000	ug/kg
2-Chlorophenol	ND	17000	ug/kg
4-Chlorophenyl phenyl ether	ND	17000	ug/kg
Chrysene	ND	17000	ug/kg
Dibenz(a,h)anthracene	ND	17000	ug/kg
Dibenzofuran	ND	17000	ug/kg
3,3'-Dichlorobenzidine	ND	84000	ug/kg
2,4-Dichlorophenol	ND	17000	ug/kg
Diethyl phthalate	ND	17000	ug/kg
2,4-Dimethylphenol	ND	17000	ug/kg
Dimethyl phthalate	ND	17000	ug/kg
Di-n-butyl phthalate	ND	17000	ug/kg

(Continued on next page)

Conestoga-Rovers & Associates, Inc.

Client Sample ID: S-017324-111808-NH-008

GC/MS Semivolatiles

Lot-Sample #...: A8K190258-008 **Work Order #...:** K29HJ1AK **Matrix.....:** SO

PARAMETER	RESULT	REPORTING LIMIT	UNITS
4,6-Dinitro-2-methylphenol	ND	84000	ug/kg
2,4-Dinitrophenol	ND	84000	ug/kg
2,4-Dinitrotoluene	ND	17000	ug/kg
2,6-Dinitrotoluene	ND	17000	ug/kg
Di-n-octyl phthalate	ND	17000	ug/kg
Fluoranthene	ND	17000	ug/kg
Fluorene	ND	17000	ug/kg
Hexachlorobenzene	ND	17000	ug/kg
Hexachlorobutadiene	ND	17000	ug/kg
Hexachlorocyclopenta-diene	ND	84000	ug/kg
Hexachloroethane	ND	17000	ug/kg
Indeno(1,2,3-cd)pyrene	ND	17000	ug/kg
Isophorone	ND	17000	ug/kg
2-Methylnaphthalene	ND	17000	ug/kg
2-Methylphenol	ND	17000	ug/kg
4-Methylphenol	ND	17000	ug/kg
Naphthalene	ND	17000	ug/kg
2-Nitroaniline	ND	84000	ug/kg
3-Nitroaniline	ND	84000	ug/kg
4-Nitroaniline	ND	84000	ug/kg
Nitrobenzene	ND	17000	ug/kg
2-Nitrophenol	ND	17000	ug/kg
4-Nitrophenol	ND	84000	ug/kg
N-Nitrosodi-n-propyl-amine	ND	17000	ug/kg
N-Nitrosodiphenylamine	ND	17000	ug/kg
2,2'-oxybis (1-Chloropropane)	ND	17000	ug/kg
Pentachlorophenol	ND	17000	ug/kg
Phenanthrene	ND	17000	ug/kg
Phenol	ND	17000	ug/kg
Pyrene	ND	17000	ug/kg
2,4,5-Trichloro-phenol	ND	17000	ug/kg
2,4,6-Trichloro-phenol	ND	17000	ug/kg

(Continued on next page)

Conestoga-Rovers & Associates, Inc.

Client Sample ID: S-017324-111808-NH-008

GC/MS Semivolatiles

Lot-Sample #...: A8K190258-008 **Work Order #...:** K29HJ1AK **Matrix.....:** SO

SURROGATE	PERCENT RECOVERY	RECOVERY LIMITS
Nitrobenzene-d5	0.0 DIL,*	(24 - 112)
2-Fluorobiphenyl	0.0 DIL,*	(34 - 110)
Terphenyl-d14	0.0 DIL,*	(41 - 119)
Phenol-d5	0.0 DIL,*	(28 - 110)
2-Fluorophenol	0.0 DIL,*	(26 - 110)
2,4,6-Tribromophenol	0.0 DIL,*	(10 - 118)

NOTE(S):

DIL The concentration is estimated or not reported due to dilution or the presence of interfering analytes.

* Surrogate recovery is outside stated control limits.

Results and reporting limits have been adjusted for dry weight.

Conestoga-Rovers & Associates, Inc.

Client Sample ID: S-017324-111808-NH-008

GC Semivolatiles

Lot-Sample #...: A8K190258-008 **Work Order #...:** K29HJ1AL **Matrix.....:** SO
Date Sampled...: 11/18/08 15:50 **Date Received..:** 11/19/08
Prep Date.....: 11/24/08 **Analysis Date..:** 12/02/08
Prep Batch #...: 8329039
Dilution Factor: 10
% Moisture.....: 4.9 **Method.....:** SW846 8082

PARAMETER	RESULT	REPORTING LIMIT	UNITS
Aroclor 1016	ND	350	ug/kg
Aroclor 1221	ND	350	ug/kg
Aroclor 1232	ND	350	ug/kg
Aroclor 1242	ND	350	ug/kg
Aroclor 1248	ND	350	ug/kg
Aroclor 1254	ND	350	ug/kg
Aroclor 1260	ND	350	ug/kg

SURROGATE	PERCENT RECOVERY	RECOVERY LIMITS
Tetrachloro-m-xylene	75 DIL	(10 - 196)
Decachlorobiphenyl	157 DIL	(10 - 199)

NOTE(S):

DIL The concentration is estimated or not reported due to dilution or the presence of interfering analytes.

Results and reporting limits have been adjusted for dry weight.

Elevated reporting limits. The reporting limits are elevated due to matrix interference.

Conestoga-Rovers & Associates, Inc.

Client Sample ID: S-017324-111808-NH-008

TOTAL Metals

Lot-Sample #...: A8K190258-008 **Matrix.....:** SO
Date Sampled...: 11/18/08 15:50 **Date Received..:** 11/19/08
% Moisture.....: 4.9

PARAMETER	RESULT	REPORTING LIMIT	UNITS	METHOD	PREPARATION-ANALYSIS DATE	WORK ORDER #
Prep Batch #...: 8325024						
Aluminum	**2710**	**21.0**	**mg/kg**	**SW846 6010B**	**11/20/08**	**K29HJ1AM**
		Dilution Factor: 1				
Arsenic	**2.9**	**1.1**	**mg/kg**	**SW846 6010B**	**11/20/08**	**K29HJ1A4**
		Dilution Factor: 1				
Lead	**4.1**	**0.32**	**mg/kg**	**SW846 6010B**	**11/20/08**	**K29HJ1AA**
		Dilution Factor: 1				
Antimony	ND	6.3	mg/kg	SW846 6010B	11/20/08	K29HJ1AN
		Dilution Factor: 1				
Selenium	ND	0.53	mg/kg	SW846 6010B	11/20/08	K29HJ1AC
		Dilution Factor: 1				
Thallium	ND	1.1	mg/kg	SW846 6010B	11/20/08	K29HJ1AD
		Dilution Factor: 1				
Cadmium	ND	0.53	mg/kg	SW846 6010B	11/20/08	K29HJ1AP
		Dilution Factor: 1				
Chromium	**4.7**	**1.1**	**mg/kg**	**SW846 6010B**	**11/20/08**	**K29HJ1AQ**
		Dilution Factor: 1				
Cobalt	ND	5.3	mg/kg	SW846 6010B	11/20/08	K29HJ1AR
		Dilution Factor: 1				
Copper	**7.5**	**2.6**	**mg/kg**	**SW846 6010B**	**11/20/08**	**K29HJ1AT**
		Dilution Factor: 1				
Iron	**6600**	**10.5**	**mg/kg**	**SW846 6010B**	**11/20/08**	**K29HJ1AU**
		Dilution Factor: 1				
Manganese	**164**	**1.6**	**mg/kg**	**SW846 6010B**	**11/20/08**	**K29HJ1AV**
		Dilution Factor: 1				
Nickel	**7.4**	**4.2**	**mg/kg**	**SW846 6010B**	**11/20/08**	**K29HJ1AW**
		Dilution Factor: 1				
Potassium	**731**	**526**	**mg/kg**	**SW846 6010B**	**11/20/08**	**K29HJ1AX**
		Dilution Factor: 1				

(Continued on next page)

Conestoga-Rovers & Associates, Inc.

Client Sample ID: S-017324-111808-NH-008

TOTAL Metals

Lot-Sample #...: A8K190258-008 **Matrix.....:** SO

PARAMETER	RESULT	REPORTING LIMIT	UNITS	METHOD	PREPARATION-ANALYSIS DATE	WORK ORDER #
Silver	ND	1.1	mg/kg	SW846 6010B	11/20/08	K29HJ1A0
		Dilution Factor: 1				
Sodium	ND	526	mg/kg	SW846 6010B	11/20/08	K29HJ1A1
		Dilution Factor: 1				
Vanadium	**7.6**	**5.3**	**mg/kg**	**SW846 6010B**	**11/20/08**	**K29HJ1A2**
		Dilution Factor: 1				
Zinc	**22.5**	**2.1**	**mg/kg**	**SW846 6010B**	**11/20/08**	**K29HJ1A3**
		Dilution Factor: 1				
Mercury	ND	0.11	mg/kg	SW846 7471A	11/20-11/21/08	K29HJ1AE
		Dilution Factor: 1				

NOTE(S):

Results and reporting limits have been adjusted for dry weight.

Conestoga-Rovers & Associates, Inc.

Client Sample ID: S-017324-111808-NH-008

General Chemistry

Lot-Sample #...: A8K190258-008 **Work Order #...:** K29HJ **Matrix.....:** SO
Date Sampled...: 11/18/08 15:50 **Date Received..:** 11/19/08
% Moisture.....: 4.9

PARAMETER	RESULT	RL	UNITS	METHOD	PREPARATION-ANALYSIS DATE	PREP BATCH #
Percent Solids	**95.1**	**10.0**	**%**	**MCAWW 160.3 MOD**	**11/25-11/26/08**	**8330501**

Dilution Factor: 1

Conestoga-Rovers & Associates, Inc.

Client Sample ID: S-017324-111808-NH-009

GC/MS Volatiles

Lot-Sample #...: A8K190258-009 **Work Order #...:** K29HL1AG **Matrix.....:** SO
Date Sampled...: 11/18/08 15:55 **Date Received..:** 11/19/08
Prep Date.....: 11/28/08 **Analysis Date..:** 11/28/08
Prep Batch #...: 8334034
Dilution Factor: 0.75
% Moisture.....: 11 **Method.....:** SW846 8260B

PARAMETER	RESULT	REPORTING LIMIT	UNITS
Acetone	ND	17	ug/kg
Benzene	ND	4.2	ug/kg
Bromodichloromethane	ND	4.2	ug/kg
Bromoform	ND	4.2	ug/kg
Bromomethane	ND	4.2	ug/kg
2-Butanone	ND	17	ug/kg
Carbon disulfide	ND	4.2	ug/kg
Carbon tetrachloride	ND	4.2	ug/kg
Chlorobenzene	ND	4.2	ug/kg
Dibromochloromethane	ND	4.2	ug/kg
1,2-Dibromo-3-chloro-propane	ND	8.4	ug/kg
Chloroethane	ND	4.2	ug/kg
Chloroform	ND	4.2	ug/kg
Chloromethane	ND	4.2	ug/kg
Cyclohexane	ND	8.4	ug/kg
1,2-Dibromoethane	ND	4.2	ug/kg
1,2-Dichlorobenzene	ND	4.2	ug/kg
1,3-Dichlorobenzene	ND	4.2	ug/kg
1,4-Dichlorobenzene	ND	4.2	ug/kg
Dichlorodifluoromethane	ND	4.2	ug/kg
1,1-Dichloroethane	ND	4.2	ug/kg
1,2-Dichloroethane	ND	4.2	ug/kg
1,1-Dichloroethene	ND	4.2	ug/kg
cis-1,2-Dichloroethene	ND	4.2	ug/kg
trans-1,2-Dichloroethene	ND	4.2	ug/kg
1,2-Dichloropropane	ND	4.2	ug/kg
cis-1,3-Dichloropropene	ND	4.2	ug/kg
trans-1,3-Dichloropropene	ND	4.2	ug/kg
Ethylbenzene	ND	4.2	ug/kg
Trichlorofluoromethane	ND	4.2	ug/kg
2-Hexanone	ND	17	ug/kg
Isopropylbenzene	**11**	**4.2**	**ug/kg**
Methyl acetate	ND	8.4	ug/kg
Methylcyclohexane	ND	8.4	ug/kg
Methylene chloride	ND	4.2	ug/kg
4-Methyl-2-pentanone	ND	17	ug/kg
Styrene	ND	4.2	ug/kg

(Continued on next page)

Conestoga-Rovers & Associates, Inc.

Client Sample ID: S-017324-111808-NH-009

GC/MS Volatiles

Lot-Sample #...: A8K190258-009 **Work Order #...:** K29HL1AG **Matrix.....:** SO

PARAMETER	RESULT	REPORTING LIMIT	UNITS
1,1,2,2-Tetrachloroethane	ND	4.2	ug/kg
Tetrachloroethene	**6.8**	**4.2**	**ug/kg**
Toluene	ND	4.2	ug/kg
1,2,4-Trichloro-benzene	ND	4.2	ug/kg
1,1,1-Trichloroethane	ND	4.2	ug/kg
1,1,2-Trichloroethane	ND	4.2	ug/kg
Trichloroethene	ND	4.2	ug/kg
1,1,2-Trichloro-1,2,2-trifluoroethane	ND	4.2	ug/kg
Vinyl chloride	ND	4.2	ug/kg
Xylenes (total)	ND	8.4	ug/kg
Methyl tert-butyl ether	ND	17	ug/kg

SURROGATE	PERCENT RECOVERY	RECOVERY LIMITS
Dibromofluoromethane	93	(59 - 138)
1,2-Dichloroethane-d4	110	(61 - 130)
Toluene-d8	85	(60 - 143)
4-Bromofluorobenzene	144	(47 - 158)

NOTE(S):

Results and reporting limits have been adjusted for dry weight.

Conestoga-Rovers & Associates, Inc.

Client Sample ID: S-017324-111808-NH-009

GC/MS Semivolatiles

Lot-Sample #...: A8K190258-009 **Work Order #...:** K29HL1AK **Matrix.....:** SO
Date Sampled...: 11/18/08 15:55 **Date Received..:** 11/19/08
Prep Date.....: 11/24/08 **Analysis Date..:** 11/26/08
Prep Batch #...: 8329404
Dilution Factor: 1
% Moisture.....: 11 **Method.....:** SW846 8270C

PARAMETER	RESULT	REPORTING LIMIT	UNITS
Acenaphthene	ND	370	ug/kg
Acenaphthylene	ND	370	ug/kg
Acetophenone	ND	74	ug/kg
Anthracene	ND	370	ug/kg
Atrazine	ND	370	ug/kg
Benzo(a)anthracene	ND	370	ug/kg
Benzo(a)pyrene	ND	370	ug/kg
Benzo(b)fluoranthene	ND	370	ug/kg
Benzo(ghi)perylene	ND	370	ug/kg
Benzo(k)fluoranthene	ND	370	ug/kg
Benzaldehyde	ND	370	ug/kg
1,1'-Biphenyl	ND	370	ug/kg
bis(2-Chloroethoxy) methane	ND	370	ug/kg
bis(2-Chloroethyl)-ether	ND	370	ug/kg
bis(2-Ethylhexyl) phthalate	**370**	**370**	**ug/kg**
4-Bromophenyl phenyl ether	ND	370	ug/kg
Butyl benzyl phthalate	ND	370	ug/kg
Caprolactam	ND	370	ug/kg
Carbazole	ND	370	ug/kg
4-Chloroaniline	ND	370	ug/kg
4-Chloro-3-methylphenol	ND	370	ug/kg
2-Chloronaphthalene	ND	370	ug/kg
2-Chlorophenol	ND	370	ug/kg
4-Chlorophenyl phenyl ether	ND	370	ug/kg
Chrysene	ND	370	ug/kg
Dibenz(a,h)anthracene	ND	370	ug/kg
Dibenzofuran	ND	370	ug/kg
3,3'-Dichlorobenzidine	ND	1800	ug/kg
2,4-Dichlorophenol	ND	370	ug/kg
Diethyl phthalate	ND	370	ug/kg
2,4-Dimethylphenol	ND	370	ug/kg
Dimethyl phthalate	ND	370	ug/kg
Di-n-butyl phthalate	ND	370	ug/kg

(Continued on next page)

Conestoga-Rovers & Associates, Inc.

Client Sample ID: S-017324-111808-NH-009

GC/MS Semivolatiles

Lot-Sample #...: A8K190258-009 **Work Order #...:** K29HL1AK **Matrix.....:** SO

PARAMETER	RESULT	REPORTING LIMIT	UNITS
4,6-Dinitro-2-methylphenol	ND	1800	ug/kg
2,4-Dinitrophenol	ND	1800	ug/kg
2,4-Dinitrotoluene	ND	370	ug/kg
2,6-Dinitrotoluene	ND	370	ug/kg
Di-n-octyl phthalate	ND	370	ug/kg
Fluoranthene	ND	370	ug/kg
Fluorene	ND	370	ug/kg
Hexachlorobenzene	ND	370	ug/kg
Hexachlorobutadiene	ND	370	ug/kg
Hexachlorocyclopenta-diene	ND	1800	ug/kg
Hexachloroethane	ND	370	ug/kg
Indeno(1,2,3-cd)pyrene	ND	370	ug/kg
Isophorone	ND	370	ug/kg
2-Methylnaphthalene	ND	370	ug/kg
2-Methylphenol	ND	370	ug/kg
4-Methylphenol	ND	370	ug/kg
Naphthalene	ND	370	ug/kg
2-Nitroaniline	ND	1800	ug/kg
3-Nitroaniline	ND	1800	ug/kg
4-Nitroaniline	ND	1800	ug/kg
Nitrobenzene	ND	370	ug/kg
2-Nitrophenol	ND	370	ug/kg
4-Nitrophenol	ND	1800	ug/kg
N-Nitrosodi-n-propyl-amine	ND	370	ug/kg
N-Nitrosodiphenylamine	ND	370	ug/kg
2,2'-oxybis (1-Chloropropane)	ND	370	ug/kg
Pentachlorophenol	ND	370	ug/kg
Phenanthrene	ND	370	ug/kg
Phenol	ND	370	ug/kg
Pyrene	ND	370	ug/kg
2,4,5-Trichloro-phenol	ND	370	ug/kg
2,4,6-Trichloro-phenol	ND	370	ug/kg

(Continued on next page)

Conestoga-Rovers & Associates, Inc.

Client Sample ID: S-017324-111808-NH-009

GC/MS Semivolatiles

Lot-Sample #...: A8K190258-009 **Work Order #...:** K29HL1AK **Matrix.....:** SO

SURROGATE	PERCENT RECOVERY	RECOVERY LIMITS
Nitrobenzene-d5	66	(24 - 112)
2-Fluorobiphenyl	69	(34 - 110)
Terphenyl-d14	94	(41 - 119)
Phenol-d5	78	(28 - 110)
2-Fluorophenol	78	(26 - 110)
2,4,6-Tribromophenol	83	(10 - 118)

NOTE(S):

Results and reporting limits have been adjusted for dry weight.

Conestoga-Rovers & Associates, Inc.

Client Sample ID: S-017324-111808-NH-009

GC Semivolatiles

Lot-Sample #...: A8K190258-009 **Work Order #...:** K29HL1AL **Matrix.....:** SO
Date Sampled...: 11/18/08 15:55 **Date Received..:** 11/19/08
Prep Date.....: 11/24/08 **Analysis Date..:** 11/27/08
Prep Batch #...: 8329039
Dilution Factor: 1
% Moisture.....: 11 **Method.....:** SW846 8082

PARAMETER	RESULT	REPORTING LIMIT	UNITS
Aroclor 1016	ND	37	ug/kg
Aroclor 1221	ND	37	ug/kg
Aroclor 1232	ND	37	ug/kg
Aroclor 1242	ND	37	ug/kg
Aroclor 1248	ND	37	ug/kg
Aroclor 1254	ND	37	ug/kg
Aroclor 1260	ND	37	ug/kg

SURROGATE	PERCENT RECOVERY	RECOVERY LIMITS
Tetrachloro-m-xylene	59	(10 - 196)
Decachlorobiphenyl	124	(10 - 199)

NOTE(S):

Results and reporting limits have been adjusted for dry weight.

Conestoga-Rovers & Associates, Inc.

Client Sample ID: S-017324-111808-NH-009

TOTAL Metals

Lot-Sample #...: A8K190258-009 **Matrix.....:** SO
Date Sampled...: 11/18/08 15:55 **Date Received..:** 11/19/08
% Moisture.....: 11

PARAMETER	RESULT	REPORTING LIMIT	UNITS	METHOD	PREPARATION-ANALYSIS DATE	WORK ORDER #
Prep Batch #...: 8325024						
Aluminum	**2830**	**22.4**	**mg/kg**	**SW846 6010B**	**11/20/08**	**K29HL1AM**
		Dilution Factor: 1				
Arsenic	**3.4**	**1.1**	**mg/kg**	**SW846 6010B**	**11/20/08**	**K29HL1A4**
		Dilution Factor: 1				
Lead	**4.5**	**0.34**	**mg/kg**	**SW846 6010B**	**11/20/08**	**K29HL1AA**
		Dilution Factor: 1				
Antimony	ND	6.7	mg/kg	SW846 6010B	11/20/08	K29HL1AN
		Dilution Factor: 1				
Selenium	ND	0.56	mg/kg	SW846 6010B	11/20/08	K29HL1AC
		Dilution Factor: 1				
Thallium	ND	1.1	mg/kg	SW846 6010B	11/20/08	K29HL1AD
		Dilution Factor: 1				
Cadmium	ND	0.56	mg/kg	SW846 6010B	11/20/08	K29HL1AP
		Dilution Factor: 1				
Chromium	**5.3**	**1.1**	**mg/kg**	**SW846 6010B**	**11/20/08**	**K29HL1AQ**
		Dilution Factor: 1				
Cobalt	ND	5.6	mg/kg	SW846 6010B	11/20/08	K29HL1AR
		Dilution Factor: 1				
Copper	**8.4**	**2.8**	**mg/kg**	**SW846 6010B**	**11/20/08**	**K29HL1AT**
		Dilution Factor: 1				
Iron	**7840**	**11.2**	**mg/kg**	**SW846 6010B**	**11/20/08**	**K29HL1AU**
		Dilution Factor: 1				
Manganese	**180**	**1.7**	**mg/kg**	**SW846 6010B**	**11/20/08**	**K29HL1AV**
		Dilution Factor: 1				
Nickel	**7.9**	**4.5**	**mg/kg**	**SW846 6010B**	**11/20/08**	**K29HL1AW**
		Dilution Factor: 1				
Potassium	**743**	**559**	**mg/kg**	**SW846 6010B**	**11/20/08**	**K29HL1AX**
		Dilution Factor: 1				

(Continued on next page)

Conestoga-Rovers & Associates, Inc.

Client Sample ID: S-017324-111808-NH-009

TOTAL Metals

Lot-Sample #...: A8K190258-009 **Matrix.....:** SO

PARAMETER	RESULT	REPORTING LIMIT	UNITS	METHOD	PREPARATION-ANALYSIS DATE	WORK ORDER #
Silver	ND	1.1	mg/kg	SW846 6010B	11/20/08	K29HL1A0
		Dilution Factor: 1				
Sodium	ND	559	mg/kg	SW846 6010B	11/20/08	K29HL1A1
		Dilution Factor: 1				
Vanadium	**8.1**	**5.6**	**mg/kg**	**SW846 6010B**	**11/20/08**	**K29HL1A2**
		Dilution Factor: 1				
Zinc	**26.0**	**2.2**	**mg/kg**	**SW846 6010B**	**11/20/08**	**K29HL1A3**
		Dilution Factor: 1				
Mercury	ND	0.11	mg/kg	SW846 7471A	11/20-11/21/08	K29HL1AE
		Dilution Factor: 1				

NOTE(S):

Results and reporting limits have been adjusted for dry weight.

Conestoga-Rovers & Associates, Inc.

Client Sample ID: S-017324-111808-NH-009

General Chemistry

Lot-Sample #...: A8K190258-009 **Work Order #...:** K29HL **Matrix.....:** SO
Date Sampled...: 11/18/08 15:55 **Date Received..:** 11/19/08
% Moisture.....: 11

PARAMETER	RESULT	RL	UNITS	METHOD	PREPARATION-ANALYSIS DATE	PREP BATCH #
Percent Solids	**89.4**	**10.0**	**%**	**MCAWW 160.3 MOD**	**11/25-11/26/08**	**8330501**

Dilution Factor: 1

Conestoga-Rovers & Associates, Inc.

Client Sample ID: S-017324-111808-NH-010

GC/MS Volatiles

Lot-Sample #...: A8K190258-010 **Work Order #...:** K29HM1AG **Matrix.....:** SO
Date Sampled...: 11/18/08 16:20 **Date Received..:** 11/19/08
Prep Date.....: 11/29/08 **Analysis Date..:** 11/29/08
Prep Batch #...: 8336503
Dilution Factor: 0.78
% Moisture.....: 8.2 **Method.....:** SW846 8260B

PARAMETER	RESULT	REPORTING LIMIT	UNITS
Acetone	**19**	**17**	**ug/kg**
Benzene	ND	4.2	ug/kg
Bromodichloromethane	ND	4.2	ug/kg
Bromoform	ND	4.2	ug/kg
Bromomethane	ND	4.2	ug/kg
2-Butanone	ND	17	ug/kg
Carbon disulfide	ND	4.2	ug/kg
Carbon tetrachloride	ND	4.2	ug/kg
Chlorobenzene	ND	4.2	ug/kg
Dibromochloromethane	ND	4.2	ug/kg
1,2-Dibromo-3-chloro-propane	ND	8.5	ug/kg
Chloroethane	ND	4.2	ug/kg
Chloroform	ND	4.2	ug/kg
Chloromethane	ND	4.2	ug/kg
Cyclohexane	ND	8.5	ug/kg
1,2-Dibromoethane	ND	4.2	ug/kg
1,2-Dichlorobenzene	ND	4.2	ug/kg
1,3-Dichlorobenzene	ND	4.2	ug/kg
1,4-Dichlorobenzene	ND	4.2	ug/kg
Dichlorodifluoromethane	ND	4.2	ug/kg
1,1-Dichloroethane	ND	4.2	ug/kg
1,2-Dichloroethane	ND	4.2	ug/kg
1,1-Dichloroethene	ND	4.2	ug/kg
cis-1,2-Dichloroethene	ND	4.2	ug/kg
trans-1,2-Dichloroethene	ND	4.2	ug/kg
1,2-Dichloropropane	ND	4.2	ug/kg
cis-1,3-Dichloropropene	ND	4.2	ug/kg
trans-1,3-Dichloropropene	ND	4.2	ug/kg
Ethylbenzene	ND	4.2	ug/kg
Trichlorofluoromethane	ND	4.2	ug/kg
2-Hexanone	ND	17	ug/kg
Isopropylbenzene	ND	4.2	ug/kg
Methyl acetate	ND	8.5	ug/kg
Methylcyclohexane	ND	8.5	ug/kg
Methylene chloride	ND	4.2	ug/kg
4-Methyl-2-pentanone	ND	17	ug/kg
Styrene	ND	4.2	ug/kg

(Continued on next page)

Conestoga-Rovers & Associates, Inc.

Client Sample ID: S-017324-111808-NH-010

GC/MS Volatiles

Lot-Sample #...: A8K190258-010 **Work Order #...:** K29HM1AG **Matrix.....:** SO

PARAMETER	RESULT	REPORTING LIMIT	UNITS
1,1,2,2-Tetrachloroethane	ND	4.2	ug/kg
Tetrachloroethene	ND	4.2	ug/kg
Toluene	ND	4.2	ug/kg
1,2,4-Trichloro-benzene	ND	4.2	ug/kg
1,1,1-Trichloroethane	ND	4.2	ug/kg
1,1,2-Trichloroethane	ND	4.2	ug/kg
Trichloroethene	ND	4.2	ug/kg
1,1,2-Trichloro-1,2,2-trifluoroethane	ND	4.2	ug/kg
Vinyl chloride	ND	4.2	ug/kg
Xylenes (total)	ND	8.5	ug/kg
Methyl tert-butyl ether	ND	17	ug/kg

SURROGATE	PERCENT RECOVERY	RECOVERY LIMITS
Dibromofluoromethane	91	(59 - 138)
1,2-Dichloroethane-d4	108	(61 - 130)
Toluene-d8	76	(60 - 143)
4-Bromofluorobenzene	91	(47 - 158)

NOTE(S):

Results and reporting limits have been adjusted for dry weight.

Conestoga-Rovers & Associates, Inc.

Client Sample ID: S-017324-111808-NH-010

GC/MS Semivolatiles

Lot-Sample #...: A8K190258-010 **Work Order #...:** K29HM1AK **Matrix.....:** SO
Date Sampled...: 11/18/08 16:20 **Date Received..:** 11/19/08
Prep Date.....: 11/24/08 **Analysis Date..:** 11/26/08
Prep Batch #...: 8329404
Dilution Factor: 1
% Moisture.....: 8.2 **Method.....:** SW846 8270C

PARAMETER	RESULT	REPORTING LIMIT	UNITS
Acenaphthene	ND	360	ug/kg
Acenaphthylene	ND	360	ug/kg
Acetophenone	ND	73	ug/kg
Anthracene	ND	360	ug/kg
Atrazine	ND	360	ug/kg
Benzo(a)anthracene	ND	360	ug/kg
Benzo(a)pyrene	ND	360	ug/kg
Benzo(b)fluoranthene	ND	360	ug/kg
Benzo(ghi)perylene	ND	360	ug/kg
Benzo(k)fluoranthene	ND	360	ug/kg
Benzaldehyde	ND	360	ug/kg
1,1'-Biphenyl	ND	360	ug/kg
bis(2-Chloroethoxy) methane	ND	360	ug/kg
bis(2-Chloroethyl)-ether	ND	360	ug/kg
bis(2-Ethylhexyl) phthalate	ND	360	ug/kg
4-Bromophenyl phenyl ether	ND	360	ug/kg
Butyl benzyl phthalate	ND	360	ug/kg
Caprolactam	ND	360	ug/kg
Carbazole	ND	360	ug/kg
4-Chloroaniline	ND	360	ug/kg
4-Chloro-3-methylphenol	ND	360	ug/kg
2-Chloronaphthalene	ND	360	ug/kg
2-Chlorophenol	ND	360	ug/kg
4-Chlorophenyl phenyl ether	ND	360	ug/kg
Chrysene	ND	360	ug/kg
Dibenz(a,h)anthracene	ND	360	ug/kg
Dibenzofuran	ND	360	ug/kg
3,3'-Dichlorobenzidine	ND	1700	ug/kg
2,4-Dichlorophenol	ND	360	ug/kg
Diethyl phthalate	ND	360	ug/kg
2,4-Dimethylphenol	ND	360	ug/kg
Dimethyl phthalate	ND	360	ug/kg
Di-n-butyl phthalate	ND	360	ug/kg

(Continued on next page)

Conestoga-Rovers & Associates, Inc.

Client Sample ID: S-017324-111808-NH-010

GC/MS Semivolatiles

Lot-Sample #...: A8K190258-010 **Work Order #...:** K29HM1AK **Matrix.....:** SO

PARAMETER	RESULT	REPORTING LIMIT	UNITS
4,6-Dinitro-2-methylphenol	ND	1700	ug/kg
2,4-Dinitrophenol	ND	1700	ug/kg
2,4-Dinitrotoluene	ND	360	ug/kg
2,6-Dinitrotoluene	ND	360	ug/kg
Di-n-octyl phthalate	ND	360	ug/kg
Fluoranthene	ND	360	ug/kg
Fluorene	ND	360	ug/kg
Hexachlorobenzene	ND	360	ug/kg
Hexachlorobutadiene	ND	360	ug/kg
Hexachlorocyclopenta-diene	ND	1700	ug/kg
Hexachloroethane	ND	360	ug/kg
Indeno(1,2,3-cd)pyrene	ND	360	ug/kg
Isophorone	ND	360	ug/kg
2-Methylnaphthalene	ND	360	ug/kg
2-Methylphenol	ND	360	ug/kg
4-Methylphenol	ND	360	ug/kg
Naphthalene	ND	360	ug/kg
2-Nitroaniline	ND	1700	ug/kg
3-Nitroaniline	ND	1700	ug/kg
4-Nitroaniline	ND	1700	ug/kg
Nitrobenzene	ND	360	ug/kg
2-Nitrophenol	ND	360	ug/kg
4-Nitrophenol	ND	1700	ug/kg
N-Nitrosodi-n-propyl-amine	ND	360	ug/kg
N-Nitrosodiphenylamine	ND	360	ug/kg
2,2'-oxybis (1-Chloropropane)	ND	360	ug/kg
Pentachlorophenol	ND	360	ug/kg
Phenanthrene	ND	360	ug/kg
Phenol	ND	360	ug/kg
Pyrene	ND	360	ug/kg
2,4,5-Trichloro-phenol	ND	360	ug/kg
2,4,6-Trichloro-phenol	ND	360	ug/kg

(Continued on next page)

Conestoga-Rovers & Associates, Inc.

Client Sample ID: S-017324-111808-NH-010

GC/MS Semivolatiles

Lot-Sample #...: A8K190258-010 **Work Order #...:** K29HM1AK **Matrix.....:** SO

SURROGATE	PERCENT RECOVERY	RECOVERY LIMITS
Nitrobenzene-d5	36	(24 - 112)
2-Fluorobiphenyl	52	(34 - 110)
Terphenyl-d14	84	(41 - 119)
Phenol-d5	54	(28 - 110)
2-Fluorophenol	40	(26 - 110)
2,4,6-Tribromophenol	36	(10 - 118)

NOTE(S):

Results and reporting limits have been adjusted for dry weight.

Conestoga-Rovers & Associates, Inc.

Client Sample ID: S-017324-111808-NH-010

GC Semivolatiles

Lot-Sample #...: A8K190258-010 **Work Order #...:** K29HM1AL **Matrix.....:** SO
Date Sampled...: 11/18/08 16:20 **Date Received..:** 11/19/08
Prep Date.....: 11/24/08 **Analysis Date..:** 11/27/08
Prep Batch #...: 8329039
Dilution Factor: 1
% Moisture.....: 8.2 **Method.....:** SW846 8082

PARAMETER	RESULT	REPORTING LIMIT	UNITS
Aroclor 1016	ND	36	ug/kg
Aroclor 1221	ND	36	ug/kg
Aroclor 1232	ND	36	ug/kg
Aroclor 1242	ND	36	ug/kg
Aroclor 1248	ND	36	ug/kg
Aroclor 1254	ND	36	ug/kg
Aroclor 1260	ND	36	ug/kg

SURROGATE	PERCENT RECOVERY	RECOVERY LIMITS
Tetrachloro-m-xylene	65	(10 - 196)
Decachlorobiphenyl	129	(10 - 199)

NOTE(S):

Results and reporting limits have been adjusted for dry weight.

Conestoga-Rovers & Associates, Inc.

Client Sample ID: S-017324-111808-NH-010

TOTAL Metals

Lot-Sample #...: A8K190258-010 **Matrix.....:** SO
Date Sampled...: 11/18/08 16:20 **Date Received..:** 11/19/08
% Moisture.....: 8.2

PARAMETER	RESULT	REPORTING LIMIT	UNITS	METHOD	PREPARATION-ANALYSIS DATE	WORK ORDER #
Prep Batch #...: 8325024						
Aluminum	**3440**	**21.8**	**mg/kg**	**SW846 6010B**	**11/20/08**	**K29HM1AM**
		Dilution Factor: 1				
Arsenic	**7.7**	**1.1**	**mg/kg**	**SW846 6010B**	**11/20/08**	**K29HM1A4**
		Dilution Factor: 1				
Lead	**6.1**	**0.33**	**mg/kg**	**SW846 6010B**	**11/20/08**	**K29HM1AA**
		Dilution Factor: 1				
Antimony	ND	6.5	mg/kg	SW846 6010B	11/20/08	K29HM1AN
		Dilution Factor: 1				
Selenium	ND	0.54	mg/kg	SW846 6010B	11/20/08	K29HM1AC
		Dilution Factor: 1				
Thallium	ND	1.1	mg/kg	SW846 6010B	11/20/08	K29HM1AD
		Dilution Factor: 1				
Cadmium	ND	0.54	mg/kg	SW846 6010B	11/20/08	K29HM1AP
		Dilution Factor: 1				
Chromium	**7.7**	**1.1**	**mg/kg**	**SW846 6010B**	**11/20/08**	**K29HM1AQ**
		Dilution Factor: 1				
Cobalt	ND	5.4	mg/kg	SW846 6010B	11/20/08	K29HM1AR
		Dilution Factor: 1				
Copper	**12.5**	**2.7**	**mg/kg**	**SW846 6010B**	**11/20/08**	**K29HM1AT**
		Dilution Factor: 1				
Iron	**16500**	**10.9**	**mg/kg**	**SW846 6010B**	**11/20/08**	**K29HM1AU**
		Dilution Factor: 1				
Manganese	**318**	**1.6**	**mg/kg**	**SW846 6010B**	**11/20/08**	**K29HM1AV**
		Dilution Factor: 1				
Nickel	**12.3**	**4.4**	**mg/kg**	**SW846 6010B**	**11/20/08**	**K29HM1AW**
		Dilution Factor: 1				
Potassium	**919**	**545**	**mg/kg**	**SW846 6010B**	**11/20/08**	**K29HM1AX**
		Dilution Factor: 1				

(Continued on next page)

Conestoga-Rovers & Associates, Inc.

Client Sample ID: S-017324-111808-NH-010

TOTAL Metals

Lot-Sample #...: A8K190258-010 **Matrix.....:** SO

PARAMETER	RESULT	REPORTING LIMIT	UNITS	METHOD	PREPARATION-ANALYSIS DATE	WORK ORDER #
Silver	ND	1.1	mg/kg	SW846 6010B	11/20/08	K29HM1A0
		Dilution Factor: 1				
Sodium	ND	545	mg/kg	SW846 6010B	11/20/08	K29HM1A1
		Dilution Factor: 1				
Vanadium	**14.6**	**5.4**	**mg/kg**	**SW846 6010B**	**11/20/08**	**K29HM1A2**
		Dilution Factor: 1				
Zinc	**41.1**	**2.2**	**mg/kg**	**SW846 6010B**	**11/20/08**	**K29HM1A3**
		Dilution Factor: 1				
Mercury	ND	0.11	mg/kg	SW846 7471A	11/20-11/21/08	K29HM1AE
		Dilution Factor: 1				

NOTE(S):

Results and reporting limits have been adjusted for dry weight.

Conestoga-Rovers & Associates, Inc.

Client Sample ID: S-017324-111808-NH-010

General Chemistry

Lot-Sample #...: A8K190258-010 **Work Order #...:** K29HM **Matrix.....:** SO
Date Sampled...: 11/18/08 16:20 **Date Received..:** 11/19/08
% Moisture.....: 8.2

PARAMETER	RESULT	RL	UNITS	METHOD	PREPARATION-ANALYSIS DATE	PREP BATCH #
Percent Solids	**91.8**	**10.0**	**%**	**MCAWW 160.3 MOD**	**11/25-11/26/08**	**8330501**

Dilution Factor: 1

Conestoga-Rovers & Associates, Inc.

Client Sample ID: S-017324-111808-NH-011

GC/MS Volatiles

Lot-Sample #...: A8K190258-011 **Work Order #...:** K29HP1AG **Matrix.....:** SO
Date Sampled...: 11/18/08 16:40 **Date Received..:** 11/19/08
Prep Date.....: 11/28/08 **Analysis Date..:** 11/28/08
Prep Batch #...: 8334034
Dilution Factor: 0.98
% Moisture.....: 5.4 **Method.....:** SW846 8260B

PARAMETER	RESULT	REPORTING LIMIT	UNITS
Acetone	ND	21	ug/kg
Benzene	ND	5.2	ug/kg
Bromodichloromethane	ND	5.2	ug/kg
Bromoform	ND	5.2	ug/kg
Bromomethane	ND	5.2	ug/kg
2-Butanone	ND	21	ug/kg
Carbon disulfide	ND	5.2	ug/kg
Carbon tetrachloride	ND	5.2	ug/kg
Chlorobenzene	ND	5.2	ug/kg
Dibromochloromethane	ND	5.2	ug/kg
1,2-Dibromo-3-chloro-propane	ND	10	ug/kg
Chloroethane	ND	5.2	ug/kg
Chloroform	ND	5.2	ug/kg
Chloromethane	ND	5.2	ug/kg
Cyclohexane	ND	10	ug/kg
1,2-Dibromoethane	ND	5.2	ug/kg
1,2-Dichlorobenzene	ND	5.2	ug/kg
1,3-Dichlorobenzene	ND	5.2	ug/kg
1,4-Dichlorobenzene	ND	5.2	ug/kg
Dichlorodifluoromethane	ND	5.2	ug/kg
1,1-Dichloroethane	ND	5.2	ug/kg
1,2-Dichloroethane	ND	5.2	ug/kg
1,1-Dichloroethene	ND	5.2	ug/kg
cis-1,2-Dichloroethene	ND	5.2	ug/kg
trans-1,2-Dichloroethene	ND	5.2	ug/kg
1,2-Dichloropropane	ND	5.2	ug/kg
cis-1,3-Dichloropropene	ND	5.2	ug/kg
trans-1,3-Dichloropropene	ND	5.2	ug/kg
Ethylbenzene	ND	5.2	ug/kg
Trichlorofluoromethane	ND	5.2	ug/kg
2-Hexanone	ND	21	ug/kg
Isopropylbenzene	ND	5.2	ug/kg
Methyl acetate	ND	10	ug/kg
Methylcyclohexane	ND	10	ug/kg
Methylene chloride	ND	5.2	ug/kg
4-Methyl-2-pentanone	ND	21	ug/kg
Styrene	ND	5.2	ug/kg

(Continued on next page)

Conestoga-Rovers & Associates, Inc.

Client Sample ID: S-017324-111808-NH-011

GC/MS Volatiles

Lot-Sample #...: A8K190258-011 **Work Order #...:** K29HP1AG **Matrix.....:** SO

PARAMETER	RESULT	REPORTING LIMIT	UNITS
1,1,2,2-Tetrachloroethane	ND	5.2	ug/kg
Tetrachloroethene	ND	5.2	ug/kg
Toluene	ND	5.2	ug/kg
1,2,4-Trichloro-benzene	ND	5.2	ug/kg
1,1,1-Trichloroethane	ND	5.2	ug/kg
1,1,2-Trichloroethane	ND	5.2	ug/kg
Trichloroethene	ND	5.2	ug/kg
1,1,2-Trichloro-1,2,2-trifluoroethane	ND	5.2	ug/kg
Vinyl chloride	ND	5.2	ug/kg
Xylenes (total)	ND	10	ug/kg
Methyl tert-butyl ether	ND	21	ug/kg

SURROGATE	PERCENT RECOVERY	RECOVERY LIMITS
Dibromofluoromethane	93	(59 - 138)
1,2-Dichloroethane-d4	111	(61 - 130)
Toluene-d8	79	(60 - 143)
4-Bromofluorobenzene	92	(47 - 158)

NOTE(S):

Results and reporting limits have been adjusted for dry weight.

Conestoga-Rovers & Associates, Inc.

Client Sample ID: S-017324-111808-NH-011

GC/MS Semivolatiles

Lot-Sample #...: A8K190258-011 **Work Order #...:** K29HP1AK **Matrix.....:** SO
Date Sampled...: 11/18/08 16:40 **Date Received..:** 11/19/08
Prep Date.....: 11/24/08 **Analysis Date..:** 11/26/08
Prep Batch #...: 8329404
Dilution Factor: 1
% Moisture.....: 5.4 **Method.....:** SW846 8270C

PARAMETER	RESULT	REPORTING LIMIT	UNITS
Acenaphthene	ND	350	ug/kg
Acenaphthylene	ND	350	ug/kg
Acetophenone	ND	70	ug/kg
Anthracene	ND	350	ug/kg
Atrazine	ND	350	ug/kg
Benzo(a)anthracene	ND	350	ug/kg
Benzo(a)pyrene	ND	350	ug/kg
Benzo(b)fluoranthene	ND	350	ug/kg
Benzo(ghi)perylene	ND	350	ug/kg
Benzo(k)fluoranthene	ND	350	ug/kg
Benzaldehyde	ND	350	ug/kg
1,1'-Biphenyl	ND	350	ug/kg
bis(2-Chloroethoxy) methane	ND	350	ug/kg
bis(2-Chloroethyl)-ether	ND	350	ug/kg
bis(2-Ethylhexyl) phthalate	ND	350	ug/kg
4-Bromophenyl phenyl ether	ND	350	ug/kg
Butyl benzyl phthalate	ND	350	ug/kg
Caprolactam	ND	350	ug/kg
Carbazole	ND	350	ug/kg
4-Chloroaniline	ND	350	ug/kg
4-Chloro-3-methylphenol	ND	350	ug/kg
2-Chloronaphthalene	ND	350	ug/kg
2-Chlorophenol	ND	350	ug/kg
4-Chlorophenyl phenyl ether	ND	350	ug/kg
Chrysene	ND	350	ug/kg
Dibenz(a,h)anthracene	ND	350	ug/kg
Dibenzofuran	ND	350	ug/kg
3,3'-Dichlorobenzidine	ND	1700	ug/kg
2,4-Dichlorophenol	ND	350	ug/kg
Diethyl phthalate	ND	350	ug/kg
2,4-Dimethylphenol	ND	350	ug/kg
Dimethyl phthalate	ND	350	ug/kg
Di-n-butyl phthalate	ND	350	ug/kg

(Continued on next page)

Conestoga-Rovers & Associates, Inc.

Client Sample ID: S-017324-111808-NH-011

GC/MS Semivolatiles

Lot-Sample #...: A8K190258-011 **Work Order #...:** K29HP1AK **Matrix.....:** SO

PARAMETER	RESULT	REPORTING LIMIT	UNITS
4,6-Dinitro-2-methylphenol	ND	1700	ug/kg
2,4-Dinitrophenol	ND	1700	ug/kg
2,4-Dinitrotoluene	ND	350	ug/kg
2,6-Dinitrotoluene	ND	350	ug/kg
Di-n-octyl phthalate	ND	350	ug/kg
Fluoranthene	ND	350	ug/kg
Fluorene	ND	350	ug/kg
Hexachlorobenzene	ND	350	ug/kg
Hexachlorobutadiene	ND	350	ug/kg
Hexachlorocyclopenta-diene	ND	1700	ug/kg
Hexachloroethane	ND	350	ug/kg
Indeno(1,2,3-cd)pyrene	ND	350	ug/kg
Isophorone	ND	350	ug/kg
2-Methylnaphthalene	ND	350	ug/kg
2-Methylphenol	ND	350	ug/kg
4-Methylphenol	ND	350	ug/kg
Naphthalene	ND	350	ug/kg
2-Nitroaniline	ND	1700	ug/kg
3-Nitroaniline	ND	1700	ug/kg
4-Nitroaniline	ND	1700	ug/kg
Nitrobenzene	ND	350	ug/kg
2-Nitrophenol	ND	350	ug/kg
4-Nitrophenol	ND	1700	ug/kg
N-Nitrosodi-n-propyl-amine	ND	350	ug/kg
N-Nitrosodiphenylamine	ND	350	ug/kg
2,2'-oxybis (1-Chloropropane)	ND	350	ug/kg
Pentachlorophenol	ND	350	ug/kg
Phenanthrene	ND	350	ug/kg
Phenol	ND	350	ug/kg
Pyrene	ND	350	ug/kg
2,4,5-Trichloro-phenol	ND	350	ug/kg
2,4,6-Trichloro-phenol	ND	350	ug/kg

(Continued on next page)

Conestoga-Rovers & Associates, Inc.

Client Sample ID: S-017324-111808-NH-011

GC/MS Semivolatiles

Lot-Sample #...: A8K190258-011 **Work Order #...:** K29HP1AK **Matrix.....:** SO

SURROGATE	PERCENT RECOVERY	RECOVERY LIMITS
Nitrobenzene-d5	69	(24 - 112)
2-Fluorobiphenyl	68	(34 - 110)
Terphenyl-d14	88	(41 - 119)
Phenol-d5	85	(28 - 110)
2-Fluorophenol	84	(26 - 110)
2,4,6-Tribromophenol	57	(10 - 118)

NOTE(S):

Results and reporting limits have been adjusted for dry weight.

Conestoga-Rovers & Associates, Inc.

Client Sample ID: S-017324-111808-NH-011

GC Semivolatiles

Lot-Sample #...: A8K190258-011 **Work Order #...:** K29HP1AL **Matrix.....:** SO
Date Sampled...: 11/18/08 16:40 **Date Received..:** 11/19/08
Prep Date.....: 11/24/08 **Analysis Date..:** 11/27/08
Prep Batch #...: 8329039
Dilution Factor: 1
% Moisture.....: 5.4 **Method.....:** SW846 8082

PARAMETER	RESULT	REPORTING LIMIT	UNITS
Aroclor 1016	ND	35	ug/kg
Aroclor 1221	ND	35	ug/kg
Aroclor 1232	ND	35	ug/kg
Aroclor 1242	ND	35	ug/kg
Aroclor 1248	ND	35	ug/kg
Aroclor 1254	ND	35	ug/kg
Aroclor 1260	ND	35	ug/kg

SURROGATE	PERCENT RECOVERY	RECOVERY LIMITS
Tetrachloro-m-xylene	84	(10 - 196)
Decachlorobiphenyl	79	(10 - 199)

NOTE(S):

Results and reporting limits have been adjusted for dry weight.

Conestoga-Rovers & Associates, Inc.

Client Sample ID: S-017324-111808-NH-011

TOTAL Metals

Lot-Sample #...: A8K190258-011 **Matrix.....:** SO
Date Sampled...: 11/18/08 16:40 **Date Received..:** 11/19/08
% Moisture.....: 5.4

PARAMETER	RESULT	REPORTING LIMIT	UNITS	METHOD	PREPARATION-ANALYSIS DATE	WORK ORDER #
Prep Batch #...: 8325024						
Aluminum	**1180**	**21.2**	**mg/kg**	**SW846 6010B**	**11/20/08**	**K29HP1AM**
		Dilution Factor: 1				
Arsenic	**2.4**	**1.1**	**mg/kg**	**SW846 6010B**	**11/20/08**	**K29HP1A4**
		Dilution Factor: 1				
Lead	**3.7**	**0.32**	**mg/kg**	**SW846 6010B**	**11/20/08**	**K29HP1AA**
		Dilution Factor: 1				
Antimony	ND	6.3	mg/kg	SW846 6010B	11/20/08	K29HP1AN
		Dilution Factor: 1				
Selenium	ND	0.53	mg/kg	SW846 6010B	11/20/08	K29HP1AC
		Dilution Factor: 1				
Thallium	ND	1.1	mg/kg	SW846 6010B	11/20/08	K29HP1AD
		Dilution Factor: 1				
Cadmium	ND	0.53	mg/kg	SW846 6010B	11/20/08	K29HP1AP
		Dilution Factor: 1				
Chromium	**2.5**	**1.1**	**mg/kg**	**SW846 6010B**	**11/20/08**	**K29HP1AQ**
		Dilution Factor: 1				
Cobalt	ND	5.3	mg/kg	SW846 6010B	11/20/08	K29HP1AR
		Dilution Factor: 1				
Copper	**3.6**	**2.6**	**mg/kg**	**SW846 6010B**	**11/20/08**	**K29HP1AT**
		Dilution Factor: 1				
Iron	**3790**	**10.6**	**mg/kg**	**SW846 6010B**	**11/20/08**	**K29HP1AU**
		Dilution Factor: 1				
Manganese	**184**	**1.6**	**mg/kg**	**SW846 6010B**	**11/20/08**	**K29HP1AV**
		Dilution Factor: 1				
Nickel	ND	4.2	mg/kg	SW846 6010B	11/20/08	K29HP1AW
		Dilution Factor: 1				
Potassium	ND	529	mg/kg	SW846 6010B	11/20/08	K29HP1AX
		Dilution Factor: 1				

(Continued on next page)

Conestoga-Rovers & Associates, Inc.

Client Sample ID: S-017324-111808-NH-011

TOTAL Metals

Lot-Sample #...: A8K190258-011 **Matrix.....:** SO

PARAMETER	RESULT	REPORTING LIMIT	UNITS	METHOD	PREPARATION-ANALYSIS DATE	WORK ORDER #
Silver	ND	1.1	mg/kg	SW846 6010B	11/20/08	K29HP1A0
		Dilution Factor: 1				
Sodium	ND	529	mg/kg	SW846 6010B	11/20/08	K29HP1A1
		Dilution Factor: 1				
Vanadium	ND	5.3	mg/kg	SW846 6010B	11/20/08	K29HP1A2
		Dilution Factor: 1				
Zinc	**13.4**	**2.1**	**mg/kg**	**SW846 6010B**	**11/20/08**	**K29HP1A3**
		Dilution Factor: 1				
Mercury	ND	0.11	mg/kg	SW846 7471A	11/20-11/21/08	K29HP1AE
		Dilution Factor: 1				

NOTE(S):

Results and reporting limits have been adjusted for dry weight.

Conestoga-Rovers & Associates, Inc.

Client Sample ID: S-017324-111808-NH-011

General Chemistry

Lot-Sample #...: A8K190258-011 **Work Order #...:** K29HP **Matrix.....:** SO
Date Sampled...: 11/18/08 16:40 **Date Received..:** 11/19/08
% Moisture.....: 5.4

PARAMETER	RESULT	RL	UNITS	METHOD	PREPARATION-ANALYSIS DATE	PREP BATCH #
Percent Solids	**94.6**	**10.0**	**%**	**MCAWW 160.3 MOD**	**11/25-11/26/08**	**8330501**

Dilution Factor: 1

Conestoga-Rovers & Associates, Inc.

Client Sample ID: S-017324-112008-NH-032

GC/MS Volatiles

Lot-Sample #...: A8K240181-001 **Work Order #...:** K3KWT1AA **Matrix.....:** SO
Date Sampled...: 11/20/08 12:05 **Date Received..:** 11/21/08
Prep Date.....: 12/01/08 **Analysis Date..:** 12/01/08
Prep Batch #...: 8337312
Dilution Factor: 0.88
% Moisture.....: 23 **Method.....:** SW846 8260B

PARAMETER	RESULT	REPORTING LIMIT	UNITS
Acetone	ND	23	ug/kg
Benzene	ND	5.7	ug/kg
Bromodichloromethane	ND	5.7	ug/kg
Bromoform	ND	5.7	ug/kg
Bromomethane	ND	5.7	ug/kg
2-Butanone	ND	23	ug/kg
Carbon disulfide	ND	5.7	ug/kg
Carbon tetrachloride	ND	5.7	ug/kg
Chlorobenzene	ND	5.7	ug/kg
Dibromochloromethane	ND	5.7	ug/kg
1,2-Dibromo-3-chloro-propane	ND	11	ug/kg
Chloroethane	ND	5.7	ug/kg
Chloroform	ND	5.7	ug/kg
Chloromethane	ND	5.7	ug/kg
Cyclohexane	ND	11	ug/kg
1,2-Dibromoethane	ND	5.7	ug/kg
1,2-Dichlorobenzene	ND	5.7	ug/kg
1,3-Dichlorobenzene	ND	5.7	ug/kg
1,4-Dichlorobenzene	ND	5.7	ug/kg
Dichlorodifluoromethane	ND	5.7	ug/kg
1,1-Dichloroethane	ND	5.7	ug/kg
1,2-Dichloroethane	ND	5.7	ug/kg
1,1-Dichloroethene	ND	5.7	ug/kg
cis-1,2-Dichloroethene	ND	5.7	ug/kg
trans-1,2-Dichloroethene	ND	5.7	ug/kg
1,2-Dichloropropane	ND	5.7	ug/kg
cis-1,3-Dichloropropene	ND	5.7	ug/kg
trans-1,3-Dichloropropene	ND	5.7	ug/kg
Ethylbenzene	ND	5.7	ug/kg
Trichlorofluoromethane	ND	5.7	ug/kg
2-Hexanone	ND	23	ug/kg
Isopropylbenzene	ND	5.7	ug/kg
Methyl acetate	ND	11	ug/kg
Methylcyclohexane	ND	11	ug/kg
Methylene chloride	**24**	**5.7**	**ug/kg**
4-Methyl-2-pentanone	ND	23	ug/kg
Styrene	ND	5.7	ug/kg

(Continued on next page)

Conestoga-Rovers & Associates, Inc.

Client Sample ID: S-017324-112008-NH-032

GC/MS Volatiles

Lot-Sample #...: A8K240181-001 **Work Order #...:** K3KWT1AA **Matrix.....:** SO

PARAMETER	RESULT	REPORTING LIMIT	UNITS
1,1,2,2-Tetrachloroethane	ND	5.7	ug/kg
Tetrachloroethene	ND	5.7	ug/kg
Toluene	ND	5.7	ug/kg
1,2,4-Trichloro-benzene	ND	5.7	ug/kg
1,1,1-Trichloroethane	ND	5.7	ug/kg
1,1,2-Trichloroethane	ND	5.7	ug/kg
Trichloroethene	ND	5.7	ug/kg
1,1,2-Trichloro-1,2,2-trifluoroethane	ND	5.7	ug/kg
Vinyl chloride	ND	5.7	ug/kg
Xylenes (total)	ND	11	ug/kg
Methyl tert-butyl ether	ND	23	ug/kg

SURROGATE	PERCENT RECOVERY	RECOVERY LIMITS
Dibromofluoromethane	106	(59 - 138)
1,2-Dichloroethane-d4	96	(61 - 130)
Toluene-d8	99	(60 - 143)
4-Bromofluorobenzene	88	(47 - 158)

NOTE(S):

Results and reporting limits have been adjusted for dry weight.

Conestoga-Rovers & Associates, Inc.

Client Sample ID: S-017324-112008-NH-032

GC/MS Semivolatiles

Lot-Sample #...: A8K240181-001 **Work Order #...:** K3KWT1AE **Matrix.....:** SO
Date Sampled...: 11/20/08 12:05 **Date Received..:** 11/21/08
Prep Date.....: 11/26/08 **Analysis Date..:** 12/02/08
Prep Batch #...: 8331026
Dilution Factor: 1
% Moisture.....: 23 **Method.....:** SW846 8270C

PARAMETER	RESULT	REPORTING LIMIT	UNITS
Acenaphthene	ND	430	ug/kg
Acenaphthylene	ND	430	ug/kg
Acetophenone	ND	87	ug/kg
Anthracene	ND	430	ug/kg
Atrazine	ND	430	ug/kg
Benzo(a)anthracene	ND	430	ug/kg
Benzo(a)pyrene	ND	430	ug/kg
Benzo(b)fluoranthene	ND	430	ug/kg
Benzo(ghi)perylene	ND	430	ug/kg
Benzo(k)fluoranthene	ND	430	ug/kg
Benzaldehyde	ND	430	ug/kg
1,1'-Biphenyl	ND	430	ug/kg
bis(2-Chloroethoxy) methane	ND	430	ug/kg
bis(2-Chloroethyl)-ether	ND	430	ug/kg
bis(2-Ethylhexyl) phthalate	ND	430	ug/kg
4-Bromophenyl phenyl ether	ND	430	ug/kg
Butyl benzyl phthalate	ND	430	ug/kg
Caprolactam	ND	430	ug/kg
Carbazole	ND	430	ug/kg
4-Chloroaniline	ND	430	ug/kg
4-Chloro-3-methylphenol	ND	430	ug/kg
2-Chloronaphthalene	ND	430	ug/kg
2-Chlorophenol	ND	430	ug/kg
4-Chlorophenyl phenyl ether	ND	430	ug/kg
Chrysene	ND	430	ug/kg
Dibenz(a,h)anthracene	ND	430	ug/kg
Dibenzofuran	ND	430	ug/kg
3,3'-Dichlorobenzidine	ND	2100	ug/kg
2,4-Dichlorophenol	ND	430	ug/kg
Diethyl phthalate	ND	430	ug/kg
2,4-Dimethylphenol	ND	430	ug/kg
Dimethyl phthalate	ND	430	ug/kg
Di-n-butyl phthalate	ND	430	ug/kg

(Continued on next page)

Conestoga-Rovers & Associates, Inc.

Client Sample ID: S-017324-112008-NH-032

GC/MS Semivolatiles

Lot-Sample #...: A8K240181-001 **Work Order #...:** K3KWT1AE **Matrix.....:** SO

PARAMETER	RESULT	REPORTING LIMIT	UNITS
4,6-Dinitro-2-methylphenol	ND	2100	ug/kg
2,4-Dinitrophenol	ND	2100	ug/kg
2,4-Dinitrotoluene	ND	430	ug/kg
2,6-Dinitrotoluene	ND	430	ug/kg
Di-n-octyl phthalate	ND	430	ug/kg
Fluoranthene	**1000**	**430**	**ug/kg**
Fluorene	ND	430	ug/kg
Hexachlorobenzene	ND	430	ug/kg
Hexachlorobutadiene	ND	430	ug/kg
Hexachlorocyclopenta-diene	ND	2100	ug/kg
Hexachloroethane	ND	430	ug/kg
Indeno(1,2,3-cd)pyrene	ND	430	ug/kg
Isophorone	ND	430	ug/kg
2-Methylnaphthalene	ND	430	ug/kg
2-Methylphenol	ND	430	ug/kg
4-Methylphenol	ND	430	ug/kg
Naphthalene	ND	430	ug/kg
2-Nitroaniline	ND	2100	ug/kg
3-Nitroaniline	ND	2100	ug/kg
4-Nitroaniline	ND	2100	ug/kg
Nitrobenzene	ND	430	ug/kg
2-Nitrophenol	ND	430	ug/kg
4-Nitrophenol	ND	2100	ug/kg
N-Nitrosodi-n-propyl-amine	ND	430	ug/kg
N-Nitrosodiphenylamine	ND	430	ug/kg
2,2'-oxybis (1-Chloropropane)	ND	430	ug/kg
Pentachlorophenol	ND	430	ug/kg
Phenanthrene	**620**	**430**	**ug/kg**
Phenol	ND	430	ug/kg
Pyrene	**760**	**430**	**ug/kg**
2,4,5-Trichloro-phenol	ND	430	ug/kg
2,4,6-Trichloro-phenol	ND	430	ug/kg

(Continued on next page)

Conestoga-Rovers & Associates, Inc.

Client Sample ID: S-017324-112008-NH-032

GC/MS Semivolatiles

Lot-Sample #...: A8K240181-001 **Work Order #...:** K3KWT1AE **Matrix.....:** SO

SURROGATE	PERCENT RECOVERY	RECOVERY LIMITS
Nitrobenzene-d5	54	(24 - 112)
2-Fluorobiphenyl	53	(34 - 110)
Terphenyl-d14	77	(41 - 119)
Phenol-d5	63	(28 - 110)
2-Fluorophenol	72	(26 - 110)
2,4,6-Tribromophenol	54	(10 - 118)

NOTE(S):

Results and reporting limits have been adjusted for dry weight.

Conestoga-Rovers & Associates, Inc.

Client Sample ID: S-017324-112008-NH-032

GC Semivolatiles

Lot-Sample #...: A8K240181-001 **Work Order #...:** K3KWT1AF **Matrix.....:** SO
Date Sampled...: 11/20/08 12:05 **Date Received..:** 11/21/08
Prep Date.....: 11/26/08 **Analysis Date..:** 12/02/08
Prep Batch #...: 8331378
Dilution Factor: 1
% Moisture.....: 23 **Method.....:** SW846 8082

PARAMETER	RESULT	REPORTING LIMIT	UNITS
Aroclor 1016	ND	43	ug/kg
Aroclor 1221	ND	43	ug/kg
Aroclor 1232	ND	43	ug/kg
Aroclor 1242	ND	43	ug/kg
Aroclor 1248	ND	43	ug/kg
Aroclor 1254	ND	43	ug/kg
Aroclor 1260	ND	43	ug/kg

SURROGATE	PERCENT RECOVERY	RECOVERY LIMITS
Tetrachloro-m-xylene	85	(10 - 196)
Decachlorobiphenyl	103	(10 - 199)

NOTE(S):

Results and reporting limits have been adjusted for dry weight.

Conestoga-Rovers & Associates, Inc.

Client Sample ID: S-017324-112008-NH-032

TOTAL Metals

Lot-Sample #...: A8K240181-001 **Matrix.....:** SO
Date Sampled...: 11/20/08 12:05 **Date Received..:** 11/21/08
% Moisture.....: 23

PARAMETER	RESULT	REPORTING LIMIT	UNITS	METHOD	PREPARATION-ANALYSIS DATE	WORK ORDER #
Prep Batch #...: 8330017						
Aluminum	**12600**	**26.1**	**mg/kg**	**SW846 6010B**	**11/25-11/26/08**	**K3KWT1AG**
		Dilution Factor: 1				
Arsenic	**22.1**	**1.3**	**mg/kg**	**SW846 6010B**	**11/25-11/26/08**	**K3KWT1AX**
		Dilution Factor: 1				
Lead	**19.2**	**0.39**	**mg/kg**	**SW846 6010B**	**11/25-11/26/08**	**K3KWT1A0**
		Dilution Factor: 1				
Antimony	ND	7.8	mg/kg	SW846 6010B	11/25-11/26/08	K3KWT1AH
		Dilution Factor: 1				
Selenium	ND	0.65	mg/kg	SW846 6010B	11/25-11/26/08	K3KWT1A1
		Dilution Factor: 1				
Thallium	ND	1.3	mg/kg	SW846 6010B	11/25-11/26/08	K3KWT1A2
		Dilution Factor: 1				
Cadmium	ND	0.65	mg/kg	SW846 6010B	11/25-11/26/08	K3KWT1AJ
		Dilution Factor: 1				
Chromium	**26.5**	**1.3**	**mg/kg**	**SW846 6010B**	**11/25-11/26/08**	**K3KWT1AK**
		Dilution Factor: 1				
Cobalt	ND	6.5	mg/kg	SW846 6010B	11/25-11/26/08	K3KWT1AL
		Dilution Factor: 1				
Copper	**34.0**	**3.3**	**mg/kg**	**SW846 6010B**	**11/25-11/26/08**	**K3KWT1AM**
		Dilution Factor: 1				
Iron	**43600**	**13.0**	**mg/kg**	**SW846 6010B**	**11/25-11/26/08**	**K3KWT1AN**
		Dilution Factor: 1				
Manganese	**148**	**2.0**	**mg/kg**	**SW846 6010B**	**11/25-11/26/08**	**K3KWT1AP**
		Dilution Factor: 1				
Nickel	**20.6**	**5.2**	**mg/kg**	**SW846 6010B**	**11/25-11/26/08**	**K3KWT1AQ**
		Dilution Factor: 1				
Potassium	**1430**	**651**	**mg/kg**	**SW846 6010B**	**11/25-11/26/08**	**K3KWT1AR**
		Dilution Factor: 1				

(Continued on next page)

Conestoga-Rovers & Associates, Inc.

Client Sample ID: S-017324-112008-NH-032

TOTAL Metals

Lot-Sample #...: A8K240181-001 **Matrix.....:** SO

PARAMETER	RESULT	REPORTING LIMIT	UNITS	METHOD	PREPARATION-ANALYSIS DATE	WORK ORDER #
Silver	ND	1.3	mg/kg	SW846 6010B	11/25-11/26/08	K3KWT1AT
		Dilution Factor: 1				
Sodium	ND	651	mg/kg	SW846 6010B	11/25-11/26/08	K3KWT1AU
		Dilution Factor: 1				
Vanadium	**68.8**	**6.5**	**mg/kg**	**SW846 6010B**	**11/25-11/26/08**	**K3KWT1AV**
		Dilution Factor: 1				
Zinc	**88.3**	**2.6**	**mg/kg**	**SW846 6010B**	**11/25-11/26/08**	**K3KWT1AW**
		Dilution Factor: 1				
Mercury	ND	0.13	mg/kg	SW846 7471A	11/25/08	K3KWT1A3
		Dilution Factor: 1				

NOTE(S):

Results and reporting limits have been adjusted for dry weight.

Conestoga-Rovers & Associates, Inc.

Client Sample ID: S-017324-112008-NH-032

General Chemistry

Lot-Sample #...: A8K240181-001 **Work Order #...:** K3KWT **Matrix.....:** SO
Date Sampled...: 11/20/08 12:05 **Date Received..:** 11/21/08
% Moisture.....: 23

PARAMETER	RESULT	RL	UNITS	METHOD	PREPARATION-ANALYSIS DATE	PREP BATCH #
Percent Solids	**76.8**	**10.0**	**%**	**MCAWW 160.3 MOD**	**12/01-12/02/08**	**8336478**

Dilution Factor: 1

Conestoga-Rovers & Associates, Inc.

Client Sample ID: S-017324-112008-NH-033

GC/MS Volatiles

Lot-Sample #...: A8K240181-002 **Work Order #...:** K3KWX1AG **Matrix.....:** SO
Date Sampled...: 11/20/08 12:15 **Date Received..:** 11/21/08
Prep Date.....: 12/01/08 **Analysis Date..:** 12/01/08
Prep Batch #...: 8337312
Dilution Factor: 0.78
% Moisture.....: 11 **Method.....:** SW846 8260B

PARAMETER	RESULT	REPORTING LIMIT	UNITS
Acetone	ND	18	ug/kg
Benzene	ND	4.4	ug/kg
Bromodichloromethane	ND	4.4	ug/kg
Bromoform	ND	4.4	ug/kg
Bromomethane	ND	4.4	ug/kg
2-Butanone	ND	18	ug/kg
Carbon disulfide	ND	4.4	ug/kg
Carbon tetrachloride	ND	4.4	ug/kg
Chlorobenzene	ND	4.4	ug/kg
Dibromochloromethane	ND	4.4	ug/kg
1,2-Dibromo-3-chloro-propane	ND	8.8	ug/kg
Chloroethane	ND	4.4	ug/kg
Chloroform	ND	4.4	ug/kg
Chloromethane	ND	4.4	ug/kg
Cyclohexane	ND	8.8	ug/kg
1,2-Dibromoethane	ND	4.4	ug/kg
1,2-Dichlorobenzene	ND	4.4	ug/kg
1,3-Dichlorobenzene	ND	4.4	ug/kg
1,4-Dichlorobenzene	ND	4.4	ug/kg
Dichlorodifluoromethane	ND	4.4	ug/kg
1,1-Dichloroethane	ND	4.4	ug/kg
1,2-Dichloroethane	ND	4.4	ug/kg
1,1-Dichloroethene	ND	4.4	ug/kg
cis-1,2-Dichloroethene	ND	4.4	ug/kg
trans-1,2-Dichloroethene	ND	4.4	ug/kg
1,2-Dichloropropane	ND	4.4	ug/kg
cis-1,3-Dichloropropene	ND	4.4	ug/kg
trans-1,3-Dichloropropene	ND	4.4	ug/kg
Ethylbenzene	ND	4.4	ug/kg
Trichlorofluoromethane	ND	4.4	ug/kg
2-Hexanone	ND	18	ug/kg
Isopropylbenzene	ND	4.4	ug/kg
Methyl acetate	ND	8.8	ug/kg
Methylcyclohexane	ND	8.8	ug/kg
Methylene chloride	**18**	**4.4**	**ug/kg**
4-Methyl-2-pentanone	ND	18	ug/kg
Styrene	ND	4.4	ug/kg

(Continued on next page)

Conestoga-Rovers & Associates, Inc.

Client Sample ID: S-017324-112008-NH-033

GC/MS Volatiles

Lot-Sample #...: A8K240181-002 **Work Order #...:** K3KWX1AG **Matrix.....:** SO

PARAMETER	RESULT	REPORTING LIMIT	UNITS
1,1,2,2-Tetrachloroethane	ND	4.4	ug/kg
Tetrachloroethene	ND	4.4	ug/kg
Toluene	ND	4.4	ug/kg
1,2,4-Trichloro-benzene	ND	4.4	ug/kg
1,1,1-Trichloroethane	ND	4.4	ug/kg
1,1,2-Trichloroethane	ND	4.4	ug/kg
Trichloroethene	ND	4.4	ug/kg
1,1,2-Trichloro-1,2,2-trifluoroethane	ND	4.4	ug/kg
Vinyl chloride	ND	4.4	ug/kg
Xylenes (total)	ND	8.8	ug/kg
Methyl tert-butyl ether	ND	18	ug/kg

SURROGATE	PERCENT RECOVERY	RECOVERY LIMITS
Dibromofluoromethane	101	(59 - 138)
1,2-Dichloroethane-d4	93	(61 - 130)
Toluene-d8	98	(60 - 143)
4-Bromofluorobenzene	87	(47 - 158)

NOTE(S):

Results and reporting limits have been adjusted for dry weight.

Conestoga-Rovers & Associates, Inc.

Client Sample ID: S-017324-112008-NH-033

GC/MS Semivolatiles

Lot-Sample #...: A8K240181-002 **Work Order #...:** K3KWX1AK **Matrix.....:** SO
Date Sampled...: 11/20/08 12:15 **Date Received..:** 11/21/08
Prep Date.....: 11/26/08 **Analysis Date..:** 12/03/08
Prep Batch #...: 8331026
Dilution Factor: 1
% Moisture.....: 11 **Method.....:** SW846 8270C

PARAMETER	RESULT	REPORTING LIMIT	UNITS
Acenaphthene	ND	370	ug/kg
Acenaphthylene	ND	370	ug/kg
Acetophenone	ND	75	ug/kg
Anthracene	ND	370	ug/kg
Atrazine	ND	370	ug/kg
Benzo(a)anthracene	ND	370	ug/kg
Benzo(a)pyrene	ND	370	ug/kg
Benzo(b)fluoranthene	ND	370	ug/kg
Benzo(ghi)perylene	ND	370	ug/kg
Benzo(k)fluoranthene	ND	370	ug/kg
Benzaldehyde	ND	370	ug/kg
1,1'-Biphenyl	ND	370	ug/kg
bis(2-Chloroethoxy) methane	ND	370	ug/kg
bis(2-Chloroethyl)-ether	ND	370	ug/kg
bis(2-Ethylhexyl) phthalate	ND	370	ug/kg
4-Bromophenyl phenyl ether	ND	370	ug/kg
Butyl benzyl phthalate	ND	370	ug/kg
Caprolactam	ND	370	ug/kg
Carbazole	ND	370	ug/kg
4-Chloroaniline	ND	370	ug/kg
4-Chloro-3-methylphenol	ND	370	ug/kg
2-Chloronaphthalene	ND	370	ug/kg
2-Chlorophenol	ND	370	ug/kg
4-Chlorophenyl phenyl ether	ND	370	ug/kg
Chrysene	ND	370	ug/kg
Dibenz(a,h)anthracene	ND	370	ug/kg
Dibenzofuran	ND	370	ug/kg
3,3'-Dichlorobenzidine	ND	1800	ug/kg
2,4-Dichlorophenol	ND	370	ug/kg
Diethyl phthalate	ND	370	ug/kg
2,4-Dimethylphenol	ND	370	ug/kg
Dimethyl phthalate	ND	370	ug/kg
Di-n-butyl phthalate	ND	370	ug/kg

(Continued on next page)

Conestoga-Rovers & Associates, Inc.

Client Sample ID: S-017324-112008-NH-033

GC/MS Semivolatiles

Lot-Sample #...: A8K240181-002 **Work Order #...:** K3KWX1AK **Matrix.....:** SO

PARAMETER	RESULT	REPORTING LIMIT	UNITS
4,6-Dinitro-2-methylphenol	ND	1800	ug/kg
2,4-Dinitrophenol	ND	1800	ug/kg
2,4-Dinitrotoluene	ND	370	ug/kg
2,6-Dinitrotoluene	ND	370	ug/kg
Di-n-octyl phthalate	ND	370	ug/kg
Fluoranthene	ND	370	ug/kg
Fluorene	ND	370	ug/kg
Hexachlorobenzene	ND	370	ug/kg
Hexachlorobutadiene	ND	370	ug/kg
Hexachlorocyclopenta-diene	ND	1800	ug/kg
Hexachloroethane	ND	370	ug/kg
Indeno(1,2,3-cd)pyrene	ND	370	ug/kg
Isophorone	ND	370	ug/kg
2-Methylnaphthalene	ND	370	ug/kg
2-Methylphenol	ND	370	ug/kg
4-Methylphenol	ND	370	ug/kg
Naphthalene	ND	370	ug/kg
2-Nitroaniline	ND	1800	ug/kg
3-Nitroaniline	ND	1800	ug/kg
4-Nitroaniline	ND	1800	ug/kg
Nitrobenzene	ND	370	ug/kg
2-Nitrophenol	ND	370	ug/kg
4-Nitrophenol	ND	1800	ug/kg
N-Nitrosodi-n-propyl-amine	ND	370	ug/kg
N-Nitrosodiphenylamine	ND	370	ug/kg
2,2'-oxybis (1-Chloropropane)	ND	370	ug/kg
Pentachlorophenol	ND	370	ug/kg
Phenanthrene	ND	370	ug/kg
Phenol	ND	370	ug/kg
Pyrene	ND	370	ug/kg
2,4,5-Trichloro-phenol	ND	370	ug/kg
2,4,6-Trichloro-phenol	ND	370	ug/kg

(Continued on next page)

Conestoga-Rovers & Associates, Inc.

Client Sample ID: S-017324-112008-NH-033

GC/MS Semivolatiles

Lot-Sample #...: A8K240181-002 **Work Order #...:** K3KWX1AK **Matrix.....:** SO

SURROGATE	PERCENT RECOVERY	RECOVERY LIMITS
Nitrobenzene-d5	73	(24 - 112)
2-Fluorobiphenyl	68	(34 - 110)
Terphenyl-d14	98	(41 - 119)
Phenol-d5	87	(28 - 110)
2-Fluorophenol	91	(26 - 110)
2,4,6-Tribromophenol	72	(10 - 118)

NOTE(S):

Results and reporting limits have been adjusted for dry weight.

Conestoga-Rovers & Associates, Inc.

Client Sample ID: S-017324-112008-NH-033

GC Semivolatiles

Lot-Sample #...: A8K240181-002 **Work Order #...:** K3KWX1AL **Matrix.....:** SO
Date Sampled...: 11/20/08 12:15 **Date Received..:** 11/21/08
Prep Date.....: 11/26/08 **Analysis Date..:** 12/02/08
Prep Batch #...: 8331378
Dilution Factor: 1
% Moisture.....: 11 **Method.....:** SW846 8082

PARAMETER	RESULT	REPORTING LIMIT	UNITS
Aroclor 1016	ND	37	ug/kg
Aroclor 1221	ND	37	ug/kg
Aroclor 1232	ND	37	ug/kg
Aroclor 1242	ND	37	ug/kg
Aroclor 1248	ND	37	ug/kg
Aroclor 1254	ND	37	ug/kg
Aroclor 1260	ND	37	ug/kg

SURROGATE	PERCENT RECOVERY	RECOVERY LIMITS
Tetrachloro-m-xylene	73	(10 - 196)
Decachlorobiphenyl	89	(10 - 199)

NOTE(S):

Results and reporting limits have been adjusted for dry weight.

Conestoga-Rovers & Associates, Inc.

Client Sample ID: S-017324-112008-NH-033

TOTAL Metals

Lot-Sample #...: A8K240181-002 **Matrix.....:** SO
Date Sampled...: 11/20/08 12:15 **Date Received..:** 11/21/08
% Moisture.....: 11

PARAMETER	RESULT	REPORTING LIMIT	UNITS	METHOD	PREPARATION-ANALYSIS DATE	WORK ORDER #
Prep Batch #...: 8330017						
Aluminum	**2760**	**22.6**	**mg/kg**	**SW846 6010B**	**11/25-11/26/08**	**K3KWX1AM**
		Dilution Factor: 1				
Arsenic	**4.6**	**1.1**	**mg/kg**	**SW846 6010B**	**11/25-11/26/08**	**K3KWX1A4**
		Dilution Factor: 1				
Lead	**6.0**	**0.34**	**mg/kg**	**SW846 6010B**	**11/25-11/26/08**	**K3KWX1AA**
		Dilution Factor: 1				
Antimony	ND	6.8	mg/kg	SW846 6010B	11/25-11/26/08	K3KWX1AN
		Dilution Factor: 1				
Selenium	ND	0.56	mg/kg	SW846 6010B	11/25-11/26/08	K3KWX1AC
		Dilution Factor: 1				
Thallium	ND	1.1	mg/kg	SW846 6010B	11/25-11/26/08	K3KWX1AD
		Dilution Factor: 1				
Cadmium	ND	0.56	mg/kg	SW846 6010B	11/25-11/26/08	K3KWX1AP
		Dilution Factor: 1				
Chromium	**5.9**	**1.1**	**mg/kg**	**SW846 6010B**	**11/25-11/26/08**	**K3KWX1AQ**
		Dilution Factor: 1				
Cobalt	ND	5.6	mg/kg	SW846 6010B	11/25-11/26/08	K3KWX1AR
		Dilution Factor: 1				
Copper	**11.6**	**2.8**	**mg/kg**	**SW846 6010B**	**11/25-11/26/08**	**K3KWX1AT**
		Dilution Factor: 1				
Iron	**9550**	**11.3**	**mg/kg**	**SW846 6010B**	**11/25-11/26/08**	**K3KWX1AU**
		Dilution Factor: 1				
Manganese	**215**	**1.7**	**mg/kg**	**SW846 6010B**	**11/25-11/26/08**	**K3KWX1AV**
		Dilution Factor: 1				
Nickel	**9.7**	**4.5**	**mg/kg**	**SW846 6010B**	**11/25-11/26/08**	**K3KWX1AW**
		Dilution Factor: 1				
Potassium	**593**	**564**	**mg/kg**	**SW846 6010B**	**11/25-11/26/08**	**K3KWX1AX**
		Dilution Factor: 1				

(Continued on next page)

Conestoga-Rovers & Associates, Inc.

Client Sample ID: S-017324-112008-NH-033

TOTAL Metals

Lot-Sample #...: A8K240181-002 **Matrix.....:** SO

PARAMETER	RESULT	REPORTING LIMIT	UNITS	METHOD	PREPARATION-ANALYSIS DATE	WORK ORDER #
Silver	ND	1.1	mg/kg	SW846 6010B	11/25-11/26/08	K3KWX1A0
		Dilution Factor: 1				
Sodium	ND	564	mg/kg	SW846 6010B	11/25-11/26/08	K3KWX1A1
		Dilution Factor: 1				
Vanadium	**8.6**	**5.6**	**mg/kg**	**SW846 6010B**	**11/25-11/26/08**	**K3KWX1A2**
		Dilution Factor: 1				
Zinc	**43.0**	**2.3**	**mg/kg**	**SW846 6010B**	**11/25-11/26/08**	**K3KWX1A3**
		Dilution Factor: 1				
Mercury	ND	0.11	mg/kg	SW846 7471A	11/25/08	K3KWX1AE
		Dilution Factor: 1				

NOTE(S):

Results and reporting limits have been adjusted for dry weight.

Conestoga-Rovers & Associates, Inc.

Client Sample ID: S-017324-112008-NH-033

General Chemistry

Lot-Sample #...: A8K240181-002 **Work Order #...:** K3KWX **Matrix.....:** SO
Date Sampled...: 11/20/08 12:15 **Date Received..:** 11/21/08
% Moisture.....: 11

PARAMETER	RESULT	RL	UNITS	METHOD	PREPARATION-ANALYSIS DATE	PREP BATCH #
Percent Solids	**88.7**	**10.0**	**%**	**MCAWW 160.3 MOD**	**12/01-12/02/08**	**8336478**

Dilution Factor: 1

Conestoga-Rovers & Associates, Inc.

Client Sample ID: S-017324-112008-NH-034

GC/MS Volatiles

Lot-Sample #...: A8K240181-003 **Work Order #...:** K3KW11AG **Matrix.....:** SO
Date Sampled...: 11/20/08 13:00 **Date Received..:** 11/21/08
Prep Date.....: 12/01/08 **Analysis Date..:** 12/01/08
Prep Batch #...: 8337312
Dilution Factor: 0.81
% Moisture.....: 13 **Method.....:** SW846 8260B

PARAMETER	RESULT	REPORTING LIMIT	UNITS
Acetone	ND	19	ug/kg
Benzene	ND	4.6	ug/kg
Bromodichloromethane	ND	4.6	ug/kg
Bromoform	ND	4.6	ug/kg
Bromomethane	ND	4.6	ug/kg
2-Butanone	ND	19	ug/kg
Carbon disulfide	ND	4.6	ug/kg
Carbon tetrachloride	ND	4.6	ug/kg
Chlorobenzene	ND	4.6	ug/kg
Dibromochloromethane	ND	4.6	ug/kg
1,2-Dibromo-3-chloro-propane	ND	9.3	ug/kg
Chloroethane	ND	4.6	ug/kg
Chloroform	ND	4.6	ug/kg
Chloromethane	ND	4.6	ug/kg
Cyclohexane	ND	9.3	ug/kg
1,2-Dibromoethane	ND	4.6	ug/kg
1,2-Dichlorobenzene	ND	4.6	ug/kg
1,3-Dichlorobenzene	ND	4.6	ug/kg
1,4-Dichlorobenzene	ND	4.6	ug/kg
Dichlorodifluoromethane	ND	4.6	ug/kg
1,1-Dichloroethane	ND	4.6	ug/kg
1,2-Dichloroethane	ND	4.6	ug/kg
1,1-Dichloroethene	ND	4.6	ug/kg
cis-1,2-Dichloroethene	ND	4.6	ug/kg
trans-1,2-Dichloroethene	ND	4.6	ug/kg
1,2-Dichloropropane	ND	4.6	ug/kg
cis-1,3-Dichloropropene	ND	4.6	ug/kg
trans-1,3-Dichloropropene	ND	4.6	ug/kg
Ethylbenzene	ND	4.6	ug/kg
Trichlorofluoromethane	ND	4.6	ug/kg
2-Hexanone	ND	19	ug/kg
Isopropylbenzene	ND	4.6	ug/kg
Methyl acetate	ND	9.3	ug/kg
Methylcyclohexane	ND	9.3	ug/kg
Methylene chloride	**14**	**4.6**	**ug/kg**
4-Methyl-2-pentanone	ND	19	ug/kg
Styrene	ND	4.6	ug/kg

(Continued on next page)

Conestoga-Rovers & Associates, Inc.

Client Sample ID: S-017324-112008-NH-034

GC/MS Volatiles

Lot-Sample #...: A8K240181-003 **Work Order #...:** K3KW11AG **Matrix.....:** SO

PARAMETER	RESULT	REPORTING LIMIT	UNITS
1,1,2,2-Tetrachloroethane	ND	4.6	ug/kg
Tetrachloroethene	ND	4.6	ug/kg
Toluene	ND	4.6	ug/kg
1,2,4-Trichloro-benzene	ND	4.6	ug/kg
1,1,1-Trichloroethane	ND	4.6	ug/kg
1,1,2-Trichloroethane	ND	4.6	ug/kg
Trichloroethene	ND	4.6	ug/kg
1,1,2-Trichloro-1,2,2-trifluoroethane	ND	4.6	ug/kg
Vinyl chloride	ND	4.6	ug/kg
Xylenes (total)	ND	9.3	ug/kg
Methyl tert-butyl ether	ND	19	ug/kg

SURROGATE	PERCENT RECOVERY	RECOVERY LIMITS
Dibromofluoromethane	102	(59 - 138)
1,2-Dichloroethane-d4	99	(61 - 130)
Toluene-d8	101	(60 - 143)
4-Bromofluorobenzene	90	(47 - 158)

NOTE(S):

Results and reporting limits have been adjusted for dry weight.

Conestoga-Rovers & Associates, Inc.

Client Sample ID: S-017324-112008-NH-034

GC/MS Semivolatiles

Lot-Sample #...: A8K240181-003 **Work Order #...:** K3KW11AK **Matrix.....:** SO
Date Sampled...: 11/20/08 13:00 **Date Received..:** 11/21/08
Prep Date.....: 11/26/08 **Analysis Date..:** 12/03/08
Prep Batch #...: 8331026
Dilution Factor: 2.5
% Moisture.....: 13 **Method.....:** SW846 8270C

PARAMETER	RESULT	REPORTING LIMIT	UNITS
Acenaphthene	ND	940	ug/kg
Acenaphthylene	ND	940	ug/kg
Acetophenone	ND	190	ug/kg
Anthracene	ND	940	ug/kg
Atrazine	ND	940	ug/kg
Benzo(a)anthracene	**1500**	**940**	**ug/kg**
Benzo(a)pyrene	**1200**	**940**	**ug/kg**
Benzo(b)fluoranthene	**1600**	**940**	**ug/kg**
Benzo(ghi)perylene	ND	940	ug/kg
Benzo(k)fluoranthene	ND	940	ug/kg
Benzaldehyde	ND	940	ug/kg
1,1'-Biphenyl	ND	940	ug/kg
bis(2-Chloroethoxy) methane	ND	940	ug/kg
bis(2-Chloroethyl)-ether	ND	940	ug/kg
bis(2-Ethylhexyl) phthalate	ND	940	ug/kg
4-Bromophenyl phenyl ether	ND	940	ug/kg
Butyl benzyl phthalate	ND	940	ug/kg
Caprolactam	ND	940	ug/kg
Carbazole	ND	940	ug/kg
4-Chloroaniline	ND	940	ug/kg
4-Chloro-3-methylphenol	ND	940	ug/kg
2-Chloronaphthalene	ND	940	ug/kg
2-Chlorophenol	ND	940	ug/kg
4-Chlorophenyl phenyl ether	ND	940	ug/kg
Chrysene	**1500**	**940**	**ug/kg**
Dibenz(a,h)anthracene	ND	940	ug/kg
Dibenzofuran	ND	940	ug/kg
3,3'-Dichlorobenzidine	ND	4600	ug/kg
2,4-Dichlorophenol	ND	940	ug/kg
Diethyl phthalate	ND	940	ug/kg
2,4-Dimethylphenol	ND	940	ug/kg
Dimethyl phthalate	ND	940	ug/kg
Di-n-butyl phthalate	ND	940	ug/kg

(Continued on next page)

Conestoga-Rovers & Associates, Inc.

Client Sample ID: S-017324-112008-NH-034

GC/MS Semivolatiles

Lot-Sample #...: A8K240181-003 **Work Order #...:** K3KW11AK **Matrix.....:** SO

PARAMETER	RESULT	REPORTING LIMIT	UNITS
4,6-Dinitro-2-methylphenol	ND	4600	ug/kg
2,4-Dinitrophenol	ND	4600	ug/kg
2,4-Dinitrotoluene	ND	940	ug/kg
2,6-Dinitrotoluene	ND	940	ug/kg
Di-n-octyl phthalate	ND	940	ug/kg
Fluoranthene	**4200**	**940**	**ug/kg**
Fluorene	ND	940	ug/kg
Hexachlorobenzene	ND	940	ug/kg
Hexachlorobutadiene	ND	940	ug/kg
Hexachlorocyclopenta-diene	ND	4600	ug/kg
Hexachloroethane	ND	940	ug/kg
Indeno(1,2,3-cd)pyrene	ND	940	ug/kg
Isophorone	ND	940	ug/kg
2-Methylnaphthalene	ND	940	ug/kg
2-Methylphenol	ND	940	ug/kg
4-Methylphenol	ND	940	ug/kg
Naphthalene	ND	940	ug/kg
2-Nitroaniline	ND	4600	ug/kg
3-Nitroaniline	ND	4600	ug/kg
4-Nitroaniline	ND	4600	ug/kg
Nitrobenzene	ND	940	ug/kg
2-Nitrophenol	ND	940	ug/kg
4-Nitrophenol	ND	4600	ug/kg
N-Nitrosodi-n-propyl-amine	ND	940	ug/kg
N-Nitrosodiphenylamine	ND	940	ug/kg
2,2'-oxybis (1-Chloropropane)	ND	940	ug/kg
Pentachlorophenol	ND	940	ug/kg
Phenanthrene	**2300**	**940**	**ug/kg**
Phenol	ND	940	ug/kg
Pyrene	**3300**	**940**	**ug/kg**
2,4,5-Trichloro-phenol	ND	940	ug/kg
2,4,6-Trichloro-phenol	ND	940	ug/kg

(Continued on next page)

Conestoga-Rovers & Associates, Inc.

Client Sample ID: S-017324-112008-NH-034

GC/MS Semivolatiles

Lot-Sample #...: A8K240181-003 **Work Order #...:** K3KW11AK **Matrix.....:** SO

SURROGATE	PERCENT RECOVERY	RECOVERY LIMITS
Nitrobenzene-d5	60 DIL	(24 - 112)
2-Fluorobiphenyl	63 DIL	(34 - 110)
Terphenyl-d14	86 DIL	(41 - 119)
Phenol-d5	72 DIL	(28 - 110)
2-Fluorophenol	71 DIL	(26 - 110)
2,4,6-Tribromophenol	67 DIL	(10 - 118)

NOTE(S):

DIL The concentration is estimated or not reported due to dilution or the presence of interfering analytes.

Results and reporting limits have been adjusted for dry weight.

Conestoga-Rovers & Associates, Inc.

Client Sample ID: S-017324-112008-NH-034

GC Semivolatiles

Lot-Sample #...: A8K240181-003 **Work Order #...:** K3KW11AL **Matrix.....:** SO
Date Sampled...: 11/20/08 13:00 **Date Received..:** 11/21/08
Prep Date.....: 11/26/08 **Analysis Date..:** 12/02/08
Prep Batch #...: 8331378
Dilution Factor: 1
% Moisture.....: 13 **Method.....:** SW846 8082

PARAMETER	RESULT	REPORTING LIMIT	UNITS
Aroclor 1016	ND	38	ug/kg
Aroclor 1221	ND	38	ug/kg
Aroclor 1232	ND	38	ug/kg
Aroclor 1242	ND	38	ug/kg
Aroclor 1248	ND	38	ug/kg
Aroclor 1254	ND	38	ug/kg
Aroclor 1260	ND	38	ug/kg

SURROGATE	PERCENT RECOVERY	RECOVERY LIMITS
Tetrachloro-m-xylene	67	(10 - 196)
Decachlorobiphenyl	162	(10 - 199)

NOTE(S):

Results and reporting limits have been adjusted for dry weight.

Conestoga-Rovers & Associates, Inc.

Client Sample ID: S-017324-112008-NH-034

TOTAL Metals

Lot-Sample #...: A8K240181-003 **Matrix.....:** SO
Date Sampled...: 11/20/08 13:00 **Date Received..:** 11/21/08
% Moisture.....: 13

PARAMETER	RESULT	REPORTING LIMIT	UNITS	METHOD	PREPARATION-ANALYSIS DATE	WORK ORDER #
Prep Batch #...: 8330017						
Aluminum	**2650**	**22.9**	**mg/kg**	**SW846 6010B**	**11/25-11/26/08**	**K3KW11AM**
		Dilution Factor: 1				
Arsenic	**3.8**	**1.1**	**mg/kg**	**SW846 6010B**	**11/25-11/26/08**	**K3KW11A4**
		Dilution Factor: 1				
Lead	**7.1**	**0.34**	**mg/kg**	**SW846 6010B**	**11/25-11/26/08**	**K3KW11AA**
		Dilution Factor: 1				
Antimony	ND	6.9	mg/kg	SW846 6010B	11/25-11/26/08	K3KW11AN
		Dilution Factor: 1				
Selenium	ND	0.57	mg/kg	SW846 6010B	11/25-11/26/08	K3KW11AC
		Dilution Factor: 1				
Thallium	ND	1.1	mg/kg	SW846 6010B	11/25-11/26/08	K3KW11AD
		Dilution Factor: 1				
Cadmium	ND	0.57	mg/kg	SW846 6010B	11/25-11/26/08	K3KW11AP
		Dilution Factor: 1				
Chromium	**5.6**	**1.1**	**mg/kg**	**SW846 6010B**	**11/25-11/26/08**	**K3KW11AQ**
		Dilution Factor: 1				
Cobalt	ND	5.7	mg/kg	SW846 6010B	11/25-11/26/08	K3KW11AR
		Dilution Factor: 1				
Copper	**7.6**	**2.9**	**mg/kg**	**SW846 6010B**	**11/25-11/26/08**	**K3KW11AT**
		Dilution Factor: 1				
Iron	**6990**	**11.4**	**mg/kg**	**SW846 6010B**	**11/25-11/26/08**	**K3KW11AU**
		Dilution Factor: 1				
Manganese	**182**	**1.7**	**mg/kg**	**SW846 6010B**	**11/25-11/26/08**	**K3KW11AV**
		Dilution Factor: 1				
Nickel	**6.8**	**4.6**	**mg/kg**	**SW846 6010B**	**11/25-11/26/08**	**K3KW11AW**
		Dilution Factor: 1				
Potassium	ND	572	mg/kg	SW846 6010B	11/25-11/26/08	K3KW11AX
		Dilution Factor: 1				

(Continued on next page)

Conestoga-Rovers & Associates, Inc.

Client Sample ID: S-017324-112008-NH-034

TOTAL Metals

Lot-Sample #...: A8K240181-003 **Matrix.....:** SO

PARAMETER	RESULT	REPORTING LIMIT	UNITS	METHOD	PREPARATION-ANALYSIS DATE	WORK ORDER #
Silver	ND	1.1	mg/kg	SW846 6010B	11/25-11/26/08	K3KW11A0
		Dilution Factor: 1				
Sodium	ND	572	mg/kg	SW846 6010B	11/25-11/26/08	K3KW11A1
		Dilution Factor: 1				
Vanadium	**8.6**	**5.7**	**mg/kg**	**SW846 6010B**	**11/25-11/26/08**	**K3KW11A2**
		Dilution Factor: 1				
Zinc	**26.7**	**2.3**	**mg/kg**	**SW846 6010B**	**11/25-11/26/08**	**K3KW11A3**
		Dilution Factor: 1				
Mercury	ND	0.11	mg/kg	SW846 7471A	11/25/08	K3KW11AE
		Dilution Factor: 1				

NOTE(S):

Results and reporting limits have been adjusted for dry weight.

Conestoga-Rovers & Associates, Inc.

Client Sample ID: S-017324-112008-NH-034

General Chemistry

Lot-Sample #...: A8K240181-003 **Work Order #...:** K3KW1 **Matrix.....:** SO
Date Sampled...: 11/20/08 13:00 **Date Received..:** 11/21/08
% Moisture.....: 13

PARAMETER	RESULT	RL	UNITS	METHOD	PREPARATION-ANALYSIS DATE	PREP BATCH #
Percent Solids	**87.4**	**10.0**	**%**	**MCAWW 160.3 MOD**	**12/01-12/02/08**	**8336478**

Dilution Factor: 1

Conestoga-Rovers & Associates, Inc.

Client Sample ID: S-017324-112008-NH-035

GC/MS Volatiles

Lot-Sample #...: A8K240181-004 **Work Order #...:** K3KW21AG **Matrix.....:** SO
Date Sampled...: 11/20/08 13:40 **Date Received..:** 11/21/08
Prep Date.....: 11/21/08 **Analysis Date..:** 12/03/08
Prep Batch #...: 8330298
Dilution Factor: 0.93
% Moisture.....: 9.6 **Method.....:** SW846 8260B

PARAMETER	RESULT	REPORTING LIMIT	UNITS
Acetone	ND	1000	ug/kg
Benzene	ND	260	ug/kg
Bromodichloromethane	ND	260	ug/kg
Bromoform	ND	260	ug/kg
Bromomethane	ND	260	ug/kg
2-Butanone	ND	1000	ug/kg
Carbon disulfide	ND	260	ug/kg
Carbon tetrachloride	ND	260	ug/kg
Chlorobenzene	ND	260	ug/kg
Dibromochloromethane	ND	260	ug/kg
1,2-Dibromo-3-chloro-propane	ND	510	ug/kg
Chloroethane	ND	260	ug/kg
Chloroform	ND	260	ug/kg
Chloromethane	ND	260	ug/kg
Cyclohexane	ND	510	ug/kg
1,2-Dibromoethane	ND	260	ug/kg
1,2-Dichlorobenzene	ND	260	ug/kg
1,3-Dichlorobenzene	ND	260	ug/kg
1,4-Dichlorobenzene	ND	260	ug/kg
Dichlorodifluoromethane	ND	260	ug/kg
1,1-Dichloroethane	ND	260	ug/kg
1,2-Dichloroethane	ND	260	ug/kg
1,1-Dichloroethene	ND	260	ug/kg
cis-1,2-Dichloroethene	ND	260	ug/kg
trans-1,2-Dichloroethene	ND	260	ug/kg
1,2-Dichloropropane	ND	260	ug/kg
cis-1,3-Dichloropropene	ND	260	ug/kg
trans-1,3-Dichloropropene	ND	260	ug/kg
Ethylbenzene	ND	260	ug/kg
Trichlorofluoromethane	ND	260	ug/kg
2-Hexanone	ND	1000	ug/kg
Isopropylbenzene	ND	260	ug/kg
Methyl acetate	ND	510	ug/kg
Methylcyclohexane	ND	510	ug/kg
Methylene chloride	ND	260	ug/kg
4-Methyl-2-pentanone	ND	1000	ug/kg
Styrene	ND	260	ug/kg

(Continued on next page)

Conestoga-Rovers & Associates, Inc.

Client Sample ID: S-017324-112008-NH-035

GC/MS Volatiles

Lot-Sample #...: A8K240181-004 **Work Order #...:** K3KW21AG **Matrix.....:** SO

PARAMETER	RESULT	REPORTING LIMIT	UNITS
1,1,2,2-Tetrachloroethane	ND	260	ug/kg
Tetrachloroethene	ND	260	ug/kg
Toluene	ND	260	ug/kg
1,2,4-Trichloro-benzene	ND	260	ug/kg
1,1,1-Trichloroethane	ND	260	ug/kg
1,1,2-Trichloroethane	ND	260	ug/kg
Trichloroethene	ND	260	ug/kg
1,1,2-Trichloro-1,2,2-trifluoroethane	ND	260	ug/kg
Vinyl chloride	ND	260	ug/kg
Xylenes (total)	ND	510	ug/kg
Methyl tert-butyl ether	ND	1000	ug/kg

SURROGATE	PERCENT RECOVERY	RECOVERY LIMITS
Dibromofluoromethane	88	(59 - 138)
1,2-Dichloroethane-d4	100	(61 - 130)
Toluene-d8	72	(60 - 143)
4-Bromofluorobenzene	90	(47 - 158)

NOTE(S):

Results and reporting limits have been adjusted for dry weight.

Conestoga-Rovers & Associates, Inc.

Client Sample ID: S-017324-112008-NH-035

GC/MS Semivolatiles

Lot-Sample #...: A8K240181-004 **Work Order #...:** K3KW21AK **Matrix.....:** SO
Date Sampled...: 11/20/08 13:40 **Date Received..:** 11/21/08
Prep Date.....: 11/26/08 **Analysis Date..:** 12/03/08
Prep Batch #...: 8331026
Dilution Factor: 1
% Moisture.....: 9.6 **Method.....:** SW846 8270C

PARAMETER	RESULT	REPORTING LIMIT	UNITS
Acenaphthene	ND	360	ug/kg
Acenaphthylene	ND	360	ug/kg
Acetophenone	ND	74	ug/kg
Anthracene	ND	360	ug/kg
Atrazine	ND	360	ug/kg
Benzo(a)anthracene	ND	360	ug/kg
Benzo(a)pyrene	ND	360	ug/kg
Benzo(b)fluoranthene	ND	360	ug/kg
Benzo(ghi)perylene	ND	360	ug/kg
Benzo(k)fluoranthene	ND	360	ug/kg
Benzaldehyde	ND	360	ug/kg
1,1'-Biphenyl	ND	360	ug/kg
bis(2-Chloroethoxy) methane	ND	360	ug/kg
bis(2-Chloroethyl)-ether	ND	360	ug/kg
bis(2-Ethylhexyl) phthalate	ND	360	ug/kg
4-Bromophenyl phenyl ether	ND	360	ug/kg
Butyl benzyl phthalate	ND	360	ug/kg
Caprolactam	ND	360	ug/kg
Carbazole	ND	360	ug/kg
4-Chloroaniline	ND	360	ug/kg
4-Chloro-3-methylphenol	ND	360	ug/kg
2-Chloronaphthalene	ND	360	ug/kg
2-Chlorophenol	ND	360	ug/kg
4-Chlorophenyl phenyl ether	ND	360	ug/kg
Chrysene	ND	360	ug/kg
Dibenz(a,h)anthracene	ND	360	ug/kg
Dibenzofuran	ND	360	ug/kg
3,3'-Dichlorobenzidine	ND	1800	ug/kg
2,4-Dichlorophenol	ND	360	ug/kg
Diethyl phthalate	ND	360	ug/kg
2,4-Dimethylphenol	ND	360	ug/kg
Dimethyl phthalate	ND	360	ug/kg
Di-n-butyl phthalate	ND	360	ug/kg

(Continued on next page)

Conestoga-Rovers & Associates, Inc.

Client Sample ID: S-017324-112008-NH-035

GC/MS Semivolatiles

Lot-Sample #...: A8K240181-004 **Work Order #...:** K3KW21AK **Matrix.....:** SO

PARAMETER	RESULT	REPORTING LIMIT	UNITS
4,6-Dinitro-2-methylphenol	ND	1800	ug/kg
2,4-Dinitrophenol	ND	1800	ug/kg
2,4-Dinitrotoluene	ND	360	ug/kg
2,6-Dinitrotoluene	ND	360	ug/kg
Di-n-octyl phthalate	ND	360	ug/kg
Fluoranthene	ND	360	ug/kg
Fluorene	ND	360	ug/kg
Hexachlorobenzene	ND	360	ug/kg
Hexachlorobutadiene	ND	360	ug/kg
Hexachlorocyclopenta-diene	ND	1800	ug/kg
Hexachloroethane	ND	360	ug/kg
Indeno(1,2,3-cd)pyrene	ND	360	ug/kg
Isophorone	ND	360	ug/kg
2-Methylnaphthalene	ND	360	ug/kg
2-Methylphenol	ND	360	ug/kg
4-Methylphenol	ND	360	ug/kg
Naphthalene	ND	360	ug/kg
2-Nitroaniline	ND	1800	ug/kg
3-Nitroaniline	ND	1800	ug/kg
4-Nitroaniline	ND	1800	ug/kg
Nitrobenzene	ND	360	ug/kg
2-Nitrophenol	ND	360	ug/kg
4-Nitrophenol	ND	1800	ug/kg
N-Nitrosodi-n-propyl-amine	ND	360	ug/kg
N-Nitrosodiphenylamine	ND	360	ug/kg
2,2'-oxybis (1-Chloropropane)	ND	360	ug/kg
Pentachlorophenol	ND	360	ug/kg
Phenanthrene	ND	360	ug/kg
Phenol	ND	360	ug/kg
Pyrene	ND	360	ug/kg
2,4,5-Trichloro-phenol	ND	360	ug/kg
2,4,6-Trichloro-phenol	ND	360	ug/kg

(Continued on next page)

Conestoga-Rovers & Associates, Inc.

Client Sample ID: S-017324-112008-NH-035

GC/MS Semivolatiles

Lot-Sample #...: A8K240181-004 **Work Order #...:** K3KW21AK **Matrix.....:** SO

SURROGATE	PERCENT RECOVERY	RECOVERY LIMITS
Nitrobenzene-d5	64	(24 - 112)
2-Fluorobiphenyl	63	(34 - 110)
Terphenyl-d14	93	(41 - 119)
Phenol-d5	72	(28 - 110)
2-Fluorophenol	76	(26 - 110)
2,4,6-Tribromophenol	64	(10 - 118)

NOTE(S):

Results and reporting limits have been adjusted for dry weight.

Conestoga-Rovers & Associates, Inc.

Client Sample ID: S-017324-112008-NH-035

GC Semivolatiles

Lot-Sample #...: A8K240181-004 **Work Order #...:** K3KW21AL **Matrix.....:** SO
Date Sampled...: 11/20/08 13:40 **Date Received..:** 11/21/08
Prep Date.....: 11/26/08 **Analysis Date..:** 12/02/08
Prep Batch #...: 8331378
Dilution Factor: 1
% Moisture.....: 9.6 **Method.....:** SW846 8082

PARAMETER	RESULT	REPORTING LIMIT	UNITS
Aroclor 1016	ND	36	ug/kg
Aroclor 1221	ND	36	ug/kg
Aroclor 1232	ND	36	ug/kg
Aroclor 1242	ND	36	ug/kg
Aroclor 1248	ND	36	ug/kg
Aroclor 1254	ND	36	ug/kg
Aroclor 1260	ND	36	ug/kg

SURROGATE	PERCENT RECOVERY	RECOVERY LIMITS
Tetrachloro-m-xylene	98	(10 - 196)
Decachlorobiphenyl	104	(10 - 199)

NOTE(S):

Results and reporting limits have been adjusted for dry weight.

Conestoga-Rovers & Associates, Inc.

Client Sample ID: S-017324-112008-NH-035

TOTAL Metals

Lot-Sample #...: A8K240181-004 **Matrix.....:** SO
Date Sampled...: 11/20/08 13:40 **Date Received..:** 11/21/08
% Moisture.....: 9.6

PARAMETER	RESULT	REPORTING LIMIT	UNITS	METHOD	PREPARATION-ANALYSIS DATE	WORK ORDER #
Prep Batch #...: 8330017						
Aluminum	**1740**	**22.1**	**mg/kg**	**SW846 6010B**	**11/25-11/26/08**	**K3KW21AM**
		Dilution Factor: 1				
Arsenic	**3.4**	**1.1**	**mg/kg**	**SW846 6010B**	**11/25-11/26/08**	**K3KW21A4**
		Dilution Factor: 1				
Lead	**4.0**	**0.33**	**mg/kg**	**SW846 6010B**	**11/25-11/26/08**	**K3KW21AA**
		Dilution Factor: 1				
Antimony	ND	6.6	mg/kg	SW846 6010B	11/25-11/26/08	K3KW21AN
		Dilution Factor: 1				
Selenium	ND	0.55	mg/kg	SW846 6010B	11/25-11/26/08	K3KW21AC
		Dilution Factor: 1				
Thallium	ND	1.1	mg/kg	SW846 6010B	11/25-11/26/08	K3KW21AD
		Dilution Factor: 1				
Cadmium	ND	0.55	mg/kg	SW846 6010B	11/25-11/26/08	K3KW21AP
		Dilution Factor: 1				
Chromium	**4.3**	**1.1**	**mg/kg**	**SW846 6010B**	**11/25-11/26/08**	**K3KW21AQ**
		Dilution Factor: 1				
Cobalt	ND	5.5	mg/kg	SW846 6010B	11/25-11/26/08	K3KW21AR
		Dilution Factor: 1				
Copper	**7.8**	**2.8**	**mg/kg**	**SW846 6010B**	**11/25-11/26/08**	**K3KW21AT**
		Dilution Factor: 1				
Iron	**6420**	**11.1**	**mg/kg**	**SW846 6010B**	**11/25-11/26/08**	**K3KW21AU**
		Dilution Factor: 1				
Manganese	**104**	**1.7**	**mg/kg**	**SW846 6010B**	**11/25-11/26/08**	**K3KW21AV**
		Dilution Factor: 1				
Nickel	**7.1**	**4.4**	**mg/kg**	**SW846 6010B**	**11/25-11/26/08**	**K3KW21AW**
		Dilution Factor: 1				
Potassium	ND	553	mg/kg	SW846 6010B	11/25-11/26/08	K3KW21AX
		Dilution Factor: 1				

(Continued on next page)

Conestoga-Rovers & Associates, Inc.

Client Sample ID: S-017324-112008-NH-035

TOTAL Metals

Lot-Sample #...: A8K240181-004 **Matrix.....:** SO

PARAMETER	RESULT	REPORTING LIMIT	UNITS	METHOD	PREPARATION-ANALYSIS DATE	WORK ORDER #
Silver	ND	1.1	mg/kg	SW846 6010B	11/25-11/26/08	K3KW21A0
		Dilution Factor: 1				
Sodium	ND	553	mg/kg	SW846 6010B	11/25-11/26/08	K3KW21A1
		Dilution Factor: 1				
Vanadium	**6.4**	**5.5**	**mg/kg**	**SW846 6010B**	**11/25-11/26/08**	**K3KW21A2**
		Dilution Factor: 1				
Zinc	**23.1**	**2.2**	**mg/kg**	**SW846 6010B**	**11/25-11/26/08**	**K3KW21A3**
		Dilution Factor: 1				
Mercury	ND	0.11	mg/kg	SW846 7471A	11/25/08	K3KW21AE
		Dilution Factor: 1				

NOTE(S):

Results and reporting limits have been adjusted for dry weight.

Conestoga-Rovers & Associates, Inc.

Client Sample ID: S-017324-112008-NH-035

General Chemistry

Lot-Sample #...: A8K240181-004 **Work Order #...:** K3KW2 **Matrix.....:** SO
Date Sampled...: 11/20/08 13:40 **Date Received..:** 11/21/08
% Moisture.....: 9.6

PARAMETER	RESULT	RL	UNITS	METHOD	PREPARATION-ANALYSIS DATE	PREP BATCH #
Percent Solids	**90.4**	**10.0**	**%**	**MCAWW 160.3 MOD**	**12/01-12/02/08**	**8336478**

Dilution Factor: 1

Conestoga-Rovers & Associates, Inc.

Client Sample ID: S-017324-112008-NH-036

GC/MS Volatiles

Lot-Sample #...: A8K240181-005 **Work Order #...:** K3KW31AG **Matrix.....:** SO
Date Sampled...: 11/20/08 13:55 **Date Received..:** 11/21/08
Prep Date.....: 12/02/08 **Analysis Date..:** 12/02/08
Prep Batch #...: 8338462
Dilution Factor: 0.74
% Moisture.....: 8.6 **Method.....:** SW846 8260B

PARAMETER	RESULT	REPORTING LIMIT	UNITS
Acetone	ND	16	ug/kg
Benzene	ND	4.0	ug/kg
Bromodichloromethane	ND	4.0	ug/kg
Bromoform	ND	4.0	ug/kg
Bromomethane	ND	4.0	ug/kg
2-Butanone	ND	16	ug/kg
Carbon disulfide	ND	4.0	ug/kg
Carbon tetrachloride	ND	4.0	ug/kg
Chlorobenzene	ND	4.0	ug/kg
Dibromochloromethane	ND	4.0	ug/kg
1,2-Dibromo-3-chloro-propane	ND	8.1	ug/kg
Chloroethane	ND	4.0	ug/kg
Chloroform	ND	4.0	ug/kg
Chloromethane	ND	4.0	ug/kg
Cyclohexane	ND	8.1	ug/kg
1,2-Dibromoethane	ND	4.0	ug/kg
1,2-Dichlorobenzene	ND	4.0	ug/kg
1,3-Dichlorobenzene	ND	4.0	ug/kg
1,4-Dichlorobenzene	ND	4.0	ug/kg
Dichlorodifluoromethane	ND	4.0	ug/kg
1,1-Dichloroethane	ND	4.0	ug/kg
1,2-Dichloroethane	ND	4.0	ug/kg
1,1-Dichloroethene	ND	4.0	ug/kg
cis-1,2-Dichloroethene	ND	4.0	ug/kg
trans-1,2-Dichloroethene	ND	4.0	ug/kg
1,2-Dichloropropane	ND	4.0	ug/kg
cis-1,3-Dichloropropene	ND	4.0	ug/kg
trans-1,3-Dichloropropene	ND	4.0	ug/kg
Ethylbenzene	ND	4.0	ug/kg
Trichlorofluoromethane	ND	4.0	ug/kg
2-Hexanone	ND	16	ug/kg
Isopropylbenzene	ND	4.0	ug/kg
Methyl acetate	ND	8.1	ug/kg
Methylcyclohexane	ND	8.1	ug/kg
Methylene chloride	**14**	**4.0**	**ug/kg**
4-Methyl-2-pentanone	ND	16	ug/kg
Styrene	ND	4.0	ug/kg

(Continued on next page)

Conestoga-Rovers & Associates, Inc.

Client Sample ID: S-017324-112008-NH-036

GC/MS Volatiles

Lot-Sample #...: A8K240181-005 **Work Order #...:** K3KW31AG **Matrix.....:** SO

PARAMETER	RESULT	REPORTING LIMIT	UNITS
1,1,2,2-Tetrachloroethane	ND	4.0	ug/kg
Tetrachloroethene	ND	4.0	ug/kg
Toluene	ND	4.0	ug/kg
1,2,4-Trichloro-benzene	ND	4.0	ug/kg
1,1,1-Trichloroethane	ND	4.0	ug/kg
1,1,2-Trichloroethane	ND	4.0	ug/kg
Trichloroethene	ND	4.0	ug/kg
1,1,2-Trichloro-1,2,2-trifluoroethane	ND	4.0	ug/kg
Vinyl chloride	ND	4.0	ug/kg
Xylenes (total)	ND	8.1	ug/kg
Methyl tert-butyl ether	ND	16	ug/kg

SURROGATE	PERCENT RECOVERY	RECOVERY LIMITS
Dibromofluoromethane	88	(59 - 138)
1,2-Dichloroethane-d4	101	(61 - 130)
Toluene-d8	78	(60 - 143)
4-Bromofluorobenzene	100	(47 - 158)

NOTE(S):

Results and reporting limits have been adjusted for dry weight.

Conestoga-Rovers & Associates, Inc.

Client Sample ID: S-017324-112008-NH-036

GC/MS Semivolatiles

Lot-Sample #...: A8K240181-005 **Work Order #...:** K3KW31AK **Matrix.....:** SO
Date Sampled...: 11/20/08 13:55 **Date Received..:** 11/21/08
Prep Date.....: 11/26/08 **Analysis Date..:** 12/02/08
Prep Batch #...: 8331026
Dilution Factor: 1
% Moisture.....: 8.6 **Method.....:** SW846 8270C

PARAMETER	RESULT	REPORTING LIMIT	UNITS
Acenaphthene	ND	360	ug/kg
Acenaphthylene	ND	360	ug/kg
Acetophenone	ND	73	ug/kg
Anthracene	ND	360	ug/kg
Atrazine	ND	360	ug/kg
Benzo(a)anthracene	ND	360	ug/kg
Benzo(a)pyrene	ND	360	ug/kg
Benzo(b)fluoranthene	ND	360	ug/kg
Benzo(ghi)perylene	ND	360	ug/kg
Benzo(k)fluoranthene	ND	360	ug/kg
Benzaldehyde	ND	360	ug/kg
1,1'-Biphenyl	ND	360	ug/kg
bis(2-Chloroethoxy) methane	ND	360	ug/kg
bis(2-Chloroethyl)-ether	ND	360	ug/kg
bis(2-Ethylhexyl) phthalate	ND	360	ug/kg
4-Bromophenyl phenyl ether	ND	360	ug/kg
Butyl benzyl phthalate	ND	360	ug/kg
Caprolactam	ND	360	ug/kg
Carbazole	ND	360	ug/kg
4-Chloroaniline	ND	360	ug/kg
4-Chloro-3-methylphenol	ND	360	ug/kg
2-Chloronaphthalene	ND	360	ug/kg
2-Chlorophenol	ND	360	ug/kg
4-Chlorophenyl phenyl ether	ND	360	ug/kg
Chrysene	ND	360	ug/kg
Dibenz(a,h)anthracene	ND	360	ug/kg
Dibenzofuran	ND	360	ug/kg
3,3'-Dichlorobenzidine	ND	1800	ug/kg
2,4-Dichlorophenol	ND	360	ug/kg
Diethyl phthalate	ND	360	ug/kg
2,4-Dimethylphenol	ND	360	ug/kg
Dimethyl phthalate	ND	360	ug/kg
Di-n-butyl phthalate	ND	360	ug/kg

(Continued on next page)

Conestoga-Rovers & Associates, Inc.

Client Sample ID: S-017324-112008-NH-036

GC/MS Semivolatiles

Lot-Sample #...: A8K240181-005 **Work Order #...:** K3KW31AK **Matrix.....:** SO

PARAMETER	RESULT	REPORTING LIMIT	UNITS
4,6-Dinitro-2-methylphenol	ND	1800	ug/kg
2,4-Dinitrophenol	ND	1800	ug/kg
2,4-Dinitrotoluene	ND	360	ug/kg
2,6-Dinitrotoluene	ND	360	ug/kg
Di-n-octyl phthalate	ND	360	ug/kg
Fluoranthene	ND	360	ug/kg
Fluorene	ND	360	ug/kg
Hexachlorobenzene	ND	360	ug/kg
Hexachlorobutadiene	ND	360	ug/kg
Hexachlorocyclopenta-diene	ND	1800	ug/kg
Hexachloroethane	ND	360	ug/kg
Indeno(1,2,3-cd)pyrene	ND	360	ug/kg
Isophorone	ND	360	ug/kg
2-Methylnaphthalene	ND	360	ug/kg
2-Methylphenol	ND	360	ug/kg
4-Methylphenol	ND	360	ug/kg
Naphthalene	ND	360	ug/kg
2-Nitroaniline	ND	1800	ug/kg
3-Nitroaniline	ND	1800	ug/kg
4-Nitroaniline	ND	1800	ug/kg
Nitrobenzene	ND	360	ug/kg
2-Nitrophenol	ND	360	ug/kg
4-Nitrophenol	ND	1800	ug/kg
N-Nitrosodi-n-propyl-amine	ND	360	ug/kg
N-Nitrosodiphenylamine	ND	360	ug/kg
2,2'-oxybis (1-Chloropropane)	ND	360	ug/kg
Pentachlorophenol	ND	360	ug/kg
Phenanthrene	ND	360	ug/kg
Phenol	ND	360	ug/kg
Pyrene	ND	360	ug/kg
2,4,5-Trichloro-phenol	ND	360	ug/kg
2,4,6-Trichloro-phenol	ND	360	ug/kg

(Continued on next page)

Conestoga-Rovers & Associates, Inc.

Client Sample ID: S-017324-112008-NH-036

GC/MS Semivolatiles

Lot-Sample #...: A8K240181-005 **Work Order #...:** K3KW31AK **Matrix.....:** SO

SURROGATE	PERCENT RECOVERY	RECOVERY LIMITS
Nitrobenzene-d5	67	(24 - 112)
2-Fluorobiphenyl	64	(34 - 110)
Terphenyl-d14	85	(41 - 119)
Phenol-d5	71	(28 - 110)
2-Fluorophenol	82	(26 - 110)
2,4,6-Tribromophenol	58	(10 - 118)

NOTE(S):

Results and reporting limits have been adjusted for dry weight.

Conestoga-Rovers & Associates, Inc.

Client Sample ID: S-017324-112008-NH-036

GC Semivolatiles

Lot-Sample #...: A8K240181-005 **Work Order #...:** K3KW31AL **Matrix.....:** SO
Date Sampled...: 11/20/08 13:55 **Date Received..:** 11/21/08
Prep Date.....: 11/26/08 **Analysis Date..:** 12/02/08
Prep Batch #...: 8331378
Dilution Factor: 1
% Moisture.....: 8.6 **Method.....:** SW846 8082

PARAMETER	RESULT	REPORTING LIMIT	UNITS
Aroclor 1016	ND	36	ug/kg
Aroclor 1221	ND	36	ug/kg
Aroclor 1232	ND	36	ug/kg
Aroclor 1242	ND	36	ug/kg
Aroclor 1248	ND	36	ug/kg
Aroclor 1254	ND	36	ug/kg
Aroclor 1260	ND	36	ug/kg

SURROGATE	PERCENT RECOVERY	RECOVERY LIMITS
Tetrachloro-m-xylene	108	(10 - 196)
Decachlorobiphenyl	116	(10 - 199)

NOTE(S):

Results and reporting limits have been adjusted for dry weight.

Conestoga-Rovers & Associates, Inc.

Client Sample ID: S-017324-112008-NH-036

TOTAL Metals

Lot-Sample #...: A8K240181-005 **Matrix.....:** SO
Date Sampled...: 11/20/08 13:55 **Date Received..:** 11/21/08
% Moisture.....: 8.6

PARAMETER	RESULT	REPORTING LIMIT	UNITS	METHOD	PREPARATION-ANALYSIS DATE	WORK ORDER #
Prep Batch #...: 8330017						
Aluminum	**1130**	**21.9**	**mg/kg**	**SW846 6010B**	**11/25-11/26/08**	**K3KW31AM**
		Dilution Factor: 1				
Arsenic	**2.6**	**1.1**	**mg/kg**	**SW846 6010B**	**11/25-11/26/08**	**K3KW31A4**
		Dilution Factor: 1				
Lead	**2.5**	**0.33**	**mg/kg**	**SW846 6010B**	**11/25-11/26/08**	**K3KW31AA**
		Dilution Factor: 1				
Antimony	ND	6.6	mg/kg	SW846 6010B	11/25-11/26/08	K3KW31AN
		Dilution Factor: 1				
Selenium	ND	0.55	mg/kg	SW846 6010B	11/25-11/26/08	K3KW31AC
		Dilution Factor: 1				
Thallium	ND	1.1	mg/kg	SW846 6010B	11/25-11/26/08	K3KW31AD
		Dilution Factor: 1				
Cadmium	ND	0.55	mg/kg	SW846 6010B	11/25-11/26/08	K3KW31AP
		Dilution Factor: 1				
Chromium	**2.8**	**1.1**	**mg/kg**	**SW846 6010B**	**11/25-11/26/08**	**K3KW31AQ**
		Dilution Factor: 1				
Cobalt	ND	5.5	mg/kg	SW846 6010B	11/25-11/26/08	K3KW31AR
		Dilution Factor: 1				
Copper	**4.8**	**2.7**	**mg/kg**	**SW846 6010B**	**11/25-11/26/08**	**K3KW31AT**
		Dilution Factor: 1				
Iron	**7790**	**10.9**	**mg/kg**	**SW846 6010B**	**11/25-11/26/08**	**K3KW31AU**
		Dilution Factor: 1				
Manganese	**189**	**1.6**	**mg/kg**	**SW846 6010B**	**11/25-11/26/08**	**K3KW31AV**
		Dilution Factor: 1				
Nickel	ND	4.4	mg/kg	SW846 6010B	11/25-11/26/08	K3KW31AW
		Dilution Factor: 1				
Potassium	ND	547	mg/kg	SW846 6010B	11/25-11/26/08	K3KW31AX
		Dilution Factor: 1				

(Continued on next page)

Conestoga-Rovers & Associates, Inc.

Client Sample ID: S-017324-112008-NH-036

TOTAL Metals

Lot-Sample #...: A8K240181-005 **Matrix.....:** SO

PARAMETER	RESULT	REPORTING LIMIT	UNITS	METHOD	PREPARATION-ANALYSIS DATE	WORK ORDER #
Silver	ND	1.1	mg/kg	SW846 6010B	11/25-11/26/08	K3KW31A0
		Dilution Factor: 1				
Sodium	ND	547	mg/kg	SW846 6010B	11/25-11/26/08	K3KW31A1
		Dilution Factor: 1				
Vanadium	ND	5.5	mg/kg	SW846 6010B	11/25-11/26/08	K3KW31A2
		Dilution Factor: 1				
Zinc	**18.7**	**2.2**	**mg/kg**	**SW846 6010B**	**11/25-11/26/08**	**K3KW31A3**
		Dilution Factor: 1				
Mercury	ND	0.11	mg/kg	SW846 7471A	11/25/08	K3KW31AE
		Dilution Factor: 1				

NOTE(S):

Results and reporting limits have been adjusted for dry weight.

Conestoga-Rovers & Associates, Inc.

Client Sample ID: S-017324-112008-NH-036

General Chemistry

Lot-Sample #...: A8K240181-005 **Work Order #...:** K3KW3 **Matrix.....:** SO
Date Sampled...: 11/20/08 13:55 **Date Received..:** 11/21/08
% Moisture.....: 8.6

PARAMETER	RESULT	RL	UNITS	METHOD	PREPARATION-ANALYSIS DATE	PREP BATCH #
Percent Solids	**91.4**	**10.0**	**%**	**MCAWW 160.3 MOD**	**12/01-12/02/08**	**8336478**

Dilution Factor: 1

TestAmerica
THE LEADER IN ENVIRONMENTAL TESTING

QUALITY CONTROL SECTION

METHOD BLANK REPORT

GC/MS Volatiles

Client Lot #...: 8K19258 **Work Order #...:** K3LN91AA **Matrix.....:** SOLID
MB Lot-Sample #: A8K250000-298

Prep Date.....: 11/21/08
Analysis Date..: 11/24/08 **Prep Batch #...:** 8330298
Dilution Factor: 1

PARAMETER	RESULT	REPORTING LIMIT	UNITS	METHOD
Acetone	ND	1000	ug/kg	SW846 8260B
Benzene	ND	250	ug/kg	SW846 8260B
Bromodichloromethane	ND	250	ug/kg	SW846 8260B
Bromoform	ND	250	ug/kg	SW846 8260B
Bromomethane	ND	250	ug/kg	SW846 8260B
2-Butanone	ND	1000	ug/kg	SW846 8260B
Carbon disulfide	ND	250	ug/kg	SW846 8260B
Carbon tetrachloride	ND	250	ug/kg	SW846 8260B
Chlorobenzene	ND	250	ug/kg	SW846 8260B
Dibromochloromethane	ND	250	ug/kg	SW846 8260B
1,2-Dibromo-3-chloro-propane	ND	500	ug/kg	SW846 8260B
Chloroethane	ND	250	ug/kg	SW846 8260B
Chloroform	ND	250	ug/kg	SW846 8260B
Chloromethane	ND	250	ug/kg	SW846 8260B
Cyclohexane	ND	500	ug/kg	SW846 8260B
1,2-Dibromoethane	ND	250	ug/kg	SW846 8260B
1,2-Dichlorobenzene	ND	250	ug/kg	SW846 8260B
1,3-Dichlorobenzene	ND	250	ug/kg	SW846 8260B
1,4-Dichlorobenzene	ND	250	ug/kg	SW846 8260B
Dichlorodifluoromethane	ND	250	ug/kg	SW846 8260B
1,1-Dichloroethane	ND	250	ug/kg	SW846 8260B
1,2-Dichloroethane	ND	250	ug/kg	SW846 8260B
1,1-Dichloroethene	ND	250	ug/kg	SW846 8260B
cis-1,2-Dichloroethene	ND	250	ug/kg	SW846 8260B
trans-1,2-Dichloroethene	ND	250	ug/kg	SW846 8260B
1,2-Dichloropropane	ND	250	ug/kg	SW846 8260B
cis-1,3-Dichloropropene	ND	250	ug/kg	SW846 8260B
trans-1,3-Dichloropropene	ND	250	ug/kg	SW846 8260B
Ethylbenzene	ND	250	ug/kg	SW846 8260B
Trichlorofluoromethane	ND	250	ug/kg	SW846 8260B
2-Hexanone	ND	1000	ug/kg	SW846 8260B
Isopropylbenzene	ND	250	ug/kg	SW846 8260B
Methyl acetate	ND	500	ug/kg	SW846 8260B
Methylcyclohexane	ND	500	ug/kg	SW846 8260B
Methylene chloride	ND	250	ug/kg	SW846 8260B
4-Methyl-2-pentanone	ND	1000	ug/kg	SW846 8260B
Styrene	ND	250	ug/kg	SW846 8260B
1,1,2,2-Tetrachloroethane	ND	250	ug/kg	SW846 8260B
Tetrachloroethene	ND	250	ug/kg	SW846 8260B
Toluene	ND	250	ug/kg	SW846 8260B

(Continued on next page)

METHOD BLANK REPORT

GC/MS Volatiles

Client Lot #...: 8K19258 **Work Order #...:** K3LN91AA **Matrix.....:** SOLID

PARAMETER	RESULT	REPORTING LIMIT	UNITS	METHOD
1,2,4-Trichloro-benzene	ND	250	ug/kg	SW846 8260B
1,1,1-Trichloroethane	ND	250	ug/kg	SW846 8260B
1,1,2-Trichloroethane	ND	250	ug/kg	SW846 8260B
Trichloroethene	ND	250	ug/kg	SW846 8260B
1,1,2-Trichloro-1,2,2-trifluoroethane	ND	250	ug/kg	SW846 8260B
Vinyl chloride	ND	250	ug/kg	SW846 8260B
Xylenes (total)	ND	500	ug/kg	SW846 8260B
Methyl tert-butyl ether	ND	1000	ug/kg	SW846 8260B

SURROGATE	PERCENT RECOVERY	RECOVERY LIMITS
Dibromofluoromethane	90	(59 - 138)
1,2-Dichloroethane-d4	114	(61 - 130)
Toluene-d8	75	(60 - 143)
4-Bromofluorobenzene	89	(47 - 158)

NOTE(S):

Calculations are performed before rounding to avoid round-off errors in calculated results.

METHOD BLANK REPORT

GC/MS Volatiles

Client Lot #...: 8K19258 **Work Order #...:** K3N3G1AA **Matrix.....:** SOLID
MB Lot-Sample #: A8K260000-142

Prep Date.....: 11/19/08
Analysis Date..: 11/25/08 **Prep Batch #...:** 8331142
Dilution Factor: 1

PARAMETER	RESULT	REPORTING LIMIT	UNITS	METHOD
Acetone	ND	1000	ug/kg	SW846 8260B
Benzene	ND	250	ug/kg	SW846 8260B
Bromodichloromethane	ND	250	ug/kg	SW846 8260B
Bromoform	ND	250	ug/kg	SW846 8260B
Bromomethane	ND	250	ug/kg	SW846 8260B
2-Butanone	ND	1000	ug/kg	SW846 8260B
Carbon disulfide	ND	250	ug/kg	SW846 8260B
Carbon tetrachloride	ND	250	ug/kg	SW846 8260B
Chlorobenzene	ND	250	ug/kg	SW846 8260B
Dibromochloromethane	ND	250	ug/kg	SW846 8260B
1,2-Dibromo-3-chloro-propane	ND	500	ug/kg	SW846 8260B
Chloroethane	ND	250	ug/kg	SW846 8260B
Chloroform	ND	250	ug/kg	SW846 8260B
Chloromethane	ND	250	ug/kg	SW846 8260B
Cyclohexane	ND	500	ug/kg	SW846 8260B
1,2-Dibromoethane	ND	250	ug/kg	SW846 8260B
1,2-Dichlorobenzene	ND	250	ug/kg	SW846 8260B
1,3-Dichlorobenzene	ND	250	ug/kg	SW846 8260B
1,4-Dichlorobenzene	ND	250	ug/kg	SW846 8260B
Dichlorodifluoromethane	ND	250	ug/kg	SW846 8260B
1,1-Dichloroethane	ND	250	ug/kg	SW846 8260B
1,2-Dichloroethane	ND	250	ug/kg	SW846 8260B
1,1-Dichloroethene	ND	250	ug/kg	SW846 8260B
cis-1,2-Dichloroethene	ND	250	ug/kg	SW846 8260B
trans-1,2-Dichloroethene	ND	250	ug/kg	SW846 8260B
1,2-Dichloropropane	ND	250	ug/kg	SW846 8260B
cis-1,3-Dichloropropene	ND	250	ug/kg	SW846 8260B
trans-1,3-Dichloropropene	ND	250	ug/kg	SW846 8260B
Ethylbenzene	ND	250	ug/kg	SW846 8260B
Trichlorofluoromethane	ND	250	ug/kg	SW846 8260B
2-Hexanone	ND	1000	ug/kg	SW846 8260B
Isopropylbenzene	ND	250	ug/kg	SW846 8260B
Methyl acetate	ND	500	ug/kg	SW846 8260B
Methylcyclohexane	ND	500	ug/kg	SW846 8260B
Methylene chloride	**360**	**250**	**ug/kg**	**SW846 8260B**
4-Methyl-2-pentanone	ND	1000	ug/kg	SW846 8260B
Styrene	ND	250	ug/kg	SW846 8260B
1,1,2,2-Tetrachloroethane	ND	250	ug/kg	SW846 8260B
Tetrachloroethene	ND	250	ug/kg	SW846 8260B
Toluene	ND	250	ug/kg	SW846 8260B

(Continued on next page)

METHOD BLANK REPORT

GC/MS Volatiles

Client Lot #...: 8K19258 **Work Order #...:** K3N3G1AA **Matrix.....:** SOLID

PARAMETER	RESULT	REPORTING LIMIT	UNITS	METHOD
1,2,4-Trichloro-benzene	ND	250	ug/kg	SW846 8260B
1,1,1-Trichloroethane	ND	250	ug/kg	SW846 8260B
1,1,2-Trichloroethane	ND	250	ug/kg	SW846 8260B
Trichloroethene	ND	250	ug/kg	SW846 8260B
1,1,2-Trichloro-1,2,2-trifluoroethane	ND	250	ug/kg	SW846 8260B
Vinyl chloride	ND	250	ug/kg	SW846 8260B
Xylenes (total)	ND	500	ug/kg	SW846 8260B
Methyl tert-butyl ether	ND	1000	ug/kg	SW846 8260B

SURROGATE	PERCENT RECOVERY	RECOVERY LIMITS
Dibromofluoromethane	90	(59 - 138)
1,2-Dichloroethane-d4	111	(61 - 130)
Toluene-d8	73	(60 - 143)
4-Bromofluorobenzene	84	(47 - 158)

NOTE(S):

Calculations are performed before rounding to avoid round-off errors in calculated results.

METHOD BLANK REPORT

GC/MS Volatiles

Client Lot #...: 8K19258 **Work Order #...:** K3TM81AA **Matrix.....:** SOLID
MB Lot-Sample #: A8K290000-034

Prep Date.....: 11/28/08
Analysis Date..: 11/28/08 **Prep Batch #...:** 8334034
Dilution Factor: 1

PARAMETER	RESULT	REPORTING LIMIT	UNITS	METHOD
Acetone	ND	20	ug/kg	SW846 8260B
Benzene	ND	5.0	ug/kg	SW846 8260B
Bromodichloromethane	ND	5.0	ug/kg	SW846 8260B
Bromoform	ND	5.0	ug/kg	SW846 8260B
Bromomethane	ND	5.0	ug/kg	SW846 8260B
2-Butanone	ND	20	ug/kg	SW846 8260B
Carbon disulfide	ND	5.0	ug/kg	SW846 8260B
Carbon tetrachloride	ND	5.0	ug/kg	SW846 8260B
Chlorobenzene	ND	5.0	ug/kg	SW846 8260B
Dibromochloromethane	ND	5.0	ug/kg	SW846 8260B
1,2-Dibromo-3-chloro-propane	ND	10	ug/kg	SW846 8260B
Chloroethane	ND	5.0	ug/kg	SW846 8260B
Chloroform	ND	5.0	ug/kg	SW846 8260B
Chloromethane	ND	5.0	ug/kg	SW846 8260B
Cyclohexane	ND	10	ug/kg	SW846 8260B
1,2-Dibromoethane	ND	5.0	ug/kg	SW846 8260B
1,2-Dichlorobenzene	ND	5.0	ug/kg	SW846 8260B
1,3-Dichlorobenzene	ND	5.0	ug/kg	SW846 8260B
1,4-Dichlorobenzene	ND	5.0	ug/kg	SW846 8260B
Dichlorodifluoromethane	ND	5.0	ug/kg	SW846 8260B
1,1-Dichloroethane	ND	5.0	ug/kg	SW846 8260B
1,2-Dichloroethane	ND	5.0	ug/kg	SW846 8260B
1,1-Dichloroethene	ND	5.0	ug/kg	SW846 8260B
cis-1,2-Dichloroethene	ND	5.0	ug/kg	SW846 8260B
trans-1,2-Dichloroethene	ND	5.0	ug/kg	SW846 8260B
1,2-Dichloropropane	ND	5.0	ug/kg	SW846 8260B
cis-1,3-Dichloropropene	ND	5.0	ug/kg	SW846 8260B
trans-1,3-Dichloropropene	ND	5.0	ug/kg	SW846 8260B
Ethylbenzene	ND	5.0	ug/kg	SW846 8260B
Trichlorofluoromethane	ND	5.0	ug/kg	SW846 8260B
2-Hexanone	ND	20	ug/kg	SW846 8260B
Isopropylbenzene	ND	5.0	ug/kg	SW846 8260B
Methyl acetate	ND	10	ug/kg	SW846 8260B
Methylcyclohexane	ND	10	ug/kg	SW846 8260B
Methylene chloride	ND	5.0	ug/kg	SW846 8260B
4-Methyl-2-pentanone	ND	20	ug/kg	SW846 8260B
Styrene	ND	5.0	ug/kg	SW846 8260B
1,1,2,2-Tetrachloroethane	ND	5.0	ug/kg	SW846 8260B
Tetrachloroethene	ND	5.0	ug/kg	SW846 8260B
Toluene	ND	5.0	ug/kg	SW846 8260B

(Continued on next page)

METHOD BLANK REPORT

GC/MS Volatiles

Client Lot #...: 8K19258 **Work Order #...:** K3TM81AA **Matrix.....:** SOLID

PARAMETER	RESULT	REPORTING LIMIT	UNITS	METHOD
1,2,4-Trichloro-benzene	ND	5.0	ug/kg	SW846 8260B
1,1,1-Trichloroethane	ND	5.0	ug/kg	SW846 8260B
1,1,2-Trichloroethane	ND	5.0	ug/kg	SW846 8260B
Trichloroethene	ND	5.0	ug/kg	SW846 8260B
1,1,2-Trichloro-1,2,2-trifluoroethane	ND	5.0	ug/kg	SW846 8260B
Vinyl chloride	ND	5.0	ug/kg	SW846 8260B
Xylenes (total)	ND	10	ug/kg	SW846 8260B
Methyl tert-butyl ether	ND	20	ug/kg	SW846 8260B

SURROGATE	PERCENT RECOVERY	RECOVERY LIMITS
Dibromofluoromethane	89	(59 - 138)
1,2-Dichloroethane-d4	102	(61 - 130)
Toluene-d8	75	(60 - 143)
4-Bromofluorobenzene	92	(47 - 158)

NOTE(S):

Calculations are performed before rounding to avoid round-off errors in calculated results.

METHOD BLANK REPORT

GC/MS Volatiles

Client Lot #...: 8K19258 **Work Order #...:** K3V1J1AA **Matrix.....:** SOLID
MB Lot-Sample #: A8L010000-503

Prep Date.....: 11/29/08
Analysis Date..: 11/29/08 **Prep Batch #...:** 8336503
Dilution Factor: 1

PARAMETER	RESULT	REPORTING LIMIT	UNITS	METHOD
Acetone	ND	20	ug/kg	SW846 8260B
Benzene	ND	5.0	ug/kg	SW846 8260B
Bromodichloromethane	ND	5.0	ug/kg	SW846 8260B
Bromoform	ND	5.0	ug/kg	SW846 8260B
Bromomethane	ND	5.0	ug/kg	SW846 8260B
2-Butanone	ND	20	ug/kg	SW846 8260B
Carbon disulfide	ND	5.0	ug/kg	SW846 8260B
Carbon tetrachloride	ND	5.0	ug/kg	SW846 8260B
Chlorobenzene	ND	5.0	ug/kg	SW846 8260B
Dibromochloromethane	ND	5.0	ug/kg	SW846 8260B
1,2-Dibromo-3-chloro-propane	ND	10	ug/kg	SW846 8260B
Chloroethane	ND	5.0	ug/kg	SW846 8260B
Chloroform	ND	5.0	ug/kg	SW846 8260B
Chloromethane	ND	5.0	ug/kg	SW846 8260B
Cyclohexane	ND	10	ug/kg	SW846 8260B
1,2-Dibromoethane	ND	5.0	ug/kg	SW846 8260B
1,2-Dichlorobenzene	ND	5.0	ug/kg	SW846 8260B
1,3-Dichlorobenzene	ND	5.0	ug/kg	SW846 8260B
1,4-Dichlorobenzene	ND	5.0	ug/kg	SW846 8260B
Dichlorodifluoromethane	ND	5.0	ug/kg	SW846 8260B
1,1-Dichloroethane	ND	5.0	ug/kg	SW846 8260B
1,2-Dichloroethane	ND	5.0	ug/kg	SW846 8260B
1,1-Dichloroethene	ND	5.0	ug/kg	SW846 8260B
cis-1,2-Dichloroethene	ND	5.0	ug/kg	SW846 8260B
trans-1,2-Dichloroethene	ND	5.0	ug/kg	SW846 8260B
1,2-Dichloropropane	ND	5.0	ug/kg	SW846 8260B
cis-1,3-Dichloropropene	ND	5.0	ug/kg	SW846 8260B
trans-1,3-Dichloropropene	ND	5.0	ug/kg	SW846 8260B
Ethylbenzene	ND	5.0	ug/kg	SW846 8260B
Trichlorofluoromethane	ND	5.0	ug/kg	SW846 8260B
2-Hexanone	ND	20	ug/kg	SW846 8260B
Isopropylbenzene	ND	5.0	ug/kg	SW846 8260B
Methyl acetate	ND	10	ug/kg	SW846 8260B
Methylcyclohexane	ND	10	ug/kg	SW846 8260B
Methylene chloride	ND	5.0	ug/kg	SW846 8260B
4-Methyl-2-pentanone	ND	20	ug/kg	SW846 8260B
Styrene	ND	5.0	ug/kg	SW846 8260B
1,1,2,2-Tetrachloroethane	ND	5.0	ug/kg	SW846 8260B
Tetrachloroethene	ND	5.0	ug/kg	SW846 8260B
Toluene	ND	5.0	ug/kg	SW846 8260B

(Continued on next page)

METHOD BLANK REPORT

GC/MS Volatiles

Client Lot #...: 8K19258 **Work Order #...:** K3V1J1AA **Matrix.....:** SOLID

PARAMETER	RESULT	REPORTING LIMIT	UNITS	METHOD
1,2,4-Trichloro-benzene	ND	5.0	ug/kg	SW846 8260B
1,1,1-Trichloroethane	ND	5.0	ug/kg	SW846 8260B
1,1,2-Trichloroethane	ND	5.0	ug/kg	SW846 8260B
Trichloroethene	ND	5.0	ug/kg	SW846 8260B
1,1,2-Trichloro-1,2,2-trifluoroethane	ND	5.0	ug/kg	SW846 8260B
Vinyl chloride	ND	5.0	ug/kg	SW846 8260B
Xylenes (total)	ND	10	ug/kg	SW846 8260B
Methyl tert-butyl ether	ND	20	ug/kg	SW846 8260B

SURROGATE	PERCENT RECOVERY	RECOVERY LIMITS
Dibromofluoromethane	90	(59 - 138)
1,2-Dichloroethane-d4	103	(61 - 130)
Toluene-d8	76	(60 - 143)
4-Bromofluorobenzene	88	(47 - 158)

NOTE(S):

Calculations are performed before rounding to avoid round-off errors in calculated results.

METHOD BLANK REPORT

GC/MS Volatiles

Client Lot #...: 8K19258 **Work Order #...:** K3W181AA **Matrix.....:** SOLID
MB Lot-Sample #: A8L020000-312

Prep Date.....: 12/01/08
Analysis Date..: 12/01/08 **Prep Batch #...:** 8337312
Dilution Factor: 1

PARAMETER	RESULT	REPORTING LIMIT	UNITS	METHOD
Acetone	ND	20	ug/kg	SW846 8260B
Benzene	ND	5.0	ug/kg	SW846 8260B
Bromodichloromethane	ND	5.0	ug/kg	SW846 8260B
Bromoform	ND	5.0	ug/kg	SW846 8260B
Bromomethane	ND	5.0	ug/kg	SW846 8260B
2-Butanone	ND	20	ug/kg	SW846 8260B
Carbon disulfide	ND	5.0	ug/kg	SW846 8260B
Carbon tetrachloride	ND	5.0	ug/kg	SW846 8260B
Chlorobenzene	ND	5.0	ug/kg	SW846 8260B
Dibromochloromethane	ND	5.0	ug/kg	SW846 8260B
1,2-Dibromo-3-chloro-propane	ND	10	ug/kg	SW846 8260B
Chloroethane	ND	5.0	ug/kg	SW846 8260B
Chloroform	ND	5.0	ug/kg	SW846 8260B
Chloromethane	ND	5.0	ug/kg	SW846 8260B
Cyclohexane	ND	10	ug/kg	SW846 8260B
1,2-Dibromoethane	ND	5.0	ug/kg	SW846 8260B
1,2-Dichlorobenzene	ND	5.0	ug/kg	SW846 8260B
1,3-Dichlorobenzene	ND	5.0	ug/kg	SW846 8260B
1,4-Dichlorobenzene	ND	5.0	ug/kg	SW846 8260B
Dichlorodifluoromethane	ND	5.0	ug/kg	SW846 8260B
1,1-Dichloroethane	ND	5.0	ug/kg	SW846 8260B
1,2-Dichloroethane	ND	5.0	ug/kg	SW846 8260B
1,1-Dichloroethene	ND	5.0	ug/kg	SW846 8260B
cis-1,2-Dichloroethene	ND	5.0	ug/kg	SW846 8260B
trans-1,2-Dichloroethene	ND	5.0	ug/kg	SW846 8260B
1,2-Dichloropropane	ND	5.0	ug/kg	SW846 8260B
cis-1,3-Dichloropropene	ND	5.0	ug/kg	SW846 8260B
trans-1,3-Dichloropropene	ND	5.0	ug/kg	SW846 8260B
Ethylbenzene	ND	5.0	ug/kg	SW846 8260B
Trichlorofluoromethane	ND	5.0	ug/kg	SW846 8260B
2-Hexanone	ND	20	ug/kg	SW846 8260B
Isopropylbenzene	ND	5.0	ug/kg	SW846 8260B
Methyl acetate	ND	10	ug/kg	SW846 8260B
Methylcyclohexane	ND	10	ug/kg	SW846 8260B
Methylene chloride	ND	5.0	ug/kg	SW846 8260B
4-Methyl-2-pentanone	ND	20	ug/kg	SW846 8260B
Styrene	ND	5.0	ug/kg	SW846 8260B
1,1,2,2-Tetrachloroethane	ND	5.0	ug/kg	SW846 8260B
Tetrachloroethene	ND	5.0	ug/kg	SW846 8260B
Toluene	ND	5.0	ug/kg	SW846 8260B

(Continued on next page)

METHOD BLANK REPORT

GC/MS Volatiles

Client Lot #...: 8K19258 **Work Order #...:** K3W181AA **Matrix.....:** SOLID

PARAMETER	RESULT	REPORTING LIMIT	UNITS	METHOD
1,2,4-Trichloro-benzene	ND	5.0	ug/kg	SW846 8260B
1,1,1-Trichloroethane	ND	5.0	ug/kg	SW846 8260B
1,1,2-Trichloroethane	ND	5.0	ug/kg	SW846 8260B
Trichloroethene	ND	5.0	ug/kg	SW846 8260B
1,1,2-Trichloro-1,2,2-trifluoroethane	ND	5.0	ug/kg	SW846 8260B
Vinyl chloride	ND	5.0	ug/kg	SW846 8260B
Xylenes (total)	ND	10	ug/kg	SW846 8260B
Methyl tert-butyl ether	ND	20	ug/kg	SW846 8260B

SURROGATE	PERCENT RECOVERY	RECOVERY LIMITS
Dibromofluoromethane	103	(59 - 138)
1,2-Dichloroethane-d4	94	(61 - 130)
Toluene-d8	99	(60 - 143)
4-Bromofluorobenzene	92	(47 - 158)

NOTE(S):

Calculations are performed before rounding to avoid round-off errors in calculated results.

METHOD BLANK REPORT

GC/MS Volatiles

Client Lot #...: 8K19258 **Work Order #...:** K31L71AA **Matrix.....:** SOLID
MB Lot-Sample #: A8L030000-462
Prep Date.....: 12/02/08
Analysis Date..: 12/02/08 **Prep Batch #...:** 8338462
Dilution Factor: 1

PARAMETER	RESULT	REPORTING LIMIT	UNITS	METHOD
Acetone	ND	20	ug/kg	SW846 8260B
Benzene	ND	5.0	ug/kg	SW846 8260B
Bromodichloromethane	ND	5.0	ug/kg	SW846 8260B
Bromoform	ND	5.0	ug/kg	SW846 8260B
Bromomethane	ND	5.0	ug/kg	SW846 8260B
2-Butanone	ND	20	ug/kg	SW846 8260B
Carbon disulfide	ND	5.0	ug/kg	SW846 8260B
Carbon tetrachloride	ND	5.0	ug/kg	SW846 8260B
Chlorobenzene	ND	5.0	ug/kg	SW846 8260B
Dibromochloromethane	ND	5.0	ug/kg	SW846 8260B
1,2-Dibromo-3-chloro-propane	ND	10	ug/kg	SW846 8260B
Chloroethane	ND	5.0	ug/kg	SW846 8260B
Chloroform	ND	5.0	ug/kg	SW846 8260B
Chloromethane	ND	5.0	ug/kg	SW846 8260B
Cyclohexane	ND	10	ug/kg	SW846 8260B
1,2-Dibromoethane	ND	5.0	ug/kg	SW846 8260B
1,2-Dichlorobenzene	ND	5.0	ug/kg	SW846 8260B
1,3-Dichlorobenzene	ND	5.0	ug/kg	SW846 8260B
1,4-Dichlorobenzene	ND	5.0	ug/kg	SW846 8260B
Dichlorodifluoromethane	ND	5.0	ug/kg	SW846 8260B
1,1-Dichloroethane	ND	5.0	ug/kg	SW846 8260B
1,2-Dichloroethane	ND	5.0	ug/kg	SW846 8260B
1,1-Dichloroethene	ND	5.0	ug/kg	SW846 8260B
cis-1,2-Dichloroethene	ND	5.0	ug/kg	SW846 8260B
trans-1,2-Dichloroethene	ND	5.0	ug/kg	SW846 8260B
1,2-Dichloropropane	ND	5.0	ug/kg	SW846 8260B
cis-1,3-Dichloropropene	ND	5.0	ug/kg	SW846 8260B
trans-1,3-Dichloropropene	ND	5.0	ug/kg	SW846 8260B
Ethylbenzene	ND	5.0	ug/kg	SW846 8260B
Trichlorofluoromethane	ND	5.0	ug/kg	SW846 8260B
2-Hexanone	ND	20	ug/kg	SW846 8260B
Isopropylbenzene	ND	5.0	ug/kg	SW846 8260B
Methyl acetate	ND	10	ug/kg	SW846 8260B
Methylcyclohexane	ND	10	ug/kg	SW846 8260B
Methylene chloride	ND	5.0	ug/kg	SW846 8260B
4-Methyl-2-pentanone	ND	20	ug/kg	SW846 8260B
Styrene	ND	5.0	ug/kg	SW846 8260B
1,1,2,2-Tetrachloroethane	ND	5.0	ug/kg	SW846 8260B
Tetrachloroethene	ND	5.0	ug/kg	SW846 8260B
Toluene	ND	5.0	ug/kg	SW846 8260B

(Continued on next page)

METHOD BLANK REPORT

GC/MS Volatiles

Client Lot #...: 8K19258 **Work Order #...:** K31L71AA **Matrix.....:** SOLID

PARAMETER	RESULT	REPORTING LIMIT	UNITS	METHOD
1,2,4-Trichloro-benzene	ND	5.0	ug/kg	SW846 8260B
1,1,1-Trichloroethane	ND	5.0	ug/kg	SW846 8260B
1,1,2-Trichloroethane	ND	5.0	ug/kg	SW846 8260B
Trichloroethene	ND	5.0	ug/kg	SW846 8260B
1,1,2-Trichloro-1,2,2-trifluoroethane	ND	5.0	ug/kg	SW846 8260B
Vinyl chloride	ND	5.0	ug/kg	SW846 8260B
Xylenes (total)	ND	10	ug/kg	SW846 8260B
Methyl tert-butyl ether	ND	20	ug/kg	SW846 8260B

SURROGATE	PERCENT RECOVERY	RECOVERY LIMITS
Dibromofluoromethane	90	(59 - 138)
1,2-Dichloroethane-d4	106	(61 - 130)
Toluene-d8	77	(60 - 143)
4-Bromofluorobenzene	92	(47 - 158)

NOTE(S):

Calculations are performed before rounding to avoid round-off errors in calculated results.

METHOD BLANK REPORT

GC/MS Semivolatiles

Client Lot #...: 8K19258 **Work Order #...:** K3KJE1AA **Matrix.....:** SOLID
MB Lot-Sample #: A8K240000-404

Prep Date.....: 11/24/08
Analysis Date..: 12/01/08 **Prep Batch #...:** 8329404
Dilution Factor: 1

PARAMETER	RESULT	REPORTING LIMIT	UNITS	METHOD
Acenaphthene	ND	330	ug/kg	SW846 8270C
Acenaphthylene	ND	330	ug/kg	SW846 8270C
Acetophenone	ND	67	ug/kg	SW846 8270C
Anthracene	ND	330	ug/kg	SW846 8270C
Atrazine	ND	330	ug/kg	SW846 8270C
Benzo(a)anthracene	ND	330	ug/kg	SW846 8270C
Benzo(a)pyrene	ND	330	ug/kg	SW846 8270C
Benzo(b)fluoranthene	ND	330	ug/kg	SW846 8270C
Benzo(ghi)perylene	ND	330	ug/kg	SW846 8270C
Benzo(k)fluoranthene	ND	330	ug/kg	SW846 8270C
Benzaldehyde	ND	330	ug/kg	SW846 8270C
1,1'-Biphenyl	ND	330	ug/kg	SW846 8270C
bis(2-Chloroethoxy) methane	ND	330	ug/kg	SW846 8270C
bis(2-Chloroethyl)- ether	ND	330	ug/kg	SW846 8270C
bis(2-Ethylhexyl) phthalate	ND	330	ug/kg	SW846 8270C
4-Bromophenyl phenyl ether	ND	330	ug/kg	SW846 8270C
Butyl benzyl phthalate	ND	330	ug/kg	SW846 8270C
Caprolactam	ND	330	ug/kg	SW846 8270C
Carbazole	ND	330	ug/kg	SW846 8270C
4-Chloroaniline	ND	330	ug/kg	SW846 8270C
4-Chloro-3-methylphenol	ND	330	ug/kg	SW846 8270C
2-Chloronaphthalene	ND	330	ug/kg	SW846 8270C
2-Chlorophenol	ND	330	ug/kg	SW846 8270C
4-Chlorophenyl phenyl ether	ND	330	ug/kg	SW846 8270C
Chrysene	ND	330	ug/kg	SW846 8270C
Dibenz(a,h)anthracene	ND	330	ug/kg	SW846 8270C
Dibenzofuran	ND	330	ug/kg	SW846 8270C
3,3'-Dichlorobenzidine	ND	1600	ug/kg	SW846 8270C
2,4-Dichlorophenol	ND	330	ug/kg	SW846 8270C
Diethyl phthalate	ND	330	ug/kg	SW846 8270C
2,4-Dimethylphenol	ND	330	ug/kg	SW846 8270C
Dimethyl phthalate	ND	330	ug/kg	SW846 8270C
Di-n-butyl phthalate	ND	330	ug/kg	SW846 8270C
4,6-Dinitro- 2-methylphenol	ND	1600	ug/kg	SW846 8270C
2,4-Dinitrophenol	ND	1600	ug/kg	SW846 8270C

(Continued on next page)

METHOD BLANK REPORT

GC/MS Semivolatiles

Client Lot #...: 8K19258 **Work Order #...:** K3KJE1AA **Matrix.....:** SOLID

PARAMETER	RESULT	REPORTING LIMIT	UNITS	METHOD
2,4-Dinitrotoluene	ND	330	ug/kg	SW846 8270C
2,6-Dinitrotoluene	ND	330	ug/kg	SW846 8270C
Di-n-octyl phthalate	ND	330	ug/kg	SW846 8270C
Fluoranthene	ND	330	ug/kg	SW846 8270C
Fluorene	ND	330	ug/kg	SW846 8270C
Hexachlorobenzene	ND	330	ug/kg	SW846 8270C
Hexachlorobutadiene	ND	330	ug/kg	SW846 8270C
Hexachlorocyclopenta-diene	ND	1600	ug/kg	SW846 8270C
Hexachloroethane	ND	330	ug/kg	SW846 8270C
Indeno(1,2,3-cd)pyrene	ND	330	ug/kg	SW846 8270C
Isophorone	ND	330	ug/kg	SW846 8270C
2-Methylnaphthalene	ND	330	ug/kg	SW846 8270C
2-Methylphenol	ND	330	ug/kg	SW846 8270C
4-Methylphenol	ND	330	ug/kg	SW846 8270C
Naphthalene	ND	330	ug/kg	SW846 8270C
2-Nitroaniline	ND	1600	ug/kg	SW846 8270C
3-Nitroaniline	ND	1600	ug/kg	SW846 8270C
4-Nitroaniline	ND	1600	ug/kg	SW846 8270C
Nitrobenzene	ND	330	ug/kg	SW846 8270C
2-Nitrophenol	ND	330	ug/kg	SW846 8270C
4-Nitrophenol	ND	1600	ug/kg	SW846 8270C
N-Nitrosodi-n-propyl-amine	ND	330	ug/kg	SW846 8270C
N-Nitrosodiphenylamine	ND	330	ug/kg	SW846 8270C
2,2'-oxybis (1-Chloropropane)	ND	330	ug/kg	SW846 8270C
Pentachlorophenol	ND	330	ug/kg	SW846 8270C
Phenanthrene	ND	330	ug/kg	SW846 8270C
Phenol	ND	330	ug/kg	SW846 8270C
Pyrene	ND	330	ug/kg	SW846 8270C
2,4,5-Trichloro-phenol	ND	330	ug/kg	SW846 8270C
2,4,6-Trichloro-phenol	ND	330	ug/kg	SW846 8270C

SURROGATE	PERCENT RECOVERY	RECOVERY LIMITS
Nitrobenzene-d5	68	(24 - 112)
2-Fluorobiphenyl	63	(34 - 110)
Terphenyl-d14	98	(41 - 119)
Phenol-d5	73	(28 - 110)
2-Fluorophenol	75	(26 - 110)
2,4,6-Tribromophenol	62	(10 - 118)

(Continued on next page)

METHOD BLANK REPORT

GC/MS Semivolatiles

Client Lot #...: 8K19258 **Work Order #...:** K3KJE1AA **Matrix.....:** SOLID

NOTE(S):

Calculations are performed before rounding to avoid round-off errors in calculated results.

METHOD BLANK REPORT

GC/MS Semivolatiles

Client Lot #...: 8K19258 **Work Order #...:** K3NV61AA **Matrix.....:** SOLID
MB Lot-Sample #: A8K260000-026

Prep Date.....: 11/26/08
Analysis Date..: 12/03/08 **Prep Batch #...:** 8331026
Dilution Factor: 1

PARAMETER	RESULT	REPORTING LIMIT	UNITS	METHOD
Acenaphthene	ND	330	ug/kg	SW846 8270C
Acenaphthylene	ND	330	ug/kg	SW846 8270C
Acetophenone	ND	67	ug/kg	SW846 8270C
Anthracene	ND	330	ug/kg	SW846 8270C
Atrazine	ND	330	ug/kg	SW846 8270C
Benzo(a)anthracene	ND	330	ug/kg	SW846 8270C
Benzo(a)pyrene	ND	330	ug/kg	SW846 8270C
Benzo(b)fluoranthene	ND	330	ug/kg	SW846 8270C
Benzo(ghi)perylene	ND	330	ug/kg	SW846 8270C
Benzo(k)fluoranthene	ND	330	ug/kg	SW846 8270C
Benzaldehyde	ND	330	ug/kg	SW846 8270C
1,1'-Biphenyl	ND	330	ug/kg	SW846 8270C
bis(2-Chloroethoxy) methane	ND	330	ug/kg	SW846 8270C
bis(2-Chloroethyl)-ether	ND	330	ug/kg	SW846 8270C
bis(2-Ethylhexyl) phthalate	**2000**	**330**	**ug/kg**	**SW846 8270C**
4-Bromophenyl phenyl ether	ND	330	ug/kg	SW846 8270C
Butyl benzyl phthalate	ND	330	ug/kg	SW846 8270C
Caprolactam	ND	330	ug/kg	SW846 8270C
Carbazole	ND	330	ug/kg	SW846 8270C
4-Chloroaniline	ND	330	ug/kg	SW846 8270C
4-Chloro-3-methylphenol	ND	330	ug/kg	SW846 8270C
2-Chloronaphthalene	ND	330	ug/kg	SW846 8270C
2-Chlorophenol	ND	330	ug/kg	SW846 8270C
4-Chlorophenyl phenyl ether	ND	330	ug/kg	SW846 8270C
Chrysene	ND	330	ug/kg	SW846 8270C
Dibenz(a,h)anthracene	ND	330	ug/kg	SW846 8270C
Dibenzofuran	ND	330	ug/kg	SW846 8270C
3,3'-Dichlorobenzidine	ND	1600	ug/kg	SW846 8270C
2,4-Dichlorophenol	ND	330	ug/kg	SW846 8270C
Diethyl phthalate	ND	330	ug/kg	SW846 8270C
2,4-Dimethylphenol	ND	330	ug/kg	SW846 8270C
Dimethyl phthalate	ND	330	ug/kg	SW846 8270C
Di-n-butyl phthalate	ND	330	ug/kg	SW846 8270C
4,6-Dinitro-2-methylphenol	ND	1600	ug/kg	SW846 8270C
2,4-Dinitrophenol	ND	1600	ug/kg	SW846 8270C

(Continued on next page)

METHOD BLANK REPORT

GC/MS Semivolatiles

Client Lot #...: 8K19258 **Work Order #...:** K3NV61AA **Matrix.....:** SOLID

PARAMETER	RESULT	REPORTING LIMIT	UNITS	METHOD
2,4-Dinitrotoluene	ND	330	ug/kg	SW846 8270C
2,6-Dinitrotoluene	ND	330	ug/kg	SW846 8270C
Di-n-octyl phthalate	ND	330	ug/kg	SW846 8270C
Fluoranthene	ND	330	ug/kg	SW846 8270C
Fluorene	ND	330	ug/kg	SW846 8270C
Hexachlorobenzene	ND	330	ug/kg	SW846 8270C
Hexachlorobutadiene	ND	330	ug/kg	SW846 8270C
Hexachlorocyclopenta-diene	ND	1600	ug/kg	SW846 8270C
Hexachloroethane	ND	330	ug/kg	SW846 8270C
Indeno(1,2,3-cd)pyrene	ND	330	ug/kg	SW846 8270C
Isophorone	ND	330	ug/kg	SW846 8270C
2-Methylnaphthalene	ND	330	ug/kg	SW846 8270C
2-Methylphenol	ND	330	ug/kg	SW846 8270C
4-Methylphenol	ND	330	ug/kg	SW846 8270C
Naphthalene	ND	330	ug/kg	SW846 8270C
2-Nitroaniline	ND	1600	ug/kg	SW846 8270C
3-Nitroaniline	ND	1600	ug/kg	SW846 8270C
4-Nitroaniline	ND	1600	ug/kg	SW846 8270C
Nitrobenzene	ND	330	ug/kg	SW846 8270C
2-Nitrophenol	ND	330	ug/kg	SW846 8270C
4-Nitrophenol	ND	1600	ug/kg	SW846 8270C
N-Nitrosodi-n-propyl-amine	ND	330	ug/kg	SW846 8270C
N-Nitrosodiphenylamine	ND	330	ug/kg	SW846 8270C
2,2'-oxybis (1-Chloropropane)	ND	330	ug/kg	SW846 8270C
Pentachlorophenol	ND	330	ug/kg	SW846 8270C
Phenanthrene	ND	330	ug/kg	SW846 8270C
Phenol	ND	330	ug/kg	SW846 8270C
Pyrene	ND	330	ug/kg	SW846 8270C
2,4,5-Trichloro-phenol	ND	330	ug/kg	SW846 8270C
2,4,6-Trichloro-phenol	ND	330	ug/kg	SW846 8270C

SURROGATE	PERCENT RECOVERY	RECOVERY LIMITS
Nitrobenzene-d5	66	(24 - 112)
2-Fluorobiphenyl	66	(34 - 110)
Terphenyl-d14	94	(41 - 119)
Phenol-d5	76	(28 - 110)
2-Fluorophenol	82	(26 - 110)
2,4,6-Tribromophenol	61	(10 - 118)

(Continued on next page)

METHOD BLANK REPORT

GC/MS Semivolatiles

Client Lot #...: 8K19258 **Work Order #...:** K3NV61AA **Matrix.....:** SOLID

NOTE(S):

Calculations are performed before rounding to avoid round-off errors in calculated results.

METHOD BLANK REPORT

GC Semivolatiles

Client Lot #...: 8K19258 **Work Order #...:** K3JGF1AA **Matrix.....:** SOLID
MB Lot-Sample #: A8K240000-039

Prep Date.....: 11/24/08
Analysis Date..: 11/27/08 **Prep Batch #...:** 8329039
Dilution Factor: 1

PARAMETER	RESULT	REPORTING LIMIT	UNITS	METHOD
Aroclor 1016	ND	33	ug/kg	SW846 8082
Aroclor 1221	ND	33	ug/kg	SW846 8082
Aroclor 1232	ND	33	ug/kg	SW846 8082
Aroclor 1242	ND	33	ug/kg	SW846 8082
Aroclor 1248	ND	33	ug/kg	SW846 8082
Aroclor 1254	ND	33	ug/kg	SW846 8082
Aroclor 1260	ND	33	ug/kg	SW846 8082

SURROGATE	PERCENT RECOVERY	RECOVERY LIMITS
Tetrachloro-m-xylene	73	(10 - 196)
Decachlorobiphenyl	73	(10 - 199)

NOTE(S):

Calculations are performed before rounding to avoid round-off errors in calculated results.

METHOD BLANK REPORT

GC Semivolatiles

Client Lot #...: 8K19258 **Work Order #...:** K3P841AA **Matrix.....:** SOLID
MB Lot-Sample #: A8K260000-378

Prep Date.....: 11/26/08
Analysis Date..: 12/02/08 **Prep Batch #...:** 8331378
Dilution Factor: 1

PARAMETER	RESULT	REPORTING LIMIT	UNITS	METHOD
Aroclor 1016	ND	33	ug/kg	SW846 8082
Aroclor 1221	ND	33	ug/kg	SW846 8082
Aroclor 1232	ND	33	ug/kg	SW846 8082
Aroclor 1242	ND	33	ug/kg	SW846 8082
Aroclor 1248	ND	33	ug/kg	SW846 8082
Aroclor 1254	ND	33	ug/kg	SW846 8082
Aroclor 1260	ND	33	ug/kg	SW846 8082

SURROGATE	PERCENT RECOVERY	RECOVERY LIMITS
Tetrachloro-m-xylene	97	(10 - 196)
Decachlorobiphenyl	103	(10 - 199)

NOTE(S):

Calculations are performed before rounding to avoid round-off errors in calculated results.

METHOD BLANK REPORT

TOTAL Metals

Client Lot #...: 8K19258 **Matrix.....:** SOLID

PARAMETER	RESULT	REPORTING LIMIT	UNITS	METHOD	PREPARATION-ANALYSIS DATE	WORK ORDER #
MB Lot-Sample #: A8K200000-024 **Prep Batch #...:** 8325024						
Aluminum	ND	20.0	mg/kg	SW846 6010B	11/20/08	K3ALF1AA
		Dilution Factor: 1				
Arsenic	ND	1.0	mg/kg	SW846 6010B	11/20/08	K3ALF1AR
		Dilution Factor: 1				
Antimony	ND	6.0	mg/kg	SW846 6010B	11/20/08	K3ALF1AC
		Dilution Factor: 1				
Lead	ND	0.30	mg/kg	SW846 6010B	11/20/08	K3ALF1AT
		Dilution Factor: 1				
Selenium	ND	0.50	mg/kg	SW846 6010B	11/20/08	K3ALF1AU
		Dilution Factor: 1				
Thallium	ND	1.0	mg/kg	SW846 6010B	11/20/08	K3ALF1AV
		Dilution Factor: 1				
Cadmium	ND	0.50	mg/kg	SW846 6010B	11/20/08	K3ALF1AD
		Dilution Factor: 1				
Chromium	ND	1.0	mg/kg	SW846 6010B	11/20/08	K3ALF1AE
		Dilution Factor: 1				
Cobalt	ND	5.0	mg/kg	SW846 6010B	11/20/08	K3ALF1AF
		Dilution Factor: 1				
Copper	ND	2.5	mg/kg	SW846 6010B	11/20/08	K3ALF1AG
		Dilution Factor: 1				
Iron	ND	10.0	mg/kg	SW846 6010B	11/20/08	K3ALF1AH
		Dilution Factor: 1				
Manganese	ND	1.5	mg/kg	SW846 6010B	11/20/08	K3ALF1AJ
		Dilution Factor: 1				
Nickel	ND	4.0	mg/kg	SW846 6010B	11/20/08	K3ALF1AK
		Dilution Factor: 1				
Potassium	ND	500	mg/kg	SW846 6010B	11/20/08	K3ALF1AL
		Dilution Factor: 1				
Silver	ND	1.0	mg/kg	SW846 6010B	11/20/08	K3ALF1AM
		Dilution Factor: 1				

(Continued on next page)

METHOD BLANK REPORT

TOTAL Metals

Client Lot #...: 8K19258 **Matrix.....:** SOLID

PARAMETER	RESULT	REPORTING LIMIT	UNITS	METHOD	PREPARATION-ANALYSIS DATE	WORK ORDER #
Sodium	ND	500	mg/kg	SW846 6010B	11/20/08	K3ALF1AN
		Dilution Factor: 1				
Vanadium	ND	5.0	mg/kg	SW846 6010B	11/20/08	K3ALF1AP
		Dilution Factor: 1				
Zinc	ND	2.0	mg/kg	SW846 6010B	11/20/08	K3ALF1AQ
		Dilution Factor: 1				
Mercury	ND	0.10	mg/kg	SW846 7471A	11/20-11/21/08	K3ALF1AW
		Dilution Factor: 1				

MB Lot-Sample #: A8K250000-017 **Prep Batch #...:** 8330017

Aluminum	ND	20.0	mg/kg	SW846 6010B	11/25-11/26/08	K3K4Q1AA
		Dilution Factor: 1				
Arsenic	ND	1.0	mg/kg	SW846 6010B	11/25-11/26/08	K3K4Q1AR
		Dilution Factor: 1				
Antimony	ND	6.0	mg/kg	SW846 6010B	11/25-11/26/08	K3K4Q1AC
		Dilution Factor: 1				
Lead	ND	0.30	mg/kg	SW846 6010B	11/25-11/26/08	K3K4Q1AT
		Dilution Factor: 1				
Selenium	ND	0.50	mg/kg	SW846 6010B	11/25-11/26/08	K3K4Q1AU
		Dilution Factor: 1				
Thallium	ND	1.0	mg/kg	SW846 6010B	11/25-11/26/08	K3K4Q1AV
		Dilution Factor: 1				
Cadmium	ND	0.50	mg/kg	SW846 6010B	11/25-11/26/08	K3K4Q1AD
		Dilution Factor: 1				
Chromium	ND	1.0	mg/kg	SW846 6010B	11/25-11/26/08	K3K4Q1AE
		Dilution Factor: 1				
Cobalt	ND	5.0	mg/kg	SW846 6010B	11/25-11/26/08	K3K4Q1AF
		Dilution Factor: 1				
Copper	ND	2.5	mg/kg	SW846 6010B	11/25-11/26/08	K3K4Q1AG
		Dilution Factor: 1				
Iron	ND	10.0	mg/kg	SW846 6010B	11/25-11/26/08	K3K4Q1AH
		Dilution Factor: 1				

(Continued on next page)

METHOD BLANK REPORT

TOTAL Metals

Client Lot #...: 8K19258 **Matrix.....:** SOLID

PARAMETER	RESULT	REPORTING LIMIT	UNITS	METHOD	PREPARATION-ANALYSIS DATE	WORK ORDER #
Manganese	ND	1.5	mg/kg	SW846 6010B	11/25-11/26/08	K3K4Q1AJ
		Dilution Factor: 1				
Nickel	ND	4.0	mg/kg	SW846 6010B	11/25-11/26/08	K3K4Q1AK
		Dilution Factor: 1				
Potassium	ND	500	mg/kg	SW846 6010B	11/25-11/26/08	K3K4Q1AL
		Dilution Factor: 1				
Silver	ND	1.0	mg/kg	SW846 6010B	11/25-11/26/08	K3K4Q1AM
		Dilution Factor: 1				
Sodium	ND	500	mg/kg	SW846 6010B	11/25-11/26/08	K3K4Q1AN
		Dilution Factor: 1				
Vanadium	ND	5.0	mg/kg	SW846 6010B	11/25-11/26/08	K3K4Q1AP
		Dilution Factor: 1				
Zinc	ND	2.0	mg/kg	SW846 6010B	11/25-11/26/08	K3K4Q1AQ
		Dilution Factor: 1				
Mercury	ND	0.10	mg/kg	SW846 7471A	11/25/08	K3K4Q1AW
		Dilution Factor: 1				

NOTE(S):

Calculations are performed before rounding to avoid round-off errors in calculated results.

METHOD BLANK REPORT

General Chemistry

Client Lot #...: 8K19258 **Matrix.....:** SOLID

PARAMETER	RESULT	REPORTING LIMIT	UNITS	METHOD	PREPARATION-ANALYSIS DATE	PREP BATCH #
Percent Solids		Work Order #: K3PEW1AA		MB Lot-Sample #:	A8K250000-501	
	ND	10.0	%	MCAWW 160.3 MOD	11/25-11/26/08	8330501
		Dilution Factor: 1				
Percent Solids		Work Order #: K3V031AA		MB Lot-Sample #:	A8L010000-478	
	ND	10.0	%	MCAWW 160.3 MOD	12/01-12/02/08	8336478
		Dilution Factor: 1				

NOTE(S):

Calculations are performed before rounding to avoid round-off errors in calculated results.

LABORATORY CONTROL SAMPLE EVALUATION REPORT

GC/MS Volatiles

Client Lot #...: 8K19258 **Work Order #...:** K3LN91AC-LCS **Matrix.....:** SOLID
LCS Lot-Sample#: A8K250000-298 K3LN91AD-LCSD
Prep Date.....: 11/21/08 **Analysis Date..:** 11/24/08
Prep Batch #...: 8330298
Dilution Factor: 1

PARAMETER	PERCENT RECOVERY	RECOVERY LIMITS	RPD	RPD LIMITS	METHOD
Benzene	**81**	**(75 - 129)**			**SW846 8260B**
	80	**(75 - 129)**	**1.8**	**(0-20)**	**SW846 8260B**
Chlorobenzene	**86**	**(75 - 127)**			**SW846 8260B**
	82	**(75 - 127)**	**4.1**	**(0-22)**	**SW846 8260B**
1,1-Dichloroethene	**88**	**(55 - 142)**			**SW846 8260B**
	81	**(55 - 142)**	**8.7**	**(0-27)**	**SW846 8260B**
Toluene	**80**	**(71 - 130)**			**SW846 8260B**
	78	**(71 - 130)**	**2.3**	**(0-24)**	**SW846 8260B**
Trichloroethene	**92**	**(70 - 131)**			**SW846 8260B**
	91	**(70 - 131)**	**1.2**	**(0-23)**	**SW846 8260B**

SURROGATE	PERCENT RECOVERY	RECOVERY LIMITS
Dibromofluoromethane	96	(59 - 138)
	96	(59 - 138)
1,2-Dichloroethane-d4	113	(61 - 130)
	116	(61 - 130)
Toluene-d8	82	(60 - 143)
	81	(60 - 143)
4-Bromofluorobenzene	94	(47 - 158)
	94	(47 - 158)

NOTE(S):

Calculations are performed before rounding to avoid round-off errors in calculated results.

Bold print denotes control parameters

LABORATORY CONTROL SAMPLE EVALUATION REPORT

GC/MS Volatiles

Client Lot #...: 8K19258 **Work Order #...:** K3N3G1AC-LCS **Matrix.....:** SOLID
LCS Lot-Sample#: A8K260000-142 K3N3G1AD-LCSD
Prep Date.....: 11/19/08 **Analysis Date..:** 11/25/08
Prep Batch #...: 8331142
Dilution Factor: 1

PARAMETER	PERCENT RECOVERY	RECOVERY LIMITS	RPD	RPD LIMITS	METHOD
Benzene	**82**	**(75 - 129)**			**SW846 8260B**
	79	**(75 - 129)**	**3.1**	**(0-20)**	**SW846 8260B**
Chlorobenzene	**84**	**(75 - 127)**			**SW846 8260B**
	84	**(75 - 127)**	**0.16**	**(0-22)**	**SW846 8260B**
1,1-Dichloroethene	**87**	**(55 - 142)**			**SW846 8260B**
	83	**(55 - 142)**	**4.4**	**(0-27)**	**SW846 8260B**
Toluene	**78**	**(71 - 130)**			**SW846 8260B**
	77	**(71 - 130)**	**1.0**	**(0-24)**	**SW846 8260B**
Trichloroethene	**93**	**(70 - 131)**			**SW846 8260B**
	90	**(70 - 131)**	**3.5**	**(0-23)**	**SW846 8260B**

SURROGATE	PERCENT RECOVERY	RECOVERY LIMITS
Dibromofluoromethane	94	(59 - 138)
	91	(59 - 138)
1,2-Dichloroethane-d4	112	(61 - 130)
	106	(61 - 130)
Toluene-d8	78	(60 - 143)
	76	(60 - 143)
4-Bromofluorobenzene	90	(47 - 158)
	87	(47 - 158)

NOTE(S):

Calculations are performed before rounding to avoid round-off errors in calculated results.

Bold print denotes control parameters

LABORATORY CONTROL SAMPLE EVALUATION REPORT

GC/MS Volatiles

Client Lot #...: 8K19258 **Work Order #...:** K3TM81AC-LCS **Matrix.....:** SOLID
LCS Lot-Sample#: A8K290000-034 K3TM81AD-LCSD
Prep Date.....: 11/28/08 **Analysis Date..:** 11/28/08
Prep Batch #...: 8334034
Dilution Factor: 1

PARAMETER	PERCENT RECOVERY	RECOVERY LIMITS	RPD	RPD LIMITS	METHOD
Benzene	**87**	**(75 - 129)**			**SW846 8260B**
	89	**(75 - 129)**	**2.7**	**(0-20)**	**SW846 8260B**
Chlorobenzene	**86**	**(75 - 127)**			**SW846 8260B**
	89	**(75 - 127)**	**2.5**	**(0-22)**	**SW846 8260B**
1,1-Dichloroethene	**98**	**(55 - 142)**			**SW846 8260B**
	104	**(55 - 142)**	**5.8**	**(0-27)**	**SW846 8260B**
Toluene	**84**	**(71 - 130)**			**SW846 8260B**
	87	**(71 - 130)**	**4.0**	**(0-24)**	**SW846 8260B**
Trichloroethene	**99**	**(70 - 131)**			**SW846 8260B**
	102	**(70 - 131)**	**3.6**	**(0-23)**	**SW846 8260B**

SURROGATE	PERCENT RECOVERY	RECOVERY LIMITS
Dibromofluoromethane	92	(59 - 138)
	93	(59 - 138)
1,2-Dichloroethane-d4	103	(61 - 130)
	100	(61 - 130)
Toluene-d8	79	(60 - 143)
	79	(60 - 143)
4-Bromofluorobenzene	92	(47 - 158)
	92	(47 - 158)

NOTE(S):

Calculations are performed before rounding to avoid round-off errors in calculated results.

Bold print denotes control parameters

LABORATORY CONTROL SAMPLE EVALUATION REPORT

GC/MS Volatiles

Client Lot #...: 8K19258 **Work Order #...:** K3V1J1AC-LCS **Matrix.....:** SOLID
LCS Lot-Sample#: A8L010000-503 K3V1J1AD-LCSD
Prep Date.....: 11/29/08 **Analysis Date..:** 11/29/08
Prep Batch #...: 8336503
Dilution Factor: 1

PARAMETER	PERCENT RECOVERY	RECOVERY LIMITS	RPD	RPD LIMITS	METHOD
Benzene	**88**	**(75 - 129)**			**SW846 8260B**
	89	**(75 - 129)**	**0.69**	**(0-20)**	**SW846 8260B**
Chlorobenzene	**87**	**(75 - 127)**			**SW846 8260B**
	89	**(75 - 127)**	**1.8**	**(0-22)**	**SW846 8260B**
1,1-Dichloroethene	**102**	**(55 - 142)**			**SW846 8260B**
	99	**(55 - 142)**	**3.2**	**(0-27)**	**SW846 8260B**
Toluene	**84**	**(71 - 130)**			**SW846 8260B**
	85	**(71 - 130)**	**1.3**	**(0-24)**	**SW846 8260B**
Trichloroethene	**100**	**(70 - 131)**			**SW846 8260B**
	99	**(70 - 131)**	**1.6**	**(0-23)**	**SW846 8260B**

SURROGATE	PERCENT RECOVERY	RECOVERY LIMITS
Dibromofluoromethane	92	(59 - 138)
	92	(59 - 138)
1,2-Dichloroethane-d4	103	(61 - 130)
	104	(61 - 130)
Toluene-d8	79	(60 - 143)
	81	(60 - 143)
4-Bromofluorobenzene	93	(47 - 158)
	94	(47 - 158)

NOTE(S):

Calculations are performed before rounding to avoid round-off errors in calculated results.

Bold print denotes control parameters

LABORATORY CONTROL SAMPLE EVALUATION REPORT

GC/MS Volatiles

Client Lot #...: 8K19258 **Work Order #...:** K3W181AC-LCS **Matrix.....:** SOLID
LCS Lot-Sample#: A8L020000-312 K3W181AD-LCSD
Prep Date.....: 12/01/08 **Analysis Date..:** 12/01/08
Prep Batch #...: 8337312
Dilution Factor: 1

PARAMETER	PERCENT RECOVERY	RECOVERY LIMITS	RPD	RPD LIMITS	METHOD
Benzene	**103**	**(75 - 129)**			**SW846 8260B**
	102	**(75 - 129)**	**1.3**	**(0-20)**	**SW846 8260B**
Chlorobenzene	**99**	**(75 - 127)**			**SW846 8260B**
	97	**(75 - 127)**	**2.2**	**(0-22)**	**SW846 8260B**
1,1-Dichloroethene	**113**	**(55 - 142)**			**SW846 8260B**
	112	**(55 - 142)**	**0.81**	**(0-27)**	**SW846 8260B**
Toluene	**104**	**(71 - 130)**			**SW846 8260B**
	101	**(71 - 130)**	**3.4**	**(0-24)**	**SW846 8260B**
Trichloroethene	**103**	**(70 - 131)**			**SW846 8260B**
	101	**(70 - 131)**	**2.0**	**(0-23)**	**SW846 8260B**

SURROGATE	PERCENT RECOVERY	RECOVERY LIMITS
Dibromofluoromethane	100	(59 - 138)
	102	(59 - 138)
1,2-Dichloroethane-d4	92	(61 - 130)
	92	(61 - 130)
Toluene-d8	103	(60 - 143)
	101	(60 - 143)
4-Bromofluorobenzene	105	(47 - 158)
	106	(47 - 158)

NOTE(S):

Calculations are performed before rounding to avoid round-off errors in calculated results.

Bold print denotes control parameters

LABORATORY CONTROL SAMPLE EVALUATION REPORT

GC/MS Volatiles

Client Lot #...: 8K19258 **Work Order #...:** K31L71AC-LCS **Matrix.....:** SOLID
LCS Lot-Sample#: A8L030000-462 K31L71AD-LCSD
Prep Date.....: 12/02/08 **Analysis Date..:** 12/02/08
Prep Batch #...: 8338462
Dilution Factor: 1

PARAMETER	PERCENT RECOVERY	RECOVERY LIMITS	RPD	RPD LIMITS	METHOD
Benzene	**91**	**(75 - 129)**			**SW846 8260B**
	90	**(75 - 129)**	**0.47**	**(0-20)**	**SW846 8260B**
Chlorobenzene	**90**	**(75 - 127)**			**SW846 8260B**
	89	**(75 - 127)**	**1.4**	**(0-22)**	**SW846 8260B**
1,1-Dichloroethene	**103**	**(55 - 142)**			**SW846 8260B**
	106	**(55 - 142)**	**3.1**	**(0-27)**	**SW846 8260B**
Toluene	**88**	**(71 - 130)**			**SW846 8260B**
	87	**(71 - 130)**	**0.76**	**(0-24)**	**SW846 8260B**
Trichloroethene	**101**	**(70 - 131)**			**SW846 8260B**
	101	**(70 - 131)**	**0.52**	**(0-23)**	**SW846 8260B**

SURROGATE	PERCENT RECOVERY	RECOVERY LIMITS
Dibromofluoromethane	91	(59 - 138)
	91	(59 - 138)
1,2-Dichloroethane-d4	102	(61 - 130)
	103	(61 - 130)
Toluene-d8	81	(60 - 143)
	79	(60 - 143)
4-Bromofluorobenzene	94	(47 - 158)
	92	(47 - 158)

NOTE(S):

Calculations are performed before rounding to avoid round-off errors in calculated results.

Bold print denotes control parameters

LABORATORY CONTROL SAMPLE EVALUATION REPORT

GC/MS Semivolatiles

Client Lot #...: 8K19258 **Work Order #...:** K3KJE1AC **Matrix.....:** SOLID
LCS Lot-Sample#: A8K240000-404
Prep Date.....: 11/24/08 **Analysis Date..:** 11/26/08
Prep Batch #...: 8329404
Dilution Factor: 1

PARAMETER	PERCENT RECOVERY	RECOVERY LIMITS	METHOD
Acenaphthene	**76**	**(46 - 110)**	**SW846 8270C**
1,2,4-Trichloro-benzene	**64**	**(43 - 110)**	**SW846 8270C**
1,4-Dichlorobenzene	**73**	**(38 - 110)**	**SW846 8270C**
4-Chloro-3-methylphenol	**81**	**(42 - 110)**	**SW846 8270C**
2-Chlorophenol	**73**	**(39 - 110)**	**SW846 8270C**
2,4-Dinitrotoluene	**82**	**(55 - 116)**	**SW846 8270C**
4-Nitrophenol	**85**	**(24 - 117)**	**SW846 8270C**
N-Nitrosodi-n-propyl-amine	**76**	**(40 - 114)**	**SW846 8270C**
Pentachlorophenol	**72**	**(10 - 110)**	**SW846 8270C**
Phenol	**73**	**(39 - 110)**	**SW846 8270C**
Pyrene	**88**	**(58 - 113)**	**SW846 8270C**

SURROGATE	PERCENT RECOVERY	RECOVERY LIMITS
Nitrobenzene-d5	69	(24 - 112)
2-Fluorobiphenyl	68	(34 - 110)
Terphenyl-d14	96	(41 - 119)
Phenol-d5	77	(28 - 110)
2-Fluorophenol	72	(26 - 110)
2,4,6-Tribromophenol	81	(10 - 118)

NOTE(S):

Calculations are performed before rounding to avoid round-off errors in calculated results.

Bold print denotes control parameters

LABORATORY CONTROL SAMPLE EVALUATION REPORT

GC/MS Semivolatiles

Client Lot #...: 8K19258 **Work Order #...:** K3NV61AC **Matrix.....:** SOLID
LCS Lot-Sample#: A8K260000-026
Prep Date.....: 11/26/08 **Analysis Date..:** 12/03/08
Prep Batch #...: 8331026
Dilution Factor: 1

PARAMETER	PERCENT RECOVERY	RECOVERY LIMITS	METHOD
Acenaphthene	**72**	**(46 - 110)**	**SW846 8270C**
1,2,4-Trichloro-benzene	**64**	**(43 - 110)**	**SW846 8270C**
1,4-Dichlorobenzene	**76**	**(38 - 110)**	**SW846 8270C**
4-Chloro-3-methylphenol	**70**	**(42 - 110)**	**SW846 8270C**
2-Chlorophenol	**73**	**(39 - 110)**	**SW846 8270C**
2,4-Dinitrotoluene	**76**	**(55 - 116)**	**SW846 8270C**
4-Nitrophenol	**69**	**(24 - 117)**	**SW846 8270C**
N-Nitrosodi-n-propyl-amine	**73**	**(40 - 114)**	**SW846 8270C**
Pentachlorophenol	**52**	**(10 - 110)**	**SW846 8270C**
Phenol	**73**	**(39 - 110)**	**SW846 8270C**
Pyrene	**87**	**(58 - 113)**	**SW846 8270C**

SURROGATE	PERCENT RECOVERY	RECOVERY LIMITS
Nitrobenzene-d5	64	(24 - 112)
2-Fluorobiphenyl	64	(34 - 110)
Terphenyl-d14	84	(41 - 119)
Phenol-d5	74	(28 - 110)
2-Fluorophenol	79	(26 - 110)
2,4,6-Tribromophenol	65	(10 - 118)

NOTE(S):

Calculations are performed before rounding to avoid round-off errors in calculated results.

Bold print denotes control parameters

LABORATORY CONTROL SAMPLE EVALUATION REPORT

GC Semivolatiles

Client Lot #...: 8K19258 **Work Order #...:** K3JGF1AC **Matrix.....:** SOLID
LCS Lot-Sample#: A8K240000-039
Prep Date.....: 11/24/08 **Analysis Date..:** 11/27/08
Prep Batch #...: 8329039
Dilution Factor: 1

PARAMETER	PERCENT RECOVERY	RECOVERY LIMITS	METHOD
Aroclor 1016	**79**	**(34 - 127)**	**SW846 8082**
Aroclor 1260	**73**	**(32 - 141)**	**SW846 8082**

SURROGATE	PERCENT RECOVERY	RECOVERY LIMITS
Tetrachloro-m-xylene	85	(10 - 196)
Decachlorobiphenyl	70	(10 - 199)

NOTE(S):

Calculations are performed before rounding to avoid round-off errors in calculated results.

Bold print denotes control parameters

LABORATORY CONTROL SAMPLE EVALUATION REPORT

GC Semivolatiles

Client Lot #...: 8K19258 **Work Order #...:** K3P841AC **Matrix.....:** SOLID
LCS Lot-Sample#: A8K260000-378
Prep Date.....: 11/26/08 **Analysis Date..:** 12/02/08
Prep Batch #...: 8331378
Dilution Factor: 1

PARAMETER	PERCENT RECOVERY	RECOVERY LIMITS	METHOD
Aroclor 1016	**93**	**(34 - 127)**	**SW846 8082**
Aroclor 1260	**99**	**(32 - 141)**	**SW846 8082**

SURROGATE	PERCENT RECOVERY	RECOVERY LIMITS
Tetrachloro-m-xylene	97	(10 - 196)
Decachlorobiphenyl	103	(10 - 199)

NOTE(S):

Calculations are performed before rounding to avoid round-off errors in calculated results.

Bold print denotes control parameters

LABORATORY CONTROL SAMPLE EVALUATION REPORT

TOTAL Metals

Client Lot #...: 8K19258 **Matrix.....:** SOLID

PARAMETER	PERCENT RECOVERY	RECOVERY LIMITS	METHOD	PREPARATION-ANALYSIS DATE	WORK ORDER #
LCS Lot-Sample#: A8K200000-024 **Prep Batch #...:** 8325024					
Aluminum	93	(80 - 120)	SW846 6010B Dilution Factor: 1	11/20/08	K3ALF1AX
Arsenic	88	(80 - 120)	SW846 6010B Dilution Factor: 1	11/20/08	K3ALF1CE
Antimony	87	(80 - 120)	SW846 6010B Dilution Factor: 1	11/20/08	K3ALF1A0
Lead	87	(80 - 120)	SW846 6010B Dilution Factor: 1	11/20/08	K3ALF1CF
Selenium	89	(80 - 120)	SW846 6010B Dilution Factor: 1	11/20/08	K3ALF1CG
Thallium	88	(80 - 120)	SW846 6010B Dilution Factor: 1	11/20/08	K3ALF1CH
Cadmium	88	(80 - 120)	SW846 6010B Dilution Factor: 1	11/20/08	K3ALF1A1
Chromium	92	(80 - 120)	SW846 6010B Dilution Factor: 1	11/20/08	K3ALF1A2
Cobalt	87	(80 - 120)	SW846 6010B Dilution Factor: 1	11/20/08	K3ALF1A3
Copper	96	(80 - 120)	SW846 6010B Dilution Factor: 1	11/20/08	K3ALF1A4
Iron	101	(73 - 137)	SW846 6010B Dilution Factor: 1	11/20/08	K3ALF1A5
Manganese	91	(80 - 120)	SW846 6010B Dilution Factor: 1	11/20/08	K3ALF1A6
Nickel	89	(80 - 120)	SW846 6010B Dilution Factor: 1	11/20/08	K3ALF1A7
Potassium	95	(80 - 120)	SW846 6010B Dilution Factor: 1	11/20/08	K3ALF1A8

(Continued on next page)

LABORATORY CONTROL SAMPLE EVALUATION REPORT

TOTAL Metals

Client Lot #...: 8K19258 **Matrix.....:** SOLID

PARAMETER	PERCENT RECOVERY	RECOVERY LIMITS	METHOD	PREPARATION-ANALYSIS DATE	WORK ORDER #
Silver	102	(80 - 120)	SW846 6010B	11/20/08	K3ALF1A9
		Dilution Factor: 1			
Sodium	91	(80 - 120)	SW846 6010B	11/20/08	K3ALF1CA
		Dilution Factor: 1			
Vanadium	92	(80 - 120)	SW846 6010B	11/20/08	K3ALF1CC
		Dilution Factor: 1			
Zinc	94	(80 - 120)	SW846 6010B	11/20/08	K3ALF1CD
		Dilution Factor: 1			
Mercury	100	(73 - 121)	SW846 7471A	11/20-11/21/08	K3ALF1CJ
		Dilution Factor: 1			
LCS Lot-Sample#: A8K250000-017		**Prep Batch #...:** 8330017			
Aluminum	93	(80 - 120)	SW846 6010B	11/25-11/26/08	K3K4Q1AX
		Dilution Factor: 1			
Arsenic	96	(80 - 120)	SW846 6010B	11/25-11/26/08	K3K4Q1CE
		Dilution Factor: 1			
Antimony	91	(80 - 120)	SW846 6010B	11/25-11/26/08	K3K4Q1A0
		Dilution Factor: 1			
Lead	96	(80 - 120)	SW846 6010B	11/25-11/26/08	K3K4Q1CF
		Dilution Factor: 1			
Selenium	95	(80 - 120)	SW846 6010B	11/25-11/26/08	K3K4Q1CG
		Dilution Factor: 1			
Thallium	91	(80 - 120)	SW846 6010B	11/25-11/26/08	K3K4Q1CH
		Dilution Factor: 1			
Cadmium	95	(80 - 120)	SW846 6010B	11/25-11/26/08	K3K4Q1A1
		Dilution Factor: 1			
Chromium	95	(80 - 120)	SW846 6010B	11/25-11/26/08	K3K4Q1A2
		Dilution Factor: 1			
Cobalt	94	(80 - 120)	SW846 6010B	11/25-11/26/08	K3K4Q1A3
		Dilution Factor: 1			

(Continued on next page)

LABORATORY CONTROL SAMPLE EVALUATION REPORT

TOTAL Metals

Client Lot #...: 8K19258 **Matrix.....:** SOLID

PARAMETER	PERCENT RECOVERY	RECOVERY LIMITS	METHOD	PREPARATION-ANALYSIS DATE	WORK ORDER #
Copper	96	(80 - 120)	SW846 6010B	11/25-11/26/08	K3K4Q1A4
		Dilution Factor: 1			
Iron	109	(73 - 137)	SW846 6010B	11/25-11/26/08	K3K4Q1A5
		Dilution Factor: 1			
Manganese	95	(80 - 120)	SW846 6010B	11/25-11/26/08	K3K4Q1A6
		Dilution Factor: 1			
Nickel	99	(80 - 120)	SW846 6010B	11/25-11/26/08	K3K4Q1A7
		Dilution Factor: 1			
Potassium	97	(80 - 120)	SW846 6010B	11/25-11/26/08	K3K4Q1A8
		Dilution Factor: 1			
Silver	105	(80 - 120)	SW846 6010B	11/25-11/26/08	K3K4Q1A9
		Dilution Factor: 1			
Sodium	91	(80 - 120)	SW846 6010B	11/25-11/26/08	K3K4Q1CA
		Dilution Factor: 1			
Vanadium	94	(80 - 120)	SW846 6010B	11/25-11/26/08	K3K4Q1CC
		Dilution Factor: 1			
Zinc	99	(80 - 120)	SW846 6010B	11/25-11/26/08	K3K4Q1CD
		Dilution Factor: 1			
Mercury	106	(73 - 121)	SW846 7471A	11/25/08	K3K4Q1CJ
		Dilution Factor: 1			

NOTE(S):

Calculations are performed before rounding to avoid round-off errors in calculated results.

MATRIX SPIKE SAMPLE EVALUATION REPORT

GC/MS Volatiles

Client Lot #...: 8K19258 **Work Order #...:** K27791AD-MS **Matrix.....:** SOLID
MS Lot-Sample #: A8K190122-019 K27791AE-MSD
Date Sampled...: 11/18/08 10:15 **Date Received..:** 11/18/08
Prep Date.....: 11/28/08 **Analysis Date..:** 11/28/08
Prep Batch #...: 8334034
Dilution Factor: 0.81 **% Moisture.....:** 20

PARAMETER	PERCENT RECOVERY	RECOVERY LIMITS	RPD	RPD LIMITS	METHOD
Benzene	**75**	**(55 - 138)**			**SW846 8260B**
	77	**(55 - 138)**	**6.6**	**(0-20)**	**SW846 8260B**
Chlorobenzene	**65**	**(49 - 139)**			**SW846 8260B**
	66	**(49 - 139)**	**5.8**	**(0-22)**	**SW846 8260B**
1,1-Dichloroethene	**89**	**(43 - 147)**			**SW846 8260B**
	88	**(43 - 147)**	**3.2**	**(0-27)**	**SW846 8260B**
Toluene	**69**	**(46 - 147)**			**SW846 8260B**
	70	**(46 - 147)**	**4.7**	**(0-24)**	**SW846 8260B**
Trichloroethene	**81**	**(46 - 143)**			**SW846 8260B**
	83	**(46 - 143)**	**6.6**	**(0-23)**	**SW846 8260B**

SURROGATE	PERCENT RECOVERY	RECOVERY LIMITS
Dibromofluoromethane	91	(59 - 138)
	90	(59 - 138)
1,2-Dichloroethane-d4	101	(61 - 130)
	101	(61 - 130)
Toluene-d8	81	(60 - 143)
	79	(60 - 143)
4-Bromofluorobenzene	94	(47 - 158)
	95	(47 - 158)

NOTE(S):

Calculations are performed before rounding to avoid round-off errors in calculated results.

Bold print denotes control parameters

Results and reporting limits have been adjusted for dry weight.

MATRIX SPIKE SAMPLE EVALUATION REPORT

GC/MS Volatiles

Client Lot #...: 8K19258 **Work Order #...:** K29GW1FG-MS **Matrix.....:** SO
MS Lot-Sample #: A8K190258-003 K29GW1FH-MSD
Date Sampled...: 11/18/08 13:00 **Date Received..:** 11/19/08
Prep Date.....: 12/01/08 **Analysis Date..:** 12/01/08
Prep Batch #...: 8337312
Dilution Factor: 0.88

PARAMETER	PERCENT RECOVERY	RECOVERY LIMITS	RPD	RPD LIMITS	METHOD
Benzene	**98**	**(55 - 138)**			**SW846 8260B**
	102	**(55 - 138)**	**2.0**	**(0-20)**	**SW846 8260B**
Chlorobenzene	**88**	**(49 - 139)**			**SW846 8260B**
	97	**(49 - 139)**	**3.7**	**(0-22)**	**SW846 8260B**
1,1-Dichloroethene	**138**	**(43 - 147)**			**SW846 8260B**
	128	**(43 - 147)**	**13**	**(0-27)**	**SW846 8260B**
Toluene	**116**	**(46 - 147)**			**SW846 8260B**
	126	**(46 - 147)**	**1.8**	**(0-24)**	**SW846 8260B**
Trichloroethene	**85**	**(46 - 143)**			**SW846 8260B**
	87	**(46 - 143)**	**4.2**	**(0-23)**	**SW846 8260B**

SURROGATE	PERCENT RECOVERY	RECOVERY LIMITS
Dibromofluoromethane	113	(59 - 138)
	117	(59 - 138)
1,2-Dichloroethane-d4	106	(61 - 130)
	110	(61 - 130)
Toluene-d8	70	(60 - 143)
	75	(60 - 143)
4-Bromofluorobenzene	59	(47 - 158)
	74	(47 - 158)

NOTE(S):

Calculations are performed before rounding to avoid round-off errors in calculated results.

Bold print denotes control parameters

Results and reporting limits have been adjusted for dry weight.

MATRIX SPIKE SAMPLE EVALUATION REPORT

GC/MS Volatiles

Client Lot #...: 8K19258 **Work Order #...:** K3KVF1AL-MS **Matrix.....:** SOLID
MS Lot-Sample #: A8K240176-014 K3KVF1AM-MSD
Date Sampled...: 11/20/08 09:30 **Date Received..:** 11/21/08
Prep Date.....: 12/02/08 **Analysis Date..:** 12/02/08
Prep Batch #...: 8338462
Dilution Factor: 0.92 **% Moisture.....:** 21

PARAMETER	PERCENT RECOVERY	RECOVERY LIMITS	RPD	RPD LIMITS	METHOD
Benzene	**87**	**(55 - 138)**			**SW846 8260B**
	74	**(55 - 138)**	**19**	**(0-20)**	**SW846 8260B**
Chlorobenzene	**81**	**(49 - 139)**			**SW846 8260B**
	65 p	**(49 - 139)**	**24**	**(0-22)**	**SW846 8260B**
1,1-Dichloroethene	**103**	**(43 - 147)**			**SW846 8260B**
	92	**(43 - 147)**	**15**	**(0-27)**	**SW846 8260B**
Toluene	**83**	**(46 - 147)**			**SW846 8260B**
	70	**(46 - 147)**	**20**	**(0-24)**	**SW846 8260B**
Trichloroethene	**96**	**(46 - 143)**			**SW846 8260B**
	81	**(46 - 143)**	**20**	**(0-23)**	**SW846 8260B**

SURROGATE	PERCENT RECOVERY	RECOVERY LIMITS
Dibromofluoromethane	92	(59 - 138)
	93	(59 - 138)
1,2-Dichloroethane-d4	100	(61 - 130)
	105	(61 - 130)
Toluene-d8	81	(60 - 143)
	80	(60 - 143)
4-Bromofluorobenzene	98	(47 - 158)
	96	(47 - 158)

NOTE(S):

Calculations are performed before rounding to avoid round-off errors in calculated results.

Bold print denotes control parameters

Results and reporting limits have been adjusted for dry weight.

p Relative percent difference (RPD) is outside stated control limits.

MATRIX SPIKE SAMPLE EVALUATION REPORT

GC/MS Semivolatiles

Client Lot #...: 8K19258 **Work Order #...:** K29GW1D1-MS **Matrix.....:** SO
MS Lot-Sample #: A8K190258-003 K29GW1D2-MSD
Date Sampled...: 11/18/08 13:00 **Date Received..:** 11/19/08
Prep Date.....: 11/24/08 **Analysis Date..:** 11/26/08
Prep Batch #...: 8329404
Dilution Factor: 25

PARAMETER	PERCENT RECOVERY	RECOVERY LIMITS	RPD	RPD LIMITS	METHOD
Acenaphthene	**82 DIL**	**(10 - 200)**			**SW846 8270C**
	77 DIL	**(10 - 200)**	**6.6**	**(0-30)**	**SW846 8270C**
1,2,4-Trichloro-benzene	**76 DIL**	**(33 - 110)**			**SW846 8270C**
	64 DIL	**(33 - 110)**	**17**	**(0-30)**	**SW846 8270C**
1,4-Dichlorobenzene	**80 DIL**	**(26 - 110)**			**SW846 8270C**
	71 DIL	**(26 - 110)**	**12**	**(0-30)**	**SW846 8270C**
4-Chloro-3-methylphenol	**90 DIL**	**(32 - 117)**			**SW846 8270C**
	80 DIL	**(32 - 117)**	**12**	**(0-30)**	**SW846 8270C**
2-Chlorophenol	**72 DIL**	**(32 - 110)**			**SW846 8270C**
	62 DIL	**(32 - 110)**	**15**	**(0-30)**	**SW846 8270C**
2,4-Dinitrotoluene	**175 DIL,a**	**(42 - 118)**			**SW846 8270C**
	177 DIL,a	**(42 - 118)**	**0.82**	**(0-30)**	**SW846 8270C**
4-Nitrophenol	**0.0 DIL,a**	**(10 - 125)**			**SW846 8270C**
	0.0 DIL,a	**(10 - 125)**	**0.0**	**(0-30)**	**SW846 8270C**
N-Nitrosodi-n-propyl-amine	**86 DIL**	**(30 - 121)**			**SW846 8270C**
	65 DIL	**(30 - 121)**	**27**	**(0-30)**	**SW846 8270C**
Pentachlorophenol	**0.0 DIL,a**	**(10 - 182)**			**SW846 8270C**
	0.0 DIL,a	**(10 - 182)**	**0.0**	**(0-30)**	**SW846 8270C**
Phenol	**72 DIL**	**(10 - 144)**			**SW846 8270C**
	59 DIL	**(10 - 144)**	**19**	**(0-30)**	**SW846 8270C**
Pyrene	**87 DIL**	**(10 - 200)**			**SW846 8270C**
	74 DIL	**(10 - 200)**	**11**	**(0-30)**	**SW846 8270C**

SURROGATE	PERCENT RECOVERY	RECOVERY LIMITS
Nitrobenzene-d5	69 DIL	(24 - 112)
	56 DIL	(24 - 112)
2-Fluorobiphenyl	75 DIL	(34 - 110)
	67 DIL	(34 - 110)
Terphenyl-d14	93 DIL	(41 - 119)
	86 DIL	(41 - 119)
Phenol-d5	78 DIL	(28 - 110)
	70 DIL	(28 - 110)
2-Fluorophenol	62 DIL	(26 - 110)
	49 DIL	(26 - 110)

(Continued on next page)

MATRIX SPIKE SAMPLE EVALUATION REPORT

GC/MS Semivolatiles

Client Lot #...: 8K19258 **Work Order #...:** K29GW1D1-MS **Matrix.....:** SO
MS Lot-Sample #: A8K190258-003 K29GW1D2-MSD

SURROGATE	PERCENT RECOVERY	RECOVERY LIMITS
2,4,6-Tribromophenol	114 DIL	(10 - 118)
	120	(10 - 118)

Qualifiers: DIL,*

NOTE(S):

Calculations are performed before rounding to avoid round-off errors in calculated results.

Bold print denotes control parameters

DIL The concentration is estimated or not reported due to dilution or the presence of interfering analytes.

Results and reporting limits have been adjusted for dry weight.

* Surrogate recovery is outside stated control limits.

a Spiked analyte recovery is outside stated control limits.

MATRIX SPIKE SAMPLE EVALUATION REPORT

GC/MS Semivolatiles

Client Lot #...: 8K19258 **Work Order #...:** K3DK11AC-MS **Matrix.....:** SOLID
MS Lot-Sample #: A8K200287-002 K3DK11AD-MSD
Date Sampled...: 11/19/08 10:38 **Date Received..:** 11/20/08
Prep Date.....: 11/24/08 **Analysis Date..:** 11/26/08
Prep Batch #...: 8329404
Dilution Factor: 1 **% Moisture.....:** 20

PARAMETER	PERCENT RECOVERY	RECOVERY LIMITS	RPD	RPD LIMITS	METHOD
Acenaphthene	**68**	**(10 - 200)**			**SW846 8270C**
	23 p	**(10 - 200)**	**100**	**(0-30)**	**SW846 8270C**
1,2,4-Trichloro-benzene	**59**	**(33 - 110)**			**SW846 8270C**
	14 a,p	**(33 - 110)**	**124**	**(0-30)**	**SW846 8270C**
1,4-Dichlorobenzene	**64**	**(26 - 110)**			**SW846 8270C**
	15 a,p	**(26 - 110)**	**124**	**(0-30)**	**SW846 8270C**
4-Chloro-3-methylphenol	**78**	**(32 - 117)**			**SW846 8270C**
	30 a,p	**(32 - 117)**	**90**	**(0-30)**	**SW846 8270C**
2-Chlorophenol	**66**	**(32 - 110)**			**SW846 8270C**
	15 a,p	**(32 - 110)**	**125**	**(0-30)**	**SW846 8270C**
2,4-Dinitrotoluene	**72**	**(42 - 118)**			**SW846 8270C**
	30 a,p	**(42 - 118)**	**83**	**(0-30)**	**SW846 8270C**
4-Nitrophenol	**64**	**(10 - 125)**			**SW846 8270C**
	26 p	**(10 - 125)**	**85**	**(0-30)**	**SW846 8270C**
N-Nitrosodi-n-propyl-amine	**68**	**(30 - 121)**			**SW846 8270C**
	16 a,p	**(30 - 121)**	**124**	**(0-30)**	**SW846 8270C**
Pentachlorophenol	**22**	**(10 - 182)**			**SW846 8270C**
	12 p	**(10 - 182)**	**55**	**(0-30)**	**SW846 8270C**
Phenol	**67**	**(10 - 144)**			**SW846 8270C**
	16 p	**(10 - 144)**	**122**	**(0-30)**	**SW846 8270C**
Pyrene	**79**	**(10 - 200)**			**SW846 8270C**
	29 p	**(10 - 200)**	**83**	**(0-30)**	**SW846 8270C**

SURROGATE	PERCENT RECOVERY	RECOVERY LIMITS
Nitrobenzene-d5	60	(24 - 112)
	14 *	(24 - 112)
2-Fluorobiphenyl	60	(34 - 110)
	17 *	(34 - 110)
Terphenyl-d14	86	(41 - 119)
	33 *	(41 - 119)
Phenol-d5	70	(28 - 110)
	17 *	(28 - 110)
2-Fluorophenol	73	(26 - 110)
	14 *	(26 - 110)

(Continued on next page)

MATRIX SPIKE SAMPLE EVALUATION REPORT

GC/MS Semivolatiles

Client Lot #...: 8K19258 **Work Order #...:** K3DK11AC-MS **Matrix.....:** SOLID
MS Lot-Sample #: A8K200287-002 K3DK11AD-MSD

SURROGATE	PERCENT RECOVERY	RECOVERY LIMITS
2,4,6-Tribromophenol	74	(10 - 118)
	31	(10 - 118)

NOTE(S):

Calculations are performed before rounding to avoid round-off errors in calculated results.

Bold print denotes control parameters

p Relative percent difference (RPD) is outside stated control limits.

Results and reporting limits have been adjusted for dry weight.

a Spiked analyte recovery is outside stated control limits.

* Surrogate recovery is outside stated control limits.

MATRIX SPIKE SAMPLE EVALUATION REPORT

GC/MS Semivolatiles

Client Lot #...: 8K19258 **Work Order #...:** K3KVA1EE-MS **Matrix.....:** SOLID
MS Lot-Sample #: A8K240176-011 K3KVA1EF-MSD
Date Sampled...: 11/20/08 09:05 **Date Received..:** 11/21/08
Prep Date.....: 11/26/08 **Analysis Date..:** 12/02/08
Prep Batch #...: 8331026
Dilution Factor: 1 **% Moisture.....:** 15

PARAMETER	PERCENT RECOVERY	RECOVERY LIMITS	RPD	RPD LIMITS	METHOD
Acenaphthene	**71**	**(10 - 200)**			**SW846 8270C**
	69	**(10 - 200)**	**2.6**	**(0-30)**	**SW846 8270C**
1,2,4-Trichloro-benzene	**66**	**(33 - 110)**			**SW846 8270C**
	64	**(33 - 110)**	**2.6**	**(0-30)**	**SW846 8270C**
1,4-Dichlorobenzene	**77**	**(26 - 110)**			**SW846 8270C**
	72	**(26 - 110)**	**5.6**	**(0-30)**	**SW846 8270C**
4-Chloro-3-methylphenol	**61**	**(32 - 117)**			**SW846 8270C**
	64	**(32 - 117)**	**3.6**	**(0-30)**	**SW846 8270C**
2-Chlorophenol	**72**	**(32 - 110)**			**SW846 8270C**
	68	**(32 - 110)**	**5.3**	**(0-30)**	**SW846 8270C**
2,4-Dinitrotoluene	**73**	**(42 - 118)**			**SW846 8270C**
	73	**(42 - 118)**	**0.07**	**(0-30)**	**SW846 8270C**
4-Nitrophenol	**40**	**(10 - 125)**			**SW846 8270C**
	44	**(10 - 125)**	**8.4**	**(0-30)**	**SW846 8270C**
N-Nitrosodi-n-propyl-amine	**69**	**(30 - 121)**			**SW846 8270C**
	68	**(30 - 121)**	**1.4**	**(0-30)**	**SW846 8270C**
Pentachlorophenol	**39**	**(10 - 182)**			**SW846 8270C**
	40	**(10 - 182)**	**0.52**	**(0-30)**	**SW846 8270C**
Phenol	**71**	**(10 - 144)**			**SW846 8270C**
	67	**(10 - 144)**	**5.4**	**(0-30)**	**SW846 8270C**
Pyrene	**81**	**(10 - 200)**			**SW846 8270C**
	78	**(10 - 200)**	**3.4**	**(0-30)**	**SW846 8270C**

SURROGATE	PERCENT RECOVERY	RECOVERY LIMITS
Nitrobenzene-d5	67	(24 - 112)
	60	(24 - 112)
2-Fluorobiphenyl	66	(34 - 110)
	62	(34 - 110)
Terphenyl-d14	82	(41 - 119)
	75	(41 - 119)
Phenol-d5	74	(28 - 110)
	66	(28 - 110)
2-Fluorophenol	79	(26 - 110)
	72	(26 - 110)

(Continued on next page)

MATRIX SPIKE SAMPLE EVALUATION REPORT

GC/MS Semivolatiles

Client Lot #...: 8K19258 **Work Order #...:** K3KVA1EE-MS **Matrix.....:** SOLID
MS Lot-Sample #: A8K240176-011 K3KVA1EF-MSD

SURROGATE	PERCENT RECOVERY	RECOVERY LIMITS
2,4,6-Tribromophenol	59	(10 - 118)
	56	(10 - 118)

NOTE(S):

Calculations are performed before rounding to avoid round-off errors in calculated results.

Bold print denotes control parameters

Results and reporting limits have been adjusted for dry weight.

MATRIX SPIKE SAMPLE EVALUATION REPORT

GC Semivolatiles

Client Lot #...: 8K19258 **Work Order #...:** K29GW1FD-MS **Matrix.....:** SO
MS Lot-Sample #: A8K190258-003 K29GW1FE-MSD
Date Sampled...: 11/18/08 13:00 **Date Received..:** 11/19/08
Prep Date.....: 11/24/08 **Analysis Date..:** 11/27/08
Prep Batch #...: 8329039
Dilution Factor: 5

PARAMETER	PERCENT RECOVERY	RECOVERY LIMITS	RPD	RPD LIMITS	METHOD
Aroclor 1016	**65 DIL**	**(10 - 199)**			**SW846 8082**
	78 DIL	**(10 - 199)**	**18**	**(0-30)**	**SW846 8082**
Aroclor 1260	**53 DIL**	**(10 - 199)**			**SW846 8082**
	60 DIL	**(10 - 199)**	**13**	**(0-30)**	**SW846 8082**

SURROGATE	PERCENT RECOVERY	RECOVERY LIMITS
Tetrachloro-m-xylene	62 DIL	(10 - 196)
	73 DIL	(10 - 196)
Decachlorobiphenyl	221	(10 - 199)
	Qualifiers: DIL,*	
	71 DIL	(10 - 199)

NOTE(S):

Calculations are performed before rounding to avoid round-off errors in calculated results.

Bold print denotes control parameters

DIL The concentration is estimated or not reported due to dilution or the presence of interfering analytes.

Results and reporting limits have been adjusted for dry weight.

* Surrogate recovery is outside stated control limits.

MATRIX SPIKE SAMPLE EVALUATION REPORT

GC Semivolatiles

Client Lot #...: 8K19258 **Work Order #...:** K3KWT1A5-MS **Matrix.....:** SO
MS Lot-Sample #: A8K240181-001 K3KWT1A6-MSD
Date Sampled...: 11/20/08 12:05 **Date Received..:** 11/21/08
Prep Date.....: 11/26/08 **Analysis Date..:** 12/02/08
Prep Batch #...: 8331378
Dilution Factor: 1

PARAMETER	PERCENT RECOVERY	RECOVERY LIMITS	RPD	RPD LIMITS	METHOD
Aroclor 1016	**93**	**(10 - 199)**			**SW846 8082**
	92	**(10 - 199)**	**0.29**	**(0-30)**	**SW846 8082**
Aroclor 1260	**94**	**(10 - 199)**			**SW846 8082**
	94	**(10 - 199)**	**0.48**	**(0-30)**	**SW846 8082**

SURROGATE	PERCENT RECOVERY	RECOVERY LIMITS
Tetrachloro-m-xylene	87	(10 - 196)
	88	(10 - 196)
Decachlorobiphenyl	103	(10 - 199)
	100	(10 - 199)

NOTE(S):

Calculations are performed before rounding to avoid round-off errors in calculated results.

Bold print denotes control parameters

Results and reporting limits have been adjusted for dry weight.

MATRIX SPIKE SAMPLE EVALUATION REPORT

TOTAL Metals

Client Lot #...: 8K19258 **Matrix.....:** SOLID
Date Sampled...: 11/18/08 08:25 **Date Received..:** 11/19/08

PARAMETER	PERCENT RECOVERY	RECOVERY LIMITS	RPD	RPD LIMITS	METHOD	PREPARATION-ANALYSIS DATE	WORK ORDER #
MS Lot-Sample #: A8K190212-001 **Prep Batch #...:** 8325024						**% Moisture.....:** 12	
Lead	192 N	(75 - 125)			SW846 6010B	11/20-11/21/08	K284P1AN
	227 N	(75 - 125)	7.9	(0-20)	SW846 6010B	11/20-11/21/08	K284P1AP
		Dilution Factor: 10					
Cadmium	78	(75 - 125)			SW846 6010B	11/20-11/21/08	K284P1AL
	135 N,*	(75 - 125)	34	(0-20)	SW846 6010B	11/20/08	K284P1AM
		Dilution Factor: 10					

NOTE(S):

Calculations are performed before rounding to avoid round-off errors in calculated results.

Results and reporting limits have been adjusted for dry weight.

N Spiked analyte recovery is outside stated control limits.

* Relative percent difference (RPD) is outside stated control limits.

MATRIX SPIKE SAMPLE EVALUATION REPORT

TOTAL Metals

Client Lot #...: 8K19258 **Matrix.....:** SOLID
Date Sampled...: 11/18/08 08:40 **Date Received..:** 11/19/08

PARAMETER	PERCENT RECOVERY	RECOVERY LIMITS	RPD	RPD LIMITS	METHOD	PREPARATION-ANALYSIS DATE	WORK ORDER #
MS Lot-Sample #: A8K190212-004 **Prep Batch #...:** 8325024						**% Moisture.....:** 6.2	
Lead	80	(75 - 125)			SW846 6010B	11/20/08	K285C1AJ
	74 N	(75 - 125)	7.4	(0-20)	SW846 6010B	11/20/08	K285C1AK
		Dilution Factor: 1					
Cadmium	78	(75 - 125)			SW846 6010B	11/20/08	K285C1AF
	73 N	(75 - 125)	5.5	(0-20)	SW846 6010B	11/20/08	K285C1AG
		Dilution Factor: 1					

NOTE(S):

Calculations are performed before rounding to avoid round-off errors in calculated results.

Results and reporting limits have been adjusted for dry weight.

N Spiked analyte recovery is outside stated control limits.

MATRIX SPIKE SAMPLE EVALUATION REPORT

TOTAL Metals

Client Lot #...: 8K19258 **Matrix.....:** SO
Date Sampled...: 11/18/08 13:00 **Date Received..:** 11/19/08

PARAMETER	PERCENT RECOVERY	RECOVERY LIMITS	RPD	RPD LIMITS	METHOD	PREPARATION-ANALYSIS DATE	WORK ORDER #
MS Lot-Sample #: A8K190258-003 **Prep Batch #...:** 8325024							
Aluminum	NC,MSB	(75 - 125)			SW846 6010B	11/20/08	K29GW1D5
	NC,MSB	(75 - 125)		(0-20)	SW846 6010B	11/20/08	K29GW1D6
		Dilution Factor: 1					
Arsenic	76	(75 - 125)			SW846 6010B	11/20/08	K29GW1EE
	78	(75 - 125)	2.6	(0-20)	SW846 6010B	11/20/08	K29GW1EF
		Dilution Factor: 1					
Antimony	37 N	(75 - 125)			SW846 6010B	11/20/08	K29GW1D7
	39 N	(75 - 125)	3.2	(0-20)	SW846 6010B	11/20/08	K29GW1D8
		Dilution Factor: 1					
Lead	73 N	(75 - 125)			SW846 6010B	11/20/08	K29GW1EG
	75	(75 - 125)	2.7	(0-20)	SW846 6010B	11/20/08	K29GW1EH
		Dilution Factor: 1					
Selenium	77	(75 - 125)			SW846 6010B	11/20/08	K29GW1E1
	78	(75 - 125)	1.9	(0-20)	SW846 6010B	11/20/08	K29GW1E2
		Dilution Factor: 1					
Thallium	75	(75 - 125)			SW846 6010B	11/20/08	K29GW1E3
	77	(75 - 125)	2.8	(0-20)	SW846 6010B	11/20/08	K29GW1E4
		Dilution Factor: 1					
Cadmium	74 N	(75 - 125)			SW846 6010B	11/20/08	K29GW1D9
	76	(75 - 125)	1.8	(0-20)	SW846 6010B	11/20/08	K29GW1EA
		Dilution Factor: 1					
Chromium	85	(75 - 125)			SW846 6010B	11/20/08	K29GW1DN
	94	(75 - 125)	7.4	(0-20)	SW846 6010B	11/20/08	K29GW1DP
		Dilution Factor: 1					
Cobalt	73 N	(75 - 125)			SW846 6010B	11/20/08	K29GW1DQ
	76	(75 - 125)	3.1	(0-20)	SW846 6010B	11/20/08	K29GW1DR
		Dilution Factor: 1					
Copper	79	(75 - 125)			SW846 6010B	11/20/08	K29GW1DT
	82	(75 - 125)	1.9	(0-20)	SW846 6010B	11/20/08	K29GW1DU
		Dilution Factor: 1					

(Continued on next page)

MATRIX SPIKE SAMPLE EVALUATION REPORT

TOTAL Metals

Client Lot #...: 8K19258 **Matrix.....:** SO
Date Sampled...: 11/18/08 13:00 **Date Received..:** 11/19/08

PARAMETER	PERCENT RECOVERY	RECOVERY LIMITS	RPD	RPD LIMITS	METHOD	PREPARATION-ANALYSIS DATE	WORK ORDER #
Iron	NC,MSB	(75 - 125)			SW846 6010B	11/20/08	K29GW1EJ
	NC,MSB	(75 - 125)		(0-20)	SW846 6010B	11/20/08	K29GW1EK
		Dilution Factor: 1					
Manganese	NC,MSB	(75 - 125)			SW846 6010B	11/20/08	K29GW1EL
	NC,MSB	(75 - 125)		(0-20)	SW846 6010B	11/20/08	K29GW1EM
		Dilution Factor: 1					
Nickel	73 N	(75 - 125)			SW846 6010B	11/20/08	K29GW1EN
	76	(75 - 125)	3.1	(0-20)	SW846 6010B	11/20/08	K29GW1EP
		Dilution Factor: 1					
Potassium	91	(75 - 125)			SW846 6010B	11/20/08	K29GW1EQ
	95	(75 - 125)	3.7	(0-20)	SW846 6010B	11/20/08	K29GW1ER
		Dilution Factor: 1					
Silver	88	(75 - 125)			SW846 6010B	11/20/08	K29GW1ET
	90	(75 - 125)	2.1	(0-20)	SW846 6010B	11/20/08	K29GW1EU
		Dilution Factor: 1					
Sodium	80	(75 - 125)			SW846 6010B	11/20/08	K29GW1EV
	81	(75 - 125)	2.2	(0-20)	SW846 6010B	11/20/08	K29GW1EW
		Dilution Factor: 1					
Vanadium	87	(75 - 125)			SW846 6010B	11/20/08	K29GW1EX
	93	(75 - 125)	4.8	(0-20)	SW846 6010B	11/20/08	K29GW1E0
		Dilution Factor: 1					
Zinc	81	(75 - 125)			SW846 6010B	11/20/08	K29GW1EC
	87	(75 - 125)	3.9	(0-20)	SW846 6010B	11/20/08	K29GW1ED
		Dilution Factor: 1					
Mercury	99	(11 - 192)			SW846 7471A	11/20-11/21/08	K29GW1E5
	97	(11 - 192)	2.3	(0-20)	SW846 7471A	11/20-11/21/08	K29GW1E6
		Dilution Factor: 1					

NOTE(S):

Calculations are performed before rounding to avoid round-off errors in calculated results.

Results and reporting limits have been adjusted for dry weight.

NC The recovery and/or RPD were not calculated.

MSB The recovery and RPD were not calculated because the sample amount was greater than four times the spike amount.

N Spiked analyte recovery is outside stated control limits.

MATRIX SPIKE SAMPLE EVALUATION REPORT

TOTAL Metals

Client Lot #...: 8K19258 **Matrix.....:** SOLID
Date Sampled...: 11/20/08 09:05 **Date Received..:** 11/21/08

PARAMETER	PERCENT RECOVERY	RECOVERY LIMITS	RPD	RPD LIMITS	METHOD	PREPARATION-ANALYSIS DATE	WORK ORDER #
MS Lot-Sample #: A8K240176-011 **Prep Batch #...:** 8330017						**% Moisture.....:** 15	
Aluminum	NC,MSB	(75 - 125)			SW846 6010B	11/25-11/26/08	K3KVA1AJ
	NC,MSB	(75 - 125)		(0-20)	SW846 6010B	11/25-11/26/08	K3KVA1AK
		Dilution Factor: 1					
Arsenic	90	(75 - 125)			SW846 6010B	11/25-11/26/08	K3KVA1CX
	88	(75 - 125)	2.3	(0-20)	SW846 6010B	11/25-11/26/08	K3KVA1C0
		Dilution Factor: 1					
Antimony	32 N	(75 - 125)			SW846 6010B	11/25-11/26/08	K3KVA1AM
	32 N	(75 - 125)	1.2	(0-20)	SW846 6010B	11/25-11/26/08	K3KVA1AN
		Dilution Factor: 1					
Lead	70 N	(75 - 125)			SW846 6010B	11/25-11/26/08	K3KVA1C2
	80	(75 - 125)	8.7	(0-20)	SW846 6010B	11/25-11/26/08	K3KVA1C3
		Dilution Factor: 1					
Selenium	89	(75 - 125)			SW846 6010B	11/25-11/26/08	K3KVA1C5
	85	(75 - 125)	3.9	(0-20)	SW846 6010B	11/25-11/26/08	K3KVA1C6
		Dilution Factor: 1					
Thallium	84	(75 - 125)			SW846 6010B	11/25-11/26/08	K3KVA1C8
	80	(75 - 125)	4.4	(0-20)	SW846 6010B	11/25-11/26/08	K3KVA1C9
		Dilution Factor: 1					
Cadmium	87	(75 - 125)			SW846 6010B	11/25-11/26/08	K3KVA1AQ
	90	(75 - 125)	2.4	(0-20)	SW846 6010B	11/25-11/26/08	K3KVA1AR
		Dilution Factor: 1					
Chromium	100	(75 - 125)			SW846 6010B	11/25-11/26/08	K3KVA1AU
	103	(75 - 125)	1.6	(0-20)	SW846 6010B	11/25-11/26/08	K3KVA1AV
		Dilution Factor: 1					
Cobalt	87	(75 - 125)			SW846 6010B	11/25-11/26/08	K3KVA1AX
	98	(75 - 125)	11	(0-20)	SW846 6010B	11/25-11/26/08	K3KVA1A0
		Dilution Factor: 1					
Copper	88	(75 - 125)			SW846 6010B	11/25-11/26/08	K3KVA1A2
	89	(75 - 125)	0.79	(0-20)	SW846 6010B	11/25-11/26/08	K3KVA1A3
		Dilution Factor: 1					

(Continued on next page)

MATRIX SPIKE SAMPLE EVALUATION REPORT

TOTAL Metals

Client Lot #...: 8K19258 **Matrix.....:** SOLID
Date Sampled...: 11/20/08 09:05 **Date Received..:** 11/21/08

PARAMETER	PERCENT RECOVERY	RECOVERY LIMITS	RPD	RPD LIMITS	METHOD	PREPARATION-ANALYSIS DATE	WORK ORDER #
Iron	NC,MSB	(75 - 125)			SW846 6010B	11/25-11/26/08	K3KVA1A5
	NC,MSB	(75 - 125)		(0-20)	SW846 6010B	11/25-11/26/08	K3KVA1A6
		Dilution Factor: 1					
Manganese	NC,MSB	(75 - 125)			SW846 6010B	11/25-11/26/08	K3KVA1A8
	NC,MSB	(75 - 125)		(0-20)	SW846 6010B	11/25-11/26/08	K3KVA1A9
		Dilution Factor: 1					
Nickel	92	(75 - 125)			SW846 6010B	11/25-11/26/08	K3KVA1CC
	99	(75 - 125)	5.9	(0-20)	SW846 6010B	11/25-11/26/08	K3KVA1CD
		Dilution Factor: 1					
Potassium	101	(75 - 125)			SW846 6010B	11/25-11/26/08	K3KVA1CF
	97	(75 - 125)	3.8	(0-20)	SW846 6010B	11/25-11/26/08	K3KVA1CG
		Dilution Factor: 1					
Silver	98	(75 - 125)			SW846 6010B	11/25-11/26/08	K3KVA1CJ
	93	(75 - 125)	5.3	(0-20)	SW846 6010B	11/25-11/26/08	K3KVA1CK
		Dilution Factor: 1					
Sodium	90	(75 - 125)			SW846 6010B	11/25-11/26/08	K3KVA1CM
	86	(75 - 125)	4.8	(0-20)	SW846 6010B	11/25-11/26/08	K3KVA1CN
		Dilution Factor: 1					
Vanadium	106	(75 - 125)			SW846 6010B	11/25-11/26/08	K3KVA1CQ
	116	(75 - 125)	6.3	(0-20)	SW846 6010B	11/25-11/26/08	K3KVA1CR
		Dilution Factor: 1					
Zinc	110	(75 - 125)			SW846 6010B	11/25-11/26/08	K3KVA1CU
	105	(75 - 125)	2.7	(0-20)	SW846 6010B	11/25-11/26/08	K3KVA1CV
		Dilution Factor: 1					
Mercury	113	(11 - 192)			SW846 7471A	11/25/08	K3KVA1DC
	99	(11 - 192)	12	(0-20)	SW846 7471A	11/25/08	K3KVA1DD
		Dilution Factor: 1					

NOTE(S):

Calculations are performed before rounding to avoid round-off errors in calculated results.

NC The recovery and/or RPD were not calculated.

MSB The recovery and RPD were not calculated because the sample amount was greater than four times the spike amount.

N Spiked analyte recovery is outside stated control limits.

Results and reporting limits have been adjusted for dry weight.

SAMPLE DUPLICATE EVALUATION REPORT

General Chemistry

Client Lot #...: A8K190258 **Work Order #...:** K29GW-SMP **Matrix.....:** SO
K29GW-DUP
Date Sampled...: 11/18/08 13:00 **Date Received..:** 11/19/08
% Moisture.....: 16

PARAM	RESULT	DUPLICATE RESULT	UNITS	RPD	RPD LIMIT	METHOD	PREPARATION-ANALYSIS DATE	PREP BATCH #
Percent Solids						SD Lot-Sample #: A8K190258-003		
	83.8	83.7	%	0.16	(0-20)	MCAWW 160.3 MOD	11/25-11/26/08	8330501

Dilution Factor: 1

SAMPLE DUPLICATE EVALUATION REPORT

General Chemistry

Client Lot #...: A8K190258 **Work Order #...:** K3DQ4-SMP **Matrix.....:** SOLID
K3DQ4-DUP
Date Sampled...: 11/19/08 16:10 **Date Received..:** 11/20/08
% Moisture.....: 19

PARAM	RESULT	DUPLICATE RESULT	UNITS	RPD	RPD LIMIT	METHOD	PREPARATION-ANALYSIS DATE	PREP BATCH #
Percent Solids						SD Lot-Sample #: A8K200300-019		
	80.8	80.7	%	0.17	(0-20)	MCAWW 160.3 MOD	11/25-11/26/08	8330501

Dilution Factor: 1

SAMPLE DUPLICATE EVALUATION REPORT

General Chemistry

Client Lot #...: A8K190258 **Work Order #...:** K3KVF-SMP **Matrix.....:** SOLID
K3KVF-DUP
Date Sampled...: 11/20/08 09:30 **Date Received..:** 11/21/08
% Moisture.....: 21

PARAM	RESULT	DUPLICATE RESULT	UNITS	RPD	RPD LIMIT	METHOD	PREPARATION-ANALYSIS DATE	PREP BATCH #
Percent Solids						SD Lot-Sample #: A8K240176-014		
	79.5	80.0	%	0.68	(0-20)	MCAWW 160.3 MOD	12/01-12/02/08	8336478

Dilution Factor: 1

SAMPLE DUPLICATE EVALUATION REPORT

General Chemistry

Client Lot #...: A8K190258 **Work Order #...:** K3TN9-SMP K3TN9-DUP **Matrix.....:** SOLID

Date Sampled...: 11/25/08 16:30 **Date Received..:** 11/29/08

% Moisture.....: 22

PARAM	RESULT	DUPLICATE RESULT	UNITS	RPD	RPD LIMIT	METHOD	PREPARATION-ANALYSIS DATE	PREP BATCH #
Percent Solids						SD Lot-Sample #: A8K290130-001		
	78.2	78.3	%	0.11	(0-20)	MCAWW 160.3 MOD	12/01-12/02/08	8336478

Dilution Factor: 1

CHAIN-OF-CUSTODY / Analytical Request Document

The Chain-of-Custody is a LEGAL DOCUMENT. All relevant fields must be completed accurately.

226

PAGE 2 OF 2

ID # Nº 01963

SSOW Ref. Code: E180008

Required Client Information:

Company: CRA	Report To: Mike Richardson
Address: 6520 Corporate Dr. Indianapolis IN 46278	Copy To: —
	Invoice To: Dela Stewart
	P.O.:
Phone: 3172917007	Project Name: GM Memphis Trans
Fax:	Project Number: 017324-02
E-mail: Mrichardson@craworld.com	

Laboratory:	Test America
Laboratory Location:	North Canton, OH
Laboratory Contact:	Amy McCormick
Requested Due Date:	TAT: Std.
QA/QC Requirements:	MS/MSD, dup

Valid Matrix Codes:
WG Groundwater
WB Borehole Water
WS Surface Water
SO Soil
SE Sediment
See Back for Additional Codes

	Sample Identification:	Matrix Code	Date Collected	Time Collected	# Containers	Preservative: Unpreserved	HCl	H2SO4	HNO3	NaOH	Other:	Analysis and Method: VOC, 8260 list	SVOC	PCB	metals (TAL)	Remarks/Lab ID
1.	S-017324-111808-NH-001	SO	11/18/08	1225	4	4						X	X	X	X	
2.	S-017324-111808-NH-002	SO		1230	4	4						X	X	X	X	
3.	S-017324-111808-NH-003	SO		1300	11	11						X	X	X	X	MS/MSD
4.	S-017324-111808-NH-004	SO		1340	1	1							X	X	X	
5.	S-017324-111808-NH-005	SO		1400	4	4						X	X	X	X	
6.	S-017324-111808-NH-006	SO		1430	1	1							X	X	X	
7.	S-017324-111808-NH-007	SO		1520	4	4						X	X	X	X	
8.	S-017324-111808-NH-008	SO		1550	4	4						X	X	X	X	
9.	S-017324-111808-NH-009	SO		1555	4	4						X	X	X	X	
10.	S-017324-111808-NH-010	SO		1620	4	4						X	X	X	X	
11.	S-017324-111808-NH-011	SO	11/18/08	1640	4	4						X	X	X	X	
12.																
13.																
14.																
15.																
	TOTAL NUMBER OF CONTAINERS				45											

SHIPMENT METHOD	NO. OF COOLERS	RELINQUISHED BY / AFFILIATION	DATE	TIME	RECEIVED BY / AFFILIATION	DATE	TIME
FedEx	1	Wickhill / CRA	11/18/08	1830	TT NC	11/19/08	0815
AIRBILL NO. 8638 3453 0099							

Sample Condition

Temp in °C	
Received on Ice	Y / N
Sealed Cooler	Y / N
Samples Intact	Y / N

Additional Comments:

Sampler Name: Nicholas Ash

Sampler Signature: [signature] Date: 11/18/08

North Canton

Distribution: WHITE - Fully Executed Copy YELLOW - Receiving Laboratory Copy PINK - Sampler Copy

REV. 0 (6/04)

TestAmerica Cooler Receipt Form/Narrative **Lot Number:** A8K190258
North Canton Facility

Client CRA Project _____ By: _____
Cooler Received on 11/19/08 Opened on 11/19/08 (Signature)
FedEx ☒ UPS ☐ DHL ☐ FAS ☐ Stetson ☐ Client Drop Off ☐ TestAmerica Courier ☐ Other _____
TestAmerica Cooler # K354 Multiple Coolers ☐ Foam Box ☐ Client Cooler ☐ Other _____

1. Were custody seals on the outside of the cooler(s)? Yes ☒ No ☐ Intact? Yes ☒ No ☐ NA ☐
   If YES, Quantity 1 Quantity Unsalvageable _____
   Were custody seals on the outside of cooler(s) signed and dated? Yes ☒ No ☐ NA ☐
   Were custody seals on the bottle(s)? Yes ☐ No ☒
   If YES, are there any exceptions? _____
2. Shippers' packing slip attached to the cooler(s)? Yes ☒ No ☐
3. Did custody papers accompany the sample(s)? Yes ☒ No ☐ Relinquished by client? Yes ☒ No ☐
4. Were the custody papers signed in the appropriate place? Yes ☒ No ☐
5. Packing material used: Bubble Wrap ☒ Foam ☐ None ☐ Other _____
6. Cooler temperature upon receipt 2.2 °C See back of form for multiple coolers/temps ☐
   METHOD: IR ☒ Other ☐ _____
   COOLANT: Wet Ice ☒ Blue Ice ☐ Dry Ice ☐ Water ☐ None ☐
7. Did all bottles arrive in good condition (Unbroken)? Yes ☒ No ☐
8. Could all bottle labels be reconciled with the COC? Yes ☒ No ☐
9. Were sample(s) at the correct pH upon receipt? Yes ☐ No ☐ NA ☒
10. Were correct bottle(s) used for the test(s) indicated? Yes ☒ No ☐
11. Were air bubbles >6 mm in any VOA vials? Yes ☐ No ☐ NA ☒
12. Sufficient quantity received to perform indicated analyses? Yes ☒ No ☐
13. Was a trip blank present in the cooler(s)? Yes ☐ No ☒ Were VOAs on the COC? Yes ☒ No ☐

Contacted PM _____ Date _____ by _____ via Verbal ☐ Voice Mail ☐ Other ☐
Concerning _____

14. CHAIN OF CUSTODY

The following discrepancies occurred:

_____

_____

_____

_____

_____

_____

15. SAMPLE CONDITION

Sample(s) _____ were received after the recommended holding time had expired.
Sample(s) _____ were received in a broken container.
Sample(s) _____ were received with bubble >6 mm in diameter. (Notify PM)

16. SAMPLE PRESERVATION

Sample(s) _____ were further preserved in Sample Receiving to meet recommended pH level(s). *Nitric Acid Lot#* 100108-HNO_3; *Sulfuric Acid Lot#* 031808-H_2SO_4; *Sodium Hydroxide Lot#* 073007 -*NaOH; Hydrochloric Acid Lot#* 092006-*HCl; Sodium Hydroxide and Zinc Acetate Lot#* 050205-$(CH_3COO)_2ZN$/*NaOH.* What time was preservative added to sample(s)? _____

Client ID	pH	Date	Initials

TestAmerica Cooler Receipt Form/Narrative
North Canton Facility

Client ID	pH	Date	Initials

Cooler #	Temp. °C	Method	Coolant

Discrepancies Cont'd:

CHAIN-OF-CUSTODY / Analytical Request Document

The Chain-of-Custody is a LEGAL DOCUMENT. All relevant fields must be completed accurately.

229

PAGE 3 OF 3

ID # 02053

SSOW Ref. Code: E180008

Required Client Information:

Company: CRA	Report To: Mike Richardson
Address: 6520 Corporate Dr. Indianapolis, IN 46278	Copy To:
	Invoice To: Darla Stewart
	P.O.:
Phone: 3172917007	Project Name: GM-Merrill/Tra
Fax:	Project Number: 017324-02
E-mail: MRichardson@craworld.com	

Laboratory: Test America	
Laboratory Location: North Canton, OH	
Laboratory Contact: Amy McCormick	
Requested Due Date:	TAT: Std.
QA/QC Requirements: Dup, MS/MSD	

Valid Matrix Codes:
WG Groundwater
WB Borehole Water
WS Surface Water
SO Soil
SE Sediment
See Back for Additional Codes

Analysis and Method

	Sample Identification:	Matrix Code	Date Collected	Time Collected	# Containers	Preservative: Unpreserved	HCl	H2SO4	HNO3	NaOH	Other:	VOC	SVOC	PCB	Metals	% moist	Remarks/Lab ID
1.	S-017324-112008-Nlf-032	SO	11/20/08	1205	4	4						X	X	X	X	X	
2.	-033	SO	11/20/08	1215	4	4						X	X	X	X	X	
3.	-034	SO		1300	4	4						X	X	X	X	X	
4.	-035	SO		1340	4	4						X	X	X	X	X	
5.	S-017324-112008-Nlf-036	SO	11/20/08	1355	4	4						X	X	X	X	X	
6.																	
7.																	
8.																	
9.																	
10.	END OF EVENT																
11.																	
12.																	
13.																	
14.																	
15.																	
	TOTAL NUMBER OF CONTAINERS				20												

SHIPMENT METHOD	NO. OF COOLERS	RELINQUISHED BY / AFFILIATION	DATE	TIME	RECEIVED BY / AFFILIATION	DATE	TIME
Fedex	1	Nick Hill / CRA	11/20/08	1500			
AIRBILL NO. 8654 0882 3975							

Sample Condition

Temp in °C	
Received on Ice	Y / N
Sealed Cooler	Y / N
Samples Intact	Y / N

Additional Comments:

Sampler Name: Nick Hill

Sampler Signature: [signature] Date: 11/20/08

North Canton

Distribution: WHITE - Fully Executed Copy YELLOW - Receiving Laboratory Copy PINK - Sampler Copy

REV. 0 (6/04)

TestAmerica Cooler Receipt Form/Narrative **Lot Number:** 48K24081
North Canton Facility

Client CRA Project _____ By: [signature] (Signature)
Cooler Received on 11-21-08 Opened on 11-21-08
FedEx ☒ UPS ☐ DHL ☐ FAS ☐ Stetson ☐ Client Drop Off ☐ TestAmerica Courier ☐ Other _____
TestAmerica Cooler # A80 Multiple Coolers ☐ Foam Box ☐ Client Cooler ☐ Other _____

1. Were custody seals on the outside of the cooler(s)? Yes ☒ No ☐ Intact? Yes ☒ No ☐ NA ☐
   If YES, Quantity 2 Quantity Unsalvageable _____
   Were custody seals on the outside of cooler(s) signed and dated? Yes ☒ No ☐ NA ☐
   Were custody seals on the bottle(s)? Yes ☐ No ☒
   If YES, are there any exceptions? _____
2. Shippers' packing slip attached to the cooler(s)? Yes ☒ No ☐
3. Did custody papers accompany the sample(s)? Yes ☒ No ☐ Relinquished by client? Yes ☒ No ☐
4. Were the custody papers signed in the appropriate place? Yes ☒ No ☐
5. Packing material used: Bubble Wrap ☒ Foam ☐ None ☐ Other _____
6. Cooler temperature upon receipt 1.2 °C See back of form for multiple coolers/temps ☐
   METHOD: IR ☒ Other ☐ _____
   COOLANT: Wet Ice ☒ Blue Ice ☐ Dry Ice ☐ Water ☐ None ☐
7. Did all bottles arrive in good condition (Unbroken)? Yes ☒ No ☐
8. Could all bottle labels be reconciled with the COC? Yes ☒ No ☐
9. Were sample(s) at the correct pH upon receipt? Yes ☐ No ☐ NA ☒
10. Were correct bottle(s) used for the test(s) indicated? Yes ☒ No ☐
11. Were air bubbles >6 mm in any VOA vials? Yes ☐ No ☐ NA ☒
12. Sufficient quantity received to perform indicated analyses? Yes ☒ No ☐
13. Was a trip blank present in the cooler(s)? Yes ☐ No ☒ Were VOAs on the COC? Yes ☐ No ☒

Contacted PM _____ Date _____ by _____ via Verbal ☐ Voice Mail ☐ Other ☐
Concerning _____

14. CHAIN OF CUSTODY

The following discrepancies occurred:

_____

15. SAMPLE CONDITION

Sample(s) _____ were received after the recommended holding time had expired.
Sample(s) _____ were received in a broken container.
Sample(s) _____ were received with bubble >6 mm in diameter. (Notify PM)

16. SAMPLE PRESERVATION

Sample(s) _____ were further preserved in Sample Receiving to meet recommended pH level(s). *Nitric Acid Lot#* 100108-*HNO_3; Sulfuric Acid Lot#* 031808-*H_2SO_4; Sodium Hydroxide Lot#* 073007 *-NaOH; Hydrochloric Acid Lot#* 092006-*HCl; Sodium Hydroxide and Zinc Acetate Lot#* 050205-*$(CH_3COO)_2ZN/NaOH$.* What time was preservative added to sample(s)? _____

Client ID	pH	Date	Initials

TestAmerica Cooler Receipt Form/Narrative
North Canton Facility

Client ID	pH	Date	Initials

Cooler #	Temp. °C	Method	Coolant

Discrepancies Cont'd:

TestAmerica
THE LEADER IN ENVIRONMENTAL TESTING

END OF REPORT

CONESTOGA-ROVERS & ASSOCIATES

6520 Corporate Drive
Indianapolis, Indiana 46278
Telephone: (317) 291-7007 Fax: (317) 328-2666
www.CRAworld.com

MEMORANDUM

TO:	Greg Carli	REF. NO.:	017324-02
FROM:	Michael Richardson/sl/05 MLR	DATE:	January 16, 2009
C.C.:	Shannon Richardson, Golnoush Boularani		
RE:	**Data Quality Assessment and Validation for the Soil Samples Collected from the GM Manual Transmissions of Muncie Site in Muncie, Indiana.**		

The following details the data quality assessment and validation conducted for the soil samples collected on November 18 and 20, 2008 from the GM Manual Transmissions of Muncie Site in Muncie, Indiana. The sample summary detailing sample identification, sample location, quality control samples, and analytical parameters is presented in Table 1. The samples were analyzed by TestAmerica Laboratories, Inc. (TestAmerica) of North Canton, Ohio, in accordance with the methodologies presented in Table 2.

The quality control criteria used to assess the data were established by the methods and the quality assurance project plan (QAPP). Application of quality assurance criteria was consistent with following guidance documents:

i. "USEPA Contract Laboratory Program National Functional Guidelines for Organic Data Review", EPA-540/R-99/008, October 1999; and

ii. "USEPA Contract Laboratory Program National Functional Guidelines for Inorganic Review", EPA-540/R-94/013, February 1994.

These guidelines are collectively referred to as "NFGs", respectively, in this memorandum.

Overall Assessment

The data were found to exhibit acceptable levels of accuracy and precision based on the provided information and may be used with the qualifications noted in this memorandum.

Sample Preservation and Holding Times

Sample holding time periods and preservation requirements are presented in Table 2.

The samples, as indicated by the sample collection, extraction and analysis dates on the chain-of-custody forms and analytical reports provided by TestAmerica were prepared and analyzed within the required holding time periods.

The samples were shipped and maintained in accordance with the samples preservation requirements.

Method Blank Samples

Method blank samples are prepared from a purified sample matrix and are processed concurrently with investigative samples to assess the presence and the magnitude of sample contamination introduced during sample analysis. Method blank samples are analyzed at a minimum frequency of one per analytical batch and target analytes should be non-detect.

Several laboratory method blanks were reported with parameters detected but the associated sample concentrations were either non-detect or five (5) times greater than or ten (10) times greater than the method blank result; therefore, no qualification was required.

The remaining method blank samples were reported to be free from detectable levels of target analytes, indicating no additional laboratory-attributable contamination occurred.

Surrogate Compounds – Organic Analyses

Individual sample performance for organic analyses was monitored by assessing the results of surrogate compound percent recoveries. Surrogate percent recoveries are reviewed against the laboratory developed control limits provided in the analytical report. The surrogate recovery acceptance criteria were met for all samples that could be evaluated or did not warrant qualification.

Matrix Spike/Matrix Spike Duplicate Analyses

To assess the long-term accuracy and precision of the analytical methods on various matrices, matrix spike/matrix spike duplicate (MS/MSD) percent recoveries and the relative percent difference (RPD) of the concentrations were determined. The organic MS/MSD percent recovery and RPD control limits are established by the laboratory. The inorganic control limits are defined by the methods and the NFG, which require recoveries between 75 to 125 percent with RPDs less than 35 percent for soil samples. The samples selected for MS/MSD analysis are identified in Table 1.

In some sample batches, no Site-specific samples were utilized as MS/MSDs; precision and accuracy were verified by the analysis of the laboratory control sample/laboratory control sample duplicate (LCS/LCSD). Qualification of samples associated with these MS/MSDs was not performed. The samples that should be qualified due to violation of MS/MSD percent recovery and/or RPD acceptance criteria are outlined in Table 3. The MS/MSD percent recoveries and associated RPD acceptance criteria were met in the remaining sample analyses or did not warrant qualification.

Laboratory Control Sample/Laboratory Control Sample Duplicate Analysis

The LCS/LCSD analyses serve as a monitor of the overall performance in all steps of the sample analysis and are analyzed with each sample batch. The LCS/LCSD percent recoveries were evaluated against method and laboratory established control limits.

The LCS/LCSD percent recoveries were within the laboratory control limits or did not warrant qualification, indicating that an acceptable level of overall performance was achieved.

Laboratory precision was verified by the RPD of the LCS/LCSD when a MS/MSD was not analyzed.

The RPDs were within the laboratory control limits, indicating that an acceptable level of overall laboratory precision was achieved.

Field Quality Assurance/Quality Control

The field quality assurance/quality control consisted of one (1) field duplicate sample set.

Overall precision for the sampling event and laboratory procedures was monitored using the results of the field duplicate sample sets. The RPDs associated with these duplicate samples must be less than 100 percent for soil samples. If the reported concentration in either the investigative sample or its duplicate is less than five times the RL, the evaluation criteria is two times the RL value for soil samples.

Table 4 presents the RPDs of detected analytes in duplicate sample sets with qualifiers. The data indicate that an adequate level of precision was achieved for the sampling event.

TABLE 1

SAMPLE COLLECTION AND ANALYSIS SUMMARY
AOI 12.5 WWTP ASTs
NOVEMBER 18 AND 20, 2008
MANUAL TRANSMISSIONS OF MUNCIE
MUNCIE, INDIANA

						Analysis/Parameters				
Sample Identification	*Location*	*Matrix*	*QC Samples*	*Collection Date (mm/dd/yy)*	*Collection Time (hr:min)*	*TCL VOCs*	*TCL SVOCs*	*PCBs*	*TAL Metals minus Alkaline Earth*	*Comments*
S-017324-111808-NH-001	SB-52	Soil	-	11/18/08	12:25	X	X	X	X	
S-017324-111808-NH-002	SB-52	Soil	Duplicate	11/18/08	12:30	X	X	X	X	
S-017324-111808-NH-003	SB-51	Soil	-	11/18/08	13:00	X	X	X	X	MS/MSD
S-017324-111808-NH-004	SB-53	Soil	-	11/18/08	13:40		X	X	X	
S-017324-111808-NH-005	SB-54	Soil	-	11/18/08	14:00	X	X	X	X	
S-017324-111808-NH-006	SB-55	Soil	-	11/18/08	14:30		X	X	X	
S-017324-111808-NH-007	SB-56	Soil	-	11/18/08	15:20	X	X	X	X	
S-017324-111808-NH-008	SB-58	Soil	-	11/18/08	15:50	X	X	X	X	
S-017324-111808-NH-009	SB-58	Soil	-	11/18/08	15:55	X	X	X	X	
S-017324-111808-NH-010	SB-60	Soil	-	11/18/08	16:20	X	X	X	X	
S-017324-111808-NH-011	SB-61	Soil	-	11/18/08	16:40	X	X	X	X	
S-017324-112008-NH-032	SB-63	Soil	-	11/20/08	12:05	X	X	X	X	MS/MSD
S-017324-112008-NH-033	SB-62	Soil	-	11/20/08	12:15	X	X	X	X	
S-017324-112008-NH-034	SB-64	Soil	-	11/20/08	13:00	X	X	X	X	
S-017324-112008-NH-035	SB-67	Soil	-	11/20/08	13:40	X	X	X	X	
S-017324-112008-NH-036	SB-68	Soil	-	11/20/08	13:55	X	X	X	X	

TABLE 2

SUMMARY OF ANALYTICAL METHODS, HOLDING TIME PERIODS, AND PRESERVATIVES
AOI 12.5 WWTP ASTs
NOVEMBER 18 AND 20, 2008
MANUAL TRANSMISSIONS OF MUNCIE
MUNCIE, INDIANA

Parameter	*Method*	*Matrix*	*Holding Time*	*Preservation* [2]
TCL VOCs	SW-846 8260B [1]	Soil	- 48 hours from sample collection to preservation - 14 days from sample preservation to completion of analysis	Iced, 4 ± 2° C
TCL SVOCs	SW-846 8270C	Soil	- 14 days from sample collection to extraction - 40 days from extraction to completion of analysis	Iced, 4 ± 2° C
PCBs	SW-846 8082	Soil	- 14 days from sample collection to extraction - 40 days from extraction to completion of analysis	Iced, 4 ± 2° C
TAL Metals minus Alkaline Earth		Soil	- 180 days from sample collection to completion of analysis	Iced, 4 ± 2° C
Aluminum	SW-846 6010B			
Antimony	SW-846 6010B			
Arsenic	SW-846 6010B			
Cadmium	SW-846 6010B			
Chromium	SW-846 6010B			
Cobalt	SW-846 6010B			
Copper	SW-846 6010B			
Iron	SW-846 6010B			
Lead	SW-846 6010B			
Manganese	SW-846 6010B			
Nickel	SW-846 6010B			
Potassium	SW-846 6010B			
Selenium	SW-846 6010B			
Silver	SW-846 6010B			
Sodium	SW-846 6010B			
Thallium	SW-846 6010B			
Vanadium	SW-846 6010B			
Zinc	SW-846 6010B			
Mercury	SW-846 7471A	Soil	- 28 days from sample collection to completion of analysis	pH < 2 and Iced, 4 ± 2° C

[1] SW-846 - "Test Methods for Evaluating Solid Waste, Physical/Chemical Methods", SW-846, 3rd Edition, and Promulgated updates, November 1986

[2] pH preservativation is not required in soil samples.

TABLE 3

SUMMARY OF QUALIFIED SAMPLE DATA DUE TO OUTLYING MATRIX SPIKE/MATRIX SPIKE DUPLICATE RECOVERIES
AOI 12.5 WWTP ASTs
NOVEMBER 18 AND 20, 2008
MANUAL TRANSMISSIONS OF MUNCIE
MUNCIE, INDIANA

Parameter	*Affected Sample ID*	*Analyte*	*MS Recovery (percent)*	*MSD Recovery (percent)*	*RPD*	*Control Limits*		*Sample Result*	*Units*	*Qualifier*
						Recovery (percent)	*RPD (percent)*			
TAL Metals	S-017324-111808-NH-003	Antimony	37	39	3.2	75-125	0-35	7.2 U	mg/kg	UJ

Notes:

mg/kg - milligrams per kilogram
U - not present at or above the associated value
UJ - estimated reporting limit
RPD - Relative Percent Difference

TABLE 4

SUMMARY OF DETECTED ANALYTES FROM FIELD DUPLICATE SAMPLE SET
AOI 12.5 WWTP ASTs
NOVEMBER 18 AND 20, 2008
MANUAL TRANSMISSIONS OF MUNCIE
MUNCIE, INDIANA

Analyte	*Investigative Sample Results*	*Duplicate Sample Results*	*RPD*	*Units*	*Qualifier*
	S-017324-111808-NH-001	*S-017324-111808-NH-002*			
Aluminum	2550	2590	1.6	ug/kg	-
Arsenic	4.2	4.0	4.9	ug/kg	-
Chromium Total	5.0	5.3	5.8	ug/kg	-
Copper	9.3	9.4	1.1	ug/kg	-
Iron	6830	7130	4.3	ug/kg	-
Lead	4.8	7.2	40.0	ug/kg	-
Manganese	180	179	0.6	ug/kg	-
Nickel	6.6	7.4	11.4	ug/kg	-
Potassium	618	617	0.2	ug/kg	-
Vanadium	8.6	8.3	3.6	ug/kg	-
Zinc	27.8	30.8	10.2	ug/kg	-
Aroclor-1248 (PCB-1248)	480	420	13.3	ug/kg	-
1,2-Dichlorobenzene	20	4.9 U	121.3	ug/kg	J
1,4-Dichlorobenzene	7.6	4.9 U	43.2	ug/kg	-
Acetone	46	20 U	78.8	ug/kg	-
Ethylbenzene	8.1	4.9 U	49.2	ug/kg	-
Isopropylbenzene	4.9	4.9 U	0.0	ug/kg	-
Methylene chloride	5.8	4.9 U	16.8	ug/kg	-
Toluene	5.5	4.9 U	11.5	ug/kg	-
Tetrachloroethene	260 U	22	168.8	ug/kg	-
Trichloroethene	4.7	4.9 U	4.2	ug/kg	-
Xylene (total)	41	9.8 U	122.8	ug/kg	J

Notes:

ug/kg - micrograms per kilogram
J - estimated concentration
RPD - Relative Percent Difference

APPENDIX B.3

ANALYTICAL REPORT AND DATA VALIDATION MEMORANDUM – AOI 31

TestAmerica
THE LEADER IN ENVIRONMENTAL TESTING

TestAmerica Laboratories, Inc.

ANALYTICAL REPORT

PROJECT NO. 017324-02

GM MTM/E180009
SDG #: 8K18217

Michael Richardson

Conestoga Rovers & Associates,
6520 Corporate Drive
Indianapolis, IN 46278

TESTAMERICA LABORATORIES, INC.

Amy L. McCormick
Project Manager

December 11, 2008

CASE NARRATIVE

8K18217

The following report contains the analytical results for eighty-nine solid samples submitted to TestAmerica North Canton by Conestoga-Rovers & Associates, Inc. from the GM MTM/E180009 Site, project number 017324-02. The samples were received November 18, 2008, November 19, 2008, November 20, 2008 and November 21, 2008, according to documented sample acceptance procedures.

This SDG consists of (5) laboratory ID's: A8K180217, A8K190285, A8K200287, A8K200300, and A8K240176.

TestAmerica utilizes USEPA approved methods in all analytical work. The samples presented in this report were analyzed for the parameter(s) listed on the analytical methods summary page in accordance with the method(s) indicated. Preliminary results were provided to Michael Richardson on December 01, 2008, on December 03, 2008, on December 04, 2008, and December 08, 2008. A summary of QC data for these analyses is included at the back of the report.

TestAmerica North Canton attests to the validity of the laboratory data generated by TestAmerica facilities reported herein. All analyses performed by TestAmerica facilities were done using established laboratory SOPs that incorporate QA/QC procedures described in the applicable methods. TestAmerica's operations groups have reviewed the data for compliance with the laboratory QA/QC plan, and data have been found to be compliant with laboratory protocols unless otherwise noted below.

Any reference within this document to Severn Trent Laboratories, Inc. or STL, should be understood to refer to TestAmerica Laboratories, Inc. (formerly known as Severn Trent Laboratories, Inc.)

All solid sample results are reported on an "as received" basis unless otherwise indicated by a dry weight adjustment footnote at the bottom of the analytical report page. The list of parameters which are never reported on a dry weight basis is included on the Sample Summary.

The test results in this report meet all NELAP requirements for parameters for which accreditation is required or available. Any exceptions to NELAP requirements are noted in this report. Pursuant to NELAP, this report may not be reproduced, except in full, without the written approval of the laboratory.

Please refer to the Quality Control Elements Narrative following this case narrative for additional quality control information.

If you have any questions, please call the Project Manager, Amy L. McCormick, at 330-497-9396.

CASE NARRATIVE (continued)

This report is sequentially paginated. The final page of the report is labeled as "END OF REPORT." The total number of pages in this report is 627.

SUPPLEMENTAL QC INFORMATION

SAMPLE RECEIVING

The coolers were received at temperatures ranging from 1.6 to 4.4°C.

See TestAmerica's Cooler Receipt Form for additional information.

GC/MS VOLATILES

The matrix spike/matrix spike duplicate(s) for S-017324-112008-NH-026 had RPD's outside acceptance limits. However, since the associated method blank(s) and laboratory control sample(s) were in control, no corrective action was necessary.

The internal standard areas were outside acceptance limits for sample(s) S-017324-111708-JP-004, S-017324-111708-JP-007, S-017324-111808-JP-010, S-017324-111808-JP-011, S-017324-111808-JP-013, S-017324-111808-JP-014, S-017324-111808-JP-017, S-017324-111808-JP-019, and S-017324-111808-JP-025. Due to insufficient sample volume, re-preparation and re-analysis could not occur.

The internal standard areas were outside acceptance limits for sample(s) S-017324-111808-JP-009, and S-017324-112008-JP-055 due to matrix effects. (Refer to IS report following this Case Narrative for additional detail.)

Because the internal standard recovery failed on the analysis of the Encore container for sample(s) S-017324-112008-NH-021 that had the intact cap, the container that was received with the loose cap was used for reanalysis. Both results are reported.

There were no client requested Matrix Spike/Matrix Spike Duplicate (MS/MSD) samples in batch(es) 8336503. Therefore, the laboratory has included a Laboratory Control Sample Duplicate (LCSD) in the QC batch. The LCSD recoveries, together with the LCS recoveries, are used to determine the reproducibility (precision) of the analytical system.

GC/MS SEMIVOLATILES

The matrix spike/matrix spike duplicate(s) for S-017324-111708-JP-001, S-017324-111808-JP-012 and S-017324-111908-JP-032 had RPD's and recoveries outside acceptance limits. However, since the associated method blank(s) and laboratory control sample(s) were in control, no corrective action was necessary.

CASE NARRATIVE (continued)

GC/MS SEMIVOLATILES (continued)

The matrix spike/matrix spike duplicate(s) for batch(es) 8329404 had recoveries outside acceptance limits. However, since the associated method blank(s) and laboratory control sample(s) were in control, no corrective action was necessary.

The internal standard areas were outside acceptance limits for sample(s) S-017324-111708-JP-003 due to matrix effects. (Refer to IS report following this Case Narrative for additional detail.)

Sample(s) S-017324-111908-NH-008 had up to one surrogate recovery per fraction outside acceptance limits. However, since the recovery was greater than 10% and all associated QC met criteria, no corrective action was taken.

The Method Blank for batch(es) 8331026 contained reportable amounts of contaminants; since the samples were non-detect, no corrective action was necessary.

POLYCHLORINATED BIPHENYLS-8082

Sample(s) S-017324-111808-JP-015 and S-017324-111808-JP-016 had elevated reporting limits due to matrix interference.

The opening CCV passed average for sample(s) S-017324-111908-JP-032; since the sample(s) were non-detect (or J flag values), no corrective action was necessary.

METALS

Matrix spike recovery and relative percent difference (RPD) data were not calculated for some analytes for S-017324-111708-JP-001, S-017324-111808-JP-012, S-017324-111908-JP-032 and S-017324-112008-NH-023 due to the sample concentration reading greater than four times the spike amount. See the Matrix Spike Report for the affected analytes which will be flagged with "NC, MSB".

The matrix spike/matrix spike duplicate(s) for S-017324-111708-JP-001, S-017324-111808-JP-012, S-017324-111908-JP-032 and S-017324-112008-NH-023 had RPD's and recoveries outside acceptance limits. However, since the associated method blank(s) and laboratory control sample(s) were in control, no corrective action was necessary.

GENERAL CHEMISTRY

The analytical results met the requirements of the laboratory's QA/QC program.

QUALITY CONTROL ELEMENTS NARRATIVE

TestAmerica North Canton conducts a quality assurance/quality control (QA/QC) program designed to provide scientifically valid and legally defensible data. Toward this end, several types of quality control indicators are incorporated into the QA/QC program, which is described in detail in QA Policy, QA-003. These indicators are introduced into the sample testing process to provide a mechanism for the assessment of the analytical data.

QC BATCH

Environmental samples are taken through the testing process in groups called QUALITY CONTROL BATCHES (QC batches). A QC batch contains up to twenty environmental samples of a similar matrix (water, soil) that are processed using the same reagents and standards. TestAmerica North Canton requires that each environmental sample be associated with a QC batch.

Several quality control samples are included in each QC batch and are processed identically to the twenty environmental samples.

For SW846/RCRA methods, QC samples include a METHOD BLANK (MB), a LABORATORY CONTROL SAMPLE (LCS) and, where appropriate, a MATRIX SPIKE/MATRIX SPIKE DUPLICATE (MS/MSD) pair or a MATRIX SPIKE/SAMPLE DUPLICATE (MS/DU) pair. If there is insufficient sample to perform an MS/MSD or an MS/DU, then a LABORATORY CONTROL SAMPLE DUPLICATE (LCSD) is included in the QC batch.

For 600 series/CWA methods, QC samples include a METHOD BLANK (MB), a LABORATORY CONTROL SAMPLE (LCS) and, where appropriate, a MATRIX SPIKE (MS). An MS is prepared and analyzed at a 10% frequency for GC Methods and at a 5% frequency for GC/MS methods.

LABORATORY CONTROL SAMPLE

The Laboratory Control Sample is a QC sample that is created by adding known concentrations of a full or partial set of target analytes to a matrix similar to that of the environmental samples in the QC batch. Multi peak responders may not be included in the target spike list due to co-elution. The LCS analyte recovery results are used to monitor the analytical process and provide evidence that the laboratory is performing the method within acceptable guidelines. All control analytes indicated by a bold type in the LCS must meet acceptance criteria. Failure to meet the established recovery guidelines requires the repreparation and reanalysis of all samples in the QC batch. Comparison of only the failed parameters from the first batch are evaluated. The only exception to the rework requirement is that if the LCS recoveries are biased high and the associated sample is ND (non-detected) for the parameter(s) of interest, the batch is acceptable.

At times, a Laboratory Control Sample Duplicate (LCSD) is also included in the QC batch. An LCSD is a QC sample that is created and handled identically to the LCS. Analyte recovery data from the LCSD is assessed in the same way as that of the LCS. The LCSD recoveries, together with the LCS recoveries, are used to determine the reproducibility (precision) of the analytical system. Precision data are expressed as relative percent differences (RPDs). If the RPD fails for an LCS/LCSD and yet the recoveries are within acceptance criteria, the batch is still acceptable.

METHOD BLANK

The Method Blank is a QC sample consisting of all the reagents used in analyzing the environmental samples contained in the QC batch. Method Blank results are used to determine if interference or contamination in the analytical system could lead to the reporting of false positive data or elevated analyte concentrations. All target analytes must be below the reporting limits (RL) or the associated sample(s) must be ND except under the following circumstances:

- Common organic contaminants may be present at concentrations up to 5 times the reporting limits. Common metals contaminants may be present at concentrations up to 2 times the reporting limit, or the reported blank concentration must be twenty fold less than the concentration reported in the associated environmental samples. (See common laboratory contaminants listed in the table.)

Volatile (GC or GC/MS)	Semivolatile (GC/MS)	Metals ICP-MS	Metals ICP Trace
Methylene Chloride, Acetone, 2-Butanone	Phthalate Esters	Copper, Iron, Zinc, Lead, Calcium, Magnesium, Potassium, Sodium, Barium, Chromium, Manganese	Copper, Iron, Zinc, Lead

- Organic blanks will be accepted if compounds detected in the blank are present in the associated samples at levels 10 times the blank level. Inorganic blanks will be accepted if elements detected in the blank are present in the associated samples at 20 times the blank level.

- Blanks will be accepted if the compounds/elements detected are not present in any of the associated environmental samples.

Failure to meet these Method Blank criteria requires the repreparation and reanalysis of all samples in the QC batch.

MATRIX SPIKE/MATRIX SPIKE DUPLICATE

A Matrix Spike and a Matrix Spike Duplicate are a pair of environmental samples to which known concentrations of a full or partial set of target analytes are added. The MS/MSD results are determined in the same manner as the results of the environmental sample used to prepare the MS/MSD. The analyte recoveries and the relative percent differences (RPDs) of the recoveries are calculated and used to evaluate the effect of the sample matrix on the analytical results. Due to the potential variability of the matrix of each sample, the MS/MSD results may not have an immediate bearing on any samples except the one spiked; therefore, the associated batch MS/MSD may not reflect the same compounds as the samples contained in the analytical report. When these MS/MSD results fail to meet acceptance criteria, the data is evaluated. If the LCS is within acceptance criteria, the batch is considered acceptable.

For certain methods, a Matrix Spike/Sample Duplicate (MS/DU) may be included in the QC batch in place of the MS/MSD. For the parameters (i.e. pH, ignitability) where it is not possible to prepare a spiked sample, a Sample Duplicate may be included in the QC batch. However, a Sample Duplicate is less likely to provide usable precision statistics depending on the likelihood of finding concentrations below the standard reporting limit. When the Sample Duplicate result fails to meet acceptance criteria, the data is evaluated.

For certain methods (600 series methods/CWA), a Matrix Spike is required in place of a Matrix Spike/Matrix Spike Duplicate (MS/MSD) or Matrix Spike/Sample Duplicate (MS/DU).

The acceptance criteria do not apply to samples that are diluted.

SURROGATE COMPOUNDS

In addition to these batch-related QC indicators, each organic environmental and QC sample is spiked with surrogate compounds. Surrogates are organic chemicals that behave similarly to the analytes of interest and that are rarely present in the environment. Surrogate recoveries are used to monitor the individual performance of a sample in the analytical system.

If surrogate recoveries are biased high in the LCS, LCSD, or the Method Blank, and the associated sample(s) are ND, the batch is acceptable. Otherwise, if the LCS, LCSD, or Method Blank surrogate(s) fail to meet recovery criteria, the entire sample batch is reprepared and reanalyzed. If the surrogate recoveries are outside criteria for environmental samples, the samples will be reprepared and reanalyzed unless there is objective evidence of matrix interference or if the sample dilution is greater than the threshold outlined in the associated method SOP.

The acceptance criteria do not apply to samples that are diluted. All other surrogate recoveries will be reported.

For the GC/MS BNA methods, the surrogate criterion is that two of the three surrogates for each fraction must meet acceptance criteria. The third surrogate must have a recovery of ten percent or greater.

For the Pesticide and PCB methods, the surrogate criterion is that one of two surrogate compounds must meet acceptance criteria. The second surrogate must have a recovery of 10% or greater.

(s10H
Data File: \\cansvr11\dd\chem\MSV\a3ux14.i\R81125A.b\149547.D
Report Date: 25-Nov-2008 15:54

TestAmerica North Canton

INTERNAL STANDARD COMPOUNDS
AREA AND RT SUMMARY

Instrument ID: a3ux14.i
Lab File ID: 149547.D
Lab Smp Id: K26MF1AA
Analysis Type: VOA
Quant Type: ISTD
Operator: 2807
Calibration Date: 25-NOV-2008
Calibration Time: 10:25
Client Smp ID: S-017324-111708-JP-
Level: LOW
Sample Type: SOIL
Method File: \\cansvr11\dd\chem\MSV\a3ux14.i\R81125A.b\8260SUX14.m
Misc Info: R81125A,8260SUX14,,2807

		AREA LIMIT			
COMPOUND	STANDARD	LOWER	UPPER	SAMPLE	%DIFF
1 Fluorobenzene	1666239	833120	3332478	1488213	-10.68
2 Chlorobenzene-d5	1189000	594500	2378000	911928	-23.30
3 1,4-Dichlorobenze	573618	286809	1147236	267611	-53.35 <-

		RT LIMIT			
COMPOUND	STANDARD	LOWER	UPPER	SAMPLE	%DIFF
1 Fluorobenzene	6.68	6.18	7.18	6.68	-0.00
2 Chlorobenzene-d5	9.40	8.90	9.90	9.40	-0.00
3 1,4-Dichlorobenze	11.37	10.87	11.87	11.37	-0.00

AREA UPPER LIMIT = +100% of internal standard area.
AREA LOWER LIMIT = - 50% of internal standard area.
RT UPPER LIMIT = + 0.50 minutes of internal standard RT.
RT LOWER LIMIT = - 0.50 minutes of internal standard RT.

(s10H
Data File: \\cansvr11\dd\chem\MSV\a3ux14.i\R81126A.b\149588.D
Report Date: 28-Nov-2008 08:28

TestAmerica North Canton

INTERNAL STANDARD COMPOUNDS
AREA AND RT SUMMARY

Instrument ID: a3ux14.i
Lab File ID: 149588.D
Lab Smp Id: K26MN1AA
Analysis Type: VOA
Quant Type: ISTD
Operator: 2807
Calibration Date: 26-NOV-2008
Calibration Time: 10:20
Client Smp ID: S-017324-111708-JP-
Level: LOW
Sample Type: SOIL
Method File: \\cansvr11\dd\chem\MSV\a3ux14.i\R81126A.b\8260SUX14.m
Misc Info: R81126A,8260SUX14,,2807

		AREA LIMIT			
COMPOUND	STANDARD	LOWER	UPPER	SAMPLE	%DIFF
1 Fluorobenzene	1662268	831134	3324536	1162854	-30.04
2 Chlorobenzene-d5	1203305	601653	2406610	683989	-43.16
3 1,4-Dichlorobenze	563930	281965	1127860	206072	-63.46 <-

		RT LIMIT			
COMPOUND	STANDARD	LOWER	UPPER	SAMPLE	%DIFF
1 Fluorobenzene	6.68	6.18	7.18	6.68	0.00
2 Chlorobenzene-d5	9.40	8.90	9.90	9.40	0.00
3 1,4-Dichlorobenze	11.37	10.87	11.87	11.37	0.00

AREA UPPER LIMIT = +100% of internal standard area.
AREA LOWER LIMIT = - 50% of internal standard area.
RT UPPER LIMIT = + 0.50 minutes of internal standard RT.
RT LOWER LIMIT = - 0.50 minutes of internal standard RT.

(s10H
Data File: \\cansvr11\dd\chem\MSV\a3ux8a.i\M81126B.b\UX84807.D
Report Date: 28-Nov-2008 15:44

TestAmerica North Canton

INTERNAL STANDARD COMPOUNDS
AREA AND RT SUMMARY

Instrument ID: a3ux8a.i
Lab File ID: UX84807.D
Lab Smp Id: K29MJ1AA
Analysis Type: VOA
Quant Type: ISTD
Operator: 402279
Calibration Date: 26-NOV-2008
Calibration Time: 11:55
Client Smp ID: S-017324-111808-JP-
Level: LOW
Sample Type: SOIL
Method File: \\cansvr11\dd\chem\MSV\a3ux8a.i\M81126B.b\8260SUX8.m
Misc Info: M81126B,8260SUX8,1-8260.SUB,402279

		AREA LIMIT			
COMPOUND	STANDARD	LOWER	UPPER	SAMPLE	%DIFF
1 Fluorobenzene	1389833	694917	2779666	1102698	-20.66
2 Chlorobenzene-d5	967382	483691	1934764	560970	-42.01
3 1,4-Dichlorobenze	466082	233041	932164	129887	-72.13 |<-

		RT LIMIT			
COMPOUND	STANDARD	LOWER	UPPER	SAMPLE	%DIFF
1 Fluorobenzene	5.31	4.81	5.81	5.31	0.06
2 Chlorobenzene-d5	7.85	7.35	8.35	7.85	-0.04
3 1,4-Dichlorobenze	10.04	9.54	10.54	10.04	0.03

AREA UPPER LIMIT = +100% of internal standard area.
AREA LOWER LIMIT = - 50% of internal standard area.
RT UPPER LIMIT = + 0.50 minutes of internal standard RT.
RT LOWER LIMIT = - 0.50 minutes of internal standard RT.

(s10H
Data File: \\cansvr11\dd\chem\MSV\a3ux8a.i\M81126B.b\UX84811.D
Report Date: 28-Nov-2008 16:29

TestAmerica North Canton

INTERNAL STANDARD COMPOUNDS
AREA AND RT SUMMARY

Instrument ID: a3ux8a.i
Lab File ID: UX84811.D
Lab Smp Id: K29MK1AA
Analysis Type: VOA
Quant Type: ISTD
Operator: 402279
Calibration Date: 26-NOV-2008
Calibration Time: 11:55
Client Smp ID: S-017324-111808-JP-
Level: LOW
Sample Type: SOIL
Method File: \\cansvr11\dd\chem\MSV\a3ux8a.i\M81126B.b\8260SUX8.m
Misc Info: M81126B,8260SUX8,1-8260.SUB,402279

		AREA LIMIT			
COMPOUND	STANDARD	LOWER	UPPER	SAMPLE	%DIFF
1 Fluorobenzene	1389833	694917	2779666	1197620	-13.83
2 Chlorobenzene-d5	967382	483691	1934764	710427	-26.56
3 1,4-Dichlorobenze	466082	233041	932164	213604	-54.17 <-

		RT LIMIT			
COMPOUND	STANDARD	LOWER	UPPER	SAMPLE	%DIFF
1 Fluorobenzene	5.31	4.81	5.81	5.31	0.07
2 Chlorobenzene-d5	7.85	7.35	8.35	7.85	-0.03
3 1,4-Dichlorobenze	10.04	9.54	10.54	10.04	0.04

AREA UPPER LIMIT = +100% of internal standard area.
AREA LOWER LIMIT = - 50% of internal standard area.
RT UPPER LIMIT = + 0.50 minutes of internal standard RT.
RT LOWER LIMIT = - 0.50 minutes of internal standard RT.

(s10H
Data File: \\cansvr11\dd\chem\MSV\a3ux8a.i\M81126B.b\UX84812.D
Report Date: 28-Nov-2008 16:31

TestAmerica North Canton

INTERNAL STANDARD COMPOUNDS
AREA AND RT SUMMARY

Instrument ID: a3ux8a.i
Lab File ID: UX84812.D
Lab Smp Id: K29ML1DF
Analysis Type: VOA
Quant Type: ISTD
Operator: 402279
Calibration Date: 26-NOV-2008
Calibration Time: 11:55
Client Smp ID: S-017324-111808-JP-
Level: LOW
Sample Type: SOIL
Method File: \\cansvr11\dd\chem\MSV\a3ux8a.i\M81126B.b\8260SUX8.m
Misc Info: M81126B,8260SUX8,1-8260.SUB,402279

		AREA LIMIT			
COMPOUND	STANDARD	LOWER	UPPER	SAMPLE	%DIFF
1 Fluorobenzene	1389833	694917	2779666	1079490	-22.33
2 Chlorobenzene-d5	967382	483691	1934764	585499	-39.48
3 1,4-Dichlorobenze	466082	233041	932164	153471	-67.07 <-

		RT LIMIT			
COMPOUND	STANDARD	LOWER	UPPER	SAMPLE	%DIFF
1 Fluorobenzene	5.31	4.81	5.81	5.31	0.06
2 Chlorobenzene-d5	7.85	7.35	8.35	7.85	-0.04
3 1,4-Dichlorobenze	10.04	9.54	10.54	10.04	0.03

AREA UPPER LIMIT = +100% of internal standard area.
AREA LOWER LIMIT = - 50% of internal standard area.
RT UPPER LIMIT = + 0.50 minutes of internal standard RT.
RT LOWER LIMIT = - 0.50 minutes of internal standard RT.

(s10H
Data File: \\cansvr11\dd\chem\MSV\a3ux8a.i\M81126B.b\UX84813.D
Report Date: 28-Nov-2008 16:32

TestAmerica North Canton

INTERNAL STANDARD COMPOUNDS
AREA AND RT SUMMARY

Instrument ID: a3ux8a.i
Lab File ID: UX84813.D
Lab Smp Id: K29MQ1AA
Analysis Type: VOA
Quant Type: ISTD
Operator: 402279
Calibration Date: 26-NOV-2008
Calibration Time: 11:55
Client Smp ID: S-017324-111808-JP-
Level: LOW
Sample Type: SOIL
Method File: \\cansvr11\dd\chem\MSV\a3ux8a.i\M81126B.b\8260SUX8.m
Misc Info: M81126B,8260SUX8,1-8260.SUB,402279

		AREA LIMIT			
COMPOUND	STANDARD	LOWER	UPPER	SAMPLE	%DIFF
1 Fluorobenzene	1389833	694917	2779666	990484	-28.73
2 Chlorobenzene-d5	967382	483691	1934764	552793	-42.86
3 1,4-Dichlorobenze	466082	233041	932164	145591	-68.76 <-

		RT LIMIT			
COMPOUND	STANDARD	LOWER	UPPER	SAMPLE	%DIFF
1 Fluorobenzene	5.31	4.81	5.81	5.31	0.08
2 Chlorobenzene-d5	7.85	7.35	8.35	7.85	-0.02
3 1,4-Dichlorobenze	10.04	9.54	10.54	10.04	0.04

AREA UPPER LIMIT = +100% of internal standard area.
AREA LOWER LIMIT = - 50% of internal standard area.
RT UPPER LIMIT = + 0.50 minutes of internal standard RT.
RT LOWER LIMIT = - 0.50 minutes of internal standard RT.

(s10H
Data File: \\cansvr11\dd\chem\MSV\a3ux8a.i\M81126B.b\UX84814.D
Report Date: 28-Nov-2008 16:33

TestAmerica North Canton

INTERNAL STANDARD COMPOUNDS
AREA AND RT SUMMARY

Instrument ID: a3ux8a.i
Lab File ID: UX84814.D
Lab Smp Id: K29MV1AA
Analysis Type: VOA
Quant Type: ISTD
Operator: 402279
Calibration Date: 26-NOV-2008
Calibration Time: 11:55
Client Smp ID: S-017324-111808-JP-
Level: LOW
Sample Type: SOIL
Method File: \\cansvr11\dd\chem\MSV\a3ux8a.i\M81126B.b\8260SUX8.m
Misc Info: M81126B,8260SUX8,1-8260.SUB,402279

		AREA LIMIT			
COMPOUND	STANDARD	LOWER	UPPER	SAMPLE	%DIFF
1 Fluorobenzene	1389833	694917	2779666	1072809	-22.81
2 Chlorobenzene-d5	967382	483691	1934764	584738	-39.55
3 1,4-Dichlorobenze	466082	233041	932164	152472	-67.29 |<-

		RT LIMIT			
COMPOUND	STANDARD	LOWER	UPPER	SAMPLE	%DIFF
1 Fluorobenzene	5.31	4.81	5.81	5.31	-0.01
2 Chlorobenzene-d5	7.85	7.35	8.35	7.85	-0.00
3 1,4-Dichlorobenze	10.04	9.54	10.54	10.04	0.06

AREA UPPER LIMIT = +100% of internal standard area.
AREA LOWER LIMIT = - 50% of internal standard area.
RT UPPER LIMIT = + 0.50 minutes of internal standard RT.
RT LOWER LIMIT = - 0.50 minutes of internal standard RT.

(s10H
Data File: \\cansvr11\dd\chem\MSV\a3ux8a.i\M81126B.b\UX84815.D
Report Date: 28-Nov-2008 16:34

TestAmerica North Canton

INTERNAL STANDARD COMPOUNDS
AREA AND RT SUMMARY

Instrument ID: a3ux8a.i
Lab File ID: UX84815.D
Lab Smp Id: K29M01AA
Analysis Type: VOA
Quant Type: ISTD
Operator: 402279
Calibration Date: 26-NOV-2008
Calibration Time: 11:55
Client Smp ID: S-017324-111808-JP-
Level: LOW
Sample Type: SOIL
Method File: \\cansvr11\dd\chem\MSV\a3ux8a.i\M81126B.b\8260SUX8.m
Misc Info: M81126B,8260SUX8,1-8260.SUB,402279

		AREA LIMIT			
COMPOUND	STANDARD	LOWER	UPPER	SAMPLE	%DIFF
1 Fluorobenzene	1389833	694917	2779666	1036948	-25.39
2 Chlorobenzene-d5	967382	483691	1934764	569847	-41.09
3 1,4-Dichlorobenze	466082	233041	932164	148479	-68.14 <-

		RT LIMIT			
COMPOUND	STANDARD	LOWER	UPPER	SAMPLE	%DIFF
1 Fluorobenzene	5.31	4.81	5.81	5.31	0.07
2 Chlorobenzene-d5	7.85	7.35	8.35	7.85	-0.03
3 1,4-Dichlorobenze	10.04	9.54	10.54	10.04	0.04

AREA UPPER LIMIT = +100% of internal standard area.
AREA LOWER LIMIT = - 50% of internal standard area.
RT UPPER LIMIT = + 0.50 minutes of internal standard RT.
RT LOWER LIMIT = - 0.50 minutes of internal standard RT.

(s10H
Data File: \\cansvr11\dd\chem\MSV\a3ux8a.i\M81126B.b\UX84816.D
Report Date: 28-Nov-2008 16:35

TestAmerica North Canton

INTERNAL STANDARD COMPOUNDS
AREA AND RT SUMMARY

Instrument ID: a3ux8a.i
Lab File ID: UX84816.D
Lab Smp Id: K29M91AA
Analysis Type: VOA
Quant Type: ISTD
Operator: 402279
Calibration Date: 26-NOV-2008
Calibration Time: 11:55
Client Smp ID: S-017324-111808-JP-
Level: LOW
Sample Type: SOIL
Method File: \\cansvr11\dd\chem\MSV\a3ux8a.i\M81126B.b\8260SUX8.m
Misc Info: M81126B,8260SUX8,1-8260.SUB,402279

		AREA LIMIT			
COMPOUND	STANDARD	LOWER	UPPER	SAMPLE	%DIFF
1 Fluorobenzene	1389833	694917	2779666	1106625	-20.38
2 Chlorobenzene-d5	967382	483691	1934764	679059	-29.80
3 1,4-Dichlorobenze	466082	233041	932164	210240	-54.89 |<-

		RT LIMIT			
COMPOUND	STANDARD	LOWER	UPPER	SAMPLE	%DIFF
1 Fluorobenzene	5.31	4.81	5.81	5.31	0.09
2 Chlorobenzene-d5	7.85	7.35	8.35	7.85	-0.02
3 1,4-Dichlorobenze	10.04	9.54	10.54	10.04	0.05

AREA UPPER LIMIT = +100% of internal standard area.
AREA LOWER LIMIT = - 50% of internal standard area.
RT UPPER LIMIT = + 0.50 minutes of internal standard RT.
RT LOWER LIMIT = - 0.50 minutes of internal standard RT.

(s10H
Data File: \\cansvr11\dd\chem\MSV\a3ux8a.i\M81126B.b\UX84819.D
Report Date: 28-Nov-2008 16:38

TestAmerica North Canton

INTERNAL STANDARD COMPOUNDS
AREA AND RT SUMMARY

Instrument ID: a3ux8a.i
Lab File ID: UX84819.D
Lab Smp Id: K29N11AA
Analysis Type: VOA
Quant Type: ISTD
Operator: 402279
Calibration Date: 26-NOV-2008
Calibration Time: 11:55
Client Smp ID: S-017324-111808-JP-
Level: LOW
Sample Type: SOIL
Method File: \\cansvr11\dd\chem\MSV\a3ux8a.i\M81126B.b\8260SUX8.m
Misc Info: M81126B,8260SUX8,1-8260.SUB,402279

		AREA LIMIT			
COMPOUND	STANDARD	LOWER	UPPER	SAMPLE	%DIFF
1 Fluorobenzene	1389833	694917	2779666	633355	-54.43 <-
2 Chlorobenzene-d5	967382	483691	1934764	393207	-59.35 <-
3 1,4-Dichlorobenze	466082	233041	932164	106347	-77.18 <-

		RT LIMIT			
COMPOUND	STANDARD	LOWER	UPPER	SAMPLE	%DIFF
1 Fluorobenzene	5.31	4.81	5.81	5.31	0.07
2 Chlorobenzene-d5	7.85	7.35	8.35	7.85	-0.03
3 1,4-Dichlorobenze	10.04	9.54	10.54	10.04	0.04

AREA UPPER LIMIT = +100% of internal standard area.
AREA LOWER LIMIT = - 50% of internal standard area.
RT UPPER LIMIT = + 0.50 minutes of internal standard RT.
RT LOWER LIMIT = - 0.50 minutes of internal standard RT.

(s10H
Data File: \\cansvr11\dd\chem\MSV\a3ux14.i\R81201A.b\149689.D
Report Date: 02-Dec-2008 11:26

TestAmerica North Canton

INTERNAL STANDARD COMPOUNDS
AREA AND RT SUMMARY

Instrument ID: a3ux14.i
Lab File ID: 149689.D
Lab Smp Id: K3KT11AA
Analysis Type: VOA
Quant Type: ISTD
Operator: 2807
Calibration Date: 01-DEC-2008
Calibration Time: 13:09
Client Smp ID: S-017324-112008-JP-
Level: LOW
Sample Type: SOIL
Method File: \\cansvr11\dd\chem\MSV\a3ux14.i\R81201A.b\8260SUX14.m
Misc Info: R81201A,8260SUX14,,2807

		AREA LIMIT			
COMPOUND	STANDARD	LOWER	UPPER	SAMPLE	%DIFF
1 Fluorobenzene	1630038	815019	3260076	1229053	-24.60
2 Chlorobenzene-d5	1193693	596847	2387386	709054	-40.60
3 1,4-Dichlorobenze	561277	280639	1122554	181306	-67.70 <-

		RT LIMIT			
COMPOUND	STANDARD	LOWER	UPPER	SAMPLE	%DIFF
1 Fluorobenzene	6.68	6.18	7.18	6.68	-0.00
2 Chlorobenzene-d5	9.40	8.90	9.90	9.40	-0.00
3 1,4-Dichlorobenze	11.37	10.87	11.87	11.37	-0.00

AREA UPPER LIMIT = +100% of internal standard area.
AREA LOWER LIMIT = - 50% of internal standard area.
RT UPPER LIMIT = + 0.50 minutes of internal standard RT.
RT LOWER LIMIT = - 0.50 minutes of internal standard RT.

(s10H
Data File: \\cansvr11\dd\chem\MSV\a3ux14.i\R81202A.b\149708.D
Report Date: 03-Dec-2008 09:29

TestAmerica North Canton

INTERNAL STANDARD COMPOUNDS
AREA AND RT SUMMARY

Instrument ID: a3ux14.i
Lab File ID: 149708.D
Lab Smp Id: K3KT81AA
Analysis Type: VOA
Quant Type: ISTD
Operator: 2807
Calibration Date: 02-DEC-2008
Calibration Time: 15:01
Client Smp ID: S-017324-112008-NH-
Level: LOW
Sample Type: SOIL
Method File: \\cansvr11\dd\chem\MSV\a3ux14.i\R81202A.b\8260SUX14.m
Misc Info: R81202A,8260SUX14,,2807

		AREA LIMIT			
COMPOUND	STANDARD	LOWER	UPPER	SAMPLE	%DIFF
1 Fluorobenzene	1580394	790197	3160788	1415854	-10.41
2 Chlorobenzene-d5	1135052	567526	2270104	981595	-13.52
3 1,4-Dichlorobenze	525987	262994	1051974	346952	-34.04

		RT LIMIT			
COMPOUND	STANDARD	LOWER	UPPER	SAMPLE	%DIFF
1 Fluorobenzene	6.68	6.18	7.18	6.68	0.00
2 Chlorobenzene-d5	9.40	8.90	9.90	9.40	0.00
3 1,4-Dichlorobenze	11.37	10.87	11.87	11.37	0.00

AREA UPPER LIMIT = +100% of internal standard area.
AREA LOWER LIMIT = - 50% of internal standard area.
RT UPPER LIMIT = + 0.50 minutes of internal standard RT.
RT LOWER LIMIT = - 0.50 minutes of internal standard RT.

(s10H
Data File: \\cansvr11\dd\chem\MSV\a3ux14.i\R81201A.b\149691.D
Report Date: 02-Dec-2008 11:28

TestAmerica North Canton

INTERNAL STANDARD COMPOUNDS
AREA AND RT SUMMARY

Instrument ID: a3ux14.i
Lab File ID: 149691.D
Lab Smp Id: K3KT81AA
Analysis Type: VOA
Quant Type: ISTD
Operator: 2807
Calibration Date: 01-DEC-2008
Calibration Time: 13:09
Client Smp ID: S-017324-112008-NH-
Level: LOW
Sample Type: SOIL
Method File: \\cansvr11\dd\chem\MSV\a3ux14.i\R81201A.b\8260SUX14.m
Misc Info: R81201A,8260SUX14,,2807

		AREA LIMIT			
COMPOUND	STANDARD	LOWER	UPPER	SAMPLE	%DIFF
1 Fluorobenzene	1630038	815019	3260076	1259239	-22.75
2 Chlorobenzene-d5	1193693	596847	2387386	822204	-31.12
3 1,4-Dichlorobenze	561277	280639	1122554	241239	-57.02 |<-

		RT LIMIT			
COMPOUND	STANDARD	LOWER	UPPER	SAMPLE	%DIFF
1 Fluorobenzene	6.68	6.18	7.18	6.68	-0.00
2 Chlorobenzene-d5	9.40	8.90	9.90	9.40	-0.00
3 1,4-Dichlorobenze	11.37	10.87	11.87	11.37	-0.00

AREA UPPER LIMIT = +100% of internal standard area.
AREA LOWER LIMIT = - 50% of internal standard area.
RT UPPER LIMIT = + 0.50 minutes of internal standard RT.
RT LOWER LIMIT = - 0.50 minutes of internal standard RT.

TestAmerica North Canton

INTERNAL STANDARD COMPOUNDS
AREA AND RT SUMMARY

Instrument ID: a4hp8.i
Lab File ID: K26ME1AD.D
Lab Smp Id: K26ME1AD
Analysis Type: SV
Quant Type: ISTD
Operator: 001710
Method File: \\cansvr11\dd\chem\MSS\a4hp8.i\81121a.b\8270C-625.m
Misc Info:

Calibration Date: 21-NOV-2008
Calibration Time: 10:40
Client Smp ID: S-017324-111708-JP-
Level: LOW
Sample Type: SOIL

		AREA LIMIT				
COMPOUND	STANDARD	LOWER	UPPER	SAMPLE	%DIFF	
1 1,4-Dichlorobenze	143422	71711	286844	68940	-51.93	<-
2 Naphthalene-d8	550158	275079	1100316	283420	-48.48	
3 Acenaphthene-d10	298413	149207	596826	162540	-45.53	
4 Phenanthrene-d10	530588	265294	1061176	286681	-45.97	
5 Chrysene-d12	494957	247479	989914	261200	-47.23	
6 Perylene-d12	461003	230502	922006	256867	-44.28	

		RT LIMIT			
COMPOUND	STANDARD	LOWER	UPPER	SAMPLE	%DIFF
1 1,4-Dichlorobenze	3.52	3.02	4.02	3.52	0.15
2 Naphthalene-d8	4.41	3.91	4.91	4.42	0.12
3 Acenaphthene-d10	5.68	5.18	6.18	5.69	0.18
4 Phenanthrene-d10	6.78	6.28	7.28	6.79	0.15
5 Chrysene-d12	8.82	8.32	9.32	8.82	-0.10
6 Perylene-d12	10.31	9.81	10.81	10.33	0.24

AREA UPPER LIMIT = +100% of internal standard area.
AREA LOWER LIMIT = - 50% of internal standard area.
RT UPPER LIMIT = + 0.50 minutes of internal standard RT.
RT LOWER LIMIT = - 0.50 minutes of internal standard RT.

EXECUTIVE SUMMARY - Detection Highlights

8K18217 : A8K180217

PARAMETER	RESULT	REPORTING LIMIT	UNITS	ANALYTICAL METHOD
S-017324-111708-JP-001 11/17/08 14:00 001				
Arsenic	4.8	1.4	mg/kg	SW846 6010B
Lead	399	0.41	mg/kg	SW846 6010B
Selenium	0.89	0.68	mg/kg	SW846 6010B
Aluminum	10200	27.3	mg/kg	SW846 6010B
Cadmium	0.77	0.68	mg/kg	SW846 6010B
Chromium	20.1	1.4	mg/kg	SW846 6010B
Copper	114	3.4	mg/kg	SW846 6010B
Iron	26600	13.7	mg/kg	SW846 6010B
Manganese	235	2.0	mg/kg	SW846 6010B
Nickel	19.2	5.5	mg/kg	SW846 6010B
Potassium	1130	683	mg/kg	SW846 6010B
Vanadium	24.9	6.8	mg/kg	SW846 6010B
Zinc	333	2.7	mg/kg	SW846 6010B
Fluoranthene	520	450	ug/kg	SW846 8270C
Percent Solids	73.2	10.0	%	MCAWW 160.3 MOD
S-017324-111708-JP-002 11/17/08 14:25 002				
Mercury	0.13	0.13	mg/kg	SW846 7471A
Arsenic	4.2	1.3	mg/kg	SW846 6010B
Lead	51.5	0.38	mg/kg	SW846 6010B
Aluminum	8180	25.5	mg/kg	SW846 6010B
Chromium	13.2	1.3	mg/kg	SW846 6010B
Copper	25.4	3.2	mg/kg	SW846 6010B
Iron	14100	12.7	mg/kg	SW846 6010B
Manganese	335	1.9	mg/kg	SW846 6010B
Nickel	14.3	5.1	mg/kg	SW846 6010B
Potassium	833	637	mg/kg	SW846 6010B
Vanadium	18.4	6.4	mg/kg	SW846 6010B
Zinc	68.0	2.5	mg/kg	SW846 6010B
Percent Solids	78.4	10.0	%	MCAWW 160.3 MOD
S-017324-111708-JP-003 11/17/08 15:30 003				
Mercury	0.54	0.13	mg/kg	SW846 7471A
Arsenic	17.1	1.3	mg/kg	SW846 6010B
Lead	1200	0.38	mg/kg	SW846 6010B
Selenium	1.6	0.63	mg/kg	SW846 6010B
Aluminum	4230	25.2	mg/kg	SW846 6010B
Chromium	22.2	1.3	mg/kg	SW846 6010B
Copper	174	3.2	mg/kg	SW846 6010B
Iron	66100	12.6	mg/kg	SW846 6010B
Manganese	303	1.9	mg/kg	SW846 6010B

(Continued on next page)

EXECUTIVE SUMMARY - Detection Highlights

8K18217 : A8K180217

PARAMETER	RESULT	REPORTING LIMIT	UNITS	ANALYTICAL METHOD
S-017324-111708-JP-003 11/17/08 15:30 003				
Nickel	50.1	5.0	mg/kg	SW846 6010B
Vanadium	26.7	6.3	mg/kg	SW846 6010B
Zinc	229	2.5	mg/kg	SW846 6010B
Benzo(a)anthracene	2400	1700	ug/kg	SW846 8270C
Benzo(a)pyrene	2100	1700	ug/kg	SW846 8270C
Benzo(b)fluoranthene	2400	1700	ug/kg	SW846 8270C
Chrysene	2200	1700	ug/kg	SW846 8270C
Fluoranthene	4800	1700	ug/kg	SW846 8270C
Phenanthrene	2300	1700	ug/kg	SW846 8270C
Pyrene	4200	1700	ug/kg	SW846 8270C
Percent Solids	79.3	10.0	%	MCAWW 160.3 MOD
S-017324-111708-JP-004 11/17/08 15:50 004				
Percent Solids	85.1	10.0	%	MCAWW 160.3 MOD
S-017324-111708-JP-005 11/17/08 16:05 005				
Percent Solids	86.1	10.0	%	MCAWW 160.3 MOD
S-017324-111708-JP-006 11/17/08 16:20 006				
Arsenic	7.5	1.3	mg/kg	SW846 6010B
Lead	99.4	0.38	mg/kg	SW846 6010B
Aluminum	6870	25.4	mg/kg	SW846 6010B
Chromium	12.9	1.3	mg/kg	SW846 6010B
Cobalt	6.5	6.4	mg/kg	SW846 6010B
Copper	70.0	3.2	mg/kg	SW846 6010B
Iron	15500	12.7	mg/kg	SW846 6010B
Manganese	425	1.9	mg/kg	SW846 6010B
Nickel	19.1	5.1	mg/kg	SW846 6010B
Potassium	1330	636	mg/kg	SW846 6010B
Vanadium	18.8	6.4	mg/kg	SW846 6010B
Zinc	88.3	2.5	mg/kg	SW846 6010B
Fluoranthene	500	420	ug/kg	SW846 8270C
Percent Solids	78.6	10.0	%	MCAWW 160.3 MOD
S-017324-111708-JP-007 11/17/08 16:45 007				
Percent Solids	81.6	10.0	%	MCAWW 160.3 MOD

(Continued on next page)

EXECUTIVE SUMMARY - Detection Highlights

8K18217 : A8K180217

PARAMETER	RESULT	REPORTING LIMIT	UNITS	ANALYTICAL METHOD
S-017324-111708-JP-008 11/17/08 17:00 008				
Mercury	0.30	0.12	mg/kg	SW846 7471A
Arsenic	15.3	1.2	mg/kg	SW846 6010B
Lead	670	0.37	mg/kg	SW846 6010B
Selenium	0.69	0.62	mg/kg	SW846 6010B
Aluminum	5770	24.8	mg/kg	SW846 6010B
Chromium	18.9	1.2	mg/kg	SW846 6010B
Cobalt	7.0	6.2	mg/kg	SW846 6010B
Copper	102	3.1	mg/kg	SW846 6010B
Iron	26200	12.4	mg/kg	SW846 6010B
Manganese	335	1.9	mg/kg	SW846 6010B
Nickel	23.8	5.0	mg/kg	SW846 6010B
Vanadium	19.4	6.2	mg/kg	SW846 6010B
Zinc	184	2.5	mg/kg	SW846 6010B
Benzo(b)fluoranthene	440	410	ug/kg	SW846 8270C
Fluoranthene	830	410	ug/kg	SW846 8270C
Phenanthrene	460	410	ug/kg	SW846 8270C
Pyrene	720	410	ug/kg	SW846 8270C
Percent Solids	80.8	10.0	%	MCAWW 160.3 MOD

(Continued on next page)

EXECUTIVE SUMMARY - Detection Highlights

8K18217 : A8K190285

PARAMETER	RESULT	REPORTING LIMIT	UNITS	ANALYTICAL METHOD
S-017324-111808-JP-009 11/18/08 08:45 001				
Percent Solids	81.3	10.0	%	MCAWW 160.3 MOD
S-017324-111808-JP-010 11/18/08 09:00 002				
Percent Solids	81.4	10.0	%	MCAWW 160.3 MOD
S-017324-111808-JP-011 11/18/08 09:15 003				
Percent Solids	83.0	10.0	%	MCAWW 160.3 MOD
S-017324-111808-JP-012 11/18/08 09:30 004				
Aroclor 1248	180	39	ug/kg	SW846 8082
Aroclor 1260	73	39	ug/kg	SW846 8082
Mercury	0.62	0.12	mg/kg	SW846 7471A
Arsenic	20.4	1.2	mg/kg	SW846 6010B
Lead	1290	0.36	mg/kg	SW846 6010B
Thallium	2.1	1.2	mg/kg	SW846 6010B
Aluminum	3760	23.9	mg/kg	SW846 6010B
Cadmium	1.3	0.60	mg/kg	SW846 6010B
Chromium	91.5	1.2	mg/kg	SW846 6010B
Cobalt	10.2	6.0	mg/kg	SW846 6010B
Copper	232	3.0	mg/kg	SW846 6010B
Iron	68400	11.9	mg/kg	SW846 6010B
Manganese	366	1.8	mg/kg	SW846 6010B
Nickel	43.3	4.8	mg/kg	SW846 6010B
Vanadium	18.8	6.0	mg/kg	SW846 6010B
Zinc	588	2.4	mg/kg	SW846 6010B
Benzo(a)anthracene	2000	2000	ug/kg	SW846 8270C
Chrysene	2200	2000	ug/kg	SW846 8270C
Fluoranthene	4300	2000	ug/kg	SW846 8270C
Phenanthrene	2100	2000	ug/kg	SW846 8270C
Pyrene	3700	2000	ug/kg	SW846 8270C
Percent Solids	83.7	10.0	%	MCAWW 160.3 MOD
S-017324-111808-JP-013 11/18/08 10:00 005				
Percent Solids	76.9	10.0	%	MCAWW 160.3 MOD

(Continued on next page)

EXECUTIVE SUMMARY - Detection Highlights

8K18217 : A8K190285

PARAMETER	RESULT	REPORTING LIMIT	UNITS	ANALYTICAL METHOD
S-017324-111808-JP-014 11/18/08 10:05 006				
Percent Solids	75.5	10.0	%	MCAWW 160.3 MOD
S-017324-111808-JP-015 11/18/08 10:10 007				
Arsenic	9.1	1.3	mg/kg	SW846 6010B
Lead	504	0.40	mg/kg	SW846 6010B
Aluminum	8640	26.7	mg/kg	SW846 6010B
Chromium	13.9	1.3	mg/kg	SW846 6010B
Cobalt	7.6	6.7	mg/kg	SW846 6010B
Copper	27.6	3.3	mg/kg	SW846 6010B
Iron	18200	13.3	mg/kg	SW846 6010B
Manganese	493	2.0	mg/kg	SW846 6010B
Nickel	20.0	5.3	mg/kg	SW846 6010B
Potassium	887	666	mg/kg	SW846 6010B
Vanadium	23.6	6.7	mg/kg	SW846 6010B
Zinc	93.7	2.7	mg/kg	SW846 6010B
Percent Solids	75.0	10.0	%	MCAWW 160.3 MOD
S-017324-111808-JP-016 11/18/08 10:15 008				
Arsenic	6.7	1.3	mg/kg	SW846 6010B
Lead	215	0.38	mg/kg	SW846 6010B
Aluminum	7920	25.6	mg/kg	SW846 6010B
Chromium	12.1	1.3	mg/kg	SW846 6010B
Cobalt	6.7	6.4	mg/kg	SW846 6010B
Copper	24.4	3.2	mg/kg	SW846 6010B
Iron	16800	12.8	mg/kg	SW846 6010B
Manganese	327	1.9	mg/kg	SW846 6010B
Nickel	17.1	5.1	mg/kg	SW846 6010B
Potassium	815	639	mg/kg	SW846 6010B
Vanadium	20.3	6.4	mg/kg	SW846 6010B
Zinc	72.0	2.6	mg/kg	SW846 6010B
Percent Solids	78.2	10.0	%	MCAWW 160.3 MOD
S-017324-111808-JP-017 11/18/08 10:25 009				
Percent Solids	78.8	10.0	%	MCAWW 160.3 MOD
S-017324-111808-JP-018 11/18/08 10:40 010				
Arsenic	5.9	1.3	mg/kg	SW846 6010B
Lead	65.6	0.40	mg/kg	SW846 6010B
Aluminum	8760	26.5	mg/kg	SW846 6010B

(Continued on next page)

EXECUTIVE SUMMARY - Detection Highlights

8K18217 : A8K190285

PARAMETER	RESULT	REPORTING LIMIT	UNITS	ANALYTICAL METHOD
S-017324-111808-JP-018 11/18/08 10:40 010				
Chromium	12.5	1.3	mg/kg	SW846 6010B
Copper	29.4	3.3	mg/kg	SW846 6010B
Iron	16000	13.2	mg/kg	SW846 6010B
Manganese	227	2.0	mg/kg	SW846 6010B
Nickel	16.8	5.3	mg/kg	SW846 6010B
Potassium	971	661	mg/kg	SW846 6010B
Vanadium	20.5	6.6	mg/kg	SW846 6010B
Zinc	73.4	2.6	mg/kg	SW846 6010B
Percent Solids	75.6	10.0	%	MCAWW 160.3 MOD
S-017324-111808-JP-019 11/18/08 11:00 011				
Percent Solids	80.4	10.0	%	MCAWW 160.3 MOD
S-017324-111808-JP-020 11/18/08 11:05 012				
Arsenic	5.3	1.2	mg/kg	SW846 6010B
Lead	15.3	0.37	mg/kg	SW846 6010B
Aluminum	8850	24.8	mg/kg	SW846 6010B
Chromium	11.8	1.2	mg/kg	SW846 6010B
Copper	8.5	3.1	mg/kg	SW846 6010B
Iron	14100	12.4	mg/kg	SW846 6010B
Manganese	269	1.9	mg/kg	SW846 6010B
Nickel	10.2	5.0	mg/kg	SW846 6010B
Vanadium	21.1	6.2	mg/kg	SW846 6010B
Zinc	43.0	2.5	mg/kg	SW846 6010B
Percent Solids	80.6	10.0	%	MCAWW 160.3 MOD
S-017324-111808-JP-021 11/18/08 11:30 013				
Acetone	24	21	ug/kg	SW846 8260B
Methylene chloride	13	5.3	ug/kg	SW846 8260B
Percent Solids	80.7	10.0	%	MCAWW 160.3 MOD
S-017324-111808-JP-022 11/18/08 11:55 014				
Arsenic	3.4	1.3	mg/kg	SW846 6010B
Lead	14.7	0.38	mg/kg	SW846 6010B
Aluminum	11100	25.3	mg/kg	SW846 6010B
Chromium	15.2	1.3	mg/kg	SW846 6010B
Copper	20.3	3.2	mg/kg	SW846 6010B
Iron	15400	12.6	mg/kg	SW846 6010B
Manganese	317	1.9	mg/kg	SW846 6010B

(Continued on next page)

EXECUTIVE SUMMARY - Detection Highlights

8K18217 : A8K190285

PARAMETER	RESULT	REPORTING LIMIT	UNITS	ANALYTICAL METHOD
S-017324-111808-JP-022 11/18/08 11:55 014				
Nickel	16.3	5.1	mg/kg	SW846 6010B
Potassium	743	632	mg/kg	SW846 6010B
Vanadium	21.5	6.3	mg/kg	SW846 6010B
Zinc	63.5	2.5	mg/kg	SW846 6010B
Percent Solids	79.1	10.0	%	MCAWW 160.3 MOD
S-017324-111808-JP-023 11/18/08 13:05 015				
Percent Solids	79.4	10.0	%	MCAWW 160.3 MOD
S-017324-111808-JP-024 11/18/08 13:35 016				
Arsenic	8.8	1.3	mg/kg	SW846 6010B
Lead	79.2	0.39	mg/kg	SW846 6010B
Aluminum	10100	25.7	mg/kg	SW846 6010B
Chromium	14.3	1.3	mg/kg	SW846 6010B
Cobalt	6.7	6.4	mg/kg	SW846 6010B
Copper	37.3	3.2	mg/kg	SW846 6010B
Iron	17400	12.9	mg/kg	SW846 6010B
Manganese	254	1.9	mg/kg	SW846 6010B
Nickel	19.0	5.1	mg/kg	SW846 6010B
Potassium	1020	643	mg/kg	SW846 6010B
Vanadium	23.3	6.4	mg/kg	SW846 6010B
Zinc	108	2.6	mg/kg	SW846 6010B
Percent Solids	77.8	10.0	%	MCAWW 160.3 MOD
S-017324-111808-JP-025 11/18/08 13:50 017				
Percent Solids	77.1	10.0	%	MCAWW 160.3 MOD
S-017324-111808-JP-026 11/18/08 14:05 018				
Arsenic	2.7	1.4	mg/kg	SW846 6010B
Lead	29.0	0.41	mg/kg	SW846 6010B
Aluminum	4400	27.1	mg/kg	SW846 6010B
Chromium	6.3	1.4	mg/kg	SW846 6010B
Copper	11.5	3.4	mg/kg	SW846 6010B
Iron	8620	13.6	mg/kg	SW846 6010B
Manganese	114	2.0	mg/kg	SW846 6010B
Nickel	7.6	5.4	mg/kg	SW846 6010B
Vanadium	12.3	6.8	mg/kg	SW846 6010B
Zinc	43.8	2.7	mg/kg	SW846 6010B
Percent Solids	73.7	10.0	%	MCAWW 160.3 MOD

(Continued on next page)

EXECUTIVE SUMMARY - Detection Highlights

8K18217 : A8K190285

PARAMETER	RESULT	REPORTING LIMIT	UNITS	ANALYTICAL METHOD
S-017324-111808-JP-027 11/18/08 15:00 019				
Acetone	20	18	ug/kg	SW846 8260B
Percent Solids	88.8	10.0	%	MCAWW 160.3 MOD
S-017324-111808-JP-028 11/18/08 15:15 020				
Arsenic	6.0	1.2	mg/kg	SW846 6010B
Lead	83.5	0.35	mg/kg	SW846 6010B
Aluminum	5020	23.4	mg/kg	SW846 6010B
Chromium	9.0	1.2	mg/kg	SW846 6010B
Copper	18.3	2.9	mg/kg	SW846 6010B
Iron	12500	11.7	mg/kg	SW846 6010B
Manganese	298	1.8	mg/kg	SW846 6010B
Nickel	14.0	4.7	mg/kg	SW846 6010B
Potassium	729	586	mg/kg	SW846 6010B
Vanadium	15.7	5.9	mg/kg	SW846 6010B
Zinc	62.5	2.3	mg/kg	SW846 6010B
Percent Solids	85.3	10.0	%	MCAWW 160.3 MOD
S-017324-111808-JP-029 11/18/08 15:20 021				
Percent Solids	85.2	10.0	%	MCAWW 160.3 MOD
S-017324-111808-JP-030 11/18/08 15:35 022				
Mercury	0.28	0.12	mg/kg	SW846 7471A
Arsenic	9.6	1.2	mg/kg	SW846 6010B
Lead	179	0.37	mg/kg	SW846 6010B
Aluminum	8690	24.5	mg/kg	SW846 6010B
Chromium	15.1	1.2	mg/kg	SW846 6010B
Cobalt	8.3	6.1	mg/kg	SW846 6010B
Copper	33.5	3.1	mg/kg	SW846 6010B
Iron	17800	12.3	mg/kg	SW846 6010B
Manganese	430	1.8	mg/kg	SW846 6010B
Nickel	21.2	4.9	mg/kg	SW846 6010B
Potassium	1050	613	mg/kg	SW846 6010B
Vanadium	23.5	6.1	mg/kg	SW846 6010B
Zinc	194	2.5	mg/kg	SW846 6010B
Percent Solids	81.6	10.0	%	MCAWW 160.3 MOD

(Continued on next page)

EXECUTIVE SUMMARY - Detection Highlights

8K18217 : A8K200287

PARAMETER	RESULT	REPORTING LIMIT	UNITS	ANALYTICAL METHOD
S-017324-111908-JP-031 11/19/08 10:20 001				
Percent Solids	76.9	10.0	%	MCAWW 160.3 MOD
S-017324-111908-JP-032 11/19/08 10:38 002				
Arsenic	7.5	1.2	mg/kg	SW846 6010B
Lead	15.9	0.37	mg/kg	SW846 6010B
Aluminum	10400	25.0	mg/kg	SW846 6010B
Chromium	13.9	1.2	mg/kg	SW846 6010B
Cobalt	9.1	6.2	mg/kg	SW846 6010B
Copper	15.9	3.1	mg/kg	SW846 6010B
Iron	17300	12.5	mg/kg	SW846 6010B
Manganese	522	1.9	mg/kg	SW846 6010B
Nickel	16.7	5.0	mg/kg	SW846 6010B
Potassium	1130	624	mg/kg	SW846 6010B
Vanadium	25.6	6.2	mg/kg	SW846 6010B
Zinc	55.3	2.5	mg/kg	SW846 6010B
Percent Solids	80.1	10.0	%	MCAWW 160.3 MOD
S-017324-111908-JP-033 11/19/08 11:05 003				
Percent Solids	82.0	10.0	%	MCAWW 160.3 MOD
S-017324-111908-JP-034 11/19/08 11:38 004				
Arsenic	8.3	1.2	mg/kg	SW846 6010B
Lead	12.8	0.37	mg/kg	SW846 6010B
Aluminum	13100	24.7	mg/kg	SW846 6010B
Chromium	15.9	1.2	mg/kg	SW846 6010B
Cobalt	7.3	6.2	mg/kg	SW846 6010B
Copper	13.0	3.1	mg/kg	SW846 6010B
Iron	19400	12.3	mg/kg	SW846 6010B
Manganese	370	1.9	mg/kg	SW846 6010B
Nickel	12.3	4.9	mg/kg	SW846 6010B
Potassium	1130	617	mg/kg	SW846 6010B
Vanadium	29.5	6.2	mg/kg	SW846 6010B
Zinc	50.8	2.5	mg/kg	SW846 6010B
Percent Solids	81.0	10.0	%	MCAWW 160.3 MOD
S-017324-111908-JP-035 11/19/08 12:05 005				
Methylene chloride	8.7	5.1	ug/kg	SW846 8260B
Percent Solids	81.7	10.0	%	MCAWW 160.3 MOD

(Continued on next page)

EXECUTIVE SUMMARY - Detection Highlights

8K18217 : A8K200287

PARAMETER	RESULT	REPORTING LIMIT	UNITS	ANALYTICAL METHOD
S-017324-111908-JP-036 11/19/08 12:10 006				
Methylene chloride	8.9	4.9	ug/kg	SW846 8260B
Percent Solids	81.1	10.0	%	MCAWW 160.3 MOD
S-017324-111908-JP-037 11/19/08 12:20 007				
Arsenic	14.3	1.3	mg/kg	SW846 6010B
Lead	20.3	0.38	mg/kg	SW846 6010B
Aluminum	15100	25.3	mg/kg	SW846 6010B
Chromium	21.0	1.3	mg/kg	SW846 6010B
Cobalt	8.1	6.3	mg/kg	SW846 6010B
Copper	27.9	3.2	mg/kg	SW846 6010B
Iron	29200	12.7	mg/kg	SW846 6010B
Manganese	345	1.9	mg/kg	SW846 6010B
Nickel	23.9	5.1	mg/kg	SW846 6010B
Potassium	1310	634	mg/kg	SW846 6010B
Vanadium	36.2	6.3	mg/kg	SW846 6010B
Zinc	84.5	2.5	mg/kg	SW846 6010B
Percent Solids	78.9	10.0	%	MCAWW 160.3 MOD
S-017324-111908-JP-038 11/19/08 12:25 008				
Arsenic	10.9	1.3	mg/kg	SW846 6010B
Lead	14.6	0.38	mg/kg	SW846 6010B
Aluminum	13200	25.0	mg/kg	SW846 6010B
Chromium	18.5	1.3	mg/kg	SW846 6010B
Cobalt	9.6	6.3	mg/kg	SW846 6010B
Copper	23.6	3.1	mg/kg	SW846 6010B
Iron	24500	12.5	mg/kg	SW846 6010B
Manganese	450	1.9	mg/kg	SW846 6010B
Nickel	27.4	5.0	mg/kg	SW846 6010B
Potassium	1420	626	mg/kg	SW846 6010B
Vanadium	30.8	6.3	mg/kg	SW846 6010B
Zinc	69.6	2.5	mg/kg	SW846 6010B
Percent Solids	79.9	10.0	%	MCAWW 160.3 MOD
S-017324-111908-JP-039 11/19/08 13:20 009				
Acetone	21	20	ug/kg	SW846 8260B
Methylene chloride	8.4	5.1	ug/kg	SW846 8260B
Percent Solids	80.2	10.0	%	MCAWW 160.3 MOD

(Continued on next page)

EXECUTIVE SUMMARY - Detection Highlights

8K18217 : A8K200287

PARAMETER	RESULT	REPORTING LIMIT	UNITS	ANALYTICAL METHOD
S-017324-111908-JP-040 11/19/08 13:35 010				
Arsenic	7.4	1.2	mg/kg	SW846 6010B
Lead	14.3	0.37	mg/kg	SW846 6010B
Aluminum	9500	24.7	mg/kg	SW846 6010B
Chromium	12.1	1.2	mg/kg	SW846 6010B
Cobalt	10.1	6.2	mg/kg	SW846 6010B
Copper	9.3	3.1	mg/kg	SW846 6010B
Iron	15900	12.3	mg/kg	SW846 6010B
Manganese	906	1.8	mg/kg	SW846 6010B
Nickel	10.0	4.9	mg/kg	SW846 6010B
Potassium	728	616	mg/kg	SW846 6010B
Vanadium	25.1	6.2	mg/kg	SW846 6010B
Zinc	36.6	2.5	mg/kg	SW846 6010B
Percent Solids	81.1	10.0	%	MCAWW 160.3 MOD
S-017324-111908-JP-041 11/19/08 13:40 011				
Methylene chloride	8.3	5.0	ug/kg	SW846 8260B
Percent Solids	79.3	10.0	%	MCAWW 160.3 MOD
S-017324-111908-JP-042 11/19/08 14:05 012				
Arsenic	6.3	1.2	mg/kg	SW846 6010B
Lead	6.5	0.36	mg/kg	SW846 6010B
Aluminum	6930	24.0	mg/kg	SW846 6010B
Chromium	10.2	1.2	mg/kg	SW846 6010B
Copper	15.0	3.0	mg/kg	SW846 6010B
Iron	13200	12.0	mg/kg	SW846 6010B
Manganese	259	1.8	mg/kg	SW846 6010B
Nickel	16.4	4.8	mg/kg	SW846 6010B
Potassium	1280	600	mg/kg	SW846 6010B
Vanadium	18.3	6.0	mg/kg	SW846 6010B
Zinc	88.2	2.4	mg/kg	SW846 6010B
Percent Solids	83.4	10.0	%	MCAWW 160.3 MOD
S-017324-111908-JP-043 11/19/08 14:30 013				
Methylene chloride	11	5.9	ug/kg	SW846 8260B
Percent Solids	77.5	10.0	%	MCAWW 160.3 MOD

(Continued on next page)

EXECUTIVE SUMMARY - Detection Highlights

8K18217 : A8K200287

PARAMETER	RESULT	REPORTING LIMIT	UNITS	ANALYTICAL METHOD
S-017324-111908-JP-044 11/19/08 14:30 014				
Arsenic	8.8	1.3	mg/kg	SW846 6010B
Lead	12.7	0.38	mg/kg	SW846 6010B
Aluminum	11400	25.1	mg/kg	SW846 6010B
Chromium	14.7	1.3	mg/kg	SW846 6010B
Cobalt	8.3	6.3	mg/kg	SW846 6010B
Copper	18.2	3.1	mg/kg	SW846 6010B
Iron	19500	12.6	mg/kg	SW846 6010B
Manganese	562	1.9	mg/kg	SW846 6010B
Nickel	24.7	5.0	mg/kg	SW846 6010B
Potassium	1020	628	mg/kg	SW846 6010B
Vanadium	25.3	6.3	mg/kg	SW846 6010B
Zinc	60.9	2.5	mg/kg	SW846 6010B
Percent Solids	79.6	10.0	%	MCAWW 160.3 MOD
S-017324-111908-JP-045 11/19/08 14:55 015				
Methylene chloride	8.3	5.4	ug/kg	SW846 8260B
Percent Solids	79.4	10.0	%	MCAWW 160.3 MOD
S-017324-111908-JP-046 11/19/08 14:55 016				
Arsenic	11.3	1.3	mg/kg	SW846 6010B
Lead	14.3	0.38	mg/kg	SW846 6010B
Aluminum	14300	25.5	mg/kg	SW846 6010B
Chromium	18.9	1.3	mg/kg	SW846 6010B
Cobalt	8.4	6.4	mg/kg	SW846 6010B
Copper	24.5	3.2	mg/kg	SW846 6010B
Iron	26100	12.7	mg/kg	SW846 6010B
Manganese	475	1.9	mg/kg	SW846 6010B
Nickel	25.6	5.1	mg/kg	SW846 6010B
Potassium	909	637	mg/kg	SW846 6010B
Vanadium	30.4	6.4	mg/kg	SW846 6010B
Zinc	66.9	2.5	mg/kg	SW846 6010B
Percent Solids	78.4	10.0	%	MCAWW 160.3 MOD
S-017324-111908-JP-047 11/19/08 15:30 017				
Methylene chloride	7.5	4.5	ug/kg	SW846 8260B
Percent Solids	83.0	10.0	%	MCAWW 160.3 MOD

(Continued on next page)

EXECUTIVE SUMMARY - Detection Highlights

8K18217 : A8K200287

PARAMETER	RESULT	REPORTING LIMIT	UNITS	ANALYTICAL METHOD
S-017324-111908-JP-048 11/19/08 15:30 018				
Arsenic	10.8	1.3	mg/kg	SW846 6010B
Lead	18.1	0.38	mg/kg	SW846 6010B
Aluminum	13700	25.1	mg/kg	SW846 6010B
Chromium	17.2	1.3	mg/kg	SW846 6010B
Cobalt	10.9	6.3	mg/kg	SW846 6010B
Copper	19.3	3.1	mg/kg	SW846 6010B
Iron	23100	12.6	mg/kg	SW846 6010B
Manganese	597	1.9	mg/kg	SW846 6010B
Nickel	19.8	5.0	mg/kg	SW846 6010B
Potassium	937	628	mg/kg	SW846 6010B
Vanadium	31.4	6.3	mg/kg	SW846 6010B
Zinc	65.7	2.5	mg/kg	SW846 6010B
Percent Solids	79.6	10.0	%	MCAWW 160.3 MOD
S-017324-111908-JP-049 11/19/08 16:00 019				
Methylene chloride	8.4	5.1	ug/kg	SW846 8260B
Percent Solids	79.7	10.0	%	MCAWW 160.3 MOD
S-017324-111908-JP-050 11/19/08 16:00 020				
Arsenic	6.9	1.3	mg/kg	SW846 6010B
Lead	14.0	0.38	mg/kg	SW846 6010B
Aluminum	10300	25.1	mg/kg	SW846 6010B
Chromium	13.4	1.3	mg/kg	SW846 6010B
Cobalt	9.7	6.3	mg/kg	SW846 6010B
Copper	10.8	3.1	mg/kg	SW846 6010B
Iron	16700	12.6	mg/kg	SW846 6010B
Manganese	659	1.9	mg/kg	SW846 6010B
Nickel	10.6	5.0	mg/kg	SW846 6010B
Potassium	753	628	mg/kg	SW846 6010B
Vanadium	25.6	6.3	mg/kg	SW846 6010B
Zinc	37.9	2.5	mg/kg	SW846 6010B
Percent Solids	79.6	10.0	%	MCAWW 160.3 MOD

(Continued on next page)

EXECUTIVE SUMMARY - Detection Highlights

8K18217 : A8K200300

PARAMETER	RESULT	REPORTING LIMIT	UNITS	ANALYTICAL METHOD
S-017324-111908-NH-001 11/19/08 10:35 001				
Arsenic	12.3	1.3	mg/kg	SW846 6010B
Lead	16.3	0.38	mg/kg	SW846 6010B
Aluminum	15400	25.2	mg/kg	SW846 6010B
Chromium	20.7	1.3	mg/kg	SW846 6010B
Cobalt	10.2	6.3	mg/kg	SW846 6010B
Copper	29.2	3.2	mg/kg	SW846 6010B
Iron	27900	12.6	mg/kg	SW846 6010B
Manganese	487	1.9	mg/kg	SW846 6010B
Nickel	32.3	5.0	mg/kg	SW846 6010B
Potassium	1360	631	mg/kg	SW846 6010B
Vanadium	31.4	6.3	mg/kg	SW846 6010B
Zinc	84.7	2.5	mg/kg	SW846 6010B
Percent Solids	79.3	10.0	%	MCAWW 160.3 MOD
S-017324-111908-NH-002 11/19/08 10:40 002				
Methylene chloride	14	5.7	ug/kg	SW846 8260B
Percent Solids	74.9	10.0	%	MCAWW 160.3 MOD
S-017324-111908-NH-003 11/19/08 11:05 003				
Methylene chloride	13	5.3	ug/kg	SW846 8260B
Percent Solids	79.4	10.0	%	MCAWW 160.3 MOD
S-017324-111908-NH-004 11/19/08 11:10 004				
Arsenic	9.9	1.3	mg/kg	SW846 6010B
Lead	18.6	0.38	mg/kg	SW846 6010B
Aluminum	13600	25.2	mg/kg	SW846 6010B
Chromium	18.3	1.3	mg/kg	SW846 6010B
Cobalt	8.8	6.3	mg/kg	SW846 6010B
Copper	22.2	3.1	mg/kg	SW846 6010B
Iron	22400	12.6	mg/kg	SW846 6010B
Manganese	564	1.9	mg/kg	SW846 6010B
Nickel	27.4	5.0	mg/kg	SW846 6010B
Potassium	1510	629	mg/kg	SW846 6010B
Vanadium	29.6	6.3	mg/kg	SW846 6010B
Zinc	77.4	2.5	mg/kg	SW846 6010B
Percent Solids	79.5	10.0	%	MCAWW 160.3 MOD

(Continued on next page)

EXECUTIVE SUMMARY - Detection Highlights

8K18217 : A8K200300

PARAMETER	RESULT	REPORTING LIMIT	UNITS	ANALYTICAL METHOD
S-017324-111908-NH-005 11/19/08 11:50 005				
Acetone	58	25	ug/kg	SW846 8260B
Methylene chloride	13	6.2	ug/kg	SW846 8260B
Percent Solids	79.5	10.0	%	MCAWW 160.3 MOD
S-017324-111908-NH-006 11/19/08 12:10 006				
Arsenic	8.7	1.3	mg/kg	SW846 6010B
Lead	44.5	0.38	mg/kg	SW846 6010B
Aluminum	11500	25.1	mg/kg	SW846 6010B
Chromium	15.6	1.3	mg/kg	SW846 6010B
Cobalt	10.3	6.3	mg/kg	SW846 6010B
Copper	21.6	3.1	mg/kg	SW846 6010B
Iron	18700	12.6	mg/kg	SW846 6010B
Manganese	545	1.9	mg/kg	SW846 6010B
Nickel	18.3	5.0	mg/kg	SW846 6010B
Potassium	1160	628	mg/kg	SW846 6010B
Vanadium	28.0	6.3	mg/kg	SW846 6010B
Zinc	92.6	2.5	mg/kg	SW846 6010B
Percent Solids	79.6	10.0	%	MCAWW 160.3 MOD
S-017324-111908-NH-007 11/19/08 13:20 007				
Acetone	35	22	ug/kg	SW846 8260B
Methylene chloride	14	5.4	ug/kg	SW846 8260B
Percent Solids	79.2	10.0	%	MCAWW 160.3 MOD
S-017324-111908-NH-008 11/19/08 13:40 008				
Arsenic	5.9	1.2	mg/kg	SW846 6010B
Lead	9.1	0.36	mg/kg	SW846 6010B
Aluminum	6340	23.7	mg/kg	SW846 6010B
Chromium	9.6	1.2	mg/kg	SW846 6010B
Cobalt	5.9	5.9	mg/kg	SW846 6010B
Copper	13.0	3.0	mg/kg	SW846 6010B
Iron	11500	11.9	mg/kg	SW846 6010B
Manganese	274	1.8	mg/kg	SW846 6010B
Nickel	13.0	4.7	mg/kg	SW846 6010B
Potassium	1170	593	mg/kg	SW846 6010B
Vanadium	15.6	5.9	mg/kg	SW846 6010B
Zinc	39.8	2.4	mg/kg	SW846 6010B
Percent Solids	84.3	10.0	%	MCAWW 160.3 MOD

(Continued on next page)

EXECUTIVE SUMMARY - Detection Highlights

8K18217 : A8K200300

PARAMETER	RESULT	REPORTING LIMIT	UNITS	ANALYTICAL METHOD
S-017324-111908-NH-009 11/19/08 13:45 009				
Arsenic	6.9	1.2	mg/kg	SW846 6010B
Lead	36.2	0.35	mg/kg	SW846 6010B
Aluminum	8770	23.5	mg/kg	SW846 6010B
Chromium	11.6	1.2	mg/kg	SW846 6010B
Cobalt	8.1	5.9	mg/kg	SW846 6010B
Copper	13.0	2.9	mg/kg	SW846 6010B
Iron	13700	11.7	mg/kg	SW846 6010B
Manganese	456	1.8	mg/kg	SW846 6010B
Nickel	14.3	4.7	mg/kg	SW846 6010B
Potassium	1160	587	mg/kg	SW846 6010B
Vanadium	20.6	5.9	mg/kg	SW846 6010B
Zinc	54.7	2.3	mg/kg	SW846 6010B
Percent Solids	85.2	10.0	%	MCAWW 160.3 MOD
S-017324-111908-NH-010 11/19/08 14:00 010				
Methylene chloride	12	5.0	ug/kg	SW846 8260B
Percent Solids	81.2	10.0	%	MCAWW 160.3 MOD
S-017324-111908-NH-011 11/19/08 14:10 011				
Arsenic	10.5	1.3	mg/kg	SW846 6010B
Lead	12.7	0.38	mg/kg	SW846 6010B
Aluminum	14200	25.1	mg/kg	SW846 6010B
Chromium	17.6	1.3	mg/kg	SW846 6010B
Cobalt	8.3	6.3	mg/kg	SW846 6010B
Copper	20.1	3.1	mg/kg	SW846 6010B
Iron	23800	12.5	mg/kg	SW846 6010B
Manganese	361	1.9	mg/kg	SW846 6010B
Nickel	21.4	5.0	mg/kg	SW846 6010B
Potassium	1450	627	mg/kg	SW846 6010B
Vanadium	31.0	6.3	mg/kg	SW846 6010B
Zinc	58.7	2.5	mg/kg	SW846 6010B
Percent Solids	79.7	10.0	%	MCAWW 160.3 MOD
S-017324-111908-NH-012 11/19/08 14:15 012				
Methylene chloride	13	5.4	ug/kg	SW846 8260B
Percent Solids	81.1	10.0	%	MCAWW 160.3 MOD

(Continued on next page)

EXECUTIVE SUMMARY - Detection Highlights

8K18217 : A8K200300

PARAMETER	RESULT	REPORTING LIMIT	UNITS	ANALYTICAL METHOD
S-017324-111908-NH-013 11/19/08 14:35 013				
Arsenic	10.2	1.2	mg/kg	SW846 6010B
Lead	13.8	0.36	mg/kg	SW846 6010B
Aluminum	11800	23.7	mg/kg	SW846 6010B
Chromium	18.2	1.2	mg/kg	SW846 6010B
Cobalt	6.7	5.9	mg/kg	SW846 6010B
Copper	22.3	3.0	mg/kg	SW846 6010B
Iron	20900	11.9	mg/kg	SW846 6010B
Manganese	272	1.8	mg/kg	SW846 6010B
Nickel	29.8	4.7	mg/kg	SW846 6010B
Potassium	1430	593	mg/kg	SW846 6010B
Vanadium	29.2	5.9	mg/kg	SW846 6010B
Zinc	77.4	2.4	mg/kg	SW846 6010B
Percent Solids	84.4	10.0	%	MCAWW 160.3 MOD
S-017324-111908-NH-014 11/19/08 14:55 014				
Methylene chloride	14	5.7	ug/kg	SW846 8260B
Percent Solids	81.3	10.0	%	MCAWW 160.3 MOD
S-017324-111908-NH-015 11/19/08 15:00 015				
Methylene chloride	13	5.1	ug/kg	SW846 8260B
Percent Solids	80.8	10.0	%	MCAWW 160.3 MOD
S-017324-111908-NH-016 11/19/08 15:05 016				
Arsenic	7.8	1.2	mg/kg	SW846 6010B
Lead	13.6	0.37	mg/kg	SW846 6010B
Aluminum	12400	24.6	mg/kg	SW846 6010B
Chromium	14.7	1.2	mg/kg	SW846 6010B
Cobalt	9.9	6.2	mg/kg	SW846 6010B
Copper	11.8	3.1	mg/kg	SW846 6010B
Iron	18200	12.3	mg/kg	SW846 6010B
Manganese	606	1.8	mg/kg	SW846 6010B
Nickel	12.5	4.9	mg/kg	SW846 6010B
Potassium	916	615	mg/kg	SW846 6010B
Vanadium	28.9	6.2	mg/kg	SW846 6010B
Zinc	46.2	2.5	mg/kg	SW846 6010B
Percent Solids	81.3	10.0	%	MCAWW 160.3 MOD

(Continued on next page)

EXECUTIVE SUMMARY - Detection Highlights

8K18217 : A8K200300

PARAMETER	RESULT	REPORTING LIMIT	UNITS	ANALYTICAL METHOD
S-017324-111908-NH-017 11/19/08 15:30 017				
Methylene chloride	13	5.6	ug/kg	SW846 8260B
Percent Solids	80.1	10.0	%	MCAWW 160.3 MOD
S-017324-111908-NH-018 11/19/08 15:45 018				
Arsenic	10.1	1.2	mg/kg	SW846 6010B
Lead	12.9	0.37	mg/kg	SW846 6010B
Aluminum	12800	24.8	mg/kg	SW846 6010B
Chromium	18.5	1.2	mg/kg	SW846 6010B
Cobalt	8.5	6.2	mg/kg	SW846 6010B
Copper	24.7	3.1	mg/kg	SW846 6010B
Iron	23000	12.4	mg/kg	SW846 6010B
Manganese	282	1.9	mg/kg	SW846 6010B
Nickel	27.4	5.0	mg/kg	SW846 6010B
Potassium	1240	619	mg/kg	SW846 6010B
Vanadium	31.9	6.2	mg/kg	SW846 6010B
Zinc	76.8	2.5	mg/kg	SW846 6010B
Percent Solids	80.8	10.0	%	MCAWW 160.3 MOD
S-017324-111908-NH-019 11/19/08 16:10 019				
Methylene chloride	13	5.6	ug/kg	SW846 8260B
Percent Solids	80.8	10.0	%	MCAWW 160.3 MOD
S-017324-111908-NH-020 11/19/08 16:15 020				
Arsenic	10.4	1.2	mg/kg	SW846 6010B
Lead	15.1	0.37	mg/kg	SW846 6010B
Aluminum	13400	25.0	mg/kg	SW846 6010B
Chromium	17.2	1.2	mg/kg	SW846 6010B
Cobalt	8.0	6.2	mg/kg	SW846 6010B
Copper	16.5	3.1	mg/kg	SW846 6010B
Iron	22900	12.5	mg/kg	SW846 6010B
Manganese	475	1.9	mg/kg	SW846 6010B
Nickel	14.5	5.0	mg/kg	SW846 6010B
Potassium	1010	624	mg/kg	SW846 6010B
Vanadium	30.8	6.2	mg/kg	SW846 6010B
Zinc	51.4	2.5	mg/kg	SW846 6010B
Percent Solids	80.1	10.0	%	MCAWW 160.3 MOD

(Continued on next page)

EXECUTIVE SUMMARY - Detection Highlights

8K18217 : A8K240176

PARAMETER	RESULT	REPORTING LIMIT	UNITS	ANALYTICAL METHOD
S-017324-112008-JP-051 11/20/08 08:55 001				
Methylene chloride	7.6	4.8	ug/kg	SW846 8260B
Percent Solids	82.7	10.0	%	MCAWW 160.3 MOD
S-017324-112008-JP-052 11/20/08 08:55 002				
Arsenic	10.0	1.3	mg/kg	SW846 6010B
Lead	82.5	0.39	mg/kg	SW846 6010B
Selenium	0.66	0.64	mg/kg	SW846 6010B
Aluminum	7620	25.8	mg/kg	SW846 6010B
Chromium	11.3	1.3	mg/kg	SW846 6010B
Cobalt	9.8	6.4	mg/kg	SW846 6010B
Copper	17.6	3.2	mg/kg	SW846 6010B
Iron	15900	12.9	mg/kg	SW846 6010B
Manganese	974	1.9	mg/kg	SW846 6010B
Nickel	12.6	5.2	mg/kg	SW846 6010B
Potassium	670	644	mg/kg	SW846 6010B
Vanadium	23.7	6.4	mg/kg	SW846 6010B
Zinc	94.5	2.6	mg/kg	SW846 6010B
Fluoranthene	1700	850	ug/kg	SW846 8270C
Phenanthrene	1000	850	ug/kg	SW846 8270C
Pyrene	1300	850	ug/kg	SW846 8270C
Percent Solids	77.6	10.0	%	MCAWW 160.3 MOD
S-017324-112008-JP-053 11/20/08 09:25 003				
Methylene chloride	21	5.7	ug/kg	SW846 8260B
Percent Solids	80.0	10.0	%	MCAWW 160.3 MOD
S-017324-112008-JP-054 11/20/08 09:25 004				
Arsenic	10.6	1.3	mg/kg	SW846 6010B
Lead	14.2	0.38	mg/kg	SW846 6010B
Aluminum	9860	25.3	mg/kg	SW846 6010B
Chromium	15.2	1.3	mg/kg	SW846 6010B
Cobalt	8.6	6.3	mg/kg	SW846 6010B
Copper	21.5	3.2	mg/kg	SW846 6010B
Iron	20900	12.7	mg/kg	SW846 6010B
Manganese	658	1.9	mg/kg	SW846 6010B
Nickel	27.6	5.1	mg/kg	SW846 6010B
Potassium	771	633	mg/kg	SW846 6010B
Vanadium	25.7	6.3	mg/kg	SW846 6010B
Zinc	63.4	2.5	mg/kg	SW846 6010B
Percent Solids	79.0	10.0	%	MCAWW 160.3 MOD

(Continued on next page)

EXECUTIVE SUMMARY - Detection Highlights

8K18217 : A8K240176

PARAMETER	RESULT	REPORTING LIMIT	UNITS	ANALYTICAL METHOD
S-017324-112008-JP-055 11/20/08 09:45 005				
Methylene chloride	17	4.8	ug/kg	SW846 8260B
Percent Solids	93.8	10.0	%	MCAWW 160.3 MOD
S-017324-112008-JP-056 11/20/08 09:45 006				
Arsenic	7.1	1.2	mg/kg	SW846 6010B
Lead	35.3	0.37	mg/kg	SW846 6010B
Aluminum	7710	24.4	mg/kg	SW846 6010B
Chromium	10.7	1.2	mg/kg	SW846 6010B
Cobalt	9.5	6.1	mg/kg	SW846 6010B
Copper	9.9	3.1	mg/kg	SW846 6010B
Iron	13400	12.2	mg/kg	SW846 6010B
Manganese	1010	1.8	mg/kg	SW846 6010B
Nickel	10.8	4.9	mg/kg	SW846 6010B
Vanadium	21.5	6.1	mg/kg	SW846 6010B
Zinc	57.3	2.4	mg/kg	SW846 6010B
Percent Solids	81.8	10.0	%	MCAWW 160.3 MOD
S-017324-112008-JP-057 11/20/08 10:20 007				
Acetone	71	21	ug/kg	SW846 8260B
Methylene chloride	16	5.3	ug/kg	SW846 8260B
Percent Solids	82.2	10.0	%	MCAWW 160.3 MOD
S-017324-112008-JP-058 11/20/08 10:20 008				
Arsenic	8.4	1.2	mg/kg	SW846 6010B
Lead	26.8	0.37	mg/kg	SW846 6010B
Aluminum	12500	24.8	mg/kg	SW846 6010B
Chromium	14.2	1.2	mg/kg	SW846 6010B
Cobalt	7.1	6.2	mg/kg	SW846 6010B
Copper	14.0	3.1	mg/kg	SW846 6010B
Iron	20600	12.4	mg/kg	SW846 6010B
Manganese	392	1.9	mg/kg	SW846 6010B
Nickel	14.4	5.0	mg/kg	SW846 6010B
Potassium	686	620	mg/kg	SW846 6010B
Vanadium	27.6	6.2	mg/kg	SW846 6010B
Zinc	77.7	2.5	mg/kg	SW846 6010B
Percent Solids	80.6	10.0	%	MCAWW 160.3 MOD

(Continued on next page)

EXECUTIVE SUMMARY - Detection Highlights

8K18217 : A8K240176

PARAMETER	RESULT	REPORTING LIMIT	UNITS	ANALYTICAL METHOD
S-017324-112008-NH-021 11/20/08 08:55 009				
Acetone	28	19	ug/kg	SW846 8260B
Acetone	36	22	ug/kg	SW846 8260B
Methylene chloride	11	4.9	ug/kg	SW846 8260B
Methylene chloride	17	5.6	ug/kg	SW846 8260B
Percent Solids	84.4	10.0	%	MCAWW 160.3 MOD
S-017324-112008-NH-022 11/20/08 09:00 010				
Acetone	44	23	ug/kg	SW846 8260B
Methylene chloride	15	5.7	ug/kg	SW846 8260B
Percent Solids	82.0	10.0	%	MCAWW 160.3 MOD
S-017324-112008-NH-023 11/20/08 09:05 011				
Arsenic	7.8	1.2	mg/kg	SW846 6010B
Lead	27.7	0.35	mg/kg	SW846 6010B
Aluminum	9410	23.4	mg/kg	SW846 6010B
Chromium	13.2	1.2	mg/kg	SW846 6010B
Cobalt	6.9	5.9	mg/kg	SW846 6010B
Copper	15.8	2.9	mg/kg	SW846 6010B
Iron	16900	11.7	mg/kg	SW846 6010B
Manganese	509	1.8	mg/kg	SW846 6010B
Nickel	17.3	4.7	mg/kg	SW846 6010B
Potassium	632	586	mg/kg	SW846 6010B
Vanadium	21.6	5.9	mg/kg	SW846 6010B
Zinc	55.0	2.3	mg/kg	SW846 6010B
Percent Solids	85.3	10.0	%	MCAWW 160.3 MOD
S-017324-112008-NH-024 11/20/08 09:10 012				
Acetone	72	21	ug/kg	SW846 8260B
Methylene chloride	16	5.2	ug/kg	SW846 8260B
Percent Solids	84.1	10.0	%	MCAWW 160.3 MOD
S-017324-112008-NH-025 11/20/08 09:25 013				
Arsenic	8.1	1.3	mg/kg	SW846 6010B
Lead	62.2	0.38	mg/kg	SW846 6010B
Aluminum	6780	25.0	mg/kg	SW846 6010B
Chromium	11.3	1.3	mg/kg	SW846 6010B
Cobalt	7.6	6.3	mg/kg	SW846 6010B
Copper	19.0	3.1	mg/kg	SW846 6010B
Iron	15000	12.5	mg/kg	SW846 6010B

(Continued on next page)

EXECUTIVE SUMMARY - Detection Highlights

8K18217 : A8K240176

PARAMETER	RESULT	REPORTING LIMIT	UNITS	ANALYTICAL METHOD
S-017324-112008-NH-025 11/20/08 09:25 013				
Manganese	424	1.9	mg/kg	SW846 6010B
Nickel	18.4	5.0	mg/kg	SW846 6010B
Potassium	822	626	mg/kg	SW846 6010B
Vanadium	18.9	6.3	mg/kg	SW846 6010B
Zinc	88.2	2.5	mg/kg	SW846 6010B
Percent Solids	79.9	10.0	%	MCAWW 160.3 MOD
S-017324-112008-NH-026 11/20/08 09:30 014				
Methylene chloride	18	5.5	ug/kg	SW846 8260B
Percent Solids	79.5	10.0	%	MCAWW 160.3 MOD
S-017324-112008-NH-027 11/20/08 09:45 015				
Arsenic	8.3	1.3	mg/kg	SW846 6010B
Lead	13.0	0.39	mg/kg	SW846 6010B
Aluminum	9600	25.8	mg/kg	SW846 6010B
Chromium	14.2	1.3	mg/kg	SW846 6010B
Cobalt	7.7	6.5	mg/kg	SW846 6010B
Copper	16.2	3.2	mg/kg	SW846 6010B
Iron	19300	12.9	mg/kg	SW846 6010B
Manganese	754	1.9	mg/kg	SW846 6010B
Nickel	18.9	5.2	mg/kg	SW846 6010B
Potassium	775	646	mg/kg	SW846 6010B
Vanadium	25.7	6.5	mg/kg	SW846 6010B
Zinc	50.6	2.6	mg/kg	SW846 6010B
Percent Solids	77.4	10.0	%	MCAWW 160.3 MOD
S-017324-112008-NH-028 11/20/08 09:50 016				
Acetone	29	23	ug/kg	SW846 8260B
Methylene chloride	15	5.7	ug/kg	SW846 8260B
Percent Solids	78.5	10.0	%	MCAWW 160.3 MOD
S-017324-112008-NH-029 11/20/08 10:20 017				
Arsenic	8.7	1.2	mg/kg	SW846 6010B
Lead	19.0	0.37	mg/kg	SW846 6010B
Aluminum	12300	24.9	mg/kg	SW846 6010B
Chromium	16.7	1.2	mg/kg	SW846 6010B
Cobalt	11.1	6.2	mg/kg	SW846 6010B
Copper	18.0	3.1	mg/kg	SW846 6010B
Iron	22000	12.4	mg/kg	SW846 6010B

(Continued on next page)

EXECUTIVE SUMMARY - Detection Highlights

8K18217 : A8K240176

PARAMETER	RESULT	REPORTING LIMIT	UNITS	ANALYTICAL METHOD
S-017324-112008-NH-029 11/20/08 10:20 017				
Manganese	1250	1.9	mg/kg	SW846 6010B
Nickel	23.6	5.0	mg/kg	SW846 6010B
Potassium	916	621	mg/kg	SW846 6010B
Vanadium	28.0	6.2	mg/kg	SW846 6010B
Zinc	60.9	2.5	mg/kg	SW846 6010B
Percent Solids	80.5	10.0	%	MCAWW 160.3 MOD
S-017324-112008-NH-030 11/20/08 10:30 018				
Methylene chloride	17	5.4	ug/kg	SW846 8260B
Percent Solids	78.3	10.0	%	MCAWW 160.3 MOD
S-017324-112008-NH-031 11/20/08 10:50 019				
Arsenic	8.8	1.1	mg/kg	SW846 6010B
Lead	10.0	0.34	mg/kg	SW846 6010B
Aluminum	7740	22.6	mg/kg	SW846 6010B
Chromium	12.0	1.1	mg/kg	SW846 6010B
Cobalt	6.1	5.6	mg/kg	SW846 6010B
Copper	16.3	2.8	mg/kg	SW846 6010B
Iron	16100	11.3	mg/kg	SW846 6010B
Manganese	364	1.7	mg/kg	SW846 6010B
Nickel	20.1	4.5	mg/kg	SW846 6010B
Potassium	862	564	mg/kg	SW846 6010B
Vanadium	19.3	5.6	mg/kg	SW846 6010B
Zinc	53.0	2.3	mg/kg	SW846 6010B
Percent Solids	88.7	10.0	%	MCAWW 160.3 MOD

ANALYTICAL METHODS SUMMARY

8K18217

PARAMETER	ANALYTICAL METHOD
Inductively Coupled Plasma (ICP) Metals	SW846 6010B
Mercury in Solid Waste (Manual Cold-Vapor)	SW846 7471A
PCBs by SW-846 8082	SW846 8082
Semivolatile Organic Compounds by GC/MS	SW846 8270C
Total Residue as Percent Solids	MCAWW 160.3 MOD
Trace Inductively Coupled Plasma (ICP) Metals	SW846 6010B
Volatile Organics by GC/MS	SW846 8260B

References:

MCAWW "Methods for Chemical Analysis of Water and Wastes", EPA-600/4-79-020, March 1983 and subsequent revisions.

SW846 "Test Methods for Evaluating Solid Waste, Physical/Chemical Methods", Third Edition, November 1986 and its updates.

SAMPLE SUMMARY

8K18217 : A8K180217

WO #	SAMPLE#	CLIENT SAMPLE ID	SAMPLED DATE	SAMP TIME
K26L8	001	S-017324-111708-JP-001	11/17/08	14:00
K26MD	002	S-017324-111708-JP-002	11/17/08	14:25
K26ME	003	S-017324-111708-JP-003	11/17/08	15:30
K26MF	004	S-017324-111708-JP-004	11/17/08	15:50
K26MH	005	S-017324-111708-JP-005	11/17/08	16:05
K26MM	006	S-017324-111708-JP-006	11/17/08	16:20
K26MN	007	S-017324-111708-JP-007	11/17/08	16:45
K26MQ	008	S-017324-111708-JP-008	11/17/08	17:00

NOTE(S):

- The analytical results of the samples listed above are presented on the following pages.
- All calculations are performed before rounding to avoid round-off errors in calculated results.
- Results noted as "ND" were not detected at or above the stated limit.
- This report must not be reproduced, except in full, without the written approval of the laboratory.
- Results for the following parameters are never reported on a dry weight basis: color, corrosivity, density, flashpoint, ignitability, layers, odor, paint filter test, pH, porosity pressure, reactivity, redox potential, specific gravity, spot tests, solids, solubility, temperature, viscosity, and weight.

(Continued on next page)

SAMPLE SUMMARY

8K18217 : A8K190285

WO #	SAMPLE#	CLIENT SAMPLE ID	SAMPLED DATE	SAMP TIME
K29MJ	001	S-017324-111808-JP-009	11/18/08	08:45
K29MK	002	S-017324-111808-JP-010	11/18/08	09:00
K29ML	003	S-017324-111808-JP-011	11/18/08	09:15
K29MN	004	S-017324-111808-JP-012	11/18/08	09:30
K29MQ	005	S-017324-111808-JP-013	11/18/08	10:00
K29MV	006	S-017324-111808-JP-014	11/18/08	10:05
K29MW	007	S-017324-111808-JP-015	11/18/08	10:10
K29MX	008	S-017324-111808-JP-016	11/18/08	10:15
K29M0	009	S-017324-111808-JP-017	11/18/08	10:25
K29M4	010	S-017324-111808-JP-018	11/18/08	10:40
K29M9	011	S-017324-111808-JP-019	11/18/08	11:00
K29ND	012	S-017324-111808-JP-020	11/18/08	11:05
K29NG	013	S-017324-111808-JP-021	11/18/08	11:30
K29NJ	014	S-017324-111808-JP-022	11/18/08	11:55
K29NL	015	S-017324-111808-JP-023	11/18/08	13:05
K29NQ	016	S-017324-111808-JP-024	11/18/08	13:35
K29N1	017	S-017324-111808-JP-025	11/18/08	13:50
K29N5	018	S-017324-111808-JP-026	11/18/08	14:05
K29N7	019	S-017324-111808-JP-027	11/18/08	15:00
K29PC	020	S-017324-111808-JP-028	11/18/08	15:15
K29PG	021	S-017324-111808-JP-029	11/18/08	15:20
K29PH	022	S-017324-111808-JP-030	11/18/08	15:35

NOTE(S):

- The analytical results of the samples listed above are presented on the following pages.
- All calculations are performed before rounding to avoid round-off errors in calculated results.
- Results noted as "ND" were not detected at or above the stated limit.
- This report must not be reproduced, except in full, without the written approval of the laboratory.
- Results for the following parameters are never reported on a dry weight basis: color, corrosivity, density, flashpoint, ignitability, layers, odor, paint filter test, pH, porosity pressure, reactivity, redox potential, specific gravity, spot tests, solids, solubility, temperature, viscosity, and weight.

(Continued on next page)

SAMPLE SUMMARY

8K18217 : A8K200287

WO #	SAMPLE#	CLIENT SAMPLE ID	SAMPLED DATE	SAMP TIME
K3DJ5	001	S-017324-111908-JP-031	11/19/08	10:20
K3DK1	002	S-017324-111908-JP-032	11/19/08	10:38
K3DLG	003	S-017324-111908-JP-033	11/19/08	11:05
K3DL4	004	S-017324-111908-JP-034	11/19/08	11:38
K3DL7	005	S-017324-111908-JP-035	11/19/08	12:05
K3DL9	006	S-017324-111908-JP-036	11/19/08	12:10
K3DMC	007	S-017324-111908-JP-037	11/19/08	12:20
K3DME	008	S-017324-111908-JP-038	11/19/08	12:25
K3DMF	009	S-017324-111908-JP-039	11/19/08	13:20
K3DML	010	S-017324-111908-JP-040	11/19/08	13:35
K3DMQ	011	S-017324-111908-JP-041	11/19/08	13:40
K3DM7	012	S-017324-111908-JP-042	11/19/08	14:05
K3DM8	013	S-017324-111908-JP-043	11/19/08	14:30
K3DM9	014	S-017324-111908-JP-044	11/19/08	14:30
K3DND	015	S-017324-111908-JP-045	11/19/08	14:55
K3DNR	016	S-017324-111908-JP-046	11/19/08	14:55
K3DN0	017	S-017324-111908-JP-047	11/19/08	15:30
K3DN3	018	S-017324-111908-JP-048	11/19/08	15:30
K3DN6	019	S-017324-111908-JP-049	11/19/08	16:00
K3DN8	020	S-017324-111908-JP-050	11/19/08	16:00

NOTE(S):

- The analytical results of the samples listed above are presented on the following pages.
- All calculations are performed before rounding to avoid round-off errors in calculated results.
- Results noted as "ND" were not detected at or above the stated limit.
- This report must not be reproduced, except in full, without the written approval of the laboratory.
- Results for the following parameters are never reported on a dry weight basis: color, corrosivity, density, flashpoint, ignitability, layers, odor, paint filter test, pH, porosity pressure, reactivity, redox potential, specific gravity, spot tests, solids, solubility, temperature, viscosity, and weight.

(Continued on next page)

SAMPLE SUMMARY

8K18217 : A8K200300

WO #	SAMPLE#	CLIENT SAMPLE ID	SAMPLED DATE	SAMP TIME
K3DPK	001	S-017324-111908-NH-001	11/19/08	10:35
K3DPP	002	S-017324-111908-NH-002	11/19/08	10:40
K3DPQ	003	S-017324-111908-NH-003	11/19/08	11:05
K3DPR	004	S-017324-111908-NH-004	11/19/08	11:10
K3DPT	005	S-017324-111908-NH-005	11/19/08	11:50
K3DPV	006	S-017324-111908-NH-006	11/19/08	12:10
K3DP0	007	S-017324-111908-NH-007	11/19/08	13:20
K3DP1	008	S-017324-111908-NH-008	11/19/08	13:40
K3DP2	009	S-017324-111908-NH-009	11/19/08	13:45
K3DP3	010	S-017324-111908-NH-010	11/19/08	14:00
K3DP5	011	S-017324-111908-NH-011	11/19/08	14:10
K3DP6	012	S-017324-111908-NH-012	11/19/08	14:15
K3DP7	013	S-017324-111908-NH-013	11/19/08	14:35
K3DP9	014	S-017324-111908-NH-014	11/19/08	14:55
K3DQC	015	S-017324-111908-NH-015	11/19/08	15:00
K3DQK	016	S-017324-111908-NH-016	11/19/08	15:05
K3DQQ	017	S-017324-111908-NH-017	11/19/08	15:30
K3DQ1	018	S-017324-111908-NH-018	11/19/08	15:45
K3DQ4	019	S-017324-111908-NH-019	11/19/08	16:10
K3DQ6	020	S-017324-111908-NH-020	11/19/08	16:15

NOTE(S):

- The analytical results of the samples listed above are presented on the following pages.
- All calculations are performed before rounding to avoid round-off errors in calculated results.
- Results noted as "ND" were not detected at or above the stated limit.
- This report must not be reproduced, except in full, without the written approval of the laboratory.
- Results for the following parameters are never reported on a dry weight basis: color, corrosivity, density, flashpoint, ignitability, layers, odor, paint filter test, pH, porosity pressure, reactivity, redox potential, specific gravity, spot tests, solids, solubility, temperature, viscosity, and weight.

(Continued on next page)

SAMPLE SUMMARY

8K18217 : A8K240176

WO #	SAMPLE#	CLIENT SAMPLE ID	SAMPLED DATE	SAMP TIME
K3KTF	001	S-017324-112008-JP-051	11/20/08	08:55
K3KTP	002	S-017324-112008-JP-052	11/20/08	08:55
K3KTV	003	S-017324-112008-JP-053	11/20/08	09:25
K3KT0	004	S-017324-112008-JP-054	11/20/08	09:25
K3KT1	005	S-017324-112008-JP-055	11/20/08	09:45
K3KT3	006	S-017324-112008-JP-056	11/20/08	09:45
K3KT6	007	S-017324-112008-JP-057	11/20/08	10:20
K3KT7	008	S-017324-112008-JP-058	11/20/08	10:20
K3KT8	009	S-017324-112008-NH-021	11/20/08	08:55
K3KT9	010	S-017324-112008-NH-022	11/20/08	09:00
K3KVA	011	S-017324-112008-NH-023	11/20/08	09:05
K3KVC	012	S-017324-112008-NH-024	11/20/08	09:10
K3KVD	013	S-017324-112008-NH-025	11/20/08	09:25
K3KVF	014	S-017324-112008-NH-026	11/20/08	09:30
K3KVR	015	S-017324-112008-NH-027	11/20/08	09:45
K3KV0	016	S-017324-112008-NH-028	11/20/08	09:50
K3KV1	017	S-017324-112008-NH-029	11/20/08	10:20
K3KV3	018	S-017324-112008-NH-030	11/20/08	10:30
K3KV5	019	S-017324-112008-NH-031	11/20/08	10:50

NOTE(S):

- The analytical results of the samples listed above are presented on the following pages.
- All calculations are performed before rounding to avoid round-off errors in calculated results.
- Results noted as "ND" were not detected at or above the stated limit.
- This report must not be reproduced, except in full, without the written approval of the laboratory.
- Results for the following parameters are never reported on a dry weight basis: color, corrosivity, density, flashpoint, ignitability, layers, odor, paint filter test, pH, porosity pressure, reactivity, redox potential, specific gravity, spot tests, solids, solubility, temperature, viscosity, and weight.

Conestoga-Rovers & Associates, Inc.

Client Sample ID: S-017324-111708-JP-001

GC/MS Semivolatiles

Lot-Sample #...: A8K180217-001 **Work Order #...:** K26L81AA **Matrix.....:** SO
Date Sampled...: 11/17/08 14:00 **Date Received..:** 11/18/08
Prep Date.....: 11/18/08 **Analysis Date..:** 11/21/08
Prep Batch #...: 8323429
Dilution Factor: 1
% Moisture.....: 27 **Method.....:** SW846 8270C

PARAMETER	RESULT	REPORTING LIMIT	UNITS
Acenaphthene	ND	450	ug/kg
Acenaphthylene	ND	450	ug/kg
Acetophenone	ND	91	ug/kg
Anthracene	ND	450	ug/kg
Atrazine	ND	450	ug/kg
Benzo(a)anthracene	ND	450	ug/kg
Benzo(a)pyrene	ND	450	ug/kg
Benzo(b)fluoranthene	ND	450	ug/kg
Benzo(ghi)perylene	ND	450	ug/kg
Benzo(k)fluoranthene	ND	450	ug/kg
Benzaldehyde	ND	450	ug/kg
1,1'-Biphenyl	ND	450	ug/kg
bis(2-Chloroethoxy) methane	ND	450	ug/kg
bis(2-Chloroethyl)-ether	ND	450	ug/kg
bis(2-Ethylhexyl) phthalate	ND	450	ug/kg
4-Bromophenyl phenyl ether	ND	450	ug/kg
Butyl benzyl phthalate	ND	450	ug/kg
Caprolactam	ND	450	ug/kg
Carbazole	ND	450	ug/kg
4-Chloroaniline	ND	450	ug/kg
4-Chloro-3-methylphenol	ND	450	ug/kg
2-Chloronaphthalene	ND	450	ug/kg
2-Chlorophenol	ND	450	ug/kg
4-Chlorophenyl phenyl ether	ND	450	ug/kg
Chrysene	ND	450	ug/kg
Dibenz(a,h)anthracene	ND	450	ug/kg
Dibenzofuran	ND	450	ug/kg
3,3'-Dichlorobenzidine	ND	2200	ug/kg
2,4-Dichlorophenol	ND	450	ug/kg
Diethyl phthalate	ND	450	ug/kg
2,4-Dimethylphenol	ND	450	ug/kg
Dimethyl phthalate	ND	450	ug/kg
Di-n-butyl phthalate	ND	450	ug/kg

(Continued on next page)

Conestoga-Rovers & Associates, Inc.

Client Sample ID: S-017324-111708-JP-001

GC/MS Semivolatiles

Lot-Sample #...: A8K180217-001 **Work Order #...:** K26L81AA **Matrix.....:** SO

PARAMETER	RESULT	REPORTING LIMIT	UNITS
4,6-Dinitro-2-methylphenol	ND	2200	ug/kg
2,4-Dinitrophenol	ND	2200	ug/kg
2,4-Dinitrotoluene	ND	450	ug/kg
2,6-Dinitrotoluene	ND	450	ug/kg
Di-n-octyl phthalate	ND	450	ug/kg
Fluoranthene	**520**	**450**	**ug/kg**
Fluorene	ND	450	ug/kg
Hexachlorobenzene	ND	450	ug/kg
Hexachlorobutadiene	ND	450	ug/kg
Hexachlorocyclopenta-diene	ND	2200	ug/kg
Hexachloroethane	ND	450	ug/kg
Indeno(1,2,3-cd)pyrene	ND	450	ug/kg
Isophorone	ND	450	ug/kg
2-Methylnaphthalene	ND	450	ug/kg
2-Methylphenol	ND	450	ug/kg
4-Methylphenol	ND	450	ug/kg
Naphthalene	ND	450	ug/kg
2-Nitroaniline	ND	2200	ug/kg
3-Nitroaniline	ND	2200	ug/kg
4-Nitroaniline	ND	2200	ug/kg
Nitrobenzene	ND	450	ug/kg
2-Nitrophenol	ND	450	ug/kg
4-Nitrophenol	ND	2200	ug/kg
N-Nitrosodi-n-propyl-amine	ND	450	ug/kg
N-Nitrosodiphenylamine	ND	450	ug/kg
2,2'-oxybis (1-Chloropropane)	ND	450	ug/kg
Pentachlorophenol	ND	450	ug/kg
Phenanthrene	ND	450	ug/kg
Phenol	ND	450	ug/kg
Pyrene	ND	450	ug/kg
2,4,5-Trichloro-phenol	ND	450	ug/kg
2,4,6-Trichloro-phenol	ND	450	ug/kg

(Continued on next page)

Conestoga-Rovers & Associates, Inc.

Client Sample ID: S-017324-111708-JP-001

GC/MS Semivolatiles

Lot-Sample #...: A8K180217-001 **Work Order #...:** K26L81AA **Matrix.....:** SO

SURROGATE	PERCENT RECOVERY	RECOVERY LIMITS
Nitrobenzene-d5	67	(24 - 112)
2-Fluorobiphenyl	65	(34 - 110)
Terphenyl-d14	89	(41 - 119)
Phenol-d5	70	(28 - 110)
2-Fluorophenol	72	(26 - 110)
2,4,6-Tribromophenol	66	(10 - 118)

NOTE(S):

Results and reporting limits have been adjusted for dry weight.

Conestoga-Rovers & Associates, Inc.

Client Sample ID: S-017324-111708-JP-001

GC Semivolatiles

Lot-Sample #...: A8K180217-001 **Work Order #...:** K26L81AC **Matrix.....:** SO
Date Sampled...: 11/17/08 14:00 **Date Received..:** 11/18/08
Prep Date.....: 11/22/08 **Analysis Date..:** 11/26/08
Prep Batch #...: 8326343
Dilution Factor: 1
% Moisture.....: 27 **Method.....:** SW846 8082

PARAMETER	RESULT	REPORTING LIMIT	UNITS
Aroclor 1016	ND	45	ug/kg
Aroclor 1221	ND	45	ug/kg
Aroclor 1232	ND	45	ug/kg
Aroclor 1242	ND	45	ug/kg
Aroclor 1248	ND	45	ug/kg
Aroclor 1254	ND	45	ug/kg
Aroclor 1260	ND	45	ug/kg

SURROGATE	PERCENT RECOVERY	RECOVERY LIMITS
Tetrachloro-m-xylene	65	(10 - 196)
Decachlorobiphenyl	72	(10 - 199)

NOTE(S):

Results and reporting limits have been adjusted for dry weight.

Conestoga-Rovers & Associates, Inc.

Client Sample ID: S-017324-111708-JP-001

TOTAL Metals

Lot-Sample #...: A8K180217-001 **Matrix.....:** SO
Date Sampled...: 11/17/08 14:00 **Date Received..:** 11/18/08
% Moisture.....: 27

PARAMETER	RESULT	REPORTING LIMIT	UNITS	METHOD	PREPARATION-ANALYSIS DATE	WORK ORDER #
Prep Batch #...: 8324023						
Aluminum	**10200**	**27.3**	**mg/kg**	**SW846 6010B**	**11/19-11/22/08**	**K26L81AD**
		Dilution Factor: 1				
Arsenic	**4.8**	**1.4**	**mg/kg**	**SW846 6010B**	**11/19-11/22/08**	**K26L81AU**
		Dilution Factor: 1				
Lead	**399**	**0.41**	**mg/kg**	**SW846 6010B**	**11/19-11/22/08**	**K26L81AV**
		Dilution Factor: 1				
Antimony	ND	8.2	mg/kg	SW846 6010B	11/19-11/22/08	K26L81AE
		Dilution Factor: 1				
Selenium	**0.89**	**0.68**	**mg/kg**	**SW846 6010B**	**11/19-11/22/08**	**K26L81AW**
		Dilution Factor: 1				
Thallium	ND	1.4	mg/kg	SW846 6010B	11/19-11/22/08	K26L81AX
		Dilution Factor: 1				
Cadmium	**0.77**	**0.68**	**mg/kg**	**SW846 6010B**	**11/19-11/22/08**	**K26L81AF**
		Dilution Factor: 1				
Chromium	**20.1**	**1.4**	**mg/kg**	**SW846 6010B**	**11/19-11/22/08**	**K26L81AG**
		Dilution Factor: 1				
Cobalt	ND	6.8	mg/kg	SW846 6010B	11/19-11/22/08	K26L81AH
		Dilution Factor: 1				
Copper	**114**	**3.4**	**mg/kg**	**SW846 6010B**	**11/19-11/22/08**	**K26L81AJ**
		Dilution Factor: 1				
Iron	**26600**	**13.7**	**mg/kg**	**SW846 6010B**	**11/19-11/22/08**	**K26L81AK**
		Dilution Factor: 1				
Manganese	**235**	**2.0**	**mg/kg**	**SW846 6010B**	**11/19-11/22/08**	**K26L81AL**
		Dilution Factor: 1				
Nickel	**19.2**	**5.5**	**mg/kg**	**SW846 6010B**	**11/19-11/22/08**	**K26L81AM**
		Dilution Factor: 1				
Potassium	**1130**	**683**	**mg/kg**	**SW846 6010B**	**11/19-11/22/08**	**K26L81AN**
		Dilution Factor: 1				

(Continued on next page)

Conestoga-Rovers & Associates, Inc.

Client Sample ID: S-017324-111708-JP-001

TOTAL Metals

Lot-Sample #...: A8K180217-001 **Matrix.....:** SO

PARAMETER	RESULT	REPORTING LIMIT	UNITS	METHOD	PREPARATION-ANALYSIS DATE	WORK ORDER #
Silver	ND	1.4	mg/kg	SW846 6010B	11/19-11/22/08	K26L81AP
		Dilution Factor: 1				
Sodium	ND	683	mg/kg	SW846 6010B	11/19-11/22/08	K26L81AQ
		Dilution Factor: 1				
Vanadium	**24.9**	**6.8**	**mg/kg**	**SW846 6010B**	**11/19-11/22/08**	**K26L81AR**
		Dilution Factor: 1				
Zinc	**333**	**2.7**	**mg/kg**	**SW846 6010B**	**11/19-11/22/08**	**K26L81AT**
		Dilution Factor: 1				
Prep Batch #...: 8330016						
Mercury	ND	0.14	mg/kg	SW846 7471A	11/25/08	K26L82A0
		Dilution Factor: 1				

NOTE(S):

Results and reporting limits have been adjusted for dry weight.

Conestoga-Rovers & Associates, Inc.

Client Sample ID: S-017324-111708-JP-001

General Chemistry

Lot-Sample #...: A8K180217-001 **Work Order #...:** K26L8 **Matrix.....:** SO
Date Sampled...: 11/17/08 14:00 **Date Received..:** 11/18/08
% Moisture.....: 27

PARAMETER	RESULT	RL	UNITS	METHOD	PREPARATION-ANALYSIS DATE	PREP BATCH #
Percent Solids	**73.2**	**10.0**	**%**	**MCAWW 160.3 MOD**	**11/25-11/26/08**	**8330375**

Dilution Factor: 1

Conestoga-Rovers & Associates, Inc.

Client Sample ID: S-017324-111708-JP-002

GC/MS Semivolatiles

Lot-Sample #...: A8K180217-002 **Work Order #...:** K26MD1AD **Matrix.....:** SO
Date Sampled...: 11/17/08 14:25 **Date Received..:** 11/18/08
Prep Date.....: 11/18/08 **Analysis Date..:** 11/21/08
Prep Batch #...: 8323429
Dilution Factor: 1
% Moisture.....: 22 **Method.....:** SW846 8270C

PARAMETER	RESULT	REPORTING LIMIT	UNITS
Acenaphthene	ND	420	ug/kg
Acenaphthylene	ND	420	ug/kg
Acetophenone	ND	85	ug/kg
Anthracene	ND	420	ug/kg
Atrazine	ND	420	ug/kg
Benzo(a)anthracene	ND	420	ug/kg
Benzo(a)pyrene	ND	420	ug/kg
Benzo(b)fluoranthene	ND	420	ug/kg
Benzo(ghi)perylene	ND	420	ug/kg
Benzo(k)fluoranthene	ND	420	ug/kg
Benzaldehyde	ND	420	ug/kg
1,1'-Biphenyl	ND	420	ug/kg
bis(2-Chloroethoxy) methane	ND	420	ug/kg
bis(2-Chloroethyl)-ether	ND	420	ug/kg
bis(2-Ethylhexyl) phthalate	ND	420	ug/kg
4-Bromophenyl phenyl ether	ND	420	ug/kg
Butyl benzyl phthalate	ND	420	ug/kg
Caprolactam	ND	420	ug/kg
Carbazole	ND	420	ug/kg
4-Chloroaniline	ND	420	ug/kg
4-Chloro-3-methylphenol	ND	420	ug/kg
2-Chloronaphthalene	ND	420	ug/kg
2-Chlorophenol	ND	420	ug/kg
4-Chlorophenyl phenyl ether	ND	420	ug/kg
Chrysene	ND	420	ug/kg
Dibenz(a,h)anthracene	ND	420	ug/kg
Dibenzofuran	ND	420	ug/kg
3,3'-Dichlorobenzidine	ND	2000	ug/kg
2,4-Dichlorophenol	ND	420	ug/kg
Diethyl phthalate	ND	420	ug/kg
2,4-Dimethylphenol	ND	420	ug/kg
Dimethyl phthalate	ND	420	ug/kg
Di-n-butyl phthalate	ND	420	ug/kg

(Continued on next page)

Conestoga-Rovers & Associates, Inc.

Client Sample ID: S-017324-111708-JP-002

GC/MS Semivolatiles

Lot-Sample #...: A8K180217-002 **Work Order #...:** K26MD1AD **Matrix.....:** SO

PARAMETER	RESULT	REPORTING LIMIT	UNITS
4,6-Dinitro-2-methylphenol	ND	2000	ug/kg
2,4-Dinitrophenol	ND	2000	ug/kg
2,4-Dinitrotoluene	ND	420	ug/kg
2,6-Dinitrotoluene	ND	420	ug/kg
Di-n-octyl phthalate	ND	420	ug/kg
Fluoranthene	ND	420	ug/kg
Fluorene	ND	420	ug/kg
Hexachlorobenzene	ND	420	ug/kg
Hexachlorobutadiene	ND	420	ug/kg
Hexachlorocyclopenta-diene	ND	2000	ug/kg
Hexachloroethane	ND	420	ug/kg
Indeno(1,2,3-cd)pyrene	ND	420	ug/kg
Isophorone	ND	420	ug/kg
2-Methylnaphthalene	ND	420	ug/kg
2-Methylphenol	ND	420	ug/kg
4-Methylphenol	ND	420	ug/kg
Naphthalene	ND	420	ug/kg
2-Nitroaniline	ND	2000	ug/kg
3-Nitroaniline	ND	2000	ug/kg
4-Nitroaniline	ND	2000	ug/kg
Nitrobenzene	ND	420	ug/kg
2-Nitrophenol	ND	420	ug/kg
4-Nitrophenol	ND	2000	ug/kg
N-Nitrosodi-n-propyl-amine	ND	420	ug/kg
N-Nitrosodiphenylamine	ND	420	ug/kg
2,2'-oxybis (1-Chloropropane)	ND	420	ug/kg
Pentachlorophenol	ND	420	ug/kg
Phenanthrene	ND	420	ug/kg
Phenol	ND	420	ug/kg
Pyrene	ND	420	ug/kg
2,4,5-Trichloro-phenol	ND	420	ug/kg
2,4,6-Trichloro-phenol	ND	420	ug/kg

(Continued on next page)

Conestoga-Rovers & Associates, Inc.

Client Sample ID: S-017324-111708-JP-002

GC/MS Semivolatiles

Lot-Sample #...: A8K180217-002 **Work Order #...:** K26MD1AD **Matrix.....:** SO

SURROGATE	PERCENT RECOVERY	RECOVERY LIMITS
Nitrobenzene-d5	63	(24 - 112)
2-Fluorobiphenyl	64	(34 - 110)
Terphenyl-d14	89	(41 - 119)
Phenol-d5	69	(28 - 110)
2-Fluorophenol	71	(26 - 110)
2,4,6-Tribromophenol	62	(10 - 118)

NOTE(S):

Results and reporting limits have been adjusted for dry weight.

Conestoga-Rovers & Associates, Inc.

Client Sample ID: S-017324-111708-JP-002

GC Semivolatiles

Lot-Sample #...: A8K180217-002 **Work Order #...:** K26MD1AE **Matrix.....:** SO
Date Sampled...: 11/17/08 14:25 **Date Received..:** 11/18/08
Prep Date.....: 11/22/08 **Analysis Date..:** 11/26/08
Prep Batch #...: 8326343
Dilution Factor: 1
% Moisture.....: 22 **Method.....:** SW846 8082

PARAMETER	RESULT	REPORTING LIMIT	UNITS
Aroclor 1016	ND	42	ug/kg
Aroclor 1221	ND	42	ug/kg
Aroclor 1232	ND	42	ug/kg
Aroclor 1242	ND	42	ug/kg
Aroclor 1248	ND	42	ug/kg
Aroclor 1254	ND	42	ug/kg
Aroclor 1260	ND	42	ug/kg

SURROGATE	PERCENT RECOVERY	RECOVERY LIMITS
Tetrachloro-m-xylene	81	(10 - 196)
Decachlorobiphenyl	78	(10 - 199)

NOTE(S):

Results and reporting limits have been adjusted for dry weight.

Conestoga-Rovers & Associates, Inc.

Client Sample ID: S-017324-111708-JP-002

TOTAL Metals

Lot-Sample #...: A8K180217-002 **Matrix.....:** SO
Date Sampled...: 11/17/08 14:25 **Date Received..:** 11/18/08
% Moisture.....: 22

PARAMETER	RESULT	REPORTING LIMIT	UNITS	METHOD	PREPARATION-ANALYSIS DATE	WORK ORDER #
Prep Batch #...: 8324023						
Aluminum	**8180**	**25.5**	**mg/kg**	**SW846 6010B**	**11/19-11/22/08**	**K26MD1AF**
		Dilution Factor: 1				
Arsenic	**4.2**	**1.3**	**mg/kg**	**SW846 6010B**	**11/19-11/22/08**	**K26MD1AW**
		Dilution Factor: 1				
Lead	**51.5**	**0.38**	**mg/kg**	**SW846 6010B**	**11/19-11/22/08**	**K26MD1AX**
		Dilution Factor: 1				
Antimony	ND	7.6	mg/kg	SW846 6010B	11/19-11/22/08	K26MD1AG
		Dilution Factor: 1				
Selenium	ND	0.64	mg/kg	SW846 6010B	11/19-11/22/08	K26MD1A0
		Dilution Factor: 1				
Thallium	ND	1.3	mg/kg	SW846 6010B	11/19-11/22/08	K26MD1A1
		Dilution Factor: 1				
Cadmium	ND	0.64	mg/kg	SW846 6010B	11/19-11/22/08	K26MD1AH
		Dilution Factor: 1				
Chromium	**13.2**	**1.3**	**mg/kg**	**SW846 6010B**	**11/19-11/22/08**	**K26MD1AJ**
		Dilution Factor: 1				
Cobalt	ND	6.4	mg/kg	SW846 6010B	11/19-11/22/08	K26MD1AK
		Dilution Factor: 1				
Copper	**25.4**	**3.2**	**mg/kg**	**SW846 6010B**	**11/19-11/22/08**	**K26MD1AL**
		Dilution Factor: 1				
Iron	**14100**	**12.7**	**mg/kg**	**SW846 6010B**	**11/19-11/22/08**	**K26MD1AM**
		Dilution Factor: 1				
Manganese	**335**	**1.9**	**mg/kg**	**SW846 6010B**	**11/19-11/22/08**	**K26MD1AN**
		Dilution Factor: 1				
Nickel	**14.3**	**5.1**	**mg/kg**	**SW846 6010B**	**11/19-11/22/08**	**K26MD1AP**
		Dilution Factor: 1				
Potassium	**833**	**637**	**mg/kg**	**SW846 6010B**	**11/19-11/22/08**	**K26MD1AQ**
		Dilution Factor: 1				

(Continued on next page)

Conestoga-Rovers & Associates, Inc.

Client Sample ID: S-017324-111708-JP-002

TOTAL Metals

Lot-Sample #...: A8K180217-002 **Matrix.....:** SO

PARAMETER	RESULT	REPORTING LIMIT	UNITS	METHOD	PREPARATION-ANALYSIS DATE	WORK ORDER #
Silver	ND	1.3	mg/kg	SW846 6010B	11/19-11/22/08	K26MD1AR
		Dilution Factor: 1				
Sodium	ND	637	mg/kg	SW846 6010B	11/19-11/22/08	K26MD1AT
		Dilution Factor: 1				
Vanadium	**18.4**	**6.4**	**mg/kg**	**SW846 6010B**	**11/19-11/22/08**	**K26MD1AU**
		Dilution Factor: 1				
Zinc	**68.0**	**2.5**	**mg/kg**	**SW846 6010B**	**11/19-11/22/08**	**K26MD1AV**
		Dilution Factor: 1				
Mercury	**0.13**	**0.13**	**mg/kg**	**SW846 7471A**	**11/19-11/21/08**	**K26MD1AA**
		Dilution Factor: 1				

NOTE(S):

Results and reporting limits have been adjusted for dry weight.

Conestoga-Rovers & Associates, Inc.

Client Sample ID: S-017324-111708-JP-002

General Chemistry

Lot-Sample #...: A8K180217-002 **Work Order #...:** K26MD **Matrix.....:** SO
Date Sampled...: 11/17/08 14:25 **Date Received..:** 11/18/08
% Moisture.....: 22

PARAMETER	RESULT	RL	UNITS	METHOD	PREPARATION-ANALYSIS DATE	PREP BATCH #
Percent Solids	**78.4**	**10.0**	**%**	**MCAWW 160.3 MOD**	**11/25-11/26/08**	**8330375**

Dilution Factor: 1

Conestoga-Rovers & Associates, Inc.

Client Sample ID: S-017324-111708-JP-003

GC/MS Semivolatiles

Lot-Sample #...: A8K180217-003 **Work Order #...:** K26ME1AD **Matrix.....:** SO
Date Sampled...: 11/17/08 15:30 **Date Received..:** 11/18/08
Prep Date.....: 11/18/08 **Analysis Date..:** 11/21/08
Prep Batch #...: 8323429
Dilution Factor: 4
% Moisture.....: 21 **Method.....:** SW846 8270C

PARAMETER	RESULT	REPORTING LIMIT	UNITS
Acenaphthene	ND	1700	ug/kg
Acenaphthylene	ND	1700	ug/kg
Acetophenone	ND	340	ug/kg
Anthracene	ND	1700	ug/kg
Atrazine	ND	1700	ug/kg
Benzo(a)anthracene	**2400**	**1700**	**ug/kg**
Benzo(a)pyrene	**2100**	**1700**	**ug/kg**
Benzo(b)fluoranthene	**2400**	**1700**	**ug/kg**
Benzo(ghi)perylene	ND	1700	ug/kg
Benzo(k)fluoranthene	ND	1700	ug/kg
Benzaldehyde	ND	1700	ug/kg
1,1'-Biphenyl	ND	1700	ug/kg
bis(2-Chloroethoxy) methane	ND	1700	ug/kg
bis(2-Chloroethyl)-ether	ND	1700	ug/kg
bis(2-Ethylhexyl) phthalate	ND	1700	ug/kg
4-Bromophenyl phenyl ether	ND	1700	ug/kg
Butyl benzyl phthalate	ND	1700	ug/kg
Caprolactam	ND	1700	ug/kg
Carbazole	ND	1700	ug/kg
4-Chloroaniline	ND	1700	ug/kg
4-Chloro-3-methylphenol	ND	1700	ug/kg
2-Chloronaphthalene	ND	1700	ug/kg
2-Chlorophenol	ND	1700	ug/kg
4-Chlorophenyl phenyl ether	ND	1700	ug/kg
Chrysene	**2200**	**1700**	**ug/kg**
Dibenz(a,h)anthracene	ND	1700	ug/kg
Dibenzofuran	ND	1700	ug/kg
3,3'-Dichlorobenzidine	ND	8100	ug/kg
2,4-Dichlorophenol	ND	1700	ug/kg
Diethyl phthalate	ND	1700	ug/kg
2,4-Dimethylphenol	ND	1700	ug/kg
Dimethyl phthalate	ND	1700	ug/kg
Di-n-butyl phthalate	ND	1700	ug/kg

(Continued on next page)

Conestoga-Rovers & Associates, Inc.

Client Sample ID: S-017324-111708-JP-003

GC/MS Semivolatiles

Lot-Sample #...: A8K180217-003 **Work Order #...:** K26ME1AD **Matrix.....:** SO

PARAMETER	RESULT	REPORTING LIMIT	UNITS
4,6-Dinitro-2-methylphenol	ND	8100	ug/kg
2,4-Dinitrophenol	ND	8100	ug/kg
2,4-Dinitrotoluene	ND	1700	ug/kg
2,6-Dinitrotoluene	ND	1700	ug/kg
Di-n-octyl phthalate	ND	1700	ug/kg
Fluoranthene	**4800**	**1700**	**ug/kg**
Fluorene	ND	1700	ug/kg
Hexachlorobenzene	ND	1700	ug/kg
Hexachlorobutadiene	ND	1700	ug/kg
Hexachlorocyclopenta-diene	ND	8100	ug/kg
Hexachloroethane	ND	1700	ug/kg
Indeno(1,2,3-cd)pyrene	ND	1700	ug/kg
Isophorone	ND	1700	ug/kg
2-Methylnaphthalene	ND	1700	ug/kg
2-Methylphenol	ND	1700	ug/kg
4-Methylphenol	ND	1700	ug/kg
Naphthalene	ND	1700	ug/kg
2-Nitroaniline	ND	8100	ug/kg
3-Nitroaniline	ND	8100	ug/kg
4-Nitroaniline	ND	8100	ug/kg
Nitrobenzene	ND	1700	ug/kg
2-Nitrophenol	ND	1700	ug/kg
4-Nitrophenol	ND	8100	ug/kg
N-Nitrosodi-n-propyl-amine	ND	1700	ug/kg
N-Nitrosodiphenylamine	ND	1700	ug/kg
2,2'-oxybis (1-Chloropropane)	ND	1700	ug/kg
Pentachlorophenol	ND	1700	ug/kg
Phenanthrene	**2300**	**1700**	**ug/kg**
Phenol	ND	1700	ug/kg
Pyrene	**4200**	**1700**	**ug/kg**
2,4,5-Trichloro-phenol	ND	1700	ug/kg
2,4,6-Trichloro-phenol	ND	1700	ug/kg

(Continued on next page)

Conestoga-Rovers & Associates, Inc.

Client Sample ID: S-017324-111708-JP-003

GC/MS Semivolatiles

Lot-Sample #...: A8K180217-003 **Work Order #...:** K26ME1AD **Matrix.....:** SO

SURROGATE	PERCENT RECOVERY	RECOVERY LIMITS
Nitrobenzene-d5	55 DIL	(24 - 112)
2-Fluorobiphenyl	63 DIL	(34 - 110)
Terphenyl-d14	89 DIL	(41 - 119)
Phenol-d5	59 DIL	(28 - 110)
2-Fluorophenol	58 DIL	(26 - 110)
2,4,6-Tribromophenol	65 DIL	(10 - 118)

NOTE(S):

DIL The concentration is estimated or not reported due to dilution or the presence of interfering analytes.

Results and reporting limits have been adjusted for dry weight.

Conestoga-Rovers & Associates, Inc.

Client Sample ID: S-017324-111708-JP-003

GC Semivolatiles

Lot-Sample #...: A8K180217-003 **Work Order #...:** K26ME1AE **Matrix.....:** SO
Date Sampled...: 11/17/08 15:30 **Date Received..:** 11/18/08
Prep Date.....: 11/22/08 **Analysis Date..:** 11/26/08
Prep Batch #...: 8326343
Dilution Factor: 1
% Moisture.....: 21 **Method.....:** SW846 8082

PARAMETER	RESULT	REPORTING LIMIT	UNITS
Aroclor 1016	ND	42	ug/kg
Aroclor 1221	ND	42	ug/kg
Aroclor 1232	ND	42	ug/kg
Aroclor 1242	ND	42	ug/kg
Aroclor 1248	ND	42	ug/kg
Aroclor 1254	ND	42	ug/kg
Aroclor 1260	ND	42	ug/kg

SURROGATE	PERCENT RECOVERY	RECOVERY LIMITS
Tetrachloro-m-xylene	76	(10 - 196)
Decachlorobiphenyl	136	(10 - 199)

NOTE(S):

Results and reporting limits have been adjusted for dry weight.

Conestoga-Rovers & Associates, Inc.

Client Sample ID: S-017324-111708-JP-003

TOTAL Metals

Lot-Sample #...: A8K180217-003 **Matrix.....:** SO
Date Sampled...: 11/17/08 15:30 **Date Received..:** 11/18/08
% Moisture.....: 21

PARAMETER	RESULT	REPORTING LIMIT	UNITS	METHOD	PREPARATION-ANALYSIS DATE	WORK ORDER #
Prep Batch #...: 8324023						
Aluminum	**4230**	**25.2**	**mg/kg**	**SW846 6010B**	**11/19-11/22/08**	**K26ME1AF**
		Dilution Factor: 1				
Arsenic	**17.1**	**1.3**	**mg/kg**	**SW846 6010B**	**11/19-11/22/08**	**K26ME1AW**
		Dilution Factor: 1				
Lead	**1200**	**0.38**	**mg/kg**	**SW846 6010B**	**11/19-11/22/08**	**K26ME1AX**
		Dilution Factor: 1				
Antimony	ND	7.6	mg/kg	SW846 6010B	11/19-11/22/08	K26ME1AG
		Dilution Factor: 1				
Selenium	**1.6**	**0.63**	**mg/kg**	**SW846 6010B**	**11/19-11/22/08**	**K26ME1A0**
		Dilution Factor: 1				
Thallium	ND	1.3	mg/kg	SW846 6010B	11/19-11/22/08	K26ME1A1
		Dilution Factor: 1				
Cadmium	ND	0.63	mg/kg	SW846 6010B	11/19-11/22/08	K26ME1AH
		Dilution Factor: 1				
Chromium	**22.2**	**1.3**	**mg/kg**	**SW846 6010B**	**11/19-11/22/08**	**K26ME1AJ**
		Dilution Factor: 1				
Cobalt	ND	6.3	mg/kg	SW846 6010B	11/19-11/22/08	K26ME1AK
		Dilution Factor: 1				
Copper	**174**	**3.2**	**mg/kg**	**SW846 6010B**	**11/19-11/22/08**	**K26ME1AL**
		Dilution Factor: 1				
Iron	**66100**	**12.6**	**mg/kg**	**SW846 6010B**	**11/19-11/22/08**	**K26ME1AM**
		Dilution Factor: 1				
Manganese	**303**	**1.9**	**mg/kg**	**SW846 6010B**	**11/19-11/22/08**	**K26ME1AN**
		Dilution Factor: 1				
Nickel	**50.1**	**5.0**	**mg/kg**	**SW846 6010B**	**11/19-11/22/08**	**K26ME1AP**
		Dilution Factor: 1				
Potassium	ND	630	mg/kg	SW846 6010B	11/19-11/22/08	K26ME1AQ
		Dilution Factor: 1				

(Continued on next page)

Conestoga-Rovers & Associates, Inc.

Client Sample ID: S-017324-111708-JP-003

TOTAL Metals

Lot-Sample #...: A8K180217-003 **Matrix.....:** SO

PARAMETER	RESULT	REPORTING LIMIT	UNITS	METHOD	PREPARATION-ANALYSIS DATE	WORK ORDER #
Silver	ND	1.3	mg/kg	SW846 6010B	11/19-11/22/08	K26ME1AR
		Dilution Factor: 1				
Sodium	ND	630	mg/kg	SW846 6010B	11/19-11/22/08	K26ME1AT
		Dilution Factor: 1				
Vanadium	**26.7**	**6.3**	**mg/kg**	**SW846 6010B**	**11/19-11/22/08**	**K26ME1AU**
		Dilution Factor: 1				
Zinc	**229**	**2.5**	**mg/kg**	**SW846 6010B**	**11/19-11/22/08**	**K26ME1AV**
		Dilution Factor: 1				
Mercury	**0.54**	**0.13**	**mg/kg**	**SW846 7471A**	**11/19-11/21/08**	**K26ME1AA**
		Dilution Factor: 1				

NOTE(S):

Results and reporting limits have been adjusted for dry weight.

Conestoga-Rovers & Associates, Inc.

Client Sample ID: S-017324-111708-JP-003

General Chemistry

Lot-Sample #...: A8K180217-003 **Work Order #...:** K26ME **Matrix.....:** SO
Date Sampled...: 11/17/08 15:30 **Date Received..:** 11/18/08
% Moisture.....: 21

PARAMETER	RESULT	RL	UNITS	METHOD	PREPARATION-ANALYSIS DATE	PREP BATCH #
Percent Solids	**79.3**	**10.0**	**%**	**MCAWW 160.3 MOD**	**11/25-11/26/08**	**8330375**

Dilution Factor: 1

Conestoga-Rovers & Associates, Inc.

Client Sample ID: S-017324-111708-JP-004

GC/MS Volatiles

Lot-Sample #...: A8K180217-004 **Work Order #...:** K26MF1AA **Matrix.....:** SO
Date Sampled...: 11/17/08 15:50 **Date Received..:** 11/18/08
Prep Date.....: 11/25/08 **Analysis Date..:** 11/25/08
Prep Batch #...: 8331294
Dilution Factor: 0.85
% Moisture.....: 15 **Method.....:** SW846 8260B

PARAMETER	RESULT	REPORTING LIMIT	UNITS
Acetone	ND	20	ug/kg
Benzene	ND	5.0	ug/kg
Bromodichloromethane	ND	5.0	ug/kg
Bromoform	ND	5.0	ug/kg
Bromomethane	ND	5.0	ug/kg
2-Butanone	ND	20	ug/kg
Carbon disulfide	ND	5.0	ug/kg
Carbon tetrachloride	ND	5.0	ug/kg
Chlorobenzene	ND	5.0	ug/kg
Dibromochloromethane	ND	5.0	ug/kg
1,2-Dibromo-3-chloro-propane	ND	10	ug/kg
Chloroethane	ND	5.0	ug/kg
Chloroform	ND	5.0	ug/kg
Chloromethane	ND	5.0	ug/kg
Cyclohexane	ND	10	ug/kg
1,2-Dibromoethane	ND	5.0	ug/kg
1,2-Dichlorobenzene	ND	5.0	ug/kg
1,3-Dichlorobenzene	ND	5.0	ug/kg
1,4-Dichlorobenzene	ND	5.0	ug/kg
Dichlorodifluoromethane	ND	5.0	ug/kg
1,1-Dichloroethane	ND	5.0	ug/kg
1,2-Dichloroethane	ND	5.0	ug/kg
1,1-Dichloroethene	ND	5.0	ug/kg
cis-1,2-Dichloroethene	ND	5.0	ug/kg
trans-1,2-Dichloroethene	ND	5.0	ug/kg
1,2-Dichloropropane	ND	5.0	ug/kg
cis-1,3-Dichloropropene	ND	5.0	ug/kg
trans-1,3-Dichloropropene	ND	5.0	ug/kg
Ethylbenzene	ND	5.0	ug/kg
Trichlorofluoromethane	ND	5.0	ug/kg
2-Hexanone	ND	20	ug/kg
Isopropylbenzene	ND	5.0	ug/kg
Methyl acetate	ND	10	ug/kg
Methylcyclohexane	ND	10	ug/kg
Methylene chloride	ND	5.0	ug/kg
4-Methyl-2-pentanone	ND	20	ug/kg
Styrene	ND	5.0	ug/kg

(Continued on next page)

Conestoga-Rovers & Associates, Inc.

Client Sample ID: S-017324-111708-JP-004

GC/MS Volatiles

Lot-Sample #...: A8K180217-004 **Work Order #...:** K26MF1AA **Matrix.....:** SO

PARAMETER	RESULT	REPORTING LIMIT	UNITS
1,1,2,2-Tetrachloroethane	ND	5.0	ug/kg
Tetrachloroethene	ND	5.0	ug/kg
Toluene	ND	5.0	ug/kg
1,2,4-Trichloro-benzene	ND	5.0	ug/kg
1,1,1-Trichloroethane	ND	5.0	ug/kg
1,1,2-Trichloroethane	ND	5.0	ug/kg
Trichloroethene	ND	5.0	ug/kg
1,1,2-Trichloro-1,2,2-trifluoroethane	ND	5.0	ug/kg
Vinyl chloride	ND	5.0	ug/kg
Xylenes (total)	ND	10	ug/kg
Methyl tert-butyl ether	ND	20	ug/kg

SURROGATE	PERCENT RECOVERY	RECOVERY LIMITS
Dibromofluoromethane	90	(59 - 138)
1,2-Dichloroethane-d4	106	(61 - 130)
Toluene-d8	86	(60 - 143)
4-Bromofluorobenzene	111	(47 - 158)

NOTE(S):

Results and reporting limits have been adjusted for dry weight.

Conestoga-Rovers & Associates, Inc.

Client Sample ID: S-017324-111708-JP-004

General Chemistry

Lot-Sample #...: A8K180217-004 **Work Order #...:** K26MF **Matrix.....:** SO
Date Sampled...: 11/17/08 15:50 **Date Received..:** 11/18/08
% Moisture.....: 15

PARAMETER	RESULT	RL	UNITS	METHOD	PREPARATION-ANALYSIS DATE	PREP BATCH #
Percent Solids	**85.1**	**10.0**	**%**	**MCAWW 160.3 MOD**	**11/26-11/28/08**	**8331324**

Dilution Factor: 1

Conestoga-Rovers & Associates, Inc.

Client Sample ID: S-017324-111708-JP-005

GC/MS Volatiles

Lot-Sample #...: A8K180217-005 **Work Order #...:** K26MH1AA **Matrix.....:** SO
Date Sampled...: 11/17/08 16:05 **Date Received..:** 11/18/08
Prep Date.....: 11/25/08 **Analysis Date..:** 11/25/08
Prep Batch #...: 8331294
Dilution Factor: 0.74
% Moisture.....: 14 **Method.....:** SW846 8260B

PARAMETER	RESULT	REPORTING LIMIT	UNITS
Acetone	ND	17	ug/kg
Benzene	ND	4.3	ug/kg
Bromodichloromethane	ND	4.3	ug/kg
Bromoform	ND	4.3	ug/kg
Bromomethane	ND	4.3	ug/kg
2-Butanone	ND	17	ug/kg
Carbon disulfide	ND	4.3	ug/kg
Carbon tetrachloride	ND	4.3	ug/kg
Chlorobenzene	ND	4.3	ug/kg
Dibromochloromethane	ND	4.3	ug/kg
1,2-Dibromo-3-chloro-propane	ND	8.6	ug/kg
Chloroethane	ND	4.3	ug/kg
Chloroform	ND	4.3	ug/kg
Chloromethane	ND	4.3	ug/kg
Cyclohexane	ND	8.6	ug/kg
1,2-Dibromoethane	ND	4.3	ug/kg
1,2-Dichlorobenzene	ND	4.3	ug/kg
1,3-Dichlorobenzene	ND	4.3	ug/kg
1,4-Dichlorobenzene	ND	4.3	ug/kg
Dichlorodifluoromethane	ND	4.3	ug/kg
1,1-Dichloroethane	ND	4.3	ug/kg
1,2-Dichloroethane	ND	4.3	ug/kg
1,1-Dichloroethene	ND	4.3	ug/kg
cis-1,2-Dichloroethene	ND	4.3	ug/kg
trans-1,2-Dichloroethene	ND	4.3	ug/kg
1,2-Dichloropropane	ND	4.3	ug/kg
cis-1,3-Dichloropropene	ND	4.3	ug/kg
trans-1,3-Dichloropropene	ND	4.3	ug/kg
Ethylbenzene	ND	4.3	ug/kg
Trichlorofluoromethane	ND	4.3	ug/kg
2-Hexanone	ND	17	ug/kg
Isopropylbenzene	ND	4.3	ug/kg
Methyl acetate	ND	8.6	ug/kg
Methylcyclohexane	ND	8.6	ug/kg
Methylene chloride	ND	4.3	ug/kg
4-Methyl-2-pentanone	ND	17	ug/kg
Styrene	ND	4.3	ug/kg

(Continued on next page)

Conestoga-Rovers & Associates, Inc.

Client Sample ID: S-017324-111708-JP-005

GC/MS Volatiles

Lot-Sample #...: A8K180217-005 **Work Order #...:** K26MH1AA **Matrix.....:** SO

PARAMETER	RESULT	REPORTING LIMIT	UNITS
1,1,2,2-Tetrachloroethane	ND	4.3	ug/kg
Tetrachloroethene	ND	4.3	ug/kg
Toluene	ND	4.3	ug/kg
1,2,4-Trichloro-benzene	ND	4.3	ug/kg
1,1,1-Trichloroethane	ND	4.3	ug/kg
1,1,2-Trichloroethane	ND	4.3	ug/kg
Trichloroethene	ND	4.3	ug/kg
1,1,2-Trichloro-1,2,2-trifluoroethane	ND	4.3	ug/kg
Vinyl chloride	ND	4.3	ug/kg
Xylenes (total)	ND	8.6	ug/kg
Methyl tert-butyl ether	ND	17	ug/kg

SURROGATE	PERCENT RECOVERY	RECOVERY LIMITS
Dibromofluoromethane	90	(59 - 138)
1,2-Dichloroethane-d4	109	(61 - 130)
Toluene-d8	78	(60 - 143)
4-Bromofluorobenzene	97	(47 - 158)

NOTE(S):

Results and reporting limits have been adjusted for dry weight.

Conestoga-Rovers & Associates, Inc.

Client Sample ID: S-017324-111708-JP-005

General Chemistry

Lot-Sample #...: A8K180217-005 **Work Order #...:** K26MH **Matrix.....:** SO
Date Sampled...: 11/17/08 16:05 **Date Received..:** 11/18/08
% Moisture.....: 14

PARAMETER	RESULT	RL	UNITS	METHOD	PREPARATION-ANALYSIS DATE	PREP BATCH #
Percent Solids	**86.1**	**10.0**	**%**	**MCAWW 160.3 MOD**	**11/26-11/28/08**	**8331324**

Dilution Factor: 1

Conestoga-Rovers & Associates, Inc.

Client Sample ID: S-017324-111708-JP-006

GC/MS Semivolatiles

Lot-Sample #...: A8K180217-006 **Work Order #...:** K26MM1AD **Matrix.....:** SO
Date Sampled...: 11/17/08 16:20 **Date Received..:** 11/18/08
Prep Date.....: 11/18/08 **Analysis Date..:** 11/21/08
Prep Batch #...: 8323429
Dilution Factor: 1
% Moisture.....: 21 **Method.....:** SW846 8270C

PARAMETER	RESULT	REPORTING LIMIT	UNITS
Acenaphthene	ND	420	ug/kg
Acenaphthylene	ND	420	ug/kg
Acetophenone	ND	85	ug/kg
Anthracene	ND	420	ug/kg
Atrazine	ND	420	ug/kg
Benzo(a)anthracene	ND	420	ug/kg
Benzo(a)pyrene	ND	420	ug/kg
Benzo(b)fluoranthene	ND	420	ug/kg
Benzo(ghi)perylene	ND	420	ug/kg
Benzo(k)fluoranthene	ND	420	ug/kg
Benzaldehyde	ND	420	ug/kg
1,1'-Biphenyl	ND	420	ug/kg
bis(2-Chloroethoxy) methane	ND	420	ug/kg
bis(2-Chloroethyl)-ether	ND	420	ug/kg
bis(2-Ethylhexyl) phthalate	ND	420	ug/kg
4-Bromophenyl phenyl ether	ND	420	ug/kg
Butyl benzyl phthalate	ND	420	ug/kg
Caprolactam	ND	420	ug/kg
Carbazole	ND	420	ug/kg
4-Chloroaniline	ND	420	ug/kg
4-Chloro-3-methylphenol	ND	420	ug/kg
2-Chloronaphthalene	ND	420	ug/kg
2-Chlorophenol	ND	420	ug/kg
4-Chlorophenyl phenyl ether	ND	420	ug/kg
Chrysene	ND	420	ug/kg
Dibenz(a,h)anthracene	ND	420	ug/kg
Dibenzofuran	ND	420	ug/kg
3,3'-Dichlorobenzidine	ND	2000	ug/kg
2,4-Dichlorophenol	ND	420	ug/kg
Diethyl phthalate	ND	420	ug/kg
2,4-Dimethylphenol	ND	420	ug/kg
Dimethyl phthalate	ND	420	ug/kg
Di-n-butyl phthalate	ND	420	ug/kg

(Continued on next page)

Conestoga-Rovers & Associates, Inc.

Client Sample ID: S-017324-111708-JP-006

GC/MS Semivolatiles

Lot-Sample #...: A8K180217-006 **Work Order #...:** K26MM1AD **Matrix.....:** SO

PARAMETER	RESULT	REPORTING LIMIT	UNITS
4,6-Dinitro-2-methylphenol	ND	2000	ug/kg
2,4-Dinitrophenol	ND	2000	ug/kg
2,4-Dinitrotoluene	ND	420	ug/kg
2,6-Dinitrotoluene	ND	420	ug/kg
Di-n-octyl phthalate	ND	420	ug/kg
Fluoranthene	**500**	**420**	**ug/kg**
Fluorene	ND	420	ug/kg
Hexachlorobenzene	ND	420	ug/kg
Hexachlorobutadiene	ND	420	ug/kg
Hexachlorocyclopenta-diene	ND	2000	ug/kg
Hexachloroethane	ND	420	ug/kg
Indeno(1,2,3-cd)pyrene	ND	420	ug/kg
Isophorone	ND	420	ug/kg
2-Methylnaphthalene	ND	420	ug/kg
2-Methylphenol	ND	420	ug/kg
4-Methylphenol	ND	420	ug/kg
Naphthalene	ND	420	ug/kg
2-Nitroaniline	ND	2000	ug/kg
3-Nitroaniline	ND	2000	ug/kg
4-Nitroaniline	ND	2000	ug/kg
Nitrobenzene	ND	420	ug/kg
2-Nitrophenol	ND	420	ug/kg
4-Nitrophenol	ND	2000	ug/kg
N-Nitrosodi-n-propyl-amine	ND	420	ug/kg
N-Nitrosodiphenylamine	ND	420	ug/kg
2,2'-oxybis (1-Chloropropane)	ND	420	ug/kg
Pentachlorophenol	ND	420	ug/kg
Phenanthrene	ND	420	ug/kg
Phenol	ND	420	ug/kg
Pyrene	ND	420	ug/kg
2,4,5-Trichloro-phenol	ND	420	ug/kg
2,4,6-Trichloro-phenol	ND	420	ug/kg

(Continued on next page)

Conestoga-Rovers & Associates, Inc.

Client Sample ID: S-017324-111708-JP-006

GC/MS Semivolatiles

Lot-Sample #...: A8K180217-006 **Work Order #...:** K26MM1AD **Matrix.....:** SO

SURROGATE	PERCENT RECOVERY	RECOVERY LIMITS
Nitrobenzene-d5	58	(24 - 112)
2-Fluorobiphenyl	62	(34 - 110)
Terphenyl-d14	84	(41 - 119)
Phenol-d5	63	(28 - 110)
2-Fluorophenol	58	(26 - 110)
2,4,6-Tribromophenol	63	(10 - 118)

NOTE(S):

Results and reporting limits have been adjusted for dry weight.

Conestoga-Rovers & Associates, Inc.

Client Sample ID: S-017324-111708-JP-006

GC Semivolatiles

Lot-Sample #...: A8K180217-006 **Work Order #...:** K26MM1AE **Matrix.....:** SO
Date Sampled...: 11/17/08 16:20 **Date Received..:** 11/18/08
Prep Date.....: 11/22/08 **Analysis Date..:** 11/26/08
Prep Batch #...: 8326343
Dilution Factor: 1
% Moisture.....: 21 **Method.....:** SW846 8082

PARAMETER	RESULT	REPORTING LIMIT	UNITS
Aroclor 1016	ND	42	ug/kg
Aroclor 1221	ND	42	ug/kg
Aroclor 1232	ND	42	ug/kg
Aroclor 1242	ND	42	ug/kg
Aroclor 1248	ND	42	ug/kg
Aroclor 1254	ND	42	ug/kg
Aroclor 1260	ND	42	ug/kg

SURROGATE	PERCENT RECOVERY	RECOVERY LIMITS
Tetrachloro-m-xylene	80	(10 - 196)
Decachlorobiphenyl	69	(10 - 199)

NOTE(S):

Results and reporting limits have been adjusted for dry weight.

Conestoga-Rovers & Associates, Inc.

Client Sample ID: S-017324-111708-JP-006

TOTAL Metals

Lot-Sample #...: A8K180217-006 **Matrix.....:** SO
Date Sampled...: 11/17/08 16:20 **Date Received..:** 11/18/08
% Moisture.....: 21

PARAMETER	RESULT	REPORTING LIMIT	UNITS	METHOD	PREPARATION-ANALYSIS DATE	WORK ORDER #
Prep Batch #...: 8324023						
Aluminum	**6870**	**25.4**	**mg/kg**	**SW846 6010B**	**11/19-11/22/08**	**K26MM1AF**
		Dilution Factor: 1				
Arsenic	**7.5**	**1.3**	**mg/kg**	**SW846 6010B**	**11/19-11/22/08**	**K26MM1AW**
		Dilution Factor: 1				
Lead	**99.4**	**0.38**	**mg/kg**	**SW846 6010B**	**11/19-11/22/08**	**K26MM1AX**
		Dilution Factor: 1				
Antimony	ND	7.6	mg/kg	SW846 6010B	11/19-11/22/08	K26MM1AG
		Dilution Factor: 1				
Selenium	ND	0.64	mg/kg	SW846 6010B	11/19-11/22/08	K26MM1A0
		Dilution Factor: 1				
Thallium	ND	1.3	mg/kg	SW846 6010B	11/19-11/22/08	K26MM1A1
		Dilution Factor: 1				
Cadmium	ND	0.64	mg/kg	SW846 6010B	11/19-11/22/08	K26MM1AH
		Dilution Factor: 1				
Chromium	**12.9**	**1.3**	**mg/kg**	**SW846 6010B**	**11/19-11/22/08**	**K26MM1AJ**
		Dilution Factor: 1				
Cobalt	**6.5**	**6.4**	**mg/kg**	**SW846 6010B**	**11/19-11/22/08**	**K26MM1AK**
		Dilution Factor: 1				
Copper	**70.0**	**3.2**	**mg/kg**	**SW846 6010B**	**11/19-11/22/08**	**K26MM1AL**
		Dilution Factor: 1				
Iron	**15500**	**12.7**	**mg/kg**	**SW846 6010B**	**11/19-11/22/08**	**K26MM1AM**
		Dilution Factor: 1				
Manganese	**425**	**1.9**	**mg/kg**	**SW846 6010B**	**11/19-11/22/08**	**K26MM1AN**
		Dilution Factor: 1				
Nickel	**19.1**	**5.1**	**mg/kg**	**SW846 6010B**	**11/19-11/22/08**	**K26MM1AP**
		Dilution Factor: 1				
Potassium	**1330**	**636**	**mg/kg**	**SW846 6010B**	**11/19-11/22/08**	**K26MM1AQ**
		Dilution Factor: 1				

(Continued on next page)

Conestoga-Rovers & Associates, Inc.

Client Sample ID: S-017324-111708-JP-006

TOTAL Metals

Lot-Sample #...: A8K180217-006 **Matrix.....:** SO

PARAMETER	RESULT	REPORTING LIMIT	UNITS	METHOD	PREPARATION-ANALYSIS DATE	WORK ORDER #
Silver	ND	1.3	mg/kg	SW846 6010B	11/19-11/22/08	K26MM1AR
		Dilution Factor: 1				
Sodium	ND	636	mg/kg	SW846 6010B	11/19-11/22/08	K26MM1AT
		Dilution Factor: 1				
Vanadium	**18.8**	**6.4**	**mg/kg**	**SW846 6010B**	**11/19-11/22/08**	**K26MM1AU**
		Dilution Factor: 1				
Zinc	**88.3**	**2.5**	**mg/kg**	**SW846 6010B**	**11/19-11/22/08**	**K26MM1AV**
		Dilution Factor: 1				
Mercury	ND	0.13	mg/kg	SW846 7471A	11/19-11/21/08	K26MM1AA
		Dilution Factor: 1				

NOTE(S):

Results and reporting limits have been adjusted for dry weight.

Conestoga-Rovers & Associates, Inc.

Client Sample ID: S-017324-111708-JP-006

General Chemistry

Lot-Sample #...: A8K180217-006 **Work Order #...:** K26MM **Matrix.....:** SO
Date Sampled...: 11/17/08 16:20 **Date Received..:** 11/18/08
% Moisture.....: 21

PARAMETER	RESULT	RL	UNITS	METHOD	PREPARATION-ANALYSIS DATE	PREP BATCH #
Percent Solids	**78.6**	**10.0**	**%**	**MCAWW 160.3 MOD**	**11/25-11/26/08**	**8330375**

Dilution Factor: 1

Conestoga-Rovers & Associates, Inc.

Client Sample ID: S-017324-111708-JP-007

GC/MS Volatiles

Lot-Sample #...: A8K180217-007 **Work Order #...:** K26MN1AA **Matrix.....:** SO
Date Sampled...: 11/17/08 16:45 **Date Received..:** 11/18/08
Prep Date.....: 11/26/08 **Analysis Date..:** 11/26/08
Prep Batch #...: 8333056
Dilution Factor: 0.9
% Moisture.....: 18 **Method.....:** SW846 8260B

PARAMETER	RESULT	REPORTING LIMIT	UNITS
Acetone	ND	22	ug/kg
Benzene	ND	5.5	ug/kg
Bromodichloromethane	ND	5.5	ug/kg
Bromoform	ND	5.5	ug/kg
Bromomethane	ND	5.5	ug/kg
2-Butanone	ND	22	ug/kg
Carbon disulfide	ND	5.5	ug/kg
Carbon tetrachloride	ND	5.5	ug/kg
Chlorobenzene	ND	5.5	ug/kg
Dibromochloromethane	ND	5.5	ug/kg
1,2-Dibromo-3-chloro-propane	ND	11	ug/kg
Chloroethane	ND	5.5	ug/kg
Chloroform	ND	5.5	ug/kg
Chloromethane	ND	5.5	ug/kg
Cyclohexane	ND	11	ug/kg
1,2-Dibromoethane	ND	5.5	ug/kg
1,2-Dichlorobenzene	ND	5.5	ug/kg
1,3-Dichlorobenzene	ND	5.5	ug/kg
1,4-Dichlorobenzene	ND	5.5	ug/kg
Dichlorodifluoromethane	ND	5.5	ug/kg
1,1-Dichloroethane	ND	5.5	ug/kg
1,2-Dichloroethane	ND	5.5	ug/kg
1,1-Dichloroethene	ND	5.5	ug/kg
cis-1,2-Dichloroethene	ND	5.5	ug/kg
trans-1,2-Dichloroethene	ND	5.5	ug/kg
1,2-Dichloropropane	ND	5.5	ug/kg
cis-1,3-Dichloropropene	ND	5.5	ug/kg
trans-1,3-Dichloropropene	ND	5.5	ug/kg
Ethylbenzene	ND	5.5	ug/kg
Trichlorofluoromethane	ND	5.5	ug/kg
2-Hexanone	ND	22	ug/kg
Isopropylbenzene	ND	5.5	ug/kg
Methyl acetate	ND	11	ug/kg
Methylcyclohexane	ND	11	ug/kg
Methylene chloride	ND	5.5	ug/kg
4-Methyl-2-pentanone	ND	22	ug/kg
Styrene	ND	5.5	ug/kg

(Continued on next page)

Conestoga-Rovers & Associates, Inc.

Client Sample ID: S-017324-111708-JP-007

GC/MS Volatiles

Lot-Sample #...: A8K180217-007 **Work Order #...:** K26MN1AA **Matrix.....:** SO

PARAMETER	RESULT	REPORTING LIMIT	UNITS
1,1,2,2-Tetrachloroethane	ND	5.5	ug/kg
Tetrachloroethene	ND	5.5	ug/kg
Toluene	ND	5.5	ug/kg
1,2,4-Trichloro-benzene	ND	5.5	ug/kg
1,1,1-Trichloroethane	ND	5.5	ug/kg
1,1,2-Trichloroethane	ND	5.5	ug/kg
Trichloroethene	ND	5.5	ug/kg
1,1,2-Trichloro-1,2,2-trifluoroethane	ND	5.5	ug/kg
Vinyl chloride	ND	5.5	ug/kg
Xylenes (total)	ND	11	ug/kg
Methyl tert-butyl ether	ND	22	ug/kg

SURROGATE	PERCENT RECOVERY	RECOVERY LIMITS
Dibromofluoromethane	102	(59 - 138)
1,2-Dichloroethane-d4	127	(61 - 130)
Toluene-d8	89	(60 - 143)
4-Bromofluorobenzene	100	(47 - 158)

NOTE(S):

Results and reporting limits have been adjusted for dry weight.

Conestoga-Rovers & Associates, Inc.

Client Sample ID: S-017324-111708-JP-007

General Chemistry

Lot-Sample #...: A8K180217-007 **Work Order #...:** K26MN **Matrix.....:** SO
Date Sampled...: 11/17/08 16:45 **Date Received..:** 11/18/08
% Moisture.....: 18

PARAMETER	RESULT	RL	UNITS	METHOD	PREPARATION-ANALYSIS DATE	PREP BATCH #
Percent Solids	**81.6**	**10.0**	**%**	**MCAWW 160.3 MOD**	**11/26-11/28/08**	**8331324**

Dilution Factor: 1

Conestoga-Rovers & Associates, Inc.

Client Sample ID: S-017324-111708-JP-008

GC/MS Semivolatiles

Lot-Sample #...: A8K180217-008 **Work Order #...:** K26MQ1AD **Matrix.....:** SO
Date Sampled...: 11/17/08 17:00 **Date Received..:** 11/18/08
Prep Date.....: 11/18/08 **Analysis Date..:** 11/21/08
Prep Batch #...: 8323429
Dilution Factor: 1
% Moisture.....: 19 **Method.....:** SW846 8270C

PARAMETER	RESULT	REPORTING LIMIT	UNITS
Acenaphthene	ND	410	ug/kg
Acenaphthylene	ND	410	ug/kg
Acetophenone	ND	82	ug/kg
Anthracene	ND	410	ug/kg
Atrazine	ND	410	ug/kg
Benzo(a)anthracene	ND	410	ug/kg
Benzo(a)pyrene	ND	410	ug/kg
Benzo(b)fluoranthene	**440**	**410**	**ug/kg**
Benzo(ghi)perylene	ND	410	ug/kg
Benzo(k)fluoranthene	ND	410	ug/kg
Benzaldehyde	ND	410	ug/kg
1,1'-Biphenyl	ND	410	ug/kg
bis(2-Chloroethoxy) methane	ND	410	ug/kg
bis(2-Chloroethyl)-ether	ND	410	ug/kg
bis(2-Ethylhexyl) phthalate	ND	410	ug/kg
4-Bromophenyl phenyl ether	ND	410	ug/kg
Butyl benzyl phthalate	ND	410	ug/kg
Caprolactam	ND	410	ug/kg
Carbazole	ND	410	ug/kg
4-Chloroaniline	ND	410	ug/kg
4-Chloro-3-methylphenol	ND	410	ug/kg
2-Chloronaphthalene	ND	410	ug/kg
2-Chlorophenol	ND	410	ug/kg
4-Chlorophenyl phenyl ether	ND	410	ug/kg
Chrysene	ND	410	ug/kg
Dibenz(a,h)anthracene	ND	410	ug/kg
Dibenzofuran	ND	410	ug/kg
3,3'-Dichlorobenzidine	ND	2000	ug/kg
2,4-Dichlorophenol	ND	410	ug/kg
Diethyl phthalate	ND	410	ug/kg
2,4-Dimethylphenol	ND	410	ug/kg
Dimethyl phthalate	ND	410	ug/kg
Di-n-butyl phthalate	ND	410	ug/kg

(Continued on next page)

Conestoga-Rovers & Associates, Inc.

Client Sample ID: S-017324-111708-JP-008

GC/MS Semivolatiles

Lot-Sample #...: A8K180217-008 **Work Order #...:** K26MQ1AD **Matrix.....:** SO

PARAMETER	RESULT	REPORTING LIMIT	UNITS
4,6-Dinitro-2-methylphenol	ND	2000	ug/kg
2,4-Dinitrophenol	ND	2000	ug/kg
2,4-Dinitrotoluene	ND	410	ug/kg
2,6-Dinitrotoluene	ND	410	ug/kg
Di-n-octyl phthalate	ND	410	ug/kg
Fluoranthene	**830**	**410**	**ug/kg**
Fluorene	ND	410	ug/kg
Hexachlorobenzene	ND	410	ug/kg
Hexachlorobutadiene	ND	410	ug/kg
Hexachlorocyclopenta-diene	ND	2000	ug/kg
Hexachloroethane	ND	410	ug/kg
Indeno(1,2,3-cd)pyrene	ND	410	ug/kg
Isophorone	ND	410	ug/kg
2-Methylnaphthalene	ND	410	ug/kg
2-Methylphenol	ND	410	ug/kg
4-Methylphenol	ND	410	ug/kg
Naphthalene	ND	410	ug/kg
2-Nitroaniline	ND	2000	ug/kg
3-Nitroaniline	ND	2000	ug/kg
4-Nitroaniline	ND	2000	ug/kg
Nitrobenzene	ND	410	ug/kg
2-Nitrophenol	ND	410	ug/kg
4-Nitrophenol	ND	2000	ug/kg
N-Nitrosodi-n-propyl-amine	ND	410	ug/kg
N-Nitrosodiphenylamine	ND	410	ug/kg
2,2'-oxybis (1-Chloropropane)	ND	410	ug/kg
Pentachlorophenol	ND	410	ug/kg
Phenanthrene	**460**	**410**	**ug/kg**
Phenol	ND	410	ug/kg
Pyrene	**720**	**410**	**ug/kg**
2,4,5-Trichloro-phenol	ND	410	ug/kg
2,4,6-Trichloro-phenol	ND	410	ug/kg

(Continued on next page)

Conestoga-Rovers & Associates, Inc.

Client Sample ID: S-017324-111708-JP-008

GC/MS Semivolatiles

Lot-Sample #...: A8K180217-008 **Work Order #...:** K26MQ1AD **Matrix.....:** SO

SURROGATE	PERCENT RECOVERY	RECOVERY LIMITS
Nitrobenzene-d5	67	(24 - 112)
2-Fluorobiphenyl	65	(34 - 110)
Terphenyl-d14	94	(41 - 119)
Phenol-d5	70	(28 - 110)
2-Fluorophenol	68	(26 - 110)
2,4,6-Tribromophenol	59	(10 - 118)

NOTE(S):

Results and reporting limits have been adjusted for dry weight.

Conestoga-Rovers & Associates, Inc.

Client Sample ID: S-017324-111708-JP-008

GC Semivolatiles

Lot-Sample #...: A8K180217-008 **Work Order #...:** K26MQ1AE **Matrix.....:** SO
Date Sampled...: 11/17/08 17:00 **Date Received..:** 11/18/08
Prep Date.....: 11/22/08 **Analysis Date..:** 11/26/08
Prep Batch #...: 8326343
Dilution Factor: 1
% Moisture.....: 19 **Method.....:** SW846 8082

PARAMETER	RESULT	REPORTING LIMIT	UNITS
Aroclor 1016	ND	41	ug/kg
Aroclor 1221	ND	41	ug/kg
Aroclor 1232	ND	41	ug/kg
Aroclor 1242	ND	41	ug/kg
Aroclor 1248	ND	41	ug/kg
Aroclor 1254	ND	41	ug/kg
Aroclor 1260	ND	41	ug/kg

SURROGATE	PERCENT RECOVERY	RECOVERY LIMITS
Tetrachloro-m-xylene	80	(10 - 196)
Decachlorobiphenyl	84	(10 - 199)

NOTE(S):

Results and reporting limits have been adjusted for dry weight.

Conestoga-Rovers & Associates, Inc.

Client Sample ID: S-017324-111708-JP-008

TOTAL Metals

Lot-Sample #...: A8K180217-008 **Matrix.....:** SO
Date Sampled...: 11/17/08 17:00 **Date Received..:** 11/18/08
% Moisture.....: 19

PARAMETER	RESULT	REPORTING LIMIT	UNITS	METHOD	PREPARATION-ANALYSIS DATE	WORK ORDER #
Prep Batch #...: 8324023						
Aluminum	**5770**	**24.8**	**mg/kg**	**SW846 6010B**	**11/19-11/22/08**	**K26MQ1AF**
		Dilution Factor: 1				
Arsenic	**15.3**	**1.2**	**mg/kg**	**SW846 6010B**	**11/19-11/22/08**	**K26MQ1AW**
		Dilution Factor: 1				
Lead	**670**	**0.37**	**mg/kg**	**SW846 6010B**	**11/19-11/22/08**	**K26MQ1AX**
		Dilution Factor: 1				
Antimony	ND	7.4	mg/kg	SW846 6010B	11/19-11/22/08	K26MQ1AG
		Dilution Factor: 1				
Selenium	**0.69**	**0.62**	**mg/kg**	**SW846 6010B**	**11/19-11/22/08**	**K26MQ1A0**
		Dilution Factor: 1				
Thallium	ND	1.2	mg/kg	SW846 6010B	11/19-11/22/08	K26MQ1A1
		Dilution Factor: 1				
Cadmium	ND	0.62	mg/kg	SW846 6010B	11/19-11/22/08	K26MQ1AH
		Dilution Factor: 1				
Chromium	**18.9**	**1.2**	**mg/kg**	**SW846 6010B**	**11/19-11/22/08**	**K26MQ1AJ**
		Dilution Factor: 1				
Cobalt	**7.0**	**6.2**	**mg/kg**	**SW846 6010B**	**11/19-11/22/08**	**K26MQ1AK**
		Dilution Factor: 1				
Copper	**102**	**3.1**	**mg/kg**	**SW846 6010B**	**11/19-11/22/08**	**K26MQ1AL**
		Dilution Factor: 1				
Iron	**26200**	**12.4**	**mg/kg**	**SW846 6010B**	**11/19-11/22/08**	**K26MQ1AM**
		Dilution Factor: 1				
Manganese	**335**	**1.9**	**mg/kg**	**SW846 6010B**	**11/19-11/22/08**	**K26MQ1AN**
		Dilution Factor: 1				
Nickel	**23.8**	**5.0**	**mg/kg**	**SW846 6010B**	**11/19-11/22/08**	**K26MQ1AP**
		Dilution Factor: 1				
Potassium	ND	619	mg/kg	SW846 6010B	11/19-11/22/08	K26MQ1AQ
		Dilution Factor: 1				

(Continued on next page)

Conestoga-Rovers & Associates, Inc.

Client Sample ID: S-017324-111708-JP-008

TOTAL Metals

Lot-Sample #...: A8K180217-008 **Matrix.....:** SO

PARAMETER	RESULT	REPORTING LIMIT	UNITS	METHOD	PREPARATION-ANALYSIS DATE	WORK ORDER #
Silver	ND	1.2	mg/kg	SW846 6010B	11/19-11/22/08	K26MQ1AR
		Dilution Factor: 1				
Sodium	ND	619	mg/kg	SW846 6010B	11/19-11/22/08	K26MQ1AT
		Dilution Factor: 1				
Vanadium	**19.4**	**6.2**	**mg/kg**	**SW846 6010B**	**11/19-11/22/08**	**K26MQ1AU**
		Dilution Factor: 1				
Zinc	**184**	**2.5**	**mg/kg**	**SW846 6010B**	**11/19-11/22/08**	**K26MQ1AV**
		Dilution Factor: 1				
Mercury	**0.30**	**0.12**	**mg/kg**	**SW846 7471A**	**11/19-11/21/08**	**K26MQ1AA**
		Dilution Factor: 1				

NOTE(S):

Results and reporting limits have been adjusted for dry weight.

Conestoga-Rovers & Associates, Inc.

Client Sample ID: S-017324-111708-JP-008

General Chemistry

Lot-Sample #...: A8K180217-008 **Work Order #...:** K26MQ **Matrix.....:** SO
Date Sampled...: 11/17/08 17:00 **Date Received..:** 11/18/08
% Moisture.....: 19

PARAMETER	RESULT	RL	UNITS	METHOD	PREPARATION-ANALYSIS DATE	PREP BATCH #
Percent Solids	**80.8**	**10.0**	**%**	**MCAWW 160.3 MOD**	**11/25-11/26/08**	**8330375**

Dilution Factor: 1

Conestoga-Rovers & Associates, Inc.

Client Sample ID: S-017324-111808-JP-009

GC/MS Volatiles

Lot-Sample #...: A8K190285-001 **Work Order #...:** K29MJ1AA **Matrix.....:** SO
Date Sampled...: 11/18/08 08:45 **Date Received..:** 11/19/08
Prep Date.....: 11/26/08 **Analysis Date..:** 11/26/08
Prep Batch #...: 8333349
Dilution Factor: 0.96
% Moisture.....: 19 **Method.....:** SW846 8260B

PARAMETER	RESULT	REPORTING LIMIT	UNITS
Acetone	ND	24	ug/kg
Benzene	ND	5.9	ug/kg
Bromodichloromethane	ND	5.9	ug/kg
Bromoform	ND	5.9	ug/kg
Bromomethane	ND	5.9	ug/kg
2-Butanone	ND	24	ug/kg
Carbon disulfide	ND	5.9	ug/kg
Carbon tetrachloride	ND	5.9	ug/kg
Chlorobenzene	ND	5.9	ug/kg
Dibromochloromethane	ND	5.9	ug/kg
1,2-Dibromo-3-chloro-propane	ND	12	ug/kg
Chloroethane	ND	5.9	ug/kg
Chloroform	ND	5.9	ug/kg
Chloromethane	ND	5.9	ug/kg
Cyclohexane	ND	12	ug/kg
1,2-Dibromoethane	ND	5.9	ug/kg
1,2-Dichlorobenzene	ND	5.9	ug/kg
1,3-Dichlorobenzene	ND	5.9	ug/kg
1,4-Dichlorobenzene	ND	5.9	ug/kg
Dichlorodifluoromethane	ND	5.9	ug/kg
1,1-Dichloroethane	ND	5.9	ug/kg
1,2-Dichloroethane	ND	5.9	ug/kg
1,1-Dichloroethene	ND	5.9	ug/kg
cis-1,2-Dichloroethene	ND	5.9	ug/kg
trans-1,2-Dichloroethene	ND	5.9	ug/kg
1,2-Dichloropropane	ND	5.9	ug/kg
cis-1,3-Dichloropropene	ND	5.9	ug/kg
trans-1,3-Dichloropropene	ND	5.9	ug/kg
Ethylbenzene	ND	5.9	ug/kg
Trichlorofluoromethane	ND	5.9	ug/kg
2-Hexanone	ND	24	ug/kg
Isopropylbenzene	ND	5.9	ug/kg
Methyl acetate	ND	12	ug/kg
Methylcyclohexane	ND	12	ug/kg
Methylene chloride	ND	5.9	ug/kg
4-Methyl-2-pentanone	ND	24	ug/kg
Styrene	ND	5.9	ug/kg

(Continued on next page)

Conestoga-Rovers & Associates, Inc.

Client Sample ID: S-017324-111808-JP-009

GC/MS Volatiles

Lot-Sample #...: A8K190285-001 **Work Order #...:** K29MJ1AA **Matrix.....:** SO

PARAMETER	RESULT	REPORTING LIMIT	UNITS
1,1,2,2-Tetrachloroethane	ND	5.9	ug/kg
Tetrachloroethene	ND	5.9	ug/kg
Toluene	ND	5.9	ug/kg
1,2,4-Trichloro-benzene	ND	5.9	ug/kg
1,1,1-Trichloroethane	ND	5.9	ug/kg
1,1,2-Trichloroethane	ND	5.9	ug/kg
Trichloroethene	ND	5.9	ug/kg
1,1,2-Trichloro-1,2,2-trifluoroethane	ND	5.9	ug/kg
Vinyl chloride	ND	5.9	ug/kg
Xylenes (total)	ND	12	ug/kg
Methyl tert-butyl ether	ND	24	ug/kg

SURROGATE	PERCENT RECOVERY	RECOVERY LIMITS
Dibromofluoromethane	106	(59 - 138)
1,2-Dichloroethane-d4	96	(61 - 130)
Toluene-d8	94	(60 - 143)
4-Bromofluorobenzene	63	(47 - 158)

NOTE(S):

Results and reporting limits have been adjusted for dry weight.

Conestoga-Rovers & Associates, Inc.

Client Sample ID: S-017324-111808-JP-009

General Chemistry

Lot-Sample #...: A8K190285-001 **Work Order #...:** K29MJ **Matrix.....:** SO
Date Sampled...: 11/18/08 08:45 **Date Received..:** 11/19/08
% Moisture.....: 19

PARAMETER	RESULT	RL	UNITS	METHOD	PREPARATION-ANALYSIS DATE	PREP BATCH #
Percent Solids	**81.3**	**10.0**	**%**	**MCAWW 160.3 MOD**	**11/21-11/24/08**	**8326379**

Dilution Factor: 1

Conestoga-Rovers & Associates, Inc.

Client Sample ID: S-017324-111808-JP-010

GC/MS Volatiles

Lot-Sample #...: A8K190285-002 **Work Order #...:** K29MK1AA **Matrix.....:** SO
Date Sampled...: 11/18/08 09:00 **Date Received..:** 11/19/08
Prep Date.....: 11/26/08 **Analysis Date..:** 11/26/08
Prep Batch #...: 8333349
Dilution Factor: 0.91
% Moisture.....: 19 **Method.....:** SW846 8260B

PARAMETER	RESULT	REPORTING LIMIT	UNITS
Acetone	ND	22	ug/kg
Benzene	ND	5.6	ug/kg
Bromodichloromethane	ND	5.6	ug/kg
Bromoform	ND	5.6	ug/kg
Bromomethane	ND	5.6	ug/kg
2-Butanone	ND	22	ug/kg
Carbon disulfide	ND	5.6	ug/kg
Carbon tetrachloride	ND	5.6	ug/kg
Chlorobenzene	ND	5.6	ug/kg
Dibromochloromethane	ND	5.6	ug/kg
1,2-Dibromo-3-chloro-propane	ND	11	ug/kg
Chloroethane	ND	5.6	ug/kg
Chloroform	ND	5.6	ug/kg
Chloromethane	ND	5.6	ug/kg
Cyclohexane	ND	11	ug/kg
1,2-Dibromoethane	ND	5.6	ug/kg
1,2-Dichlorobenzene	ND	5.6	ug/kg
1,3-Dichlorobenzene	ND	5.6	ug/kg
1,4-Dichlorobenzene	ND	5.6	ug/kg
Dichlorodifluoromethane	ND	5.6	ug/kg
1,1-Dichloroethane	ND	5.6	ug/kg
1,2-Dichloroethane	ND	5.6	ug/kg
1,1-Dichloroethene	ND	5.6	ug/kg
cis-1,2-Dichloroethene	ND	5.6	ug/kg
trans-1,2-Dichloroethene	ND	5.6	ug/kg
1,2-Dichloropropane	ND	5.6	ug/kg
cis-1,3-Dichloropropene	ND	5.6	ug/kg
trans-1,3-Dichloropropene	ND	5.6	ug/kg
Ethylbenzene	ND	5.6	ug/kg
Trichlorofluoromethane	ND	5.6	ug/kg
2-Hexanone	ND	22	ug/kg
Isopropylbenzene	ND	5.6	ug/kg
Methyl acetate	ND	11	ug/kg
Methylcyclohexane	ND	11	ug/kg
Methylene chloride	ND	5.6	ug/kg
4-Methyl-2-pentanone	ND	22	ug/kg
Styrene	ND	5.6	ug/kg

(Continued on next page)

Conestoga-Rovers & Associates, Inc.

Client Sample ID: S-017324-111808-JP-010

GC/MS Volatiles

Lot-Sample #...: A8K190285-002 **Work Order #...:** K29MK1AA **Matrix.....:** SO

PARAMETER	RESULT	REPORTING LIMIT	UNITS
1,1,2,2-Tetrachloroethane	ND	5.6	ug/kg
Tetrachloroethene	ND	5.6	ug/kg
Toluene	ND	5.6	ug/kg
1,2,4-Trichloro-benzene	ND	5.6	ug/kg
1,1,1-Trichloroethane	ND	5.6	ug/kg
1,1,2-Trichloroethane	ND	5.6	ug/kg
Trichloroethene	ND	5.6	ug/kg
1,1,2-Trichloro-1,2,2-trifluoroethane	ND	5.6	ug/kg
Vinyl chloride	ND	5.6	ug/kg
Xylenes (total)	ND	11	ug/kg
Methyl tert-butyl ether	ND	22	ug/kg

SURROGATE	PERCENT RECOVERY	RECOVERY LIMITS
Dibromofluoromethane	101	(59 - 138)
1,2-Dichloroethane-d4	93	(61 - 130)
Toluene-d8	97	(60 - 143)
4-Bromofluorobenzene	75	(47 - 158)

NOTE(S):

Results and reporting limits have been adjusted for dry weight.

Conestoga-Rovers & Associates, Inc.

Client Sample ID: S-017324-111808-JP-010

General Chemistry

Lot-Sample #...: A8K190285-002 **Work Order #...:** K29MK **Matrix.....:** SO
Date Sampled...: 11/18/08 09:00 **Date Received..:** 11/19/08
% Moisture.....: 19

PARAMETER	RESULT	RL	UNITS	METHOD	PREPARATION-ANALYSIS DATE	PREP BATCH #
Percent Solids	**81.4**	**10.0**	**%**	**MCAWW 160.3 MOD**	**11/21-11/24/08**	**8326379**

Dilution Factor: 1

Conestoga-Rovers & Associates, Inc.

Client Sample ID: S-017324-111808-JP-011

GC/MS Volatiles

Lot-Sample #...: A8K190285-003 **Work Order #...:** K29ML1DF **Matrix.....:** SO
Date Sampled...: 11/18/08 09:15 **Date Received..:** 11/19/08
Prep Date.....: 11/26/08 **Analysis Date..:** 11/26/08
Prep Batch #...: 8333349
Dilution Factor: 0.94
% Moisture.....: 17 **Method.....:** SW846 8260B

PARAMETER	RESULT	REPORTING LIMIT	UNITS
Acetone	ND	23	ug/kg
Benzene	ND	5.7	ug/kg
Bromodichloromethane	ND	5.7	ug/kg
Bromoform	ND	5.7	ug/kg
Bromomethane	ND	5.7	ug/kg
2-Butanone	ND	23	ug/kg
Carbon disulfide	ND	5.7	ug/kg
Carbon tetrachloride	ND	5.7	ug/kg
Chlorobenzene	ND	5.7	ug/kg
Dibromochloromethane	ND	5.7	ug/kg
1,2-Dibromo-3-chloro-propane	ND	11	ug/kg
Chloroethane	ND	5.7	ug/kg
Chloroform	ND	5.7	ug/kg
Chloromethane	ND	5.7	ug/kg
Cyclohexane	ND	11	ug/kg
1,2-Dibromoethane	ND	5.7	ug/kg
1,2-Dichlorobenzene	ND	5.7	ug/kg
1,3-Dichlorobenzene	ND	5.7	ug/kg
1,4-Dichlorobenzene	ND	5.7	ug/kg
Dichlorodifluoromethane	ND	5.7	ug/kg
1,1-Dichloroethane	ND	5.7	ug/kg
1,2-Dichloroethane	ND	5.7	ug/kg
1,1-Dichloroethene	ND	5.7	ug/kg
cis-1,2-Dichloroethene	ND	5.7	ug/kg
trans-1,2-Dichloroethene	ND	5.7	ug/kg
1,2-Dichloropropane	ND	5.7	ug/kg
cis-1,3-Dichloropropene	ND	5.7	ug/kg
trans-1,3-Dichloropropene	ND	5.7	ug/kg
Ethylbenzene	ND	5.7	ug/kg
Trichlorofluoromethane	ND	5.7	ug/kg
2-Hexanone	ND	23	ug/kg
Isopropylbenzene	ND	5.7	ug/kg
Methyl acetate	ND	11	ug/kg
Methylcyclohexane	ND	11	ug/kg
Methylene chloride	ND	5.7	ug/kg
4-Methyl-2-pentanone	ND	23	ug/kg
Styrene	ND	5.7	ug/kg

(Continued on next page)

Conestoga-Rovers & Associates, Inc.

Client Sample ID: S-017324-111808-JP-011

GC/MS Volatiles

Lot-Sample #...: A8K190285-003 **Work Order #...:** K29ML1DF **Matrix.....:** SO

PARAMETER	RESULT	REPORTING LIMIT	UNITS
1,1,2,2-Tetrachloroethane	ND	5.7	ug/kg
Tetrachloroethene	ND	5.7	ug/kg
Toluene	ND	5.7	ug/kg
1,2,4-Trichloro-benzene	ND	5.7	ug/kg
1,1,1-Trichloroethane	ND	5.7	ug/kg
1,1,2-Trichloroethane	ND	5.7	ug/kg
Trichloroethene	ND	5.7	ug/kg
1,1,2-Trichloro-1,2,2-trifluoroethane	ND	5.7	ug/kg
Vinyl chloride	ND	5.7	ug/kg
Xylenes (total)	ND	11	ug/kg
Methyl tert-butyl ether	ND	23	ug/kg

SURROGATE	PERCENT RECOVERY	RECOVERY LIMITS
Dibromofluoromethane	112	(59 - 138)
1,2-Dichloroethane-d4	98	(61 - 130)
Toluene-d8	97	(60 - 143)
4-Bromofluorobenzene	68	(47 - 158)

NOTE(S):

Results and reporting limits have been adjusted for dry weight.

Conestoga-Rovers & Associates, Inc.

Client Sample ID: S-017324-111808-JP-011

General Chemistry

Lot-Sample #...: A8K190285-003 **Work Order #...:** K29ML **Matrix.....:** SO
Date Sampled...: 11/18/08 09:15 **Date Received..:** 11/19/08
% Moisture.....: 17

PARAMETER	RESULT	RL	UNITS	METHOD	PREPARATION-ANALYSIS DATE	PREP BATCH #
Percent Solids	**83.0**	**10.0**	**%**	**MCAWW 160.3 MOD**	**11/21-11/24/08**	**8326379**

Dilution Factor: 1

Conestoga-Rovers & Associates, Inc.

Client Sample ID: S-017324-111808-JP-012

GC/MS Semivolatiles

Lot-Sample #...: A8K190285-004 **Work Order #...:** K29MN1AL **Matrix.....:** SO
Date Sampled...: 11/18/08 09:30 **Date Received..:** 11/19/08
Prep Date.....: 11/20/08 **Analysis Date..:** 11/24/08
Prep Batch #...: 8325424
Dilution Factor: 5
% Moisture.....: 16 **Method.....:** SW846 8270C

PARAMETER	RESULT	REPORTING LIMIT	UNITS
Acenaphthene	ND	2000	ug/kg
Acenaphthylene	ND	2000	ug/kg
Acetophenone	ND	400	ug/kg
Anthracene	ND	2000	ug/kg
Atrazine	ND	2000	ug/kg
Benzo(a)anthracene	**2000**	**2000**	**ug/kg**
Benzo(a)pyrene	ND	2000	ug/kg
Benzo(b)fluoranthene	ND	2000	ug/kg
Benzo(ghi)perylene	ND	2000	ug/kg
Benzo(k)fluoranthene	ND	2000	ug/kg
Benzaldehyde	ND	2000	ug/kg
1,1'-Biphenyl	ND	2000	ug/kg
bis(2-Chloroethoxy) methane	ND	2000	ug/kg
bis(2-Chloroethyl)-ether	ND	2000	ug/kg
bis(2-Ethylhexyl) phthalate	ND	2000	ug/kg
4-Bromophenyl phenyl ether	ND	2000	ug/kg
Butyl benzyl phthalate	ND	2000	ug/kg
Caprolactam	ND	2000	ug/kg
Carbazole	ND	2000	ug/kg
4-Chloroaniline	ND	2000	ug/kg
4-Chloro-3-methylphenol	ND	2000	ug/kg
2-Chloronaphthalene	ND	2000	ug/kg
2-Chlorophenol	ND	2000	ug/kg
4-Chlorophenyl phenyl ether	ND	2000	ug/kg
Chrysene	**2200**	**2000**	**ug/kg**
Dibenz(a,h)anthracene	ND	2000	ug/kg
Dibenzofuran	ND	2000	ug/kg
3,3'-Dichlorobenzidine	ND	9600	ug/kg
2,4-Dichlorophenol	ND	2000	ug/kg
Diethyl phthalate	ND	2000	ug/kg
2,4-Dimethylphenol	ND	2000	ug/kg
Dimethyl phthalate	ND	2000	ug/kg
Di-n-butyl phthalate	ND	2000	ug/kg

(Continued on next page)

Conestoga-Rovers & Associates, Inc.

Client Sample ID: S-017324-111808-JP-012

GC/MS Semivolatiles

Lot-Sample #...: A8K190285-004 **Work Order #...:** K29MN1AL **Matrix.....:** SO

PARAMETER	RESULT	REPORTING LIMIT	UNITS
4,6-Dinitro-2-methylphenol	ND	9600	ug/kg
2,4-Dinitrophenol	ND	9600	ug/kg
2,4-Dinitrotoluene	ND	2000	ug/kg
2,6-Dinitrotoluene	ND	2000	ug/kg
Di-n-octyl phthalate	ND	2000	ug/kg
Fluoranthene	**4300**	**2000**	**ug/kg**
Fluorene	ND	2000	ug/kg
Hexachlorobenzene	ND	2000	ug/kg
Hexachlorobutadiene	ND	2000	ug/kg
Hexachlorocyclopenta-diene	ND	9600	ug/kg
Hexachloroethane	ND	2000	ug/kg
Indeno(1,2,3-cd)pyrene	ND	2000	ug/kg
Isophorone	ND	2000	ug/kg
2-Methylnaphthalene	ND	2000	ug/kg
2-Methylphenol	ND	2000	ug/kg
4-Methylphenol	ND	2000	ug/kg
Naphthalene	ND	2000	ug/kg
2-Nitroaniline	ND	9600	ug/kg
3-Nitroaniline	ND	9600	ug/kg
4-Nitroaniline	ND	9600	ug/kg
Nitrobenzene	ND	2000	ug/kg
2-Nitrophenol	ND	2000	ug/kg
4-Nitrophenol	ND	9600	ug/kg
N-Nitrosodi-n-propyl-amine	ND	2000	ug/kg
N-Nitrosodiphenylamine	ND	2000	ug/kg
2,2'-oxybis (1-Chloropropane)	ND	2000	ug/kg
Pentachlorophenol	ND	2000	ug/kg
Phenanthrene	**2100**	**2000**	**ug/kg**
Phenol	ND	2000	ug/kg
Pyrene	**3700**	**2000**	**ug/kg**
2,4,5-Trichloro-phenol	ND	2000	ug/kg
2,4,6-Trichloro-phenol	ND	2000	ug/kg

(Continued on next page)

Conestoga-Rovers & Associates, Inc.

Client Sample ID: S-017324-111808-JP-012

GC/MS Semivolatiles

Lot-Sample #...: A8K190285-004 **Work Order #...:** K29MN1AL **Matrix.....:** SO

SURROGATE	PERCENT RECOVERY	RECOVERY LIMITS
Nitrobenzene-d5	69 DIL	(24 - 112)
2-Fluorobiphenyl	72 DIL	(34 - 110)
Terphenyl-d14	72 DIL	(41 - 119)
Phenol-d5	64 DIL	(28 - 110)
2-Fluorophenol	65 DIL	(26 - 110)
2,4,6-Tribromophenol	59 DIL	(10 - 118)

NOTE(S):

DIL The concentration is estimated or not reported due to dilution or the presence of interfering analytes.

Results and reporting limits have been adjusted for dry weight.

Conestoga-Rovers & Associates, Inc.

Client Sample ID: S-017324-111808-JP-012

GC Semivolatiles

Lot-Sample #...: A8K190285-004 **Work Order #...:** K29MN1AP **Matrix.....:** SO
Date Sampled...: 11/18/08 09:30 **Date Received..:** 11/19/08
Prep Date.....: 11/22/08 **Analysis Date..:** 11/27/08
Prep Batch #...: 8326343
Dilution Factor: 1
% Moisture.....: 16 **Method.....:** SW846 8082

PARAMETER	RESULT	REPORTING LIMIT	UNITS
Aroclor 1016	ND	39	ug/kg
Aroclor 1221	ND	39	ug/kg
Aroclor 1232	ND	39	ug/kg
Aroclor 1242	ND	39	ug/kg
Aroclor 1248	**180**	**39**	**ug/kg**
Aroclor 1254	ND	39	ug/kg
Aroclor 1260	**73**	**39**	**ug/kg**

SURROGATE	PERCENT RECOVERY	RECOVERY LIMITS
Tetrachloro-m-xylene	67	(10 - 196)
Decachlorobiphenyl	116	(10 - 199)

NOTE(S):

Results and reporting limits have been adjusted for dry weight.

Conestoga-Rovers & Associates, Inc.

Client Sample ID: S-017324-111808-JP-012

TOTAL Metals

Lot-Sample #...: A8K190285-004 **Matrix.....:** SO
Date Sampled...: 11/18/08 09:30 **Date Received..:** 11/19/08
% Moisture.....: 16

PARAMETER	RESULT	REPORTING LIMIT	UNITS	METHOD	PREPARATION-ANALYSIS DATE	WORK ORDER #
Prep Batch #...: 8325023						
Aluminum	**3760**	**23.9**	**mg/kg**	**SW846 6010B**	**11/20-11/25/08**	**K29MN1AT**
		Dilution Factor: 1				
Arsenic	**20.4**	**1.2**	**mg/kg**	**SW846 6010B**	**11/20-11/25/08**	**K29MN1C7**
		Dilution Factor: 1				
Lead	**1290**	**0.36**	**mg/kg**	**SW846 6010B**	**11/20-11/25/08**	**K29MN1CA**
		Dilution Factor: 1				
Antimony	ND	7.2	mg/kg	SW846 6010B	11/20-11/25/08	K29MN1AW
		Dilution Factor: 1				
Selenium	ND	0.60	mg/kg	SW846 6010B	11/20-11/25/08	K29MN1CE
		Dilution Factor: 1				
Thallium	**2.1**	**1.2**	**mg/kg**	**SW846 6010B**	**11/20-11/25/08**	**K29MN1CH**
		Dilution Factor: 1				
Cadmium	**1.3**	**0.60**	**mg/kg**	**SW846 6010B**	**11/20-11/25/08**	**K29MN1A1**
		Dilution Factor: 1				
Chromium	**91.5**	**1.2**	**mg/kg**	**SW846 6010B**	**11/20-11/25/08**	**K29MN1A4**
		Dilution Factor: 1				
Cobalt	**10.2**	**6.0**	**mg/kg**	**SW846 6010B**	**11/20-11/25/08**	**K29MN1A7**
		Dilution Factor: 1				
Copper	**232**	**3.0**	**mg/kg**	**SW846 6010B**	**11/20-11/25/08**	**K29MN1AA**
		Dilution Factor: 1				
Iron	**68400**	**11.9**	**mg/kg**	**SW846 6010B**	**11/20-11/25/08**	**K29MN1AE**
		Dilution Factor: 1				
Manganese	**366**	**1.8**	**mg/kg**	**SW846 6010B**	**11/20-11/25/08**	**K29MN1AH**
		Dilution Factor: 1				
Nickel	**43.3**	**4.8**	**mg/kg**	**SW846 6010B**	**11/20-11/25/08**	**K29MN1CL**
		Dilution Factor: 1				
Potassium	ND	597	mg/kg	SW846 6010B	11/20-11/25/08	K29MN1CP
		Dilution Factor: 1				

(Continued on next page)

Conestoga-Rovers & Associates, Inc.

Client Sample ID: S-017324-111808-JP-012

TOTAL Metals

Lot-Sample #...: A8K190285-004 **Matrix.....:** SO

PARAMETER	RESULT	REPORTING LIMIT	UNITS	METHOD	PREPARATION-ANALYSIS DATE	WORK ORDER #
Silver	ND	1.2	mg/kg	SW846 6010B	11/20-11/25/08	K29MN1CT
		Dilution Factor: 1				
Sodium	ND	597	mg/kg	SW846 6010B	11/20-11/25/08	K29MN1CW
		Dilution Factor: 1				
Vanadium	**18.8**	**6.0**	**mg/kg**	**SW846 6010B**	**11/20-11/25/08**	**K29MN1C1**
		Dilution Factor: 1				
Zinc	**588**	**2.4**	**mg/kg**	**SW846 6010B**	**11/20-11/25/08**	**K29MN1C4**
		Dilution Factor: 1				
Mercury	**0.62**	**0.12**	**mg/kg**	**SW846 7471A**	**11/20-11/21/08**	**K29MN1DA**
		Dilution Factor: 1				

NOTE(S):

Results and reporting limits have been adjusted for dry weight.

Conestoga-Rovers & Associates, Inc.

Client Sample ID: S-017324-111808-JP-012

General Chemistry

Lot-Sample #...: A8K190285-004 **Work Order #...:** K29MN **Matrix.....:** SO
Date Sampled...: 11/18/08 09:30 **Date Received..:** 11/19/08
% Moisture.....: 16

PARAMETER	RESULT	RL	UNITS	METHOD	PREPARATION-ANALYSIS DATE	PREP BATCH #
Percent Solids	**83.7**	**10.0**	**%**	**MCAWW 160.3 MOD**	**11/21-11/24/08**	**8326379**

Dilution Factor: 1

Conestoga-Rovers & Associates, Inc.

Client Sample ID: S-017324-111808-JP-013

GC/MS Volatiles

Lot-Sample #...: A8K190285-005 **Work Order #...:** K29MQ1AA **Matrix.....:** SO
Date Sampled...: 11/18/08 10:00 **Date Received..:** 11/19/08
Prep Date.....: 11/26/08 **Analysis Date..:** 11/26/08
Prep Batch #...: 8333349
Dilution Factor: 0.89
% Moisture.....: 23 **Method.....:** SW846 8260B

PARAMETER	RESULT	REPORTING LIMIT	UNITS
Acetone	ND	23	ug/kg
Benzene	ND	5.8	ug/kg
Bromodichloromethane	ND	5.8	ug/kg
Bromoform	ND	5.8	ug/kg
Bromomethane	ND	5.8	ug/kg
2-Butanone	ND	23	ug/kg
Carbon disulfide	ND	5.8	ug/kg
Carbon tetrachloride	ND	5.8	ug/kg
Chlorobenzene	ND	5.8	ug/kg
Dibromochloromethane	ND	5.8	ug/kg
1,2-Dibromo-3-chloro-propane	ND	12	ug/kg
Chloroethane	ND	5.8	ug/kg
Chloroform	ND	5.8	ug/kg
Chloromethane	ND	5.8	ug/kg
Cyclohexane	ND	12	ug/kg
1,2-Dibromoethane	ND	5.8	ug/kg
1,2-Dichlorobenzene	ND	5.8	ug/kg
1,3-Dichlorobenzene	ND	5.8	ug/kg
1,4-Dichlorobenzene	ND	5.8	ug/kg
Dichlorodifluoromethane	ND	5.8	ug/kg
1,1-Dichloroethane	ND	5.8	ug/kg
1,2-Dichloroethane	ND	5.8	ug/kg
1,1-Dichloroethene	ND	5.8	ug/kg
cis-1,2-Dichloroethene	ND	5.8	ug/kg
trans-1,2-Dichloroethene	ND	5.8	ug/kg
1,2-Dichloropropane	ND	5.8	ug/kg
cis-1,3-Dichloropropene	ND	5.8	ug/kg
trans-1,3-Dichloropropene	ND	5.8	ug/kg
Ethylbenzene	ND	5.8	ug/kg
Trichlorofluoromethane	ND	5.8	ug/kg
2-Hexanone	ND	23	ug/kg
Isopropylbenzene	ND	5.8	ug/kg
Methyl acetate	ND	12	ug/kg
Methylcyclohexane	ND	12	ug/kg
Methylene chloride	ND	5.8	ug/kg
4-Methyl-2-pentanone	ND	23	ug/kg
Styrene	ND	5.8	ug/kg

(Continued on next page)

Conestoga-Rovers & Associates, Inc.

Client Sample ID: S-017324-111808-JP-013

GC/MS Volatiles

Lot-Sample #...: A8K190285-005 **Work Order #...:** K29MQ1AA **Matrix.....:** SO

PARAMETER	RESULT	REPORTING LIMIT	UNITS
1,1,2,2-Tetrachloroethane	ND	5.8	ug/kg
Tetrachloroethene	ND	5.8	ug/kg
Toluene	ND	5.8	ug/kg
1,2,4-Trichloro-benzene	ND	5.8	ug/kg
1,1,1-Trichloroethane	ND	5.8	ug/kg
1,1,2-Trichloroethane	ND	5.8	ug/kg
Trichloroethene	ND	5.8	ug/kg
1,1,2-Trichloro-1,2,2-trifluoroethane	ND	5.8	ug/kg
Vinyl chloride	ND	5.8	ug/kg
Xylenes (total)	ND	12	ug/kg
Methyl tert-butyl ether	ND	23	ug/kg

SURROGATE	PERCENT RECOVERY	RECOVERY LIMITS
Dibromofluoromethane	104	(59 - 138)
1,2-Dichloroethane-d4	96	(61 - 130)
Toluene-d8	93	(60 - 143)
4-Bromofluorobenzene	64	(47 - 158)

NOTE(S):

Results and reporting limits have been adjusted for dry weight.

Conestoga-Rovers & Associates, Inc.

Client Sample ID: S-017324-111808-JP-013

General Chemistry

Lot-Sample #...: A8K190285-005 **Work Order #...:** K29MQ **Matrix.....:** SO
Date Sampled...: 11/18/08 10:00 **Date Received..:** 11/19/08
% Moisture.....: 23

PARAMETER	RESULT	RL	UNITS	METHOD	PREPARATION-ANALYSIS DATE	PREP BATCH #
Percent Solids	**76.9**	**10.0**	**%**	**MCAWW 160.3 MOD**	**11/21-11/24/08**	**8326379**

Dilution Factor: 1

Conestoga-Rovers & Associates, Inc.

Client Sample ID: S-017324-111808-JP-014

GC/MS Volatiles

Lot-Sample #...: A8K190285-006 **Work Order #...:** K29MV1AA **Matrix.....:** SO
Date Sampled...: 11/18/08 10:05 **Date Received..:** 11/19/08
Prep Date.....: 11/26/08 **Analysis Date..:** 11/26/08
Prep Batch #...: 8333349
Dilution Factor: 0.91
% Moisture.....: 24 **Method.....:** SW846 8260B

PARAMETER	RESULT	REPORTING LIMIT	UNITS
Acetone	ND	24	ug/kg
Benzene	ND	6.0	ug/kg
Bromodichloromethane	ND	6.0	ug/kg
Bromoform	ND	6.0	ug/kg
Bromomethane	ND	6.0	ug/kg
2-Butanone	ND	24	ug/kg
Carbon disulfide	ND	6.0	ug/kg
Carbon tetrachloride	ND	6.0	ug/kg
Chlorobenzene	ND	6.0	ug/kg
Dibromochloromethane	ND	6.0	ug/kg
1,2-Dibromo-3-chloro-propane	ND	12	ug/kg
Chloroethane	ND	6.0	ug/kg
Chloroform	ND	6.0	ug/kg
Chloromethane	ND	6.0	ug/kg
Cyclohexane	ND	12	ug/kg
1,2-Dibromoethane	ND	6.0	ug/kg
1,2-Dichlorobenzene	ND	6.0	ug/kg
1,3-Dichlorobenzene	ND	6.0	ug/kg
1,4-Dichlorobenzene	ND	6.0	ug/kg
Dichlorodifluoromethane	ND	6.0	ug/kg
1,1-Dichloroethane	ND	6.0	ug/kg
1,2-Dichloroethane	ND	6.0	ug/kg
1,1-Dichloroethene	ND	6.0	ug/kg
cis-1,2-Dichloroethene	ND	6.0	ug/kg
trans-1,2-Dichloroethene	ND	6.0	ug/kg
1,2-Dichloropropane	ND	6.0	ug/kg
cis-1,3-Dichloropropene	ND	6.0	ug/kg
trans-1,3-Dichloropropene	ND	6.0	ug/kg
Ethylbenzene	ND	6.0	ug/kg
Trichlorofluoromethane	ND	6.0	ug/kg
2-Hexanone	ND	24	ug/kg
Isopropylbenzene	ND	6.0	ug/kg
Methyl acetate	ND	12	ug/kg
Methylcyclohexane	ND	12	ug/kg
Methylene chloride	ND	6.0	ug/kg
4-Methyl-2-pentanone	ND	24	ug/kg
Styrene	ND	6.0	ug/kg

(Continued on next page)

Conestoga-Rovers & Associates, Inc.

Client Sample ID: S-017324-111808-JP-014

GC/MS Volatiles

Lot-Sample #...: A8K190285-006 **Work Order #...:** K29MV1AA **Matrix.....:** SO

PARAMETER	RESULT	REPORTING LIMIT	UNITS
1,1,2,2-Tetrachloroethane	ND	6.0	ug/kg
Tetrachloroethene	ND	6.0	ug/kg
Toluene	ND	6.0	ug/kg
1,2,4-Trichloro-benzene	ND	6.0	ug/kg
1,1,1-Trichloroethane	ND	6.0	ug/kg
1,1,2-Trichloroethane	ND	6.0	ug/kg
Trichloroethene	ND	6.0	ug/kg
1,1,2-Trichloro-1,2,2-trifluoroethane	ND	6.0	ug/kg
Vinyl chloride	ND	6.0	ug/kg
Xylenes (total)	ND	12	ug/kg
Methyl tert-butyl ether	ND	24	ug/kg

SURROGATE	PERCENT RECOVERY	RECOVERY LIMITS
Dibromofluoromethane	106	(59 - 138)
1,2-Dichloroethane-d4	96	(61 - 130)
Toluene-d8	96	(60 - 143)
4-Bromofluorobenzene	67	(47 - 158)

NOTE(S):

Results and reporting limits have been adjusted for dry weight.

Conestoga-Rovers & Associates, Inc.

Client Sample ID: S-017324-111808-JP-014

General Chemistry

Lot-Sample #...: A8K190285-006 **Work Order #...:** K29MV **Matrix.....:** SO
Date Sampled...: 11/18/08 10:05 **Date Received..:** 11/19/08
% Moisture.....: 24

PARAMETER	RESULT	RL	UNITS	METHOD	PREPARATION-ANALYSIS DATE	PREP BATCH #
Percent Solids	**75.5**	**10.0**	**%**	**MCAWW 160.3 MOD**	**11/21-11/24/08**	**8326379**

Dilution Factor: 1

Conestoga-Rovers & Associates, Inc.

Client Sample ID: S-017324-111808-JP-015

GC/MS Semivolatiles

Lot-Sample #...: A8K190285-007 **Work Order #...:** K29MW1AA **Matrix.....:** SO
Date Sampled...: 11/18/08 10:10 **Date Received..:** 11/19/08
Prep Date.....: 11/20/08 **Analysis Date..:** 11/24/08
Prep Batch #...: 8325424
Dilution Factor: 1
% Moisture.....: 25 **Method.....:** SW846 8270C

PARAMETER	RESULT	REPORTING LIMIT	UNITS
Acenaphthene	ND	440	ug/kg
Acenaphthylene	ND	440	ug/kg
Acetophenone	ND	89	ug/kg
Anthracene	ND	440	ug/kg
Atrazine	ND	440	ug/kg
Benzo(a)anthracene	ND	440	ug/kg
Benzo(a)pyrene	ND	440	ug/kg
Benzo(b)fluoranthene	ND	440	ug/kg
Benzo(ghi)perylene	ND	440	ug/kg
Benzo(k)fluoranthene	ND	440	ug/kg
Benzaldehyde	ND	440	ug/kg
1,1'-Biphenyl	ND	440	ug/kg
bis(2-Chloroethoxy) methane	ND	440	ug/kg
bis(2-Chloroethyl)-ether	ND	440	ug/kg
bis(2-Ethylhexyl) phthalate	ND	440	ug/kg
4-Bromophenyl phenyl ether	ND	440	ug/kg
Butyl benzyl phthalate	ND	440	ug/kg
Caprolactam	ND	440	ug/kg
Carbazole	ND	440	ug/kg
4-Chloroaniline	ND	440	ug/kg
4-Chloro-3-methylphenol	ND	440	ug/kg
2-Chloronaphthalene	ND	440	ug/kg
2-Chlorophenol	ND	440	ug/kg
4-Chlorophenyl phenyl ether	ND	440	ug/kg
Chrysene	ND	440	ug/kg
Dibenz(a,h)anthracene	ND	440	ug/kg
Dibenzofuran	ND	440	ug/kg
3,3'-Dichlorobenzidine	ND	2100	ug/kg
2,4-Dichlorophenol	ND	440	ug/kg
Diethyl phthalate	ND	440	ug/kg
2,4-Dimethylphenol	ND	440	ug/kg
Dimethyl phthalate	ND	440	ug/kg
Di-n-butyl phthalate	ND	440	ug/kg

(Continued on next page)

Conestoga-Rovers & Associates, Inc.

Client Sample ID: S-017324-111808-JP-015

GC/MS Semivolatiles

Lot-Sample #...: A8K190285-007 **Work Order #...:** K29MW1AA **Matrix.....:** SO

PARAMETER	RESULT	REPORTING LIMIT	UNITS
4,6-Dinitro-2-methylphenol	ND	2100	ug/kg
2,4-Dinitrophenol	ND	2100	ug/kg
2,4-Dinitrotoluene	ND	440	ug/kg
2,6-Dinitrotoluene	ND	440	ug/kg
Di-n-octyl phthalate	ND	440	ug/kg
Fluoranthene	ND	440	ug/kg
Fluorene	ND	440	ug/kg
Hexachlorobenzene	ND	440	ug/kg
Hexachlorobutadiene	ND	440	ug/kg
Hexachlorocyclopenta-diene	ND	2100	ug/kg
Hexachloroethane	ND	440	ug/kg
Indeno(1,2,3-cd)pyrene	ND	440	ug/kg
Isophorone	ND	440	ug/kg
2-Methylnaphthalene	ND	440	ug/kg
2-Methylphenol	ND	440	ug/kg
4-Methylphenol	ND	440	ug/kg
Naphthalene	ND	440	ug/kg
2-Nitroaniline	ND	2100	ug/kg
3-Nitroaniline	ND	2100	ug/kg
4-Nitroaniline	ND	2100	ug/kg
Nitrobenzene	ND	440	ug/kg
2-Nitrophenol	ND	440	ug/kg
4-Nitrophenol	ND	2100	ug/kg
N-Nitrosodi-n-propyl-amine	ND	440	ug/kg
N-Nitrosodiphenylamine	ND	440	ug/kg
2,2'-oxybis (1-Chloropropane)	ND	440	ug/kg
Pentachlorophenol	ND	440	ug/kg
Phenanthrene	ND	440	ug/kg
Phenol	ND	440	ug/kg
Pyrene	ND	440	ug/kg
2,4,5-Trichloro-phenol	ND	440	ug/kg
2,4,6-Trichloro-phenol	ND	440	ug/kg

(Continued on next page)

Conestoga-Rovers & Associates, Inc.

Client Sample ID: S-017324-111808-JP-015

GC/MS Semivolatiles

Lot-Sample #...: A8K190285-007 **Work Order #...:** K29MW1AA **Matrix.....:** SO

SURROGATE	PERCENT RECOVERY	RECOVERY LIMITS
Nitrobenzene-d5	60	(24 - 112)
2-Fluorobiphenyl	59	(34 - 110)
Terphenyl-d14	79	(41 - 119)
Phenol-d5	65	(28 - 110)
2-Fluorophenol	70	(26 - 110)
2,4,6-Tribromophenol	59	(10 - 118)

NOTE(S):

Results and reporting limits have been adjusted for dry weight.

Conestoga-Rovers & Associates, Inc.

Client Sample ID: S-017324-111808-JP-015

GC Semivolatiles

Lot-Sample #...: A8K190285-007 **Work Order #...:** K29MW1AC **Matrix.....:** SO
Date Sampled...: 11/18/08 10:10 **Date Received..:** 11/19/08
Prep Date.....: 11/22/08 **Analysis Date..:** 11/27/08
Prep Batch #...: 8326343
Dilution Factor: 10
% Moisture.....: 25 **Method.....:** SW846 8082

PARAMETER	RESULT	REPORTING LIMIT	UNITS
Aroclor 1016	ND	440	ug/kg
Aroclor 1221	ND	440	ug/kg
Aroclor 1232	ND	440	ug/kg
Aroclor 1242	ND	440	ug/kg
Aroclor 1248	ND	440	ug/kg
Aroclor 1254	ND	440	ug/kg
Aroclor 1260	ND	440	ug/kg

SURROGATE	PERCENT RECOVERY	RECOVERY LIMITS
Tetrachloro-m-xylene	114 DIL	(10 - 196)
Decachlorobiphenyl	104 DIL	(10 - 199)

NOTE(S):

DIL The concentration is estimated or not reported due to dilution or the presence of interfering analytes.

Results and reporting limits have been adjusted for dry weight.

Elevated reporting limits. The reporting limits are elevated due to matrix interference.

Conestoga-Rovers & Associates, Inc.

Client Sample ID: S-017324-111808-JP-015

TOTAL Metals

Lot-Sample #...: A8K190285-007 **Matrix.....:** SO
Date Sampled...: 11/18/08 10:10 **Date Received..:** 11/19/08
% Moisture.....: 25

PARAMETER	RESULT	REPORTING LIMIT	UNITS	METHOD	PREPARATION-ANALYSIS DATE	WORK ORDER #
Prep Batch #...: 8325023						
Aluminum	**8640**	**26.7**	**mg/kg**	**SW846 6010B**	**11/20-11/25/08**	**K29MW1AD**
		Dilution Factor: 1				
Arsenic	**9.1**	**1.3**	**mg/kg**	**SW846 6010B**	**11/20-11/25/08**	**K29MW1AU**
		Dilution Factor: 1				
Lead	**504**	**0.40**	**mg/kg**	**SW846 6010B**	**11/20-11/25/08**	**K29MW1AV**
		Dilution Factor: 1				
Antimony	ND	8.0	mg/kg	SW846 6010B	11/20-11/25/08	K29MW1AE
		Dilution Factor: 1				
Selenium	ND	0.67	mg/kg	SW846 6010B	11/20-11/25/08	K29MW1AW
		Dilution Factor: 1				
Thallium	ND	1.3	mg/kg	SW846 6010B	11/20-11/25/08	K29MW1AX
		Dilution Factor: 1				
Cadmium	ND	0.67	mg/kg	SW846 6010B	11/20-11/25/08	K29MW1AF
		Dilution Factor: 1				
Chromium	**13.9**	**1.3**	**mg/kg**	**SW846 6010B**	**11/20-11/25/08**	**K29MW1AG**
		Dilution Factor: 1				
Cobalt	**7.6**	**6.7**	**mg/kg**	**SW846 6010B**	**11/20-11/25/08**	**K29MW1AH**
		Dilution Factor: 1				
Copper	**27.6**	**3.3**	**mg/kg**	**SW846 6010B**	**11/20-11/25/08**	**K29MW1AJ**
		Dilution Factor: 1				
Iron	**18200**	**13.3**	**mg/kg**	**SW846 6010B**	**11/20-11/25/08**	**K29MW1AK**
		Dilution Factor: 1				
Manganese	**493**	**2.0**	**mg/kg**	**SW846 6010B**	**11/20-11/25/08**	**K29MW1AL**
		Dilution Factor: 1				
Nickel	**20.0**	**5.3**	**mg/kg**	**SW846 6010B**	**11/20-11/25/08**	**K29MW1AM**
		Dilution Factor: 1				
Potassium	**887**	**666**	**mg/kg**	**SW846 6010B**	**11/20-11/25/08**	**K29MW1AN**
		Dilution Factor: 1				

(Continued on next page)

Conestoga-Rovers & Associates, Inc.

Client Sample ID: S-017324-111808-JP-015

TOTAL Metals

Lot-Sample #...: A8K190285-007 **Matrix.....:** SO

PARAMETER	RESULT	REPORTING LIMIT	UNITS	METHOD	PREPARATION-ANALYSIS DATE	WORK ORDER #
Silver	ND	1.3	mg/kg	SW846 6010B	11/20-11/25/08	K29MW1AP
		Dilution Factor: 1				
Sodium	ND	666	mg/kg	SW846 6010B	11/20-11/25/08	K29MW1AQ
		Dilution Factor: 1				
Vanadium	**23.6**	**6.7**	**mg/kg**	**SW846 6010B**	**11/20-11/25/08**	**K29MW1AR**
		Dilution Factor: 1				
Zinc	**93.7**	**2.7**	**mg/kg**	**SW846 6010B**	**11/20-11/25/08**	**K29MW1AT**
		Dilution Factor: 1				
Mercury	ND	0.13	mg/kg	SW846 7471A	11/20-11/21/08	K29MW1A0
		Dilution Factor: 1				

NOTE(S):

Results and reporting limits have been adjusted for dry weight.

Conestoga-Rovers & Associates, Inc.

Client Sample ID: S-017324-111808-JP-015

General Chemistry

Lot-Sample #...: A8K190285-007 **Work Order #...:** K29MW **Matrix.....:** SO
Date Sampled...: 11/18/08 10:10 **Date Received..:** 11/19/08
% Moisture.....: 25

PARAMETER	RESULT	RL	UNITS	METHOD	PREPARATION-ANALYSIS DATE	PREP BATCH #
Percent Solids	**75.0**	**10.0**	**%**	**MCAWW 160.3 MOD**	**11/21-11/24/08**	**8326379**

Dilution Factor: 1

Conestoga-Rovers & Associates, Inc.

Client Sample ID: S-017324-111808-JP-016

GC/MS Semivolatiles

Lot-Sample #...: A8K190285-008 **Work Order #...:** K29MX1AD **Matrix.....:** SO
Date Sampled...: 11/18/08 10:15 **Date Received..:** 11/19/08
Prep Date.....: 11/20/08 **Analysis Date..:** 11/24/08
Prep Batch #...: 8325424
Dilution Factor: 1
% Moisture.....: 22 **Method.....:** SW846 8270C

PARAMETER	RESULT	REPORTING LIMIT	UNITS
Acenaphthene	ND	420	ug/kg
Acenaphthylene	ND	420	ug/kg
Acetophenone	ND	85	ug/kg
Anthracene	ND	420	ug/kg
Atrazine	ND	420	ug/kg
Benzo(a)anthracene	ND	420	ug/kg
Benzo(a)pyrene	ND	420	ug/kg
Benzo(b)fluoranthene	ND	420	ug/kg
Benzo(ghi)perylene	ND	420	ug/kg
Benzo(k)fluoranthene	ND	420	ug/kg
Benzaldehyde	ND	420	ug/kg
1,1'-Biphenyl	ND	420	ug/kg
bis(2-Chloroethoxy) methane	ND	420	ug/kg
bis(2-Chloroethyl)-ether	ND	420	ug/kg
bis(2-Ethylhexyl) phthalate	ND	420	ug/kg
4-Bromophenyl phenyl ether	ND	420	ug/kg
Butyl benzyl phthalate	ND	420	ug/kg
Caprolactam	ND	420	ug/kg
Carbazole	ND	420	ug/kg
4-Chloroaniline	ND	420	ug/kg
4-Chloro-3-methylphenol	ND	420	ug/kg
2-Chloronaphthalene	ND	420	ug/kg
2-Chlorophenol	ND	420	ug/kg
4-Chlorophenyl phenyl ether	ND	420	ug/kg
Chrysene	ND	420	ug/kg
Dibenz(a,h)anthracene	ND	420	ug/kg
Dibenzofuran	ND	420	ug/kg
3,3'-Dichlorobenzidine	ND	2000	ug/kg
2,4-Dichlorophenol	ND	420	ug/kg
Diethyl phthalate	ND	420	ug/kg
2,4-Dimethylphenol	ND	420	ug/kg
Dimethyl phthalate	ND	420	ug/kg
Di-n-butyl phthalate	ND	420	ug/kg

(Continued on next page)

Conestoga-Rovers & Associates, Inc.

Client Sample ID: S-017324-111808-JP-016

GC/MS Semivolatiles

Lot-Sample #...: A8K190285-008 **Work Order #...:** K29MX1AD **Matrix.....:** SO

PARAMETER	RESULT	REPORTING LIMIT	UNITS
4,6-Dinitro-2-methylphenol	ND	2000	ug/kg
2,4-Dinitrophenol	ND	2000	ug/kg
2,4-Dinitrotoluene	ND	420	ug/kg
2,6-Dinitrotoluene	ND	420	ug/kg
Di-n-octyl phthalate	ND	420	ug/kg
Fluoranthene	ND	420	ug/kg
Fluorene	ND	420	ug/kg
Hexachlorobenzene	ND	420	ug/kg
Hexachlorobutadiene	ND	420	ug/kg
Hexachlorocyclopenta-diene	ND	2000	ug/kg
Hexachloroethane	ND	420	ug/kg
Indeno(1,2,3-cd)pyrene	ND	420	ug/kg
Isophorone	ND	420	ug/kg
2-Methylnaphthalene	ND	420	ug/kg
2-Methylphenol	ND	420	ug/kg
4-Methylphenol	ND	420	ug/kg
Naphthalene	ND	420	ug/kg
2-Nitroaniline	ND	2000	ug/kg
3-Nitroaniline	ND	2000	ug/kg
4-Nitroaniline	ND	2000	ug/kg
Nitrobenzene	ND	420	ug/kg
2-Nitrophenol	ND	420	ug/kg
4-Nitrophenol	ND	2000	ug/kg
N-Nitrosodi-n-propyl-amine	ND	420	ug/kg
N-Nitrosodiphenylamine	ND	420	ug/kg
2,2'-oxybis (1-Chloropropane)	ND	420	ug/kg
Pentachlorophenol	ND	420	ug/kg
Phenanthrene	ND	420	ug/kg
Phenol	ND	420	ug/kg
Pyrene	ND	420	ug/kg
2,4,5-Trichloro-phenol	ND	420	ug/kg
2,4,6-Trichloro-phenol	ND	420	ug/kg

(Continued on next page)

Conestoga-Rovers & Associates, Inc.

Client Sample ID: S-017324-111808-JP-016

GC/MS Semivolatiles

Lot-Sample #...: A8K190285-008 **Work Order #...:** K29MX1AD **Matrix.....:** SO

SURROGATE	PERCENT RECOVERY	RECOVERY LIMITS
Nitrobenzene-d5	64	(24 - 112)
2-Fluorobiphenyl	60	(34 - 110)
Terphenyl-d14	84	(41 - 119)
Phenol-d5	64	(28 - 110)
2-Fluorophenol	70	(26 - 110)
2,4,6-Tribromophenol	61	(10 - 118)

NOTE(S):

Results and reporting limits have been adjusted for dry weight.

Conestoga-Rovers & Associates, Inc.

Client Sample ID: S-017324-111808-JP-016

GC Semivolatiles

Lot-Sample #...: A8K190285-008 **Work Order #...:** K29MX1AE **Matrix.....:** SO
Date Sampled...: 11/18/08 10:15 **Date Received..:** 11/19/08
Prep Date.....: 11/22/08 **Analysis Date..:** 12/01/08
Prep Batch #...: 8326343
Dilution Factor: 10
% Moisture.....: 22 **Method.....:** SW846 8082

PARAMETER	RESULT	REPORTING LIMIT	UNITS
Aroclor 1016	ND	420	ug/kg
Aroclor 1221	ND	420	ug/kg
Aroclor 1232	ND	420	ug/kg
Aroclor 1242	ND	420	ug/kg
Aroclor 1248	ND	420	ug/kg
Aroclor 1254	ND	420	ug/kg
Aroclor 1260	ND	420	ug/kg

SURROGATE	PERCENT RECOVERY	RECOVERY LIMITS
Tetrachloro-m-xylene	111 DIL	(10 - 196)
Decachlorobiphenyl	114 DIL	(10 - 199)

NOTE(S):

DIL The concentration is estimated or not reported due to dilution or the presence of interfering analytes.

Results and reporting limits have been adjusted for dry weight.

Elevated reporting limits. The reporting limits are elevated due to matrix interference.

Conestoga-Rovers & Associates, Inc.

Client Sample ID: S-017324-111808-JP-016

TOTAL Metals

Lot-Sample #...: A8K190285-008 **Matrix.....:** SO
Date Sampled...: 11/18/08 10:15 **Date Received..:** 11/19/08
% Moisture.....: 22

PARAMETER	RESULT	REPORTING LIMIT	UNITS	METHOD	PREPARATION-ANALYSIS DATE	WORK ORDER #
Prep Batch #...: 8325023						
Aluminum	**7920**	**25.6**	**mg/kg**	**SW846 6010B**	**11/20-11/25/08**	**K29MX1AF**
		Dilution Factor: 1				
Arsenic	**6.7**	**1.3**	**mg/kg**	**SW846 6010B**	**11/20-11/25/08**	**K29MX1AW**
		Dilution Factor: 1				
Lead	**215**	**0.38**	**mg/kg**	**SW846 6010B**	**11/20-11/25/08**	**K29MX1AX**
		Dilution Factor: 1				
Antimony	ND	7.7	mg/kg	SW846 6010B	11/20-11/25/08	K29MX1AG
		Dilution Factor: 1				
Selenium	ND	0.64	mg/kg	SW846 6010B	11/20-11/25/08	K29MX1A0
		Dilution Factor: 1				
Thallium	ND	1.3	mg/kg	SW846 6010B	11/20-11/25/08	K29MX1A1
		Dilution Factor: 1				
Cadmium	ND	0.64	mg/kg	SW846 6010B	11/20-11/25/08	K29MX1AH
		Dilution Factor: 1				
Chromium	**12.1**	**1.3**	**mg/kg**	**SW846 6010B**	**11/20-11/25/08**	**K29MX1AJ**
		Dilution Factor: 1				
Cobalt	**6.7**	**6.4**	**mg/kg**	**SW846 6010B**	**11/20-11/25/08**	**K29MX1AK**
		Dilution Factor: 1				
Copper	**24.4**	**3.2**	**mg/kg**	**SW846 6010B**	**11/20-11/25/08**	**K29MX1AL**
		Dilution Factor: 1				
Iron	**16800**	**12.8**	**mg/kg**	**SW846 6010B**	**11/20-11/25/08**	**K29MX1AM**
		Dilution Factor: 1				
Manganese	**327**	**1.9**	**mg/kg**	**SW846 6010B**	**11/20-11/25/08**	**K29MX1AN**
		Dilution Factor: 1				
Nickel	**17.1**	**5.1**	**mg/kg**	**SW846 6010B**	**11/20-11/25/08**	**K29MX1AP**
		Dilution Factor: 1				
Potassium	**815**	**639**	**mg/kg**	**SW846 6010B**	**11/20-11/25/08**	**K29MX1AQ**
		Dilution Factor: 1				

(Continued on next page)

Conestoga-Rovers & Associates, Inc.

Client Sample ID: S-017324-111808-JP-016

TOTAL Metals

Lot-Sample #...: A8K190285-008 **Matrix.....:** SO

PARAMETER	RESULT	REPORTING LIMIT	UNITS	METHOD	PREPARATION-ANALYSIS DATE	WORK ORDER #
Silver	ND	1.3	mg/kg	SW846 6010B	11/20-11/25/08	K29MX1AR
		Dilution Factor: 1				
Sodium	ND	639	mg/kg	SW846 6010B	11/20-11/25/08	K29MX1AT
		Dilution Factor: 1				
Vanadium	**20.3**	**6.4**	**mg/kg**	**SW846 6010B**	**11/20-11/25/08**	**K29MX1AU**
		Dilution Factor: 1				
Zinc	**72.0**	**2.6**	**mg/kg**	**SW846 6010B**	**11/20-11/25/08**	**K29MX1AV**
		Dilution Factor: 1				
Mercury	ND	0.13	mg/kg	SW846 7471A	11/20-11/21/08	K29MX1AA
		Dilution Factor: 1				

NOTE(S):

Results and reporting limits have been adjusted for dry weight.

Conestoga-Rovers & Associates, Inc.

Client Sample ID: S-017324-111808-JP-016

General Chemistry

Lot-Sample #...: A8K190285-008 **Work Order #...:** K29MX **Matrix.....:** SO
Date Sampled...: 11/18/08 10:15 **Date Received..:** 11/19/08
% Moisture.....: 22

PARAMETER	RESULT	RL	UNITS	METHOD	PREPARATION-ANALYSIS DATE	PREP BATCH #
Percent Solids	**78.2**	**10.0**	**%**	**MCAWW 160.3 MOD**	**11/21-11/24/08**	**8326379**

Dilution Factor: 1

Conestoga-Rovers & Associates, Inc.

Client Sample ID: S-017324-111808-JP-017

GC/MS Volatiles

Lot-Sample #...: A8K190285-009 **Work Order #...:** K29M01AA **Matrix.....:** SO
Date Sampled...: 11/18/08 10:25 **Date Received..:** 11/19/08
Prep Date.....: 11/26/08 **Analysis Date..:** 11/26/08
Prep Batch #...: 8333349
Dilution Factor: 0.82
% Moisture.....: 21 **Method.....:** SW846 8260B

PARAMETER	RESULT	REPORTING LIMIT	UNITS
Acetone	ND	21	ug/kg
Benzene	ND	5.2	ug/kg
Bromodichloromethane	ND	5.2	ug/kg
Bromoform	ND	5.2	ug/kg
Bromomethane	ND	5.2	ug/kg
2-Butanone	ND	21	ug/kg
Carbon disulfide	ND	5.2	ug/kg
Carbon tetrachloride	ND	5.2	ug/kg
Chlorobenzene	ND	5.2	ug/kg
Dibromochloromethane	ND	5.2	ug/kg
1,2-Dibromo-3-chloro-propane	ND	10	ug/kg
Chloroethane	ND	5.2	ug/kg
Chloroform	ND	5.2	ug/kg
Chloromethane	ND	5.2	ug/kg
Cyclohexane	ND	10	ug/kg
1,2-Dibromoethane	ND	5.2	ug/kg
1,2-Dichlorobenzene	ND	5.2	ug/kg
1,3-Dichlorobenzene	ND	5.2	ug/kg
1,4-Dichlorobenzene	ND	5.2	ug/kg
Dichlorodifluoromethane	ND	5.2	ug/kg
1,1-Dichloroethane	ND	5.2	ug/kg
1,2-Dichloroethane	ND	5.2	ug/kg
1,1-Dichloroethene	ND	5.2	ug/kg
cis-1,2-Dichloroethene	ND	5.2	ug/kg
trans-1,2-Dichloroethene	ND	5.2	ug/kg
1,2-Dichloropropane	ND	5.2	ug/kg
cis-1,3-Dichloropropene	ND	5.2	ug/kg
trans-1,3-Dichloropropene	ND	5.2	ug/kg
Ethylbenzene	ND	5.2	ug/kg
Trichlorofluoromethane	ND	5.2	ug/kg
2-Hexanone	ND	21	ug/kg
Isopropylbenzene	ND	5.2	ug/kg
Methyl acetate	ND	10	ug/kg
Methylcyclohexane	ND	10	ug/kg
Methylene chloride	ND	5.2	ug/kg
4-Methyl-2-pentanone	ND	21	ug/kg
Styrene	ND	5.2	ug/kg

(Continued on next page)

Conestoga-Rovers & Associates, Inc.

Client Sample ID: S-017324-111808-JP-017

GC/MS Volatiles

Lot-Sample #...: A8K190285-009 **Work Order #...:** K29M01AA **Matrix.....:** SO

PARAMETER	RESULT	REPORTING LIMIT	UNITS
1,1,2,2-Tetrachloroethane	ND	5.2	ug/kg
Tetrachloroethene	ND	5.2	ug/kg
Toluene	ND	5.2	ug/kg
1,2,4-Trichloro-benzene	ND	5.2	ug/kg
1,1,1-Trichloroethane	ND	5.2	ug/kg
1,1,2-Trichloroethane	ND	5.2	ug/kg
Trichloroethene	ND	5.2	ug/kg
1,1,2-Trichloro-1,2,2-trifluoroethane	ND	5.2	ug/kg
Vinyl chloride	ND	5.2	ug/kg
Xylenes (total)	ND	10	ug/kg
Methyl tert-butyl ether	ND	21	ug/kg

SURROGATE	PERCENT RECOVERY	RECOVERY LIMITS
Dibromofluoromethane	101	(59 - 138)
1,2-Dichloroethane-d4	94	(61 - 130)
Toluene-d8	90	(60 - 143)
4-Bromofluorobenzene	64	(47 - 158)

NOTE(S):

Results and reporting limits have been adjusted for dry weight.

Conestoga-Rovers & Associates, Inc.

Client Sample ID: S-017324-111808-JP-017

General Chemistry

Lot-Sample #...: A8K190285-009 **Work Order #...:** K29M0 **Matrix.....:** SO
Date Sampled...: 11/18/08 10:25 **Date Received..:** 11/19/08
% Moisture.....: 21

PARAMETER	RESULT	RL	UNITS	METHOD	PREPARATION-ANALYSIS DATE	PREP BATCH #
Percent Solids	**78.8**	**10.0**	**%**	**MCAWW 160.3 MOD**	**11/21-11/24/08**	**8326379**

Dilution Factor: 1

Conestoga-Rovers & Associates, Inc.

Client Sample ID: S-017324-111808-JP-018

GC/MS Semivolatiles

Lot-Sample #...: A8K190285-010 **Work Order #...:** K29M41AA **Matrix.....:** SO
Date Sampled...: 11/18/08 10:40 **Date Received..:** 11/19/08
Prep Date.....: 11/20/08 **Analysis Date..:** 11/24/08
Prep Batch #...: 8325424
Dilution Factor: 1
% Moisture.....: 24 **Method.....:** SW846 8270C

PARAMETER	RESULT	REPORTING LIMIT	UNITS
Acenaphthene	ND	440	ug/kg
Acenaphthylene	ND	440	ug/kg
Acetophenone	ND	88	ug/kg
Anthracene	ND	440	ug/kg
Atrazine	ND	440	ug/kg
Benzo(a)anthracene	ND	440	ug/kg
Benzo(a)pyrene	ND	440	ug/kg
Benzo(b)fluoranthene	ND	440	ug/kg
Benzo(ghi)perylene	ND	440	ug/kg
Benzo(k)fluoranthene	ND	440	ug/kg
Benzaldehyde	ND	440	ug/kg
1,1'-Biphenyl	ND	440	ug/kg
bis(2-Chloroethoxy) methane	ND	440	ug/kg
bis(2-Chloroethyl)-ether	ND	440	ug/kg
bis(2-Ethylhexyl) phthalate	ND	440	ug/kg
4-Bromophenyl phenyl ether	ND	440	ug/kg
Butyl benzyl phthalate	ND	440	ug/kg
Caprolactam	ND	440	ug/kg
Carbazole	ND	440	ug/kg
4-Chloroaniline	ND	440	ug/kg
4-Chloro-3-methylphenol	ND	440	ug/kg
2-Chloronaphthalene	ND	440	ug/kg
2-Chlorophenol	ND	440	ug/kg
4-Chlorophenyl phenyl ether	ND	440	ug/kg
Chrysene	ND	440	ug/kg
Dibenz(a,h)anthracene	ND	440	ug/kg
Dibenzofuran	ND	440	ug/kg
3,3'-Dichlorobenzidine	ND	2100	ug/kg
2,4-Dichlorophenol	ND	440	ug/kg
Diethyl phthalate	ND	440	ug/kg
2,4-Dimethylphenol	ND	440	ug/kg
Dimethyl phthalate	ND	440	ug/kg
Di-n-butyl phthalate	ND	440	ug/kg

(Continued on next page)

Conestoga-Rovers & Associates, Inc.

Client Sample ID: S-017324-111808-JP-018

GC/MS Semivolatiles

Lot-Sample #...: A8K190285-010 **Work Order #...:** K29M41AA **Matrix.....:** SO

PARAMETER	RESULT	REPORTING LIMIT	UNITS
4,6-Dinitro-2-methylphenol	ND	2100	ug/kg
2,4-Dinitrophenol	ND	2100	ug/kg
2,4-Dinitrotoluene	ND	440	ug/kg
2,6-Dinitrotoluene	ND	440	ug/kg
Di-n-octyl phthalate	ND	440	ug/kg
Fluoranthene	ND	440	ug/kg
Fluorene	ND	440	ug/kg
Hexachlorobenzene	ND	440	ug/kg
Hexachlorobutadiene	ND	440	ug/kg
Hexachlorocyclopenta-diene	ND	2100	ug/kg
Hexachloroethane	ND	440	ug/kg
Indeno(1,2,3-cd)pyrene	ND	440	ug/kg
Isophorone	ND	440	ug/kg
2-Methylnaphthalene	ND	440	ug/kg
2-Methylphenol	ND	440	ug/kg
4-Methylphenol	ND	440	ug/kg
Naphthalene	ND	440	ug/kg
2-Nitroaniline	ND	2100	ug/kg
3-Nitroaniline	ND	2100	ug/kg
4-Nitroaniline	ND	2100	ug/kg
Nitrobenzene	ND	440	ug/kg
2-Nitrophenol	ND	440	ug/kg
4-Nitrophenol	ND	2100	ug/kg
N-Nitrosodi-n-propyl-amine	ND	440	ug/kg
N-Nitrosodiphenylamine	ND	440	ug/kg
2,2'-oxybis (1-Chloropropane)	ND	440	ug/kg
Pentachlorophenol	ND	440	ug/kg
Phenanthrene	ND	440	ug/kg
Phenol	ND	440	ug/kg
Pyrene	ND	440	ug/kg
2,4,5-Trichloro-phenol	ND	440	ug/kg
2,4,6-Trichloro-phenol	ND	440	ug/kg

(Continued on next page)

Conestoga-Rovers & Associates, Inc.

Client Sample ID: S-017324-111808-JP-018

GC/MS Semivolatiles

Lot-Sample #...: A8K190285-010 **Work Order #...:** K29M41AA **Matrix.....:** SO

SURROGATE	PERCENT RECOVERY	RECOVERY LIMITS
Nitrobenzene-d5	57	(24 - 112)
2-Fluorobiphenyl	58	(34 - 110)
Terphenyl-d14	75	(41 - 119)
Phenol-d5	58	(28 - 110)
2-Fluorophenol	63	(26 - 110)
2,4,6-Tribromophenol	51	(10 - 118)

NOTE(S):

Results and reporting limits have been adjusted for dry weight.

Conestoga-Rovers & Associates, Inc.

Client Sample ID: S-017324-111808-JP-018

GC Semivolatiles

Lot-Sample #...: A8K190285-010 **Work Order #...:** K29M41AC **Matrix.....:** SO
Date Sampled...: 11/18/08 10:40 **Date Received..:** 11/19/08
Prep Date.....: 11/22/08 **Analysis Date..:** 11/27/08
Prep Batch #...: 8326343
Dilution Factor: 1
% Moisture.....: 24 **Method.....:** SW846 8082

PARAMETER	RESULT	REPORTING LIMIT	UNITS
Aroclor 1016	ND	44	ug/kg
Aroclor 1221	ND	44	ug/kg
Aroclor 1232	ND	44	ug/kg
Aroclor 1242	ND	44	ug/kg
Aroclor 1248	ND	44	ug/kg
Aroclor 1254	ND	44	ug/kg
Aroclor 1260	ND	44	ug/kg

SURROGATE	PERCENT RECOVERY	RECOVERY LIMITS
Tetrachloro-m-xylene	92	(10 - 196)
Decachlorobiphenyl	98	(10 - 199)

NOTE(S):

Results and reporting limits have been adjusted for dry weight.

Conestoga-Rovers & Associates, Inc.

Client Sample ID: S-017324-111808-JP-018

TOTAL Metals

Lot-Sample #...: A8K190285-010 **Matrix.....:** SO
Date Sampled...: 11/18/08 10:40 **Date Received..:** 11/19/08
% Moisture.....: 24

PARAMETER	RESULT	REPORTING LIMIT	UNITS	METHOD	PREPARATION-ANALYSIS DATE	WORK ORDER #
Prep Batch #...: 8325023						
Aluminum	**8760**	**26.5**	**mg/kg**	**SW846 6010B**	**11/20-11/25/08**	**K29M41AD**
		Dilution Factor: 1				
Arsenic	**5.9**	**1.3**	**mg/kg**	**SW846 6010B**	**11/20-11/25/08**	**K29M41AU**
		Dilution Factor: 1				
Lead	**65.6**	**0.40**	**mg/kg**	**SW846 6010B**	**11/20-11/25/08**	**K29M41AV**
		Dilution Factor: 1				
Antimony	ND	7.9	mg/kg	SW846 6010B	11/20-11/25/08	K29M41AE
		Dilution Factor: 1				
Selenium	ND	0.66	mg/kg	SW846 6010B	11/20-11/25/08	K29M41AW
		Dilution Factor: 1				
Thallium	ND	1.3	mg/kg	SW846 6010B	11/20-11/25/08	K29M41AX
		Dilution Factor: 1				
Cadmium	ND	0.66	mg/kg	SW846 6010B	11/20-11/25/08	K29M41AF
		Dilution Factor: 1				
Chromium	**12.5**	**1.3**	**mg/kg**	**SW846 6010B**	**11/20-11/25/08**	**K29M41AG**
		Dilution Factor: 1				
Cobalt	ND	6.6	mg/kg	SW846 6010B	11/20-11/25/08	K29M41AH
		Dilution Factor: 1				
Copper	**29.4**	**3.3**	**mg/kg**	**SW846 6010B**	**11/20-11/25/08**	**K29M41AJ**
		Dilution Factor: 1				
Iron	**16000**	**13.2**	**mg/kg**	**SW846 6010B**	**11/20-11/25/08**	**K29M41AK**
		Dilution Factor: 1				
Manganese	**227**	**2.0**	**mg/kg**	**SW846 6010B**	**11/20-11/25/08**	**K29M41AL**
		Dilution Factor: 1				
Nickel	**16.8**	**5.3**	**mg/kg**	**SW846 6010B**	**11/20-11/25/08**	**K29M41AM**
		Dilution Factor: 1				
Potassium	**971**	**661**	**mg/kg**	**SW846 6010B**	**11/20-11/25/08**	**K29M41AN**
		Dilution Factor: 1				

(Continued on next page)

Conestoga-Rovers & Associates, Inc.

Client Sample ID: S-017324-111808-JP-018

TOTAL Metals

Lot-Sample #...: A8K190285-010 **Matrix.....:** SO

PARAMETER	RESULT	REPORTING LIMIT	UNITS	METHOD	PREPARATION-ANALYSIS DATE	WORK ORDER #
Silver	ND	1.3	mg/kg	SW846 6010B	11/20-11/25/08	K29M41AP
		Dilution Factor: 1				
Sodium	ND	661	mg/kg	SW846 6010B	11/20-11/25/08	K29M41AQ
		Dilution Factor: 1				
Vanadium	**20.5**	**6.6**	**mg/kg**	**SW846 6010B**	**11/20-11/25/08**	**K29M41AR**
		Dilution Factor: 1				
Zinc	**73.4**	**2.6**	**mg/kg**	**SW846 6010B**	**11/20-11/25/08**	**K29M41AT**
		Dilution Factor: 1				
Mercury	ND	0.13	mg/kg	SW846 7471A	11/20-11/21/08	K29M41A0
		Dilution Factor: 1				

NOTE(S):

Results and reporting limits have been adjusted for dry weight.

Conestoga-Rovers & Associates, Inc.

Client Sample ID: S-017324-111808-JP-018

General Chemistry

Lot-Sample #...: A8K190285-010 **Work Order #...:** K29M4 **Matrix.....:** SO
Date Sampled...: 11/18/08 10:40 **Date Received..:** 11/19/08
% Moisture.....: 24

PARAMETER	RESULT	RL	UNITS	METHOD	PREPARATION-ANALYSIS DATE	PREP BATCH #
Percent Solids	**75.6**	**10.0**	**%**	**MCAWW 160.3 MOD**	**11/21-11/24/08**	**8326379**

Dilution Factor: 1

Conestoga-Rovers & Associates, Inc.

Client Sample ID: S-017324-111808-JP-019

GC/MS Volatiles

Lot-Sample #...: A8K190285-011 **Work Order #...:** K29M91AA **Matrix.....:** SO
Date Sampled...: 11/18/08 11:00 **Date Received..:** 11/19/08
Prep Date.....: 11/26/08 **Analysis Date..:** 11/26/08
Prep Batch #...: 8333349
Dilution Factor: 0.96
% Moisture.....: 20 **Method.....:** SW846 8260B

PARAMETER	RESULT	REPORTING LIMIT	UNITS
Acetone	ND	24	ug/kg
Benzene	ND	6.0	ug/kg
Bromodichloromethane	ND	6.0	ug/kg
Bromoform	ND	6.0	ug/kg
Bromomethane	ND	6.0	ug/kg
2-Butanone	ND	24	ug/kg
Carbon disulfide	ND	6.0	ug/kg
Carbon tetrachloride	ND	6.0	ug/kg
Chlorobenzene	ND	6.0	ug/kg
Dibromochloromethane	ND	6.0	ug/kg
1,2-Dibromo-3-chloro-propane	ND	12	ug/kg
Chloroethane	ND	6.0	ug/kg
Chloroform	ND	6.0	ug/kg
Chloromethane	ND	6.0	ug/kg
Cyclohexane	ND	12	ug/kg
1,2-Dibromoethane	ND	6.0	ug/kg
1,2-Dichlorobenzene	ND	6.0	ug/kg
1,3-Dichlorobenzene	ND	6.0	ug/kg
1,4-Dichlorobenzene	ND	6.0	ug/kg
Dichlorodifluoromethane	ND	6.0	ug/kg
1,1-Dichloroethane	ND	6.0	ug/kg
1,2-Dichloroethane	ND	6.0	ug/kg
1,1-Dichloroethene	ND	6.0	ug/kg
cis-1,2-Dichloroethene	ND	6.0	ug/kg
trans-1,2-Dichloroethene	ND	6.0	ug/kg
1,2-Dichloropropane	ND	6.0	ug/kg
cis-1,3-Dichloropropene	ND	6.0	ug/kg
trans-1,3-Dichloropropene	ND	6.0	ug/kg
Ethylbenzene	ND	6.0	ug/kg
Trichlorofluoromethane	ND	6.0	ug/kg
2-Hexanone	ND	24	ug/kg
Isopropylbenzene	ND	6.0	ug/kg
Methyl acetate	ND	12	ug/kg
Methylcyclohexane	ND	12	ug/kg
Methylene chloride	ND	6.0	ug/kg
4-Methyl-2-pentanone	ND	24	ug/kg
Styrene	ND	6.0	ug/kg

(Continued on next page)

Conestoga-Rovers & Associates, Inc.

Client Sample ID: S-017324-111808-JP-019

GC/MS Volatiles

Lot-Sample #...: A8K190285-011 **Work Order #...:** K29M91AA **Matrix.....:** SO

PARAMETER	RESULT	REPORTING LIMIT	UNITS
1,1,2,2-Tetrachloroethane	ND	6.0	ug/kg
Tetrachloroethene	ND	6.0	ug/kg
Toluene	ND	6.0	ug/kg
1,2,4-Trichloro-benzene	ND	6.0	ug/kg
1,1,1-Trichloroethane	ND	6.0	ug/kg
1,1,2-Trichloroethane	ND	6.0	ug/kg
Trichloroethene	ND	6.0	ug/kg
1,1,2-Trichloro-1,2,2-trifluoroethane	ND	6.0	ug/kg
Vinyl chloride	ND	6.0	ug/kg
Xylenes (total)	ND	12	ug/kg
Methyl tert-butyl ether	ND	24	ug/kg

SURROGATE	PERCENT RECOVERY	RECOVERY LIMITS
Dibromofluoromethane	102	(59 - 138)
1,2-Dichloroethane-d4	92	(61 - 130)
Toluene-d8	96	(60 - 143)
4-Bromofluorobenzene	75	(47 - 158)

NOTE(S):

Results and reporting limits have been adjusted for dry weight.

Conestoga-Rovers & Associates, Inc.

Client Sample ID: S-017324-111808-JP-019

General Chemistry

Lot-Sample #...: A8K190285-011 **Work Order #...:** K29M9 **Matrix.....:** SO
Date Sampled...: 11/18/08 11:00 **Date Received..:** 11/19/08
% Moisture.....: 20

PARAMETER	RESULT	RL	UNITS	METHOD	PREPARATION-ANALYSIS DATE	PREP BATCH #
Percent Solids	**80.4**	**10.0**	**%**	**MCAWW 160.3 MOD**	**11/21-11/24/08**	**8326379**

Dilution Factor: 1

Conestoga-Rovers & Associates, Inc.

Client Sample ID: S-017324-111808-JP-020

GC/MS Semivolatiles

Lot-Sample #...: A8K190285-012 **Work Order #...:** K29ND1AA **Matrix.....:** SO
Date Sampled...: 11/18/08 11:05 **Date Received..:** 11/19/08
Prep Date.....: 11/20/08 **Analysis Date..:** 11/24/08
Prep Batch #...: 8325424
Dilution Factor: 1
% Moisture.....: 19 **Method.....:** SW846 8270C

PARAMETER	RESULT	REPORTING LIMIT	UNITS
Acenaphthene	ND	410	ug/kg
Acenaphthylene	ND	410	ug/kg
Acetophenone	ND	83	ug/kg
Anthracene	ND	410	ug/kg
Atrazine	ND	410	ug/kg
Benzo(a)anthracene	ND	410	ug/kg
Benzo(a)pyrene	ND	410	ug/kg
Benzo(b)fluoranthene	ND	410	ug/kg
Benzo(ghi)perylene	ND	410	ug/kg
Benzo(k)fluoranthene	ND	410	ug/kg
Benzaldehyde	ND	410	ug/kg
1,1'-Biphenyl	ND	410	ug/kg
bis(2-Chloroethoxy) methane	ND	410	ug/kg
bis(2-Chloroethyl)-ether	ND	410	ug/kg
bis(2-Ethylhexyl) phthalate	ND	410	ug/kg
4-Bromophenyl phenyl ether	ND	410	ug/kg
Butyl benzyl phthalate	ND	410	ug/kg
Caprolactam	ND	410	ug/kg
Carbazole	ND	410	ug/kg
4-Chloroaniline	ND	410	ug/kg
4-Chloro-3-methylphenol	ND	410	ug/kg
2-Chloronaphthalene	ND	410	ug/kg
2-Chlorophenol	ND	410	ug/kg
4-Chlorophenyl phenyl ether	ND	410	ug/kg
Chrysene	ND	410	ug/kg
Dibenz(a,h)anthracene	ND	410	ug/kg
Dibenzofuran	ND	410	ug/kg
3,3'-Dichlorobenzidine	ND	2000	ug/kg
2,4-Dichlorophenol	ND	410	ug/kg
Diethyl phthalate	ND	410	ug/kg
2,4-Dimethylphenol	ND	410	ug/kg
Dimethyl phthalate	ND	410	ug/kg
Di-n-butyl phthalate	ND	410	ug/kg

(Continued on next page)

Conestoga-Rovers & Associates, Inc.

Client Sample ID: S-017324-111808-JP-020

GC/MS Semivolatiles

Lot-Sample #...: A8K190285-012 **Work Order #...:** K29ND1AA **Matrix.....:** SO

PARAMETER	RESULT	REPORTING LIMIT	UNITS
4,6-Dinitro-2-methylphenol	ND	2000	ug/kg
2,4-Dinitrophenol	ND	2000	ug/kg
2,4-Dinitrotoluene	ND	410	ug/kg
2,6-Dinitrotoluene	ND	410	ug/kg
Di-n-octyl phthalate	ND	410	ug/kg
Fluoranthene	ND	410	ug/kg
Fluorene	ND	410	ug/kg
Hexachlorobenzene	ND	410	ug/kg
Hexachlorobutadiene	ND	410	ug/kg
Hexachlorocyclopenta-diene	ND	2000	ug/kg
Hexachloroethane	ND	410	ug/kg
Indeno(1,2,3-cd)pyrene	ND	410	ug/kg
Isophorone	ND	410	ug/kg
2-Methylnaphthalene	ND	410	ug/kg
2-Methylphenol	ND	410	ug/kg
4-Methylphenol	ND	410	ug/kg
Naphthalene	ND	410	ug/kg
2-Nitroaniline	ND	2000	ug/kg
3-Nitroaniline	ND	2000	ug/kg
4-Nitroaniline	ND	2000	ug/kg
Nitrobenzene	ND	410	ug/kg
2-Nitrophenol	ND	410	ug/kg
4-Nitrophenol	ND	2000	ug/kg
N-Nitrosodi-n-propyl-amine	ND	410	ug/kg
N-Nitrosodiphenylamine	ND	410	ug/kg
2,2'-oxybis (1-Chloropropane)	ND	410	ug/kg
Pentachlorophenol	ND	410	ug/kg
Phenanthrene	ND	410	ug/kg
Phenol	ND	410	ug/kg
Pyrene	ND	410	ug/kg
2,4,5-Trichloro-phenol	ND	410	ug/kg
2,4,6-Trichloro-phenol	ND	410	ug/kg

(Continued on next page)

Conestoga-Rovers & Associates, Inc.

Client Sample ID: S-017324-111808-JP-020

GC/MS Semivolatiles

Lot-Sample #...: A8K190285-012 **Work Order #...:** K29ND1AA **Matrix.....:** SO

SURROGATE	PERCENT RECOVERY	RECOVERY LIMITS
Nitrobenzene-d5	51	(24 - 112)
2-Fluorobiphenyl	48	(34 - 110)
Terphenyl-d14	74	(41 - 119)
Phenol-d5	54	(28 - 110)
2-Fluorophenol	59	(26 - 110)
2,4,6-Tribromophenol	50	(10 - 118)

NOTE(S):

Results and reporting limits have been adjusted for dry weight.

Conestoga-Rovers & Associates, Inc.

Client Sample ID: S-017324-111808-JP-020

GC Semivolatiles

Lot-Sample #...: A8K190285-012 **Work Order #...:** K29ND1AC **Matrix.....:** SO
Date Sampled...: 11/18/08 11:05 **Date Received..:** 11/19/08
Prep Date.....: 11/22/08 **Analysis Date..:** 11/27/08
Prep Batch #...: 8326343
Dilution Factor: 1
% Moisture.....: 19 **Method.....:** SW846 8082

PARAMETER	RESULT	REPORTING LIMIT	UNITS
Aroclor 1016	ND	41	ug/kg
Aroclor 1221	ND	41	ug/kg
Aroclor 1232	ND	41	ug/kg
Aroclor 1242	ND	41	ug/kg
Aroclor 1248	ND	41	ug/kg
Aroclor 1254	ND	41	ug/kg
Aroclor 1260	ND	41	ug/kg

SURROGATE	PERCENT RECOVERY	RECOVERY LIMITS
Tetrachloro-m-xylene	99	(10 - 196)
Decachlorobiphenyl	102	(10 - 199)

NOTE(S):

Results and reporting limits have been adjusted for dry weight.

Conestoga-Rovers & Associates, Inc.

Client Sample ID: S-017324-111808-JP-020

TOTAL Metals

Lot-Sample #...: A8K190285-012 **Matrix.....:** SO
Date Sampled...: 11/18/08 11:05 **Date Received..:** 11/19/08
% Moisture.....: 19

PARAMETER	RESULT	REPORTING LIMIT	UNITS	METHOD	PREPARATION-ANALYSIS DATE	WORK ORDER #
Prep Batch #...: 8325023						
Aluminum	**8850**	**24.8**	**mg/kg**	**SW846 6010B**	**11/20-11/25/08**	**K29ND1AD**
		Dilution Factor: 1				
Arsenic	**5.3**	**1.2**	**mg/kg**	**SW846 6010B**	**11/20-11/25/08**	**K29ND1AU**
		Dilution Factor: 1				
Lead	**15.3**	**0.37**	**mg/kg**	**SW846 6010B**	**11/20-11/25/08**	**K29ND1AV**
		Dilution Factor: 1				
Antimony	ND	7.4	mg/kg	SW846 6010B	11/20-11/25/08	K29ND1AE
		Dilution Factor: 1				
Selenium	ND	0.62	mg/kg	SW846 6010B	11/20-11/25/08	K29ND1AW
		Dilution Factor: 1				
Thallium	ND	1.2	mg/kg	SW846 6010B	11/20-11/25/08	K29ND1AX
		Dilution Factor: 1				
Cadmium	ND	0.62	mg/kg	SW846 6010B	11/20-11/25/08	K29ND1AF
		Dilution Factor: 1				
Chromium	**11.8**	**1.2**	**mg/kg**	**SW846 6010B**	**11/20-11/25/08**	**K29ND1AG**
		Dilution Factor: 1				
Cobalt	ND	6.2	mg/kg	SW846 6010B	11/20-11/25/08	K29ND1AH
		Dilution Factor: 1				
Copper	**8.5**	**3.1**	**mg/kg**	**SW846 6010B**	**11/20-11/25/08**	**K29ND1AJ**
		Dilution Factor: 1				
Iron	**14100**	**12.4**	**mg/kg**	**SW846 6010B**	**11/20-11/25/08**	**K29ND1AK**
		Dilution Factor: 1				
Manganese	**269**	**1.9**	**mg/kg**	**SW846 6010B**	**11/20-11/25/08**	**K29ND1AL**
		Dilution Factor: 1				
Nickel	**10.2**	**5.0**	**mg/kg**	**SW846 6010B**	**11/20-11/25/08**	**K29ND1AM**
		Dilution Factor: 1				
Potassium	ND	620	mg/kg	SW846 6010B	11/20-11/25/08	K29ND1AN
		Dilution Factor: 1				

(Continued on next page)

Conestoga-Rovers & Associates, Inc.

Client Sample ID: S-017324-111808-JP-020

TOTAL Metals

Lot-Sample #...: A8K190285-012 **Matrix.....:** SO

PARAMETER	RESULT	REPORTING LIMIT	UNITS	METHOD	PREPARATION-ANALYSIS DATE	WORK ORDER #
Silver	ND	1.2	mg/kg	SW846 6010B	11/20-11/25/08	K29ND1AP
		Dilution Factor: 1				
Sodium	ND	620	mg/kg	SW846 6010B	11/20-11/25/08	K29ND1AQ
		Dilution Factor: 1				
Vanadium	**21.1**	**6.2**	**mg/kg**	**SW846 6010B**	**11/20-11/25/08**	**K29ND1AR**
		Dilution Factor: 1				
Zinc	**43.0**	**2.5**	**mg/kg**	**SW846 6010B**	**11/20-11/25/08**	**K29ND1AT**
		Dilution Factor: 1				
Mercury	ND	0.12	mg/kg	SW846 7471A	11/20-11/21/08	K29ND1A0
		Dilution Factor: 1				

NOTE(S):

Results and reporting limits have been adjusted for dry weight.

Conestoga-Rovers & Associates, Inc.

Client Sample ID: S-017324-111808-JP-020

General Chemistry

Lot-Sample #...: A8K190285-012 **Work Order #...:** K29ND **Matrix.....:** SO
Date Sampled...: 11/18/08 11:05 **Date Received..:** 11/19/08
% Moisture.....: 19

PARAMETER	RESULT	RL	UNITS	METHOD	PREPARATION-ANALYSIS DATE	PREP BATCH #
Percent Solids	**80.6**	**10.0**	**%**	**MCAWW 160.3 MOD**	**11/21-11/24/08**	**8326379**

Dilution Factor: 1

Conestoga-Rovers & Associates, Inc.

Client Sample ID: S-017324-111808-JP-021

GC/MS Volatiles

Lot-Sample #...: A8K190285-013 **Work Order #...:** K29NG1AA **Matrix.....:** SO
Date Sampled...: 11/18/08 11:30 **Date Received..:** 11/19/08
Prep Date.....: 11/26/08 **Analysis Date..:** 11/26/08
Prep Batch #...: 8333349
Dilution Factor: 0.85
% Moisture.....: 19 **Method.....:** SW846 8260B

PARAMETER	RESULT	REPORTING LIMIT	UNITS
Acetone	**24**	**21**	**ug/kg**
Benzene	ND	5.3	ug/kg
Bromodichloromethane	ND	5.3	ug/kg
Bromoform	ND	5.3	ug/kg
Bromomethane	ND	5.3	ug/kg
2-Butanone	ND	21	ug/kg
Carbon disulfide	ND	5.3	ug/kg
Carbon tetrachloride	ND	5.3	ug/kg
Chlorobenzene	ND	5.3	ug/kg
Dibromochloromethane	ND	5.3	ug/kg
1,2-Dibromo-3-chloro-propane	ND	11	ug/kg
Chloroethane	ND	5.3	ug/kg
Chloroform	ND	5.3	ug/kg
Chloromethane	ND	5.3	ug/kg
Cyclohexane	ND	11	ug/kg
1,2-Dibromoethane	ND	5.3	ug/kg
1,2-Dichlorobenzene	ND	5.3	ug/kg
1,3-Dichlorobenzene	ND	5.3	ug/kg
1,4-Dichlorobenzene	ND	5.3	ug/kg
Dichlorodifluoromethane	ND	5.3	ug/kg
1,1-Dichloroethane	ND	5.3	ug/kg
1,2-Dichloroethane	ND	5.3	ug/kg
1,1-Dichloroethene	ND	5.3	ug/kg
cis-1,2-Dichloroethene	ND	5.3	ug/kg
trans-1,2-Dichloroethene	ND	5.3	ug/kg
1,2-Dichloropropane	ND	5.3	ug/kg
cis-1,3-Dichloropropene	ND	5.3	ug/kg
trans-1,3-Dichloropropene	ND	5.3	ug/kg
Ethylbenzene	ND	5.3	ug/kg
Trichlorofluoromethane	ND	5.3	ug/kg
2-Hexanone	ND	21	ug/kg
Isopropylbenzene	ND	5.3	ug/kg
Methyl acetate	ND	11	ug/kg
Methylcyclohexane	ND	11	ug/kg
Methylene chloride	**13**	**5.3**	**ug/kg**
4-Methyl-2-pentanone	ND	21	ug/kg
Styrene	ND	5.3	ug/kg

(Continued on next page)

Conestoga-Rovers & Associates, Inc.

Client Sample ID: S-017324-111808-JP-021

GC/MS Volatiles

Lot-Sample #...: A8K190285-013 **Work Order #...:** K29NG1AA **Matrix.....:** SO

PARAMETER	RESULT	REPORTING LIMIT	UNITS
1,1,2,2-Tetrachloroethane	ND	5.3	ug/kg
Tetrachloroethene	ND	5.3	ug/kg
Toluene	ND	5.3	ug/kg
1,2,4-Trichloro-benzene	ND	5.3	ug/kg
1,1,1-Trichloroethane	ND	5.3	ug/kg
1,1,2-Trichloroethane	ND	5.3	ug/kg
Trichloroethene	ND	5.3	ug/kg
1,1,2-Trichloro-1,2,2-trifluoroethane	ND	5.3	ug/kg
Vinyl chloride	ND	5.3	ug/kg
Xylenes (total)	ND	11	ug/kg
Methyl tert-butyl ether	ND	21	ug/kg

SURROGATE	PERCENT RECOVERY	RECOVERY LIMITS
Dibromofluoromethane	99	(59 - 138)
1,2-Dichloroethane-d4	92	(61 - 130)
Toluene-d8	100	(60 - 143)
4-Bromofluorobenzene	86	(47 - 158)

NOTE(S):

Results and reporting limits have been adjusted for dry weight.

Conestoga-Rovers & Associates, Inc.

Client Sample ID: S-017324-111808-JP-021

General Chemistry

Lot-Sample #...: A8K190285-013 **Work Order #...:** K29NG **Matrix.....:** SO
Date Sampled...: 11/18/08 11:30 **Date Received..:** 11/19/08
% Moisture.....: 19

PARAMETER	RESULT	RL	UNITS	METHOD	PREPARATION-ANALYSIS DATE	PREP BATCH #
Percent Solids	**80.7**	**10.0**	**%**	**MCAWW 160.3 MOD**	**11/21-11/24/08**	**8326382**

Dilution Factor: 1

Conestoga-Rovers & Associates, Inc.

Client Sample ID: S-017324-111808-JP-022

GC/MS Semivolatiles

Lot-Sample #...: A8K190285-014 **Work Order #...:** K29NJ1AA **Matrix.....:** SO
Date Sampled...: 11/18/08 11:55 **Date Received..:** 11/19/08
Prep Date.....: 11/20/08 **Analysis Date..:** 11/24/08
Prep Batch #...: 8325424
Dilution Factor: 1
% Moisture.....: 21 **Method.....:** SW846 8270C

PARAMETER	RESULT	REPORTING LIMIT	UNITS
Acenaphthene	ND	420	ug/kg
Acenaphthylene	ND	420	ug/kg
Acetophenone	ND	84	ug/kg
Anthracene	ND	420	ug/kg
Atrazine	ND	420	ug/kg
Benzo(a)anthracene	ND	420	ug/kg
Benzo(a)pyrene	ND	420	ug/kg
Benzo(b)fluoranthene	ND	420	ug/kg
Benzo(ghi)perylene	ND	420	ug/kg
Benzo(k)fluoranthene	ND	420	ug/kg
Benzaldehyde	ND	420	ug/kg
1,1'-Biphenyl	ND	420	ug/kg
bis(2-Chloroethoxy) methane	ND	420	ug/kg
bis(2-Chloroethyl)-ether	ND	420	ug/kg
bis(2-Ethylhexyl) phthalate	ND	420	ug/kg
4-Bromophenyl phenyl ether	ND	420	ug/kg
Butyl benzyl phthalate	ND	420	ug/kg
Caprolactam	ND	420	ug/kg
Carbazole	ND	420	ug/kg
4-Chloroaniline	ND	420	ug/kg
4-Chloro-3-methylphenol	ND	420	ug/kg
2-Chloronaphthalene	ND	420	ug/kg
2-Chlorophenol	ND	420	ug/kg
4-Chlorophenyl phenyl ether	ND	420	ug/kg
Chrysene	ND	420	ug/kg
Dibenz(a,h)anthracene	ND	420	ug/kg
Dibenzofuran	ND	420	ug/kg
3,3'-Dichlorobenzidine	ND	2000	ug/kg
2,4-Dichlorophenol	ND	420	ug/kg
Diethyl phthalate	ND	420	ug/kg
2,4-Dimethylphenol	ND	420	ug/kg
Dimethyl phthalate	ND	420	ug/kg
Di-n-butyl phthalate	ND	420	ug/kg

(Continued on next page)

Conestoga-Rovers & Associates, Inc.

Client Sample ID: S-017324-111808-JP-022

GC/MS Semivolatiles

Lot-Sample #...: A8K190285-014 **Work Order #...:** K29NJ1AA **Matrix.....:** SO

PARAMETER	RESULT	REPORTING LIMIT	UNITS
4,6-Dinitro-2-methylphenol	ND	2000	ug/kg
2,4-Dinitrophenol	ND	2000	ug/kg
2,4-Dinitrotoluene	ND	420	ug/kg
2,6-Dinitrotoluene	ND	420	ug/kg
Di-n-octyl phthalate	ND	420	ug/kg
Fluoranthene	ND	420	ug/kg
Fluorene	ND	420	ug/kg
Hexachlorobenzene	ND	420	ug/kg
Hexachlorobutadiene	ND	420	ug/kg
Hexachlorocyclopenta-diene	ND	2000	ug/kg
Hexachloroethane	ND	420	ug/kg
Indeno(1,2,3-cd)pyrene	ND	420	ug/kg
Isophorone	ND	420	ug/kg
2-Methylnaphthalene	ND	420	ug/kg
2-Methylphenol	ND	420	ug/kg
4-Methylphenol	ND	420	ug/kg
Naphthalene	ND	420	ug/kg
2-Nitroaniline	ND	2000	ug/kg
3-Nitroaniline	ND	2000	ug/kg
4-Nitroaniline	ND	2000	ug/kg
Nitrobenzene	ND	420	ug/kg
2-Nitrophenol	ND	420	ug/kg
4-Nitrophenol	ND	2000	ug/kg
N-Nitrosodi-n-propyl-amine	ND	420	ug/kg
N-Nitrosodiphenylamine	ND	420	ug/kg
2,2'-oxybis (1-Chloropropane)	ND	420	ug/kg
Pentachlorophenol	ND	420	ug/kg
Phenanthrene	ND	420	ug/kg
Phenol	ND	420	ug/kg
Pyrene	ND	420	ug/kg
2,4,5-Trichloro-phenol	ND	420	ug/kg
2,4,6-Trichloro-phenol	ND	420	ug/kg

(Continued on next page)

Conestoga-Rovers & Associates, Inc.

Client Sample ID: S-017324-111808-JP-022

GC/MS Semivolatiles

Lot-Sample #...: A8K190285-014 **Work Order #...:** K29NJ1AA **Matrix.....:** SO

SURROGATE	PERCENT RECOVERY	RECOVERY LIMITS
Nitrobenzene-d5	63	(24 - 112)
2-Fluorobiphenyl	58	(34 - 110)
Terphenyl-d14	83	(41 - 119)
Phenol-d5	63	(28 - 110)
2-Fluorophenol	73	(26 - 110)
2,4,6-Tribromophenol	54	(10 - 118)

NOTE(S):

Results and reporting limits have been adjusted for dry weight.

Conestoga-Rovers & Associates, Inc.

Client Sample ID: S-017324-111808-JP-022

GC Semivolatiles

Lot-Sample #...: A8K190285-014 **Work Order #...:** K29NJ1AC **Matrix.....:** SO
Date Sampled...: 11/18/08 11:55 **Date Received..:** 11/19/08
Prep Date.....: 11/22/08 **Analysis Date..:** 11/27/08
Prep Batch #...: 8326343
Dilution Factor: 1
% Moisture.....: 21 **Method.....:** SW846 8082

PARAMETER	RESULT	REPORTING LIMIT	UNITS
Aroclor 1016	ND	42	ug/kg
Aroclor 1221	ND	42	ug/kg
Aroclor 1232	ND	42	ug/kg
Aroclor 1242	ND	42	ug/kg
Aroclor 1248	ND	42	ug/kg
Aroclor 1254	ND	42	ug/kg
Aroclor 1260	ND	42	ug/kg

SURROGATE	PERCENT RECOVERY	RECOVERY LIMITS
Tetrachloro-m-xylene	96	(10 - 196)
Decachlorobiphenyl	95	(10 - 199)

NOTE(S):

Results and reporting limits have been adjusted for dry weight.

Conestoga-Rovers & Associates, Inc.

Client Sample ID: S-017324-111808-JP-022

TOTAL Metals

Lot-Sample #...: A8K190285-014 **Matrix.....:** SO
Date Sampled...: 11/18/08 11:55 **Date Received..:** 11/19/08
% Moisture.....: 21

PARAMETER	RESULT	REPORTING LIMIT	UNITS	METHOD	PREPARATION-ANALYSIS DATE	WORK ORDER #
Prep Batch #...: 8325023						
Aluminum	**11100**	**25.3**	**mg/kg**	**SW846 6010B**	**11/20-11/25/08**	**K29NJ1AD**
		Dilution Factor: 1				
Arsenic	**3.4**	**1.3**	**mg/kg**	**SW846 6010B**	**11/20-11/25/08**	**K29NJ1AU**
		Dilution Factor: 1				
Lead	**14.7**	**0.38**	**mg/kg**	**SW846 6010B**	**11/20-11/25/08**	**K29NJ1AV**
		Dilution Factor: 1				
Antimony	ND	7.6	mg/kg	SW846 6010B	11/20-11/25/08	K29NJ1AE
		Dilution Factor: 1				
Selenium	ND	0.63	mg/kg	SW846 6010B	11/20-11/25/08	K29NJ1AW
		Dilution Factor: 1				
Thallium	ND	1.3	mg/kg	SW846 6010B	11/20-11/25/08	K29NJ1AX
		Dilution Factor: 1				
Cadmium	ND	0.63	mg/kg	SW846 6010B	11/20-11/25/08	K29NJ1AF
		Dilution Factor: 1				
Chromium	**15.2**	**1.3**	**mg/kg**	**SW846 6010B**	**11/20-11/25/08**	**K29NJ1AG**
		Dilution Factor: 1				
Cobalt	ND	6.3	mg/kg	SW846 6010B	11/20-11/25/08	K29NJ1AH
		Dilution Factor: 1				
Copper	**20.3**	**3.2**	**mg/kg**	**SW846 6010B**	**11/20-11/25/08**	**K29NJ1AJ**
		Dilution Factor: 1				
Iron	**15400**	**12.6**	**mg/kg**	**SW846 6010B**	**11/20-11/25/08**	**K29NJ1AK**
		Dilution Factor: 1				
Manganese	**317**	**1.9**	**mg/kg**	**SW846 6010B**	**11/20-11/25/08**	**K29NJ1AL**
		Dilution Factor: 1				
Nickel	**16.3**	**5.1**	**mg/kg**	**SW846 6010B**	**11/20-11/25/08**	**K29NJ1AM**
		Dilution Factor: 1				
Potassium	**743**	**632**	**mg/kg**	**SW846 6010B**	**11/20-11/25/08**	**K29NJ1AN**
		Dilution Factor: 1				

(Continued on next page)

Conestoga-Rovers & Associates, Inc.

Client Sample ID: S-017324-111808-JP-022

TOTAL Metals

Lot-Sample #...: A8K190285-014 **Matrix.....:** SO

PARAMETER	RESULT	REPORTING LIMIT	UNITS	METHOD	PREPARATION-ANALYSIS DATE	WORK ORDER #
Silver	ND	1.3	mg/kg	SW846 6010B	11/20-11/25/08	K29NJ1AP
		Dilution Factor: 1				
Sodium	ND	632	mg/kg	SW846 6010B	11/20-11/25/08	K29NJ1AQ
		Dilution Factor: 1				
Vanadium	**21.5**	**6.3**	**mg/kg**	**SW846 6010B**	**11/20-11/25/08**	**K29NJ1AR**
		Dilution Factor: 1				
Zinc	**63.5**	**2.5**	**mg/kg**	**SW846 6010B**	**11/20-11/25/08**	**K29NJ1AT**
		Dilution Factor: 1				
Mercury	ND	0.13	mg/kg	SW846 7471A	11/20-11/21/08	K29NJ1A0
		Dilution Factor: 1				

NOTE(S):

Results and reporting limits have been adjusted for dry weight.

Conestoga-Rovers & Associates, Inc.

Client Sample ID: S-017324-111808-JP-022

General Chemistry

Lot-Sample #...: A8K190285-014 **Work Order #...:** K29NJ **Matrix.....:** SO
Date Sampled...: 11/18/08 11:55 **Date Received..:** 11/19/08
% Moisture.....: 21

PARAMETER	RESULT	RL	UNITS	METHOD	PREPARATION-ANALYSIS DATE	PREP BATCH #
Percent Solids	**79.1**	**10.0**	**%**	**MCAWW 160.3 MOD**	**11/21-11/24/08**	**8326382**

Dilution Factor: 1

Conestoga-Rovers & Associates, Inc.

Client Sample ID: S-017324-111808-JP-023

GC/MS Volatiles

Lot-Sample #...: A8K190285-015 **Work Order #...:** K29NL1AA **Matrix.....:** SO
Date Sampled...: 11/18/08 13:05 **Date Received..:** 11/19/08
Prep Date.....: 11/26/08 **Analysis Date..:** 11/26/08
Prep Batch #...: 8333349
Dilution Factor: 0.77
% Moisture.....: 21 **Method.....:** SW846 8260B

PARAMETER	RESULT	REPORTING LIMIT	UNITS
Acetone	ND	19	ug/kg
Benzene	ND	4.8	ug/kg
Bromodichloromethane	ND	4.8	ug/kg
Bromoform	ND	4.8	ug/kg
Bromomethane	ND	4.8	ug/kg
2-Butanone	ND	19	ug/kg
Carbon disulfide	ND	4.8	ug/kg
Carbon tetrachloride	ND	4.8	ug/kg
Chlorobenzene	ND	4.8	ug/kg
Dibromochloromethane	ND	4.8	ug/kg
1,2-Dibromo-3-chloro-propane	ND	9.7	ug/kg
Chloroethane	ND	4.8	ug/kg
Chloroform	ND	4.8	ug/kg
Chloromethane	ND	4.8	ug/kg
Cyclohexane	ND	9.7	ug/kg
1,2-Dibromoethane	ND	4.8	ug/kg
1,2-Dichlorobenzene	ND	4.8	ug/kg
1,3-Dichlorobenzene	ND	4.8	ug/kg
1,4-Dichlorobenzene	ND	4.8	ug/kg
Dichlorodifluoromethane	ND	4.8	ug/kg
1,1-Dichloroethane	ND	4.8	ug/kg
1,2-Dichloroethane	ND	4.8	ug/kg
1,1-Dichloroethene	ND	4.8	ug/kg
cis-1,2-Dichloroethene	ND	4.8	ug/kg
trans-1,2-Dichloroethene	ND	4.8	ug/kg
1,2-Dichloropropane	ND	4.8	ug/kg
cis-1,3-Dichloropropene	ND	4.8	ug/kg
trans-1,3-Dichloropropene	ND	4.8	ug/kg
Ethylbenzene	ND	4.8	ug/kg
Trichlorofluoromethane	ND	4.8	ug/kg
2-Hexanone	ND	19	ug/kg
Isopropylbenzene	ND	4.8	ug/kg
Methyl acetate	ND	9.7	ug/kg
Methylcyclohexane	ND	9.7	ug/kg
Methylene chloride	ND	4.8	ug/kg
4-Methyl-2-pentanone	ND	19	ug/kg
Styrene	ND	4.8	ug/kg

(Continued on next page)

Conestoga-Rovers & Associates, Inc.

Client Sample ID: S-017324-111808-JP-023

GC/MS Volatiles

Lot-Sample #...: A8K190285-015 **Work Order #...:** K29NL1AA **Matrix.....:** SO

PARAMETER	RESULT	REPORTING LIMIT	UNITS
1,1,2,2-Tetrachloroethane	ND	4.8	ug/kg
Tetrachloroethene	ND	4.8	ug/kg
Toluene	ND	4.8	ug/kg
1,2,4-Trichloro-benzene	ND	4.8	ug/kg
1,1,1-Trichloroethane	ND	4.8	ug/kg
1,1,2-Trichloroethane	ND	4.8	ug/kg
Trichloroethene	ND	4.8	ug/kg
1,1,2-Trichloro-1,2,2-trifluoroethane	ND	4.8	ug/kg
Vinyl chloride	ND	4.8	ug/kg
Xylenes (total)	ND	9.7	ug/kg
Methyl tert-butyl ether	ND	19	ug/kg

SURROGATE	PERCENT RECOVERY	RECOVERY LIMITS
Dibromofluoromethane	101	(59 - 138)
1,2-Dichloroethane-d4	92	(61 - 130)
Toluene-d8	99	(60 - 143)
4-Bromofluorobenzene	84	(47 - 158)

NOTE(S):

Results and reporting limits have been adjusted for dry weight.

Conestoga-Rovers & Associates, Inc.

Client Sample ID: S-017324-111808-JP-023

General Chemistry

Lot-Sample #...: A8K190285-015 **Work Order #...:** K29NL **Matrix.....:** SO
Date Sampled...: 11/18/08 13:05 **Date Received..:** 11/19/08
% Moisture.....: 21

PARAMETER	RESULT	RL	UNITS	METHOD	PREPARATION-ANALYSIS DATE	PREP BATCH #
Percent Solids	**79.4**	**10.0**	**%**	**MCAWW 160.3 MOD**	**11/21-11/24/08**	**8326382**

Dilution Factor: 1

Conestoga-Rovers & Associates, Inc.

Client Sample ID: S-017324-111808-JP-024

GC/MS Semivolatiles

Lot-Sample #...: A8K190285-016 **Work Order #...:** K29NQ1AA **Matrix.....:** SO
Date Sampled...: 11/18/08 13:35 **Date Received..:** 11/19/08
Prep Date.....: 11/20/08 **Analysis Date..:** 11/24/08
Prep Batch #...: 8325424
Dilution Factor: 1
% Moisture.....: 22 **Method.....:** SW846 8270C

PARAMETER	RESULT	REPORTING LIMIT	UNITS
Acenaphthene	ND	420	ug/kg
Acenaphthylene	ND	420	ug/kg
Acetophenone	ND	86	ug/kg
Anthracene	ND	420	ug/kg
Atrazine	ND	420	ug/kg
Benzo(a)anthracene	ND	420	ug/kg
Benzo(a)pyrene	ND	420	ug/kg
Benzo(b)fluoranthene	ND	420	ug/kg
Benzo(ghi)perylene	ND	420	ug/kg
Benzo(k)fluoranthene	ND	420	ug/kg
Benzaldehyde	ND	420	ug/kg
1,1'-Biphenyl	ND	420	ug/kg
bis(2-Chloroethoxy) methane	ND	420	ug/kg
bis(2-Chloroethyl)-ether	ND	420	ug/kg
bis(2-Ethylhexyl) phthalate	ND	420	ug/kg
4-Bromophenyl phenyl ether	ND	420	ug/kg
Butyl benzyl phthalate	ND	420	ug/kg
Caprolactam	ND	420	ug/kg
Carbazole	ND	420	ug/kg
4-Chloroaniline	ND	420	ug/kg
4-Chloro-3-methylphenol	ND	420	ug/kg
2-Chloronaphthalene	ND	420	ug/kg
2-Chlorophenol	ND	420	ug/kg
4-Chlorophenyl phenyl ether	ND	420	ug/kg
Chrysene	ND	420	ug/kg
Dibenz(a,h)anthracene	ND	420	ug/kg
Dibenzofuran	ND	420	ug/kg
3,3'-Dichlorobenzidine	ND	2100	ug/kg
2,4-Dichlorophenol	ND	420	ug/kg
Diethyl phthalate	ND	420	ug/kg
2,4-Dimethylphenol	ND	420	ug/kg
Dimethyl phthalate	ND	420	ug/kg
Di-n-butyl phthalate	ND	420	ug/kg

(Continued on next page)

Conestoga-Rovers & Associates, Inc.

Client Sample ID: S-017324-111808-JP-024

GC/MS Semivolatiles

Lot-Sample #...: A8K190285-016 **Work Order #...:** K29NQ1AA **Matrix.....:** SO

PARAMETER	RESULT	REPORTING LIMIT	UNITS
4,6-Dinitro-2-methylphenol	ND	2100	ug/kg
2,4-Dinitrophenol	ND	2100	ug/kg
2,4-Dinitrotoluene	ND	420	ug/kg
2,6-Dinitrotoluene	ND	420	ug/kg
Di-n-octyl phthalate	ND	420	ug/kg
Fluoranthene	ND	420	ug/kg
Fluorene	ND	420	ug/kg
Hexachlorobenzene	ND	420	ug/kg
Hexachlorobutadiene	ND	420	ug/kg
Hexachlorocyclopenta-diene	ND	2100	ug/kg
Hexachloroethane	ND	420	ug/kg
Indeno(1,2,3-cd)pyrene	ND	420	ug/kg
Isophorone	ND	420	ug/kg
2-Methylnaphthalene	ND	420	ug/kg
2-Methylphenol	ND	420	ug/kg
4-Methylphenol	ND	420	ug/kg
Naphthalene	ND	420	ug/kg
2-Nitroaniline	ND	2100	ug/kg
3-Nitroaniline	ND	2100	ug/kg
4-Nitroaniline	ND	2100	ug/kg
Nitrobenzene	ND	420	ug/kg
2-Nitrophenol	ND	420	ug/kg
4-Nitrophenol	ND	2100	ug/kg
N-Nitrosodi-n-propyl-amine	ND	420	ug/kg
N-Nitrosodiphenylamine	ND	420	ug/kg
2,2'-oxybis (1-Chloropropane)	ND	420	ug/kg
Pentachlorophenol	ND	420	ug/kg
Phenanthrene	ND	420	ug/kg
Phenol	ND	420	ug/kg
Pyrene	ND	420	ug/kg
2,4,5-Trichloro-phenol	ND	420	ug/kg
2,4,6-Trichloro-phenol	ND	420	ug/kg

(Continued on next page)

Conestoga-Rovers & Associates, Inc.

Client Sample ID: S-017324-111808-JP-024

GC/MS Semivolatiles

Lot-Sample #...: A8K190285-016 **Work Order #...:** K29NQ1AA **Matrix.....:** SO

SURROGATE	PERCENT RECOVERY	RECOVERY LIMITS
Nitrobenzene-d5	59	(24 - 112)
2-Fluorobiphenyl	54	(34 - 110)
Terphenyl-d14	75	(41 - 119)
Phenol-d5	58	(28 - 110)
2-Fluorophenol	65	(26 - 110)
2,4,6-Tribromophenol	51	(10 - 118)

NOTE(S):

Results and reporting limits have been adjusted for dry weight.

Conestoga-Rovers & Associates, Inc.

Client Sample ID: S-017324-111808-JP-024

GC Semivolatiles

Lot-Sample #...: A8K190285-016 **Work Order #...:** K29NQ1AC **Matrix.....:** SO
Date Sampled...: 11/18/08 13:35 **Date Received..:** 11/19/08
Prep Date.....: 11/22/08 **Analysis Date..:** 11/27/08
Prep Batch #...: 8326343
Dilution Factor: 1
% Moisture.....: 22 **Method.....:** SW846 8082

PARAMETER	RESULT	REPORTING LIMIT	UNITS
Aroclor 1016	ND	42	ug/kg
Aroclor 1221	ND	42	ug/kg
Aroclor 1232	ND	42	ug/kg
Aroclor 1242	ND	42	ug/kg
Aroclor 1248	ND	42	ug/kg
Aroclor 1254	ND	42	ug/kg
Aroclor 1260	ND	42	ug/kg

SURROGATE	PERCENT RECOVERY	RECOVERY LIMITS
Tetrachloro-m-xylene	85	(10 - 196)
Decachlorobiphenyl	84	(10 - 199)

NOTE(S):

Results and reporting limits have been adjusted for dry weight.

Conestoga-Rovers & Associates, Inc.

Client Sample ID: S-017324-111808-JP-024

TOTAL Metals

Lot-Sample #...: A8K190285-016 **Matrix.....:** SO
Date Sampled...: 11/18/08 13:35 **Date Received..:** 11/19/08
% Moisture.....: 22

PARAMETER	RESULT	REPORTING LIMIT	UNITS	METHOD	PREPARATION-ANALYSIS DATE	WORK ORDER #
Prep Batch #...: 8325023						
Aluminum	**10100**	**25.7**	**mg/kg**	**SW846 6010B**	**11/20-11/25/08**	**K29NQ1AD**
		Dilution Factor: 1				
Arsenic	**8.8**	**1.3**	**mg/kg**	**SW846 6010B**	**11/20-11/25/08**	**K29NQ1AU**
		Dilution Factor: 1				
Lead	**79.2**	**0.39**	**mg/kg**	**SW846 6010B**	**11/20-11/25/08**	**K29NQ1AV**
		Dilution Factor: 1				
Antimony	ND	7.7	mg/kg	SW846 6010B	11/20-11/25/08	K29NQ1AE
		Dilution Factor: 1				
Selenium	ND	0.64	mg/kg	SW846 6010B	11/20-11/25/08	K29NQ1AW
		Dilution Factor: 1				
Thallium	ND	1.3	mg/kg	SW846 6010B	11/20-11/25/08	K29NQ1AX
		Dilution Factor: 1				
Cadmium	ND	0.64	mg/kg	SW846 6010B	11/20-11/25/08	K29NQ1AF
		Dilution Factor: 1				
Chromium	**14.3**	**1.3**	**mg/kg**	**SW846 6010B**	**11/20-11/25/08**	**K29NQ1AG**
		Dilution Factor: 1				
Cobalt	**6.7**	**6.4**	**mg/kg**	**SW846 6010B**	**11/20-11/25/08**	**K29NQ1AH**
		Dilution Factor: 1				
Copper	**37.3**	**3.2**	**mg/kg**	**SW846 6010B**	**11/20-11/25/08**	**K29NQ1AJ**
		Dilution Factor: 1				
Iron	**17400**	**12.9**	**mg/kg**	**SW846 6010B**	**11/20-11/25/08**	**K29NQ1AK**
		Dilution Factor: 1				
Manganese	**254**	**1.9**	**mg/kg**	**SW846 6010B**	**11/20-11/25/08**	**K29NQ1AL**
		Dilution Factor: 1				
Nickel	**19.0**	**5.1**	**mg/kg**	**SW846 6010B**	**11/20-11/25/08**	**K29NQ1AM**
		Dilution Factor: 1				
Potassium	**1020**	**643**	**mg/kg**	**SW846 6010B**	**11/20-11/25/08**	**K29NQ1AN**
		Dilution Factor: 1				

(Continued on next page)

Conestoga-Rovers & Associates, Inc.

Client Sample ID: S-017324-111808-JP-024

TOTAL Metals

Lot-Sample #...: A8K190285-016 **Matrix.....:** SO

PARAMETER	RESULT	REPORTING LIMIT	UNITS	METHOD	PREPARATION-ANALYSIS DATE	WORK ORDER #
Silver	ND	1.3	mg/kg	SW846 6010B	11/20-11/25/08	K29NQ1AP
		Dilution Factor: 1				
Sodium	ND	643	mg/kg	SW846 6010B	11/20-11/25/08	K29NQ1AQ
		Dilution Factor: 1				
Vanadium	**23.3**	**6.4**	**mg/kg**	**SW846 6010B**	**11/20-11/25/08**	**K29NQ1AR**
		Dilution Factor: 1				
Zinc	**108**	**2.6**	**mg/kg**	**SW846 6010B**	**11/20-11/25/08**	**K29NQ1AT**
		Dilution Factor: 1				
Mercury	ND	0.13	mg/kg	SW846 7471A	11/20-11/21/08	K29NQ1A0
		Dilution Factor: 1				

NOTE(S):

Results and reporting limits have been adjusted for dry weight.

Conestoga-Rovers & Associates, Inc.

Client Sample ID: S-017324-111808-JP-024

General Chemistry

Lot-Sample #...: A8K190285-016 **Work Order #...:** K29NQ **Matrix.....:** SO
Date Sampled...: 11/18/08 13:35 **Date Received..:** 11/19/08
% Moisture.....: 22

PARAMETER	RESULT	RL	UNITS	METHOD	PREPARATION-ANALYSIS DATE	PREP BATCH #
Percent Solids	**77.8**	**10.0**	**%**	**MCAWW 160.3 MOD**	**11/21-11/24/08**	**8326382**

Dilution Factor: 1

Conestoga-Rovers & Associates, Inc.

Client Sample ID: S-017324-111808-JP-025

GC/MS Volatiles

Lot-Sample #...: A8K190285-017 **Work Order #...:** K29N11AA **Matrix.....:** SO
Date Sampled...: 11/18/08 13:50 **Date Received..:** 11/19/08
Prep Date.....: 11/26/08 **Analysis Date..:** 11/26/08
Prep Batch #...: 8333349
Dilution Factor: 0.87
% Moisture.....: 23 **Method.....:** SW846 8260B

PARAMETER	RESULT	REPORTING LIMIT	UNITS
Acetone	ND	23	ug/kg
Benzene	ND	5.6	ug/kg
Bromodichloromethane	ND	5.6	ug/kg
Bromoform	ND	5.6	ug/kg
Bromomethane	ND	5.6	ug/kg
2-Butanone	ND	23	ug/kg
Carbon disulfide	ND	5.6	ug/kg
Carbon tetrachloride	ND	5.6	ug/kg
Chlorobenzene	ND	5.6	ug/kg
Dibromochloromethane	ND	5.6	ug/kg
1,2-Dibromo-3-chloro-propane	ND	11	ug/kg
Chloroethane	ND	5.6	ug/kg
Chloroform	ND	5.6	ug/kg
Chloromethane	ND	5.6	ug/kg
Cyclohexane	ND	11	ug/kg
1,2-Dibromoethane	ND	5.6	ug/kg
1,2-Dichlorobenzene	ND	5.6	ug/kg
1,3-Dichlorobenzene	ND	5.6	ug/kg
1,4-Dichlorobenzene	ND	5.6	ug/kg
Dichlorodifluoromethane	ND	5.6	ug/kg
1,1-Dichloroethane	ND	5.6	ug/kg
1,2-Dichloroethane	ND	5.6	ug/kg
1,1-Dichloroethene	ND	5.6	ug/kg
cis-1,2-Dichloroethene	ND	5.6	ug/kg
trans-1,2-Dichloroethene	ND	5.6	ug/kg
1,2-Dichloropropane	ND	5.6	ug/kg
cis-1,3-Dichloropropene	ND	5.6	ug/kg
trans-1,3-Dichloropropene	ND	5.6	ug/kg
Ethylbenzene	ND	5.6	ug/kg
Trichlorofluoromethane	ND	5.6	ug/kg
2-Hexanone	ND	23	ug/kg
Isopropylbenzene	ND	5.6	ug/kg
Methyl acetate	ND	11	ug/kg
Methylcyclohexane	ND	11	ug/kg
Methylene chloride	ND	5.6	ug/kg
4-Methyl-2-pentanone	ND	23	ug/kg
Styrene	ND	5.6	ug/kg

(Continued on next page)

Conestoga-Rovers & Associates, Inc.

Client Sample ID: S-017324-111808-JP-025

GC/MS Volatiles

Lot-Sample #...: A8K190285-017 **Work Order #...:** K29N11AA **Matrix.....:** SO

PARAMETER	RESULT	REPORTING LIMIT	UNITS
1,1,2,2-Tetrachloroethane	ND	5.6	ug/kg
Tetrachloroethene	ND	5.6	ug/kg
Toluene	ND	5.6	ug/kg
1,2,4-Trichloro-benzene	ND	5.6	ug/kg
1,1,1-Trichloroethane	ND	5.6	ug/kg
1,1,2-Trichloroethane	ND	5.6	ug/kg
Trichloroethene	ND	5.6	ug/kg
1,1,2-Trichloro-1,2,2-trifluoroethane	ND	5.6	ug/kg
Vinyl chloride	ND	5.6	ug/kg
Xylenes (total)	ND	11	ug/kg
Methyl tert-butyl ether	ND	23	ug/kg

SURROGATE	PERCENT RECOVERY	RECOVERY LIMITS
Dibromofluoromethane	108	(59 - 138)
1,2-Dichloroethane-d4	103	(61 - 130)
Toluene-d8	95	(60 - 143)
4-Bromofluorobenzene	72	(47 - 158)

NOTE(S):

Results and reporting limits have been adjusted for dry weight.

Conestoga-Rovers & Associates, Inc.

Client Sample ID: S-017324-111808-JP-025

General Chemistry

Lot-Sample #...: A8K190285-017 **Work Order #...:** K29N1 **Matrix.....:** SO
Date Sampled...: 11/18/08 13:50 **Date Received..:** 11/19/08
% Moisture.....: 23

PARAMETER	RESULT	RL	UNITS	METHOD	PREPARATION-ANALYSIS DATE	PREP BATCH #
Percent Solids	**77.1**	**10.0**	**%**	**MCAWW 160.3 MOD**	**11/21-11/24/08**	**8326382**

Dilution Factor: 1

Conestoga-Rovers & Associates, Inc.

Client Sample ID: S-017324-111808-JP-026

GC/MS Semivolatiles

Lot-Sample #...: A8K190285-018 **Work Order #...:** K29N51AA **Matrix.....:** SO
Date Sampled...: 11/18/08 14:05 **Date Received..:** 11/19/08
Prep Date.....: 11/20/08 **Analysis Date..:** 11/24/08
Prep Batch #...: 8325424
Dilution Factor: 1
% Moisture.....: 26 **Method.....:** SW846 8270C

PARAMETER	RESULT	REPORTING LIMIT	UNITS
Acenaphthene	ND	450	ug/kg
Acenaphthylene	ND	450	ug/kg
Acetophenone	ND	90	ug/kg
Anthracene	ND	450	ug/kg
Atrazine	ND	450	ug/kg
Benzo(a)anthracene	ND	450	ug/kg
Benzo(a)pyrene	ND	450	ug/kg
Benzo(b)fluoranthene	ND	450	ug/kg
Benzo(ghi)perylene	ND	450	ug/kg
Benzo(k)fluoranthene	ND	450	ug/kg
Benzaldehyde	ND	450	ug/kg
1,1'-Biphenyl	ND	450	ug/kg
bis(2-Chloroethoxy) methane	ND	450	ug/kg
bis(2-Chloroethyl)-ether	ND	450	ug/kg
bis(2-Ethylhexyl) phthalate	ND	450	ug/kg
4-Bromophenyl phenyl ether	ND	450	ug/kg
Butyl benzyl phthalate	ND	450	ug/kg
Caprolactam	ND	450	ug/kg
Carbazole	ND	450	ug/kg
4-Chloroaniline	ND	450	ug/kg
4-Chloro-3-methylphenol	ND	450	ug/kg
2-Chloronaphthalene	ND	450	ug/kg
2-Chlorophenol	ND	450	ug/kg
4-Chlorophenyl phenyl ether	ND	450	ug/kg
Chrysene	ND	450	ug/kg
Dibenz(a,h)anthracene	ND	450	ug/kg
Dibenzofuran	ND	450	ug/kg
3,3'-Dichlorobenzidine	ND	2200	ug/kg
2,4-Dichlorophenol	ND	450	ug/kg
Diethyl phthalate	ND	450	ug/kg
2,4-Dimethylphenol	ND	450	ug/kg
Dimethyl phthalate	ND	450	ug/kg
Di-n-butyl phthalate	ND	450	ug/kg

(Continued on next page)

Conestoga-Rovers & Associates, Inc.

Client Sample ID: S-017324-111808-JP-026

GC/MS Semivolatiles

Lot-Sample #...: A8K190285-018 **Work Order #...:** K29N51AA **Matrix.....:** SO

PARAMETER	RESULT	REPORTING LIMIT	UNITS
4,6-Dinitro-2-methylphenol	ND	2200	ug/kg
2,4-Dinitrophenol	ND	2200	ug/kg
2,4-Dinitrotoluene	ND	450	ug/kg
2,6-Dinitrotoluene	ND	450	ug/kg
Di-n-octyl phthalate	ND	450	ug/kg
Fluoranthene	ND	450	ug/kg
Fluorene	ND	450	ug/kg
Hexachlorobenzene	ND	450	ug/kg
Hexachlorobutadiene	ND	450	ug/kg
Hexachlorocyclopenta-diene	ND	2200	ug/kg
Hexachloroethane	ND	450	ug/kg
Indeno(1,2,3-cd)pyrene	ND	450	ug/kg
Isophorone	ND	450	ug/kg
2-Methylnaphthalene	ND	450	ug/kg
2-Methylphenol	ND	450	ug/kg
4-Methylphenol	ND	450	ug/kg
Naphthalene	ND	450	ug/kg
2-Nitroaniline	ND	2200	ug/kg
3-Nitroaniline	ND	2200	ug/kg
4-Nitroaniline	ND	2200	ug/kg
Nitrobenzene	ND	450	ug/kg
2-Nitrophenol	ND	450	ug/kg
4-Nitrophenol	ND	2200	ug/kg
N-Nitrosodi-n-propyl-amine	ND	450	ug/kg
N-Nitrosodiphenylamine	ND	450	ug/kg
2,2'-oxybis (1-Chloropropane)	ND	450	ug/kg
Pentachlorophenol	ND	450	ug/kg
Phenanthrene	ND	450	ug/kg
Phenol	ND	450	ug/kg
Pyrene	ND	450	ug/kg
2,4,5-Trichloro-phenol	ND	450	ug/kg
2,4,6-Trichloro-phenol	ND	450	ug/kg

(Continued on next page)

Conestoga-Rovers & Associates, Inc.

Client Sample ID: S-017324-111808-JP-026

GC/MS Semivolatiles

Lot-Sample #...: A8K190285-018 **Work Order #...:** K29N51AA **Matrix.....:** SO

SURROGATE	PERCENT RECOVERY	RECOVERY LIMITS
Nitrobenzene-d5	59	(24 - 112)
2-Fluorobiphenyl	59	(34 - 110)
Terphenyl-d14	76	(41 - 119)
Phenol-d5	62	(28 - 110)
2-Fluorophenol	69	(26 - 110)
2,4,6-Tribromophenol	54	(10 - 118)

NOTE(S):

Results and reporting limits have been adjusted for dry weight.

Conestoga-Rovers & Associates, Inc.

Client Sample ID: S-017324-111808-JP-026

GC Semivolatiles

Lot-Sample #...: A8K190285-018 **Work Order #...:** K29N51AC **Matrix.....:** SO
Date Sampled...: 11/18/08 14:05 **Date Received..:** 11/19/08
Prep Date.....: 11/22/08 **Analysis Date..:** 11/27/08
Prep Batch #...: 8326343
Dilution Factor: 1
% Moisture.....: 26 **Method.....:** SW846 8082

PARAMETER	RESULT	REPORTING LIMIT	UNITS
Aroclor 1016	ND	45	ug/kg
Aroclor 1221	ND	45	ug/kg
Aroclor 1232	ND	45	ug/kg
Aroclor 1242	ND	45	ug/kg
Aroclor 1248	ND	45	ug/kg
Aroclor 1254	ND	45	ug/kg
Aroclor 1260	ND	45	ug/kg

SURROGATE	PERCENT RECOVERY	RECOVERY LIMITS
Tetrachloro-m-xylene	83	(10 - 196)
Decachlorobiphenyl	86	(10 - 199)

NOTE(S):

Results and reporting limits have been adjusted for dry weight.

Conestoga-Rovers & Associates, Inc.

Client Sample ID: S-017324-111808-JP-026

TOTAL Metals

Lot-Sample #...: A8K190285-018 **Matrix.....:** SO
Date Sampled...: 11/18/08 14:05 **Date Received..:** 11/19/08
% Moisture.....: 26

PARAMETER	RESULT	REPORTING LIMIT	UNITS	METHOD	PREPARATION-ANALYSIS DATE	WORK ORDER #
Prep Batch #...: 8325023						
Aluminum	**4400**	**27.1**	**mg/kg**	**SW846 6010B**	**11/20-11/25/08**	**K29N51AD**
		Dilution Factor: 1				
Arsenic	**2.7**	**1.4**	**mg/kg**	**SW846 6010B**	**11/20-11/25/08**	**K29N51AU**
		Dilution Factor: 1				
Lead	**29.0**	**0.41**	**mg/kg**	**SW846 6010B**	**11/20-11/25/08**	**K29N51AV**
		Dilution Factor: 1				
Antimony	ND	8.1	mg/kg	SW846 6010B	11/20-11/25/08	K29N51AE
		Dilution Factor: 1				
Selenium	ND	0.68	mg/kg	SW846 6010B	11/20-11/25/08	K29N51AW
		Dilution Factor: 1				
Thallium	ND	1.4	mg/kg	SW846 6010B	11/20-11/25/08	K29N51AX
		Dilution Factor: 1				
Cadmium	ND	0.68	mg/kg	SW846 6010B	11/20-11/25/08	K29N51AF
		Dilution Factor: 1				
Chromium	**6.3**	**1.4**	**mg/kg**	**SW846 6010B**	**11/20-11/25/08**	**K29N51AG**
		Dilution Factor: 1				
Cobalt	ND	6.8	mg/kg	SW846 6010B	11/20-11/25/08	K29N51AH
		Dilution Factor: 1				
Copper	**11.5**	**3.4**	**mg/kg**	**SW846 6010B**	**11/20-11/25/08**	**K29N51AJ**
		Dilution Factor: 1				
Iron	**8620**	**13.6**	**mg/kg**	**SW846 6010B**	**11/20-11/25/08**	**K29N51AK**
		Dilution Factor: 1				
Manganese	**114**	**2.0**	**mg/kg**	**SW846 6010B**	**11/20-11/25/08**	**K29N51AL**
		Dilution Factor: 1				
Nickel	**7.6**	**5.4**	**mg/kg**	**SW846 6010B**	**11/20-11/25/08**	**K29N51AM**
		Dilution Factor: 1				
Potassium	ND	679	mg/kg	SW846 6010B	11/20-11/25/08	K29N51AN
		Dilution Factor: 1				

(Continued on next page)

Conestoga-Rovers & Associates, Inc.

Client Sample ID: S-017324-111808-JP-026

TOTAL Metals

Lot-Sample #...: A8K190285-018 **Matrix.....:** SO

PARAMETER	RESULT	REPORTING LIMIT	UNITS	METHOD	PREPARATION-ANALYSIS DATE	WORK ORDER #
Silver	ND	1.4	mg/kg	SW846 6010B	11/20-11/25/08	K29N51AP
		Dilution Factor: 1				
Sodium	ND	679	mg/kg	SW846 6010B	11/20-11/25/08	K29N51AQ
		Dilution Factor: 1				
Vanadium	**12.3**	**6.8**	**mg/kg**	**SW846 6010B**	**11/20-11/25/08**	**K29N51AR**
		Dilution Factor: 1				
Zinc	**43.8**	**2.7**	**mg/kg**	**SW846 6010B**	**11/20-11/25/08**	**K29N51AT**
		Dilution Factor: 1				
Mercury	ND	0.14	mg/kg	SW846 7471A	11/20-11/21/08	K29N51A0
		Dilution Factor: 1				

NOTE(S):

Results and reporting limits have been adjusted for dry weight.

Conestoga-Rovers & Associates, Inc.

Client Sample ID: S-017324-111808-JP-026

General Chemistry

Lot-Sample #...: A8K190285-018 **Work Order #...:** K29N5 **Matrix.....:** SO
Date Sampled...: 11/18/08 14:05 **Date Received..:** 11/19/08
% Moisture.....: 26

PARAMETER	RESULT	RL	UNITS	METHOD	PREPARATION-ANALYSIS DATE	PREP BATCH #
Percent Solids	**73.7**	**10.0**	**%**	**MCAWW 160.3 MOD**	**11/21-11/24/08**	**8326382**

Dilution Factor: 1

Conestoga-Rovers & Associates, Inc.

Client Sample ID: S-017324-111808-JP-027

GC/MS Volatiles

Lot-Sample #...: A8K190285-019 **Work Order #...:** K29N71AA **Matrix.....:** SO
Date Sampled...: 11/18/08 15:00 **Date Received..:** 11/19/08
Prep Date.....: 11/29/08 **Analysis Date..:** 11/29/08
Prep Batch #...: 8336503
Dilution Factor: 0.79
% Moisture.....: 11 **Method.....:** SW846 8260B

PARAMETER	RESULT	REPORTING LIMIT	UNITS
Acetone	**20**	**18**	**ug/kg**
Benzene	ND	4.5	ug/kg
Bromodichloromethane	ND	4.5	ug/kg
Bromoform	ND	4.5	ug/kg
Bromomethane	ND	4.5	ug/kg
2-Butanone	ND	18	ug/kg
Carbon disulfide	ND	4.5	ug/kg
Carbon tetrachloride	ND	4.5	ug/kg
Chlorobenzene	ND	4.5	ug/kg
Dibromochloromethane	ND	4.5	ug/kg
1,2-Dibromo-3-chloro-propane	ND	8.9	ug/kg
Chloroethane	ND	4.5	ug/kg
Chloroform	ND	4.5	ug/kg
Chloromethane	ND	4.5	ug/kg
Cyclohexane	ND	8.9	ug/kg
1,2-Dibromoethane	ND	4.5	ug/kg
1,2-Dichlorobenzene	ND	4.5	ug/kg
1,3-Dichlorobenzene	ND	4.5	ug/kg
1,4-Dichlorobenzene	ND	4.5	ug/kg
Dichlorodifluoromethane	ND	4.5	ug/kg
1,1-Dichloroethane	ND	4.5	ug/kg
1,2-Dichloroethane	ND	4.5	ug/kg
1,1-Dichloroethene	ND	4.5	ug/kg
cis-1,2-Dichloroethene	ND	4.5	ug/kg
trans-1,2-Dichloroethene	ND	4.5	ug/kg
1,2-Dichloropropane	ND	4.5	ug/kg
cis-1,3-Dichloropropene	ND	4.5	ug/kg
trans-1,3-Dichloropropene	ND	4.5	ug/kg
Ethylbenzene	ND	4.5	ug/kg
Trichlorofluoromethane	ND	4.5	ug/kg
2-Hexanone	ND	18	ug/kg
Isopropylbenzene	ND	4.5	ug/kg
Methyl acetate	ND	8.9	ug/kg
Methylcyclohexane	ND	8.9	ug/kg
Methylene chloride	ND	4.5	ug/kg
4-Methyl-2-pentanone	ND	18	ug/kg
Styrene	ND	4.5	ug/kg

(Continued on next page)

Conestoga-Rovers & Associates, Inc.

Client Sample ID: S-017324-111808-JP-027

GC/MS Volatiles

Lot-Sample #...: A8K190285-019 **Work Order #...:** K29N71AA **Matrix.....:** SO

PARAMETER	RESULT	REPORTING LIMIT	UNITS
1,1,2,2-Tetrachloroethane	ND	4.5	ug/kg
Tetrachloroethene	ND	4.5	ug/kg
Toluene	ND	4.5	ug/kg
1,2,4-Trichloro-benzene	ND	4.5	ug/kg
1,1,1-Trichloroethane	ND	4.5	ug/kg
1,1,2-Trichloroethane	ND	4.5	ug/kg
Trichloroethene	ND	4.5	ug/kg
1,1,2-Trichloro-1,2,2-trifluoroethane	ND	4.5	ug/kg
Vinyl chloride	ND	4.5	ug/kg
Xylenes (total)	ND	8.9	ug/kg
Methyl tert-butyl ether	ND	18	ug/kg

SURROGATE	PERCENT RECOVERY	RECOVERY LIMITS
Dibromofluoromethane	90	(59 - 138)
1,2-Dichloroethane-d4	106	(61 - 130)
Toluene-d8	77	(60 - 143)
4-Bromofluorobenzene	89	(47 - 158)

NOTE(S):

Results and reporting limits have been adjusted for dry weight.

Conestoga-Rovers & Associates, Inc.

Client Sample ID: S-017324-111808-JP-027

General Chemistry

Lot-Sample #...: A8K190285-019 **Work Order #...:** K29N7 **Matrix.....:** SO
Date Sampled...: 11/18/08 15:00 **Date Received..:** 11/19/08
% Moisture.....: 11

PARAMETER	RESULT	RL	UNITS	METHOD	PREPARATION-ANALYSIS DATE	PREP BATCH #
Percent Solids	**88.8**	**10.0**	**%**	**MCAWW 160.3 MOD**	**11/21-11/24/08**	**8326382**

Dilution Factor: 1

Conestoga-Rovers & Associates, Inc.

Client Sample ID: S-017324-111808-JP-028

GC/MS Semivolatiles

Lot-Sample #...: A8K190285-020 **Work Order #...:** K29PC1AA **Matrix.....:** SO
Date Sampled...: 11/18/08 15:15 **Date Received..:** 11/19/08
Prep Date.....: 11/20/08 **Analysis Date..:** 11/24/08
Prep Batch #...: 8325424
Dilution Factor: 1
% Moisture.....: 15 **Method.....:** SW846 8270C

PARAMETER	RESULT	REPORTING LIMIT	UNITS
Acenaphthene	ND	390	ug/kg
Acenaphthylene	ND	390	ug/kg
Acetophenone	ND	78	ug/kg
Anthracene	ND	390	ug/kg
Atrazine	ND	390	ug/kg
Benzo(a)anthracene	ND	390	ug/kg
Benzo(a)pyrene	ND	390	ug/kg
Benzo(b)fluoranthene	ND	390	ug/kg
Benzo(ghi)perylene	ND	390	ug/kg
Benzo(k)fluoranthene	ND	390	ug/kg
Benzaldehyde	ND	390	ug/kg
1,1'-Biphenyl	ND	390	ug/kg
bis(2-Chloroethoxy) methane	ND	390	ug/kg
bis(2-Chloroethyl)-ether	ND	390	ug/kg
bis(2-Ethylhexyl) phthalate	ND	390	ug/kg
4-Bromophenyl phenyl ether	ND	390	ug/kg
Butyl benzyl phthalate	ND	390	ug/kg
Caprolactam	ND	390	ug/kg
Carbazole	ND	390	ug/kg
4-Chloroaniline	ND	390	ug/kg
4-Chloro-3-methylphenol	ND	390	ug/kg
2-Chloronaphthalene	ND	390	ug/kg
2-Chlorophenol	ND	390	ug/kg
4-Chlorophenyl phenyl ether	ND	390	ug/kg
Chrysene	ND	390	ug/kg
Dibenz(a,h)anthracene	ND	390	ug/kg
Dibenzofuran	ND	390	ug/kg
3,3'-Dichlorobenzidine	ND	1900	ug/kg
2,4-Dichlorophenol	ND	390	ug/kg
Diethyl phthalate	ND	390	ug/kg
2,4-Dimethylphenol	ND	390	ug/kg
Dimethyl phthalate	ND	390	ug/kg
Di-n-butyl phthalate	ND	390	ug/kg

(Continued on next page)

Conestoga-Rovers & Associates, Inc.

Client Sample ID: S-017324-111808-JP-028

GC/MS Semivolatiles

Lot-Sample #...: A8K190285-020 **Work Order #...:** K29PC1AA **Matrix.....:** SO

PARAMETER	RESULT	REPORTING LIMIT	UNITS
4,6-Dinitro-2-methylphenol	ND	1900	ug/kg
2,4-Dinitrophenol	ND	1900	ug/kg
2,4-Dinitrotoluene	ND	390	ug/kg
2,6-Dinitrotoluene	ND	390	ug/kg
Di-n-octyl phthalate	ND	390	ug/kg
Fluoranthene	ND	390	ug/kg
Fluorene	ND	390	ug/kg
Hexachlorobenzene	ND	390	ug/kg
Hexachlorobutadiene	ND	390	ug/kg
Hexachlorocyclopenta-diene	ND	1900	ug/kg
Hexachloroethane	ND	390	ug/kg
Indeno(1,2,3-cd)pyrene	ND	390	ug/kg
Isophorone	ND	390	ug/kg
2-Methylnaphthalene	ND	390	ug/kg
2-Methylphenol	ND	390	ug/kg
4-Methylphenol	ND	390	ug/kg
Naphthalene	ND	390	ug/kg
2-Nitroaniline	ND	1900	ug/kg
3-Nitroaniline	ND	1900	ug/kg
4-Nitroaniline	ND	1900	ug/kg
Nitrobenzene	ND	390	ug/kg
2-Nitrophenol	ND	390	ug/kg
4-Nitrophenol	ND	1900	ug/kg
N-Nitrosodi-n-propyl-amine	ND	390	ug/kg
N-Nitrosodiphenylamine	ND	390	ug/kg
2,2'-oxybis (1-Chloropropane)	ND	390	ug/kg
Pentachlorophenol	ND	390	ug/kg
Phenanthrene	ND	390	ug/kg
Phenol	ND	390	ug/kg
Pyrene	ND	390	ug/kg
2,4,5-Trichloro-phenol	ND	390	ug/kg
2,4,6-Trichloro-phenol	ND	390	ug/kg

(Continued on next page)

Conestoga-Rovers & Associates, Inc.

Client Sample ID: S-017324-111808-JP-028

GC/MS Semivolatiles

Lot-Sample #...: A8K190285-020 **Work Order #...:** K29PC1AA **Matrix.....:** SO

SURROGATE	PERCENT RECOVERY	RECOVERY LIMITS
Nitrobenzene-d5	58	(24 - 112)
2-Fluorobiphenyl	57	(34 - 110)
Terphenyl-d14	74	(41 - 119)
Phenol-d5	64	(28 - 110)
2-Fluorophenol	72	(26 - 110)
2,4,6-Tribromophenol	52	(10 - 118)

NOTE(S):

Results and reporting limits have been adjusted for dry weight.

Conestoga-Rovers & Associates, Inc.

Client Sample ID: S-017324-111808-JP-028

GC Semivolatiles

Lot-Sample #...: A8K190285-020 **Work Order #...:** K29PC1AC **Matrix.....:** SO
Date Sampled...: 11/18/08 15:15 **Date Received..:** 11/19/08
Prep Date.....: 11/22/08 **Analysis Date..:** 11/27/08
Prep Batch #...: 8326343
Dilution Factor: 1
% Moisture.....: 15 **Method.....:** SW846 8082

PARAMETER	RESULT	REPORTING LIMIT	UNITS
Aroclor 1016	ND	39	ug/kg
Aroclor 1221	ND	39	ug/kg
Aroclor 1232	ND	39	ug/kg
Aroclor 1242	ND	39	ug/kg
Aroclor 1248	ND	39	ug/kg
Aroclor 1254	ND	39	ug/kg
Aroclor 1260	ND	39	ug/kg

SURROGATE	PERCENT RECOVERY	RECOVERY LIMITS
Tetrachloro-m-xylene	85	(10 - 196)
Decachlorobiphenyl	81	(10 - 199)

NOTE(S):

Results and reporting limits have been adjusted for dry weight.

Conestoga-Rovers & Associates, Inc.

Client Sample ID: S-017324-111808-JP-028

TOTAL Metals

Lot-Sample #...: A8K190285-020 **Matrix.....:** SO
Date Sampled...: 11/18/08 15:15 **Date Received..:** 11/19/08
% Moisture.....: 15

PARAMETER	RESULT	REPORTING LIMIT	UNITS	METHOD	PREPARATION-ANALYSIS DATE	WORK ORDER #
Prep Batch #...: 8325023						
Aluminum	**5020**	**23.4**	**mg/kg**	**SW846 6010B**	**11/20-11/25/08**	**K29PC1AD**
		Dilution Factor: 1				
Arsenic	**6.0**	**1.2**	**mg/kg**	**SW846 6010B**	**11/20-11/25/08**	**K29PC1AU**
		Dilution Factor: 1				
Lead	**83.5**	**0.35**	**mg/kg**	**SW846 6010B**	**11/20-11/25/08**	**K29PC1AV**
		Dilution Factor: 1				
Antimony	ND	7.0	mg/kg	SW846 6010B	11/20-11/25/08	K29PC1AE
		Dilution Factor: 1				
Selenium	ND	0.59	mg/kg	SW846 6010B	11/20-11/25/08	K29PC1AW
		Dilution Factor: 1				
Thallium	ND	1.2	mg/kg	SW846 6010B	11/20-11/25/08	K29PC1AX
		Dilution Factor: 1				
Cadmium	ND	0.59	mg/kg	SW846 6010B	11/20-11/25/08	K29PC1AF
		Dilution Factor: 1				
Chromium	**9.0**	**1.2**	**mg/kg**	**SW846 6010B**	**11/20-11/25/08**	**K29PC1AG**
		Dilution Factor: 1				
Cobalt	ND	5.9	mg/kg	SW846 6010B	11/20-11/25/08	K29PC1AH
		Dilution Factor: 1				
Copper	**18.3**	**2.9**	**mg/kg**	**SW846 6010B**	**11/20-11/25/08**	**K29PC1AJ**
		Dilution Factor: 1				
Iron	**12500**	**11.7**	**mg/kg**	**SW846 6010B**	**11/20-11/25/08**	**K29PC1AK**
		Dilution Factor: 1				
Manganese	**298**	**1.8**	**mg/kg**	**SW846 6010B**	**11/20-11/25/08**	**K29PC1AL**
		Dilution Factor: 1				
Nickel	**14.0**	**4.7**	**mg/kg**	**SW846 6010B**	**11/20-11/25/08**	**K29PC1AM**
		Dilution Factor: 1				
Potassium	**729**	**586**	**mg/kg**	**SW846 6010B**	**11/20-11/25/08**	**K29PC1AN**
		Dilution Factor: 1				

(Continued on next page)

Conestoga-Rovers & Associates, Inc.

Client Sample ID: S-017324-111808-JP-028

TOTAL Metals

Lot-Sample #...: A8K190285-020 **Matrix.....:** SO

PARAMETER	RESULT	REPORTING LIMIT	UNITS	METHOD	PREPARATION-ANALYSIS DATE	WORK ORDER #
Silver	ND	1.2	mg/kg	SW846 6010B	11/20-11/25/08	K29PC1AP
		Dilution Factor: 1				
Sodium	ND	586	mg/kg	SW846 6010B	11/20-11/25/08	K29PC1AQ
		Dilution Factor: 1				
Vanadium	**15.7**	**5.9**	**mg/kg**	**SW846 6010B**	**11/20-11/25/08**	**K29PC1AR**
		Dilution Factor: 1				
Zinc	**62.5**	**2.3**	**mg/kg**	**SW846 6010B**	**11/20-11/25/08**	**K29PC1AT**
		Dilution Factor: 1				
Mercury	ND	0.12	mg/kg	SW846 7471A	11/20-11/21/08	K29PC1A0
		Dilution Factor: 1				

NOTE(S):

Results and reporting limits have been adjusted for dry weight.

Conestoga-Rovers & Associates, Inc.

Client Sample ID: S-017324-111808-JP-028

General Chemistry

Lot-Sample #...: A8K190285-020 **Work Order #...:** K29PC **Matrix.....:** SO
Date Sampled...: 11/18/08 15:15 **Date Received..:** 11/19/08
% Moisture.....: 15

PARAMETER	RESULT	RL	UNITS	METHOD	PREPARATION-ANALYSIS DATE	PREP BATCH #
Percent Solids	**85.3**	**10.0**	**%**	**MCAWW 160.3 MOD**	**11/21-11/24/08**	**8326382**

Dilution Factor: 1

Conestoga-Rovers & Associates, Inc.

Client Sample ID: S-017324-111808-JP-029

GC/MS Volatiles

Lot-Sample #...: A8K190285-021 **Work Order #...:** K29PG1AA **Matrix.....:** SO
Date Sampled...: 11/18/08 15:20 **Date Received..:** 11/19/08
Prep Date.....: 11/29/08 **Analysis Date..:** 11/29/08
Prep Batch #...: 8336503
Dilution Factor: 0.76
% Moisture.....: 15 **Method.....:** SW846 8260B

PARAMETER	RESULT	REPORTING LIMIT	UNITS
Acetone	ND	18	ug/kg
Benzene	ND	4.5	ug/kg
Bromodichloromethane	ND	4.5	ug/kg
Bromoform	ND	4.5	ug/kg
Bromomethane	ND	4.5	ug/kg
2-Butanone	ND	18	ug/kg
Carbon disulfide	ND	4.5	ug/kg
Carbon tetrachloride	ND	4.5	ug/kg
Chlorobenzene	ND	4.5	ug/kg
Dibromochloromethane	ND	4.5	ug/kg
1,2-Dibromo-3-chloro-propane	ND	8.9	ug/kg
Chloroethane	ND	4.5	ug/kg
Chloroform	ND	4.5	ug/kg
Chloromethane	ND	4.5	ug/kg
Cyclohexane	ND	8.9	ug/kg
1,2-Dibromoethane	ND	4.5	ug/kg
1,2-Dichlorobenzene	ND	4.5	ug/kg
1,3-Dichlorobenzene	ND	4.5	ug/kg
1,4-Dichlorobenzene	ND	4.5	ug/kg
Dichlorodifluoromethane	ND	4.5	ug/kg
1,1-Dichloroethane	ND	4.5	ug/kg
1,2-Dichloroethane	ND	4.5	ug/kg
1,1-Dichloroethene	ND	4.5	ug/kg
cis-1,2-Dichloroethene	ND	4.5	ug/kg
trans-1,2-Dichloroethene	ND	4.5	ug/kg
1,2-Dichloropropane	ND	4.5	ug/kg
cis-1,3-Dichloropropene	ND	4.5	ug/kg
trans-1,3-Dichloropropene	ND	4.5	ug/kg
Ethylbenzene	ND	4.5	ug/kg
Trichlorofluoromethane	ND	4.5	ug/kg
2-Hexanone	ND	18	ug/kg
Isopropylbenzene	ND	4.5	ug/kg
Methyl acetate	ND	8.9	ug/kg
Methylcyclohexane	ND	8.9	ug/kg
Methylene chloride	ND	4.5	ug/kg
4-Methyl-2-pentanone	ND	18	ug/kg
Styrene	ND	4.5	ug/kg

(Continued on next page)

Conestoga-Rovers & Associates, Inc.

Client Sample ID: S-017324-111808-JP-029

GC/MS Volatiles

Lot-Sample #...: A8K190285-021 **Work Order #...:** K29PG1AA **Matrix.....:** SO

PARAMETER	RESULT	REPORTING LIMIT	UNITS
1,1,2,2-Tetrachloroethane	ND	4.5	ug/kg
Tetrachloroethene	ND	4.5	ug/kg
Toluene	ND	4.5	ug/kg
1,2,4-Trichloro-benzene	ND	4.5	ug/kg
1,1,1-Trichloroethane	ND	4.5	ug/kg
1,1,2-Trichloroethane	ND	4.5	ug/kg
Trichloroethene	ND	4.5	ug/kg
1,1,2-Trichloro-1,2,2-trifluoroethane	ND	4.5	ug/kg
Vinyl chloride	ND	4.5	ug/kg
Xylenes (total)	ND	8.9	ug/kg
Methyl tert-butyl ether	ND	18	ug/kg

SURROGATE	PERCENT RECOVERY	RECOVERY LIMITS
Dibromofluoromethane	90	(59 - 138)
1,2-Dichloroethane-d4	106	(61 - 130)
Toluene-d8	76	(60 - 143)
4-Bromofluorobenzene	91	(47 - 158)

NOTE(S):

Results and reporting limits have been adjusted for dry weight.

Conestoga-Rovers & Associates, Inc.

Client Sample ID: S-017324-111808-JP-029

General Chemistry

Lot-Sample #...: A8K190285-021 **Work Order #...:** K29PG **Matrix.....:** SO
Date Sampled...: 11/18/08 15:20 **Date Received..:** 11/19/08
% Moisture.....: 15

PARAMETER	RESULT	RL	UNITS	METHOD	PREPARATION-ANALYSIS DATE	PREP BATCH #
Percent Solids	**85.2**	**10.0**	**%**	**MCAWW 160.3 MOD**	**11/21-11/24/08**	**8326382**

Dilution Factor: 1

Conestoga-Rovers & Associates, Inc.

Client Sample ID: S-017324-111808-JP-030

GC/MS Semivolatiles

Lot-Sample #...: A8K190285-022 **Work Order #...:** K29PH1AD **Matrix.....:** SO
Date Sampled...: 11/18/08 15:35 **Date Received..:** 11/19/08
Prep Date.....: 11/20/08 **Analysis Date..:** 11/24/08
Prep Batch #...: 8325424
Dilution Factor: 1
% Moisture.....: 18 **Method.....:** SW846 8270C

PARAMETER	RESULT	REPORTING LIMIT	UNITS
Acenaphthene	ND	400	ug/kg
Acenaphthylene	ND	400	ug/kg
Acetophenone	ND	82	ug/kg
Anthracene	ND	400	ug/kg
Atrazine	ND	400	ug/kg
Benzo(a)anthracene	ND	400	ug/kg
Benzo(a)pyrene	ND	400	ug/kg
Benzo(b)fluoranthene	ND	400	ug/kg
Benzo(ghi)perylene	ND	400	ug/kg
Benzo(k)fluoranthene	ND	400	ug/kg
Benzaldehyde	ND	400	ug/kg
1,1'-Biphenyl	ND	400	ug/kg
bis(2-Chloroethoxy) methane	ND	400	ug/kg
bis(2-Chloroethyl)-ether	ND	400	ug/kg
bis(2-Ethylhexyl) phthalate	ND	400	ug/kg
4-Bromophenyl phenyl ether	ND	400	ug/kg
Butyl benzyl phthalate	ND	400	ug/kg
Caprolactam	ND	400	ug/kg
Carbazole	ND	400	ug/kg
4-Chloroaniline	ND	400	ug/kg
4-Chloro-3-methylphenol	ND	400	ug/kg
2-Chloronaphthalene	ND	400	ug/kg
2-Chlorophenol	ND	400	ug/kg
4-Chlorophenyl phenyl ether	ND	400	ug/kg
Chrysene	ND	400	ug/kg
Dibenz(a,h)anthracene	ND	400	ug/kg
Dibenzofuran	ND	400	ug/kg
3,3'-Dichlorobenzidine	ND	2000	ug/kg
2,4-Dichlorophenol	ND	400	ug/kg
Diethyl phthalate	ND	400	ug/kg
2,4-Dimethylphenol	ND	400	ug/kg
Dimethyl phthalate	ND	400	ug/kg
Di-n-butyl phthalate	ND	400	ug/kg

(Continued on next page)

Conestoga-Rovers & Associates, Inc.

Client Sample ID: S-017324-111808-JP-030

GC/MS Semivolatiles

Lot-Sample #...: A8K190285-022 **Work Order #...:** K29PH1AD **Matrix.....:** SO

PARAMETER	RESULT	REPORTING LIMIT	UNITS
4,6-Dinitro-2-methylphenol	ND	2000	ug/kg
2,4-Dinitrophenol	ND	2000	ug/kg
2,4-Dinitrotoluene	ND	400	ug/kg
2,6-Dinitrotoluene	ND	400	ug/kg
Di-n-octyl phthalate	ND	400	ug/kg
Fluoranthene	ND	400	ug/kg
Fluorene	ND	400	ug/kg
Hexachlorobenzene	ND	400	ug/kg
Hexachlorobutadiene	ND	400	ug/kg
Hexachlorocyclopenta-diene	ND	2000	ug/kg
Hexachloroethane	ND	400	ug/kg
Indeno(1,2,3-cd)pyrene	ND	400	ug/kg
Isophorone	ND	400	ug/kg
2-Methylnaphthalene	ND	400	ug/kg
2-Methylphenol	ND	400	ug/kg
4-Methylphenol	ND	400	ug/kg
Naphthalene	ND	400	ug/kg
2-Nitroaniline	ND	2000	ug/kg
3-Nitroaniline	ND	2000	ug/kg
4-Nitroaniline	ND	2000	ug/kg
Nitrobenzene	ND	400	ug/kg
2-Nitrophenol	ND	400	ug/kg
4-Nitrophenol	ND	2000	ug/kg
N-Nitrosodi-n-propyl-amine	ND	400	ug/kg
N-Nitrosodiphenylamine	ND	400	ug/kg
2,2'-oxybis (1-Chloropropane)	ND	400	ug/kg
Pentachlorophenol	ND	400	ug/kg
Phenanthrene	ND	400	ug/kg
Phenol	ND	400	ug/kg
Pyrene	ND	400	ug/kg
2,4,5-Trichloro-phenol	ND	400	ug/kg
2,4,6-Trichloro-phenol	ND	400	ug/kg

(Continued on next page)

Conestoga-Rovers & Associates, Inc.

Client Sample ID: S-017324-111808-JP-030

GC/MS Semivolatiles

Lot-Sample #...: A8K190285-022 **Work Order #...:** K29PH1AD **Matrix.....:** SO

SURROGATE	PERCENT RECOVERY	RECOVERY LIMITS
Nitrobenzene-d5	54	(24 - 112)
2-Fluorobiphenyl	53	(34 - 110)
Terphenyl-d14	78	(41 - 119)
Phenol-d5	59	(28 - 110)
2-Fluorophenol	65	(26 - 110)
2,4,6-Tribromophenol	55	(10 - 118)

NOTE(S):

Results and reporting limits have been adjusted for dry weight.

Conestoga-Rovers & Associates, Inc.

Client Sample ID: S-017324-111808-JP-030

GC Semivolatiles

Lot-Sample #...: A8K190285-022 **Work Order #...:** K29PH1AE **Matrix.....:** SO
Date Sampled...: 11/18/08 15:35 **Date Received..:** 11/19/08
Prep Date.....: 11/22/08 **Analysis Date..:** 11/27/08
Prep Batch #...: 8326343
Dilution Factor: 1
% Moisture.....: 18 **Method.....:** SW846 8082

PARAMETER	RESULT	REPORTING LIMIT	UNITS
Aroclor 1016	ND	40	ug/kg
Aroclor 1221	ND	40	ug/kg
Aroclor 1232	ND	40	ug/kg
Aroclor 1242	ND	40	ug/kg
Aroclor 1248	ND	40	ug/kg
Aroclor 1254	ND	40	ug/kg
Aroclor 1260	ND	40	ug/kg

SURROGATE	PERCENT RECOVERY	RECOVERY LIMITS
Tetrachloro-m-xylene	92	(10 - 196)
Decachlorobiphenyl	89	(10 - 199)

NOTE(S):

Results and reporting limits have been adjusted for dry weight.

Conestoga-Rovers & Associates, Inc.

Client Sample ID: S-017324-111808-JP-030

TOTAL Metals

Lot-Sample #...: A8K190285-022 **Matrix.....:** SO
Date Sampled...: 11/18/08 15:35 **Date Received..:** 11/19/08
% Moisture.....: 18

PARAMETER	RESULT	REPORTING LIMIT	UNITS	METHOD	PREPARATION-ANALYSIS DATE	WORK ORDER #
Prep Batch #...: 8325023						
Aluminum	**8690**	**24.5**	**mg/kg**	**SW846 6010B**	**11/20-11/25/08**	**K29PH1AF**
		Dilution Factor: 1				
Arsenic	**9.6**	**1.2**	**mg/kg**	**SW846 6010B**	**11/20-11/25/08**	**K29PH1AW**
		Dilution Factor: 1				
Lead	**179**	**0.37**	**mg/kg**	**SW846 6010B**	**11/20-11/25/08**	**K29PH1AX**
		Dilution Factor: 1				
Antimony	ND	7.4	mg/kg	SW846 6010B	11/20-11/25/08	K29PH1AG
		Dilution Factor: 1				
Selenium	ND	0.61	mg/kg	SW846 6010B	11/20-11/25/08	K29PH1A0
		Dilution Factor: 1				
Thallium	ND	1.2	mg/kg	SW846 6010B	11/20-11/25/08	K29PH1A1
		Dilution Factor: 1				
Cadmium	ND	0.61	mg/kg	SW846 6010B	11/20-11/25/08	K29PH1AH
		Dilution Factor: 1				
Chromium	**15.1**	**1.2**	**mg/kg**	**SW846 6010B**	**11/20-11/25/08**	**K29PH1AJ**
		Dilution Factor: 1				
Cobalt	**8.3**	**6.1**	**mg/kg**	**SW846 6010B**	**11/20-11/25/08**	**K29PH1AK**
		Dilution Factor: 1				
Copper	**33.5**	**3.1**	**mg/kg**	**SW846 6010B**	**11/20-11/25/08**	**K29PH1AL**
		Dilution Factor: 1				
Iron	**17800**	**12.3**	**mg/kg**	**SW846 6010B**	**11/20-11/25/08**	**K29PH1AM**
		Dilution Factor: 1				
Manganese	**430**	**1.8**	**mg/kg**	**SW846 6010B**	**11/20-11/25/08**	**K29PH1AN**
		Dilution Factor: 1				
Nickel	**21.2**	**4.9**	**mg/kg**	**SW846 6010B**	**11/20-11/25/08**	**K29PH1AP**
		Dilution Factor: 1				
Potassium	**1050**	**613**	**mg/kg**	**SW846 6010B**	**11/20-11/25/08**	**K29PH1AQ**
		Dilution Factor: 1				

(Continued on next page)

Conestoga-Rovers & Associates, Inc.

Client Sample ID: S-017324-111808-JP-030

TOTAL Metals

Lot-Sample #...: A8K190285-022 **Matrix.....:** SO

PARAMETER	RESULT	REPORTING LIMIT	UNITS	METHOD	PREPARATION-ANALYSIS DATE	WORK ORDER #
Silver	ND	1.2	mg/kg	SW846 6010B	11/20-11/25/08	K29PH1AR
		Dilution Factor: 1				
Sodium	ND	613	mg/kg	SW846 6010B	11/20-11/25/08	K29PH1AT
		Dilution Factor: 1				
Vanadium	**23.5**	**6.1**	**mg/kg**	**SW846 6010B**	**11/20-11/25/08**	**K29PH1AU**
		Dilution Factor: 1				
Zinc	**194**	**2.5**	**mg/kg**	**SW846 6010B**	**11/20-11/25/08**	**K29PH1AV**
		Dilution Factor: 1				
Mercury	**0.28**	**0.12**	**mg/kg**	**SW846 7471A**	**11/20-11/21/08**	**K29PH1AA**
		Dilution Factor: 1				

NOTE(S):

Results and reporting limits have been adjusted for dry weight.

Conestoga-Rovers & Associates, Inc.

Client Sample ID: S-017324-111808-JP-030

General Chemistry

Lot-Sample #...: A8K190285-022 **Work Order #...:** K29PH **Matrix.....:** SO
Date Sampled...: 11/18/08 15:35 **Date Received..:** 11/19/08
% Moisture.....: 18

PARAMETER	RESULT	RL	UNITS	METHOD	PREPARATION-ANALYSIS DATE	PREP BATCH #
Percent Solids	**81.6**	**10.0**	**%**	**MCAWW 160.3 MOD**	**11/21-11/24/08**	**8326382**

Dilution Factor: 1

Conestoga-Rovers & Associates, Inc.

Client Sample ID: S-017324-111908-JP-031

GC/MS Volatiles

Lot-Sample #...: A8K200287-001 **Work Order #...:** K3DJ51AA **Matrix.....:** SO
Date Sampled...: 11/19/08 10:20 **Date Received..:** 11/20/08
Prep Date.....: 12/01/08 **Analysis Date..:** 12/01/08
Prep Batch #...: 8337379
Dilution Factor: 0.8
% Moisture.....: 23 **Method.....:** SW846 8260B

PARAMETER	RESULT	REPORTING LIMIT	UNITS
Acetone	ND	21	ug/kg
Benzene	ND	5.2	ug/kg
Bromodichloromethane	ND	5.2	ug/kg
Bromoform	ND	5.2	ug/kg
Bromomethane	ND	5.2	ug/kg
2-Butanone	ND	21	ug/kg
Carbon disulfide	ND	5.2	ug/kg
Carbon tetrachloride	ND	5.2	ug/kg
Chlorobenzene	ND	5.2	ug/kg
Dibromochloromethane	ND	5.2	ug/kg
1,2-Dibromo-3-chloro-propane	ND	10	ug/kg
Chloroethane	ND	5.2	ug/kg
Chloroform	ND	5.2	ug/kg
Chloromethane	ND	5.2	ug/kg
Cyclohexane	ND	10	ug/kg
1,2-Dibromoethane	ND	5.2	ug/kg
1,2-Dichlorobenzene	ND	5.2	ug/kg
1,3-Dichlorobenzene	ND	5.2	ug/kg
1,4-Dichlorobenzene	ND	5.2	ug/kg
Dichlorodifluoromethane	ND	5.2	ug/kg
1,1-Dichloroethane	ND	5.2	ug/kg
1,2-Dichloroethane	ND	5.2	ug/kg
1,1-Dichloroethene	ND	5.2	ug/kg
cis-1,2-Dichloroethene	ND	5.2	ug/kg
trans-1,2-Dichloroethene	ND	5.2	ug/kg
1,2-Dichloropropane	ND	5.2	ug/kg
cis-1,3-Dichloropropene	ND	5.2	ug/kg
trans-1,3-Dichloropropene	ND	5.2	ug/kg
Ethylbenzene	ND	5.2	ug/kg
Trichlorofluoromethane	ND	5.2	ug/kg
2-Hexanone	ND	21	ug/kg
Isopropylbenzene	ND	5.2	ug/kg
Methyl acetate	ND	10	ug/kg
Methylcyclohexane	ND	10	ug/kg
Methylene chloride	ND	5.2	ug/kg
4-Methyl-2-pentanone	ND	21	ug/kg
Styrene	ND	5.2	ug/kg

(Continued on next page)

Conestoga-Rovers & Associates, Inc.

Client Sample ID: S-017324-111908-JP-031

GC/MS Volatiles

Lot-Sample #...: A8K200287-001 **Work Order #...:** K3DJ51AA **Matrix.....:** SO

PARAMETER	RESULT	REPORTING LIMIT	UNITS
1,1,2,2-Tetrachloroethane	ND	5.2	ug/kg
Tetrachloroethene	ND	5.2	ug/kg
Toluene	ND	5.2	ug/kg
1,2,4-Trichloro-benzene	ND	5.2	ug/kg
1,1,1-Trichloroethane	ND	5.2	ug/kg
1,1,2-Trichloroethane	ND	5.2	ug/kg
Trichloroethene	ND	5.2	ug/kg
1,1,2-Trichloro-1,2,2-trifluoroethane	ND	5.2	ug/kg
Vinyl chloride	ND	5.2	ug/kg
Xylenes (total)	ND	10	ug/kg
Methyl tert-butyl ether	ND	21	ug/kg

SURROGATE	PERCENT RECOVERY	RECOVERY LIMITS
Dibromofluoromethane	91	(59 - 138)
1,2-Dichloroethane-d4	106	(61 - 130)
Toluene-d8	77	(60 - 143)
4-Bromofluorobenzene	89	(47 - 158)

NOTE(S):

Results and reporting limits have been adjusted for dry weight.

Conestoga-Rovers & Associates, Inc.

Client Sample ID: S-017324-111908-JP-031

General Chemistry

Lot-Sample #...: A8K200287-001 **Work Order #...:** K3DJ5 **Matrix.....:** SO
Date Sampled...: 11/19/08 10:20 **Date Received..:** 11/20/08
% Moisture.....: 23

PARAMETER	RESULT	RL	UNITS	METHOD	PREPARATION-ANALYSIS DATE	PREP BATCH #
Percent Solids	**76.9**	**10.0**	**%**	**MCAWW 160.3 MOD**	**11/25-11/26/08**	**8330499**

Dilution Factor: 1

Conestoga-Rovers & Associates, Inc.

Client Sample ID: S-017324-111908-JP-032

GC/MS Semivolatiles

Lot-Sample #...: A8K200287-002 **Work Order #...:** K3DK11AA **Matrix.....:** SO
Date Sampled...: 11/19/08 10:38 **Date Received..:** 11/20/08
Prep Date.....: 11/24/08 **Analysis Date..:** 11/26/08
Prep Batch #...: 8329404
Dilution Factor: 1
% Moisture.....: 20 **Method.....:** SW846 8270C

PARAMETER	RESULT	REPORTING LIMIT	UNITS
Acenaphthene	ND	410	ug/kg
Acenaphthylene	ND	410	ug/kg
Acetophenone	ND	83	ug/kg
Anthracene	ND	410	ug/kg
Atrazine	ND	410	ug/kg
Benzo(a)anthracene	ND	410	ug/kg
Benzo(a)pyrene	ND	410	ug/kg
Benzo(b)fluoranthene	ND	410	ug/kg
Benzo(ghi)perylene	ND	410	ug/kg
Benzo(k)fluoranthene	ND	410	ug/kg
Benzaldehyde	ND	410	ug/kg
1,1'-Biphenyl	ND	410	ug/kg
bis(2-Chloroethoxy) methane	ND	410	ug/kg
bis(2-Chloroethyl)-ether	ND	410	ug/kg
bis(2-Ethylhexyl) phthalate	ND	410	ug/kg
4-Bromophenyl phenyl ether	ND	410	ug/kg
Butyl benzyl phthalate	ND	410	ug/kg
Caprolactam	ND	410	ug/kg
Carbazole	ND	410	ug/kg
4-Chloroaniline	ND	410	ug/kg
4-Chloro-3-methylphenol	ND	410	ug/kg
2-Chloronaphthalene	ND	410	ug/kg
2-Chlorophenol	ND	410	ug/kg
4-Chlorophenyl phenyl ether	ND	410	ug/kg
Chrysene	ND	410	ug/kg
Dibenz(a,h)anthracene	ND	410	ug/kg
Dibenzofuran	ND	410	ug/kg
3,3'-Dichlorobenzidine	ND	2000	ug/kg
2,4-Dichlorophenol	ND	410	ug/kg
Diethyl phthalate	ND	410	ug/kg
2,4-Dimethylphenol	ND	410	ug/kg
Dimethyl phthalate	ND	410	ug/kg
Di-n-butyl phthalate	ND	410	ug/kg

(Continued on next page)

Conestoga-Rovers & Associates, Inc.

Client Sample ID: S-017324-111908-JP-032

GC/MS Semivolatiles

Lot-Sample #...: A8K200287-002 **Work Order #...:** K3DK11AA **Matrix.....:** SO

PARAMETER	RESULT	REPORTING LIMIT	UNITS
4,6-Dinitro-2-methylphenol	ND	2000	ug/kg
2,4-Dinitrophenol	ND	2000	ug/kg
2,4-Dinitrotoluene	ND	410	ug/kg
2,6-Dinitrotoluene	ND	410	ug/kg
Di-n-octyl phthalate	ND	410	ug/kg
Fluoranthene	ND	410	ug/kg
Fluorene	ND	410	ug/kg
Hexachlorobenzene	ND	410	ug/kg
Hexachlorobutadiene	ND	410	ug/kg
Hexachlorocyclopenta-diene	ND	2000	ug/kg
Hexachloroethane	ND	410	ug/kg
Indeno(1,2,3-cd)pyrene	ND	410	ug/kg
Isophorone	ND	410	ug/kg
2-Methylnaphthalene	ND	410	ug/kg
2-Methylphenol	ND	410	ug/kg
4-Methylphenol	ND	410	ug/kg
Naphthalene	ND	410	ug/kg
2-Nitroaniline	ND	2000	ug/kg
3-Nitroaniline	ND	2000	ug/kg
4-Nitroaniline	ND	2000	ug/kg
Nitrobenzene	ND	410	ug/kg
2-Nitrophenol	ND	410	ug/kg
4-Nitrophenol	ND	2000	ug/kg
N-Nitrosodi-n-propyl-amine	ND	410	ug/kg
N-Nitrosodiphenylamine	ND	410	ug/kg
2,2'-oxybis (1-Chloropropane)	ND	410	ug/kg
Pentachlorophenol	ND	410	ug/kg
Phenanthrene	ND	410	ug/kg
Phenol	ND	410	ug/kg
Pyrene	ND	410	ug/kg
2,4,5-Trichloro-phenol	ND	410	ug/kg
2,4,6-Trichloro-phenol	ND	410	ug/kg

(Continued on next page)

Conestoga-Rovers & Associates, Inc.

Client Sample ID: S-017324-111908-JP-032

GC/MS Semivolatiles

Lot-Sample #...: A8K200287-002 **Work Order #...:** K3DK11AA **Matrix.....:** SO

SURROGATE	PERCENT RECOVERY	RECOVERY LIMITS
Nitrobenzene-d5	59	(24 - 112)
2-Fluorobiphenyl	59	(34 - 110)
Terphenyl-d14	81	(41 - 119)
Phenol-d5	66	(28 - 110)
2-Fluorophenol	69	(26 - 110)
2,4,6-Tribromophenol	68	(10 - 118)

NOTE(S):

Results and reporting limits have been adjusted for dry weight.

Conestoga-Rovers & Associates, Inc.

Client Sample ID: S-017324-111908-JP-032

GC Semivolatiles

Lot-Sample #...: A8K200287-002 **Work Order #...:** K3DK11AE **Matrix.....:** SO
Date Sampled...: 11/19/08 10:38 **Date Received..:** 11/20/08
Prep Date.....: 11/22/08 **Analysis Date..:** 12/01/08
Prep Batch #...: 8326344
Dilution Factor: 1
% Moisture.....: 20 **Method.....:** SW846 8082

PARAMETER	RESULT	REPORTING LIMIT	UNITS
Aroclor 1016	ND	41	ug/kg
Aroclor 1221	ND	41	ug/kg
Aroclor 1232	ND	41	ug/kg
Aroclor 1242	ND	41	ug/kg
Aroclor 1248	ND	41	ug/kg
Aroclor 1254	ND	41	ug/kg
Aroclor 1260	ND	41	ug/kg

SURROGATE	PERCENT RECOVERY	RECOVERY LIMITS
Tetrachloro-m-xylene	73	(10 - 196)
Decachlorobiphenyl	65	(10 - 199)

NOTE(S):

Results and reporting limits have been adjusted for dry weight.

Conestoga-Rovers & Associates, Inc.

Client Sample ID: S-017324-111908-JP-032

TOTAL Metals

Lot-Sample #...: A8K200287-002 **Matrix.....:** SO
Date Sampled...: 11/19/08 10:38 **Date Received..:** 11/20/08
% Moisture.....: 20

PARAMETER	RESULT	REPORTING LIMIT	UNITS	METHOD	PREPARATION-ANALYSIS DATE	WORK ORDER #
Prep Batch #...: 8326023						
Aluminum	**10400**	**25.0**	**mg/kg**	**SW846 6010B**	**11/21-11/24/08**	**K3DK11AH**
		Dilution Factor: 1				
Arsenic	**7.5**	**1.2**	**mg/kg**	**SW846 6010B**	**11/21-11/24/08**	**K3DK11CW**
		Dilution Factor: 1				
Lead	**15.9**	**0.37**	**mg/kg**	**SW846 6010B**	**11/21-11/24/08**	**K3DK11C1**
		Dilution Factor: 1				
Antimony	ND	7.5	mg/kg	SW846 6010B	11/21-11/24/08	K3DK11AL
		Dilution Factor: 1				
Selenium	ND	0.62	mg/kg	SW846 6010B	11/21-11/24/08	K3DK11C4
		Dilution Factor: 1				
Thallium	ND	1.2	mg/kg	SW846 6010B	11/21-11/24/08	K3DK11C7
		Dilution Factor: 1				
Cadmium	ND	0.62	mg/kg	SW846 6010B	11/21-11/24/08	K3DK11AP
		Dilution Factor: 1				
Chromium	**13.9**	**1.2**	**mg/kg**	**SW846 6010B**	**11/21-11/24/08**	**K3DK11AT**
		Dilution Factor: 1				
Cobalt	**9.1**	**6.2**	**mg/kg**	**SW846 6010B**	**11/21-11/24/08**	**K3DK11AW**
		Dilution Factor: 1				
Copper	**15.9**	**3.1**	**mg/kg**	**SW846 6010B**	**11/21-11/24/08**	**K3DK11A1**
		Dilution Factor: 1				
Iron	**17300**	**12.5**	**mg/kg**	**SW846 6010B**	**11/21-11/24/08**	**K3DK11A4**
		Dilution Factor: 1				
Manganese	**522**	**1.9**	**mg/kg**	**SW846 6010B**	**11/21-11/24/08**	**K3DK11A7**
		Dilution Factor: 1				
Nickel	**16.7**	**5.0**	**mg/kg**	**SW846 6010B**	**11/21-11/24/08**	**K3DK11CA**
		Dilution Factor: 1				
Potassium	**1130**	**624**	**mg/kg**	**SW846 6010B**	**11/21-11/24/08**	**K3DK11CE**
		Dilution Factor: 1				

(Continued on next page)

Conestoga-Rovers & Associates, Inc.

Client Sample ID: S-017324-111908-JP-032

TOTAL Metals

Lot-Sample #...: A8K200287-002 **Matrix.....:** SO

PARAMETER	RESULT	REPORTING LIMIT	UNITS	METHOD	PREPARATION-ANALYSIS DATE	WORK ORDER #
Silver	ND	1.2	mg/kg	SW846 6010B	11/21-11/24/08	K3DK11CH
		Dilution Factor: 1				
Sodium	ND	624	mg/kg	SW846 6010B	11/21-11/24/08	K3DK11CL
		Dilution Factor: 1				
Vanadium	**25.6**	**6.2**	**mg/kg**	**SW846 6010B**	**11/21-11/24/08**	**K3DK11CP**
		Dilution Factor: 1				
Zinc	**55.3**	**2.5**	**mg/kg**	**SW846 6010B**	**11/21-11/24/08**	**K3DK11CT**
		Dilution Factor: 1				
Mercury	ND	0.12	mg/kg	SW846 7471A	11/21/08	K3DK11DA
		Dilution Factor: 1				

NOTE(S):

Results and reporting limits have been adjusted for dry weight.

Conestoga-Rovers & Associates, Inc.

Client Sample ID: S-017324-111908-JP-032

General Chemistry

Lot-Sample #...: A8K200287-002 **Work Order #...:** K3DK1 **Matrix.....:** SO
Date Sampled...: 11/19/08 10:38 **Date Received..:** 11/20/08
% Moisture.....: 20

PARAMETER	RESULT	RL	UNITS	METHOD	PREPARATION-ANALYSIS DATE	PREP BATCH #
Percent Solids	**80.1**	**10.0**	**%**	**MCAWW 160.3 MOD**	**11/25-11/26/08**	**8330499**

Dilution Factor: 1

Conestoga-Rovers & Associates, Inc.

Client Sample ID: S-017324-111908-JP-033

GC/MS Volatiles

Lot-Sample #...: A8K200287-003 **Work Order #...:** K3DLG1AA **Matrix.....:** SO
Date Sampled...: 11/19/08 11:05 **Date Received..:** 11/20/08
Prep Date.....: 12/01/08 **Analysis Date..:** 12/01/08
Prep Batch #...: 8337379
Dilution Factor: 0.81
% Moisture.....: 18 **Method.....:** SW846 8260B

PARAMETER	RESULT	REPORTING LIMIT	UNITS
Acetone	ND	20	ug/kg
Benzene	ND	4.9	ug/kg
Bromodichloromethane	ND	4.9	ug/kg
Bromoform	ND	4.9	ug/kg
Bromomethane	ND	4.9	ug/kg
2-Butanone	ND	20	ug/kg
Carbon disulfide	ND	4.9	ug/kg
Carbon tetrachloride	ND	4.9	ug/kg
Chlorobenzene	ND	4.9	ug/kg
Dibromochloromethane	ND	4.9	ug/kg
1,2-Dibromo-3-chloro-propane	ND	9.9	ug/kg
Chloroethane	ND	4.9	ug/kg
Chloroform	ND	4.9	ug/kg
Chloromethane	ND	4.9	ug/kg
Cyclohexane	ND	9.9	ug/kg
1,2-Dibromoethane	ND	4.9	ug/kg
1,2-Dichlorobenzene	ND	4.9	ug/kg
1,3-Dichlorobenzene	ND	4.9	ug/kg
1,4-Dichlorobenzene	ND	4.9	ug/kg
Dichlorodifluoromethane	ND	4.9	ug/kg
1,1-Dichloroethane	ND	4.9	ug/kg
1,2-Dichloroethane	ND	4.9	ug/kg
1,1-Dichloroethene	ND	4.9	ug/kg
cis-1,2-Dichloroethene	ND	4.9	ug/kg
trans-1,2-Dichloroethene	ND	4.9	ug/kg
1,2-Dichloropropane	ND	4.9	ug/kg
cis-1,3-Dichloropropene	ND	4.9	ug/kg
trans-1,3-Dichloropropene	ND	4.9	ug/kg
Ethylbenzene	ND	4.9	ug/kg
Trichlorofluoromethane	ND	4.9	ug/kg
2-Hexanone	ND	20	ug/kg
Isopropylbenzene	ND	4.9	ug/kg
Methyl acetate	ND	9.9	ug/kg
Methylcyclohexane	ND	9.9	ug/kg
Methylene chloride	ND	4.9	ug/kg
4-Methyl-2-pentanone	ND	20	ug/kg
Styrene	ND	4.9	ug/kg

(Continued on next page)

Conestoga-Rovers & Associates, Inc.

Client Sample ID: S-017324-111908-JP-033

GC/MS Volatiles

Lot-Sample #...: A8K200287-003 **Work Order #...:** K3DLG1AA **Matrix.....:** SO

PARAMETER	RESULT	REPORTING LIMIT	UNITS
1,1,2,2-Tetrachloroethane	ND	4.9	ug/kg
Tetrachloroethene	ND	4.9	ug/kg
Toluene	ND	4.9	ug/kg
1,2,4-Trichloro-benzene	ND	4.9	ug/kg
1,1,1-Trichloroethane	ND	4.9	ug/kg
1,1,2-Trichloroethane	ND	4.9	ug/kg
Trichloroethene	ND	4.9	ug/kg
1,1,2-Trichloro-1,2,2-trifluoroethane	ND	4.9	ug/kg
Vinyl chloride	ND	4.9	ug/kg
Xylenes (total)	ND	9.9	ug/kg
Methyl tert-butyl ether	ND	20	ug/kg

SURROGATE	PERCENT RECOVERY	RECOVERY LIMITS
Dibromofluoromethane	92	(59 - 138)
1,2-Dichloroethane-d4	107	(61 - 130)
Toluene-d8	77	(60 - 143)
4-Bromofluorobenzene	90	(47 - 158)

NOTE(S):

Results and reporting limits have been adjusted for dry weight.

Conestoga-Rovers & Associates, Inc.

Client Sample ID: S-017324-111908-JP-033

General Chemistry

Lot-Sample #...: A8K200287-003 **Work Order #...:** K3DLG **Matrix.....:** SO
Date Sampled...: 11/19/08 11:05 **Date Received..:** 11/20/08
% Moisture.....: 18

PARAMETER	RESULT	RL	UNITS	METHOD	PREPARATION-ANALYSIS DATE	PREP BATCH #
Percent Solids	**82.0**	**10.0**	**%**	**MCAWW 160.3 MOD**	**11/25-11/26/08**	**8330499**

Dilution Factor: 1

Conestoga-Rovers & Associates, Inc.

Client Sample ID: S-017324-111908-JP-034

GC/MS Semivolatiles

Lot-Sample #...: A8K200287-004 **Work Order #...:** K3DL41AA **Matrix.....:** SO
Date Sampled...: 11/19/08 11:38 **Date Received..:** 11/20/08
Prep Date.....: 11/24/08 **Analysis Date..:** 11/26/08
Prep Batch #...: 8329404
Dilution Factor: 1
% Moisture.....: 19 **Method.....:** SW846 8270C

PARAMETER	RESULT	REPORTING LIMIT	UNITS
Acenaphthene	ND	410	ug/kg
Acenaphthylene	ND	410	ug/kg
Acetophenone	ND	82	ug/kg
Anthracene	ND	410	ug/kg
Atrazine	ND	410	ug/kg
Benzo(a)anthracene	ND	410	ug/kg
Benzo(a)pyrene	ND	410	ug/kg
Benzo(b)fluoranthene	ND	410	ug/kg
Benzo(ghi)perylene	ND	410	ug/kg
Benzo(k)fluoranthene	ND	410	ug/kg
Benzaldehyde	ND	410	ug/kg
1,1'-Biphenyl	ND	410	ug/kg
bis(2-Chloroethoxy) methane	ND	410	ug/kg
bis(2-Chloroethyl)-ether	ND	410	ug/kg
bis(2-Ethylhexyl) phthalate	ND	410	ug/kg
4-Bromophenyl phenyl ether	ND	410	ug/kg
Butyl benzyl phthalate	ND	410	ug/kg
Caprolactam	ND	410	ug/kg
Carbazole	ND	410	ug/kg
4-Chloroaniline	ND	410	ug/kg
4-Chloro-3-methylphenol	ND	410	ug/kg
2-Chloronaphthalene	ND	410	ug/kg
2-Chlorophenol	ND	410	ug/kg
4-Chlorophenyl phenyl ether	ND	410	ug/kg
Chrysene	ND	410	ug/kg
Dibenz(a,h)anthracene	ND	410	ug/kg
Dibenzofuran	ND	410	ug/kg
3,3'-Dichlorobenzidine	ND	2000	ug/kg
2,4-Dichlorophenol	ND	410	ug/kg
Diethyl phthalate	ND	410	ug/kg
2,4-Dimethylphenol	ND	410	ug/kg
Dimethyl phthalate	ND	410	ug/kg
Di-n-butyl phthalate	ND	410	ug/kg

(Continued on next page)

Conestoga-Rovers & Associates, Inc.

Client Sample ID: S-017324-111908-JP-034

GC/MS Semivolatiles

Lot-Sample #...: A8K200287-004 **Work Order #...:** K3DL41AA **Matrix.....:** SO

PARAMETER	RESULT	REPORTING LIMIT	UNITS
4,6-Dinitro-2-methylphenol	ND	2000	ug/kg
2,4-Dinitrophenol	ND	2000	ug/kg
2,4-Dinitrotoluene	ND	410	ug/kg
2,6-Dinitrotoluene	ND	410	ug/kg
Di-n-octyl phthalate	ND	410	ug/kg
Fluoranthene	ND	410	ug/kg
Fluorene	ND	410	ug/kg
Hexachlorobenzene	ND	410	ug/kg
Hexachlorobutadiene	ND	410	ug/kg
Hexachlorocyclopenta-diene	ND	2000	ug/kg
Hexachloroethane	ND	410	ug/kg
Indeno(1,2,3-cd)pyrene	ND	410	ug/kg
Isophorone	ND	410	ug/kg
2-Methylnaphthalene	ND	410	ug/kg
2-Methylphenol	ND	410	ug/kg
4-Methylphenol	ND	410	ug/kg
Naphthalene	ND	410	ug/kg
2-Nitroaniline	ND	2000	ug/kg
3-Nitroaniline	ND	2000	ug/kg
4-Nitroaniline	ND	2000	ug/kg
Nitrobenzene	ND	410	ug/kg
2-Nitrophenol	ND	410	ug/kg
4-Nitrophenol	ND	2000	ug/kg
N-Nitrosodi-n-propyl-amine	ND	410	ug/kg
N-Nitrosodiphenylamine	ND	410	ug/kg
2,2'-oxybis (1-Chloropropane)	ND	410	ug/kg
Pentachlorophenol	ND	410	ug/kg
Phenanthrene	ND	410	ug/kg
Phenol	ND	410	ug/kg
Pyrene	ND	410	ug/kg
2,4,5-Trichloro-phenol	ND	410	ug/kg
2,4,6-Trichloro-phenol	ND	410	ug/kg

(Continued on next page)

Conestoga-Rovers & Associates, Inc.

Client Sample ID: S-017324-111908-JP-034

GC/MS Semivolatiles

Lot-Sample #...: A8K200287-004 **Work Order #...:** K3DL41AA **Matrix.....:** SO

SURROGATE	PERCENT RECOVERY	RECOVERY LIMITS
Nitrobenzene-d5	47	(24 - 112)
2-Fluorobiphenyl	50	(34 - 110)
Terphenyl-d14	78	(41 - 119)
Phenol-d5	54	(28 - 110)
2-Fluorophenol	57	(26 - 110)
2,4,6-Tribromophenol	73	(10 - 118)

NOTE(S):

Results and reporting limits have been adjusted for dry weight.

Conestoga-Rovers & Associates, Inc.

Client Sample ID: S-017324-111908-JP-034

GC Semivolatiles

Lot-Sample #...: A8K200287-004 **Work Order #...:** K3DL41AC **Matrix.....:** SO
Date Sampled...: 11/19/08 11:38 **Date Received..:** 11/20/08
Prep Date.....: 11/22/08 **Analysis Date..:** 12/01/08
Prep Batch #...: 8326344
Dilution Factor: 1
% Moisture.....: 19 **Method.....:** SW846 8082

PARAMETER	RESULT	REPORTING LIMIT	UNITS
Aroclor 1016	ND	41	ug/kg
Aroclor 1221	ND	41	ug/kg
Aroclor 1232	ND	41	ug/kg
Aroclor 1242	ND	41	ug/kg
Aroclor 1248	ND	41	ug/kg
Aroclor 1254	ND	41	ug/kg
Aroclor 1260	ND	41	ug/kg

SURROGATE	PERCENT RECOVERY	RECOVERY LIMITS
Tetrachloro-m-xylene	86	(10 - 196)
Decachlorobiphenyl	86	(10 - 199)

NOTE(S):

Results and reporting limits have been adjusted for dry weight.

Conestoga-Rovers & Associates, Inc.

Client Sample ID: S-017324-111908-JP-034

TOTAL Metals

Lot-Sample #...: A8K200287-004 **Matrix.....:** SO
Date Sampled...: 11/19/08 11:38 **Date Received..:** 11/20/08
% Moisture.....: 19

PARAMETER	RESULT	REPORTING LIMIT	UNITS	METHOD	PREPARATION-ANALYSIS DATE	WORK ORDER #
Prep Batch #...: 8326023						
Aluminum	**13100**	**24.7**	**mg/kg**	**SW846 6010B**	**11/21-11/24/08**	**K3DL41AD**
		Dilution Factor: 1				
Arsenic	**8.3**	**1.2**	**mg/kg**	**SW846 6010B**	**11/21-11/24/08**	**K3DL41AU**
		Dilution Factor: 1				
Lead	**12.8**	**0.37**	**mg/kg**	**SW846 6010B**	**11/21-11/24/08**	**K3DL41AV**
		Dilution Factor: 1				
Antimony	ND	7.4	mg/kg	SW846 6010B	11/21-11/24/08	K3DL41AE
		Dilution Factor: 1				
Selenium	ND	0.62	mg/kg	SW846 6010B	11/21-11/24/08	K3DL41AW
		Dilution Factor: 1				
Thallium	ND	1.2	mg/kg	SW846 6010B	11/21-11/24/08	K3DL41AX
		Dilution Factor: 1				
Cadmium	ND	0.62	mg/kg	SW846 6010B	11/21-11/24/08	K3DL41AF
		Dilution Factor: 1				
Chromium	**15.9**	**1.2**	**mg/kg**	**SW846 6010B**	**11/21-11/24/08**	**K3DL41AG**
		Dilution Factor: 1				
Cobalt	**7.3**	**6.2**	**mg/kg**	**SW846 6010B**	**11/21-11/24/08**	**K3DL41AH**
		Dilution Factor: 1				
Copper	**13.0**	**3.1**	**mg/kg**	**SW846 6010B**	**11/21-11/24/08**	**K3DL41AJ**
		Dilution Factor: 1				
Iron	**19400**	**12.3**	**mg/kg**	**SW846 6010B**	**11/21-11/24/08**	**K3DL41AK**
		Dilution Factor: 1				
Manganese	**370**	**1.9**	**mg/kg**	**SW846 6010B**	**11/21-11/24/08**	**K3DL41AL**
		Dilution Factor: 1				
Nickel	**12.3**	**4.9**	**mg/kg**	**SW846 6010B**	**11/21-11/24/08**	**K3DL41AM**
		Dilution Factor: 1				
Potassium	**1130**	**617**	**mg/kg**	**SW846 6010B**	**11/21-11/24/08**	**K3DL41AN**
		Dilution Factor: 1				

(Continued on next page)

Conestoga-Rovers & Associates, Inc.

Client Sample ID: S-017324-111908-JP-034

TOTAL Metals

Lot-Sample #...: A8K200287-004 **Matrix.....:** SO

PARAMETER	RESULT	REPORTING LIMIT	UNITS	METHOD	PREPARATION-ANALYSIS DATE	WORK ORDER #
Silver	ND	1.2	mg/kg	SW846 6010B	11/21-11/24/08	K3DL41AP
		Dilution Factor: 1				
Sodium	ND	617	mg/kg	SW846 6010B	11/21-11/24/08	K3DL41AQ
		Dilution Factor: 1				
Vanadium	**29.5**	**6.2**	**mg/kg**	**SW846 6010B**	**11/21-11/24/08**	**K3DL41AR**
		Dilution Factor: 1				
Zinc	**50.8**	**2.5**	**mg/kg**	**SW846 6010B**	**11/21-11/24/08**	**K3DL41AT**
		Dilution Factor: 1				
Mercury	ND	0.12	mg/kg	SW846 7471A	11/21/08	K3DL41A0
		Dilution Factor: 1				

NOTE(S):

Results and reporting limits have been adjusted for dry weight.

Conestoga-Rovers & Associates, Inc.

Client Sample ID: S-017324-111908-JP-034

General Chemistry

Lot-Sample #...: A8K200287-004 **Work Order #...:** K3DL4 **Matrix.....:** SO
Date Sampled...: 11/19/08 11:38 **Date Received..:** 11/20/08
% Moisture.....: 19

PARAMETER	RESULT	RL	UNITS	METHOD	PREPARATION-ANALYSIS DATE	PREP BATCH #
Percent Solids	**81.0**	**10.0**	**%**	**MCAWW 160.3 MOD**	**11/25-11/26/08**	**8330499**

Dilution Factor: 1

Conestoga-Rovers & Associates, Inc.

Client Sample ID: S-017324-111908-JP-035

GC/MS Volatiles

Lot-Sample #...: A8K200287-005 **Work Order #...:** K3DL71AA **Matrix.....:** SO
Date Sampled...: 11/19/08 12:05 **Date Received..:** 11/20/08
Prep Date.....: 12/01/08 **Analysis Date..:** 12/01/08
Prep Batch #...: 8337379
Dilution Factor: 0.84
% Moisture.....: 18 **Method.....:** SW846 8260B

PARAMETER	RESULT	REPORTING LIMIT	UNITS
Acetone	ND	21	ug/kg
Benzene	ND	5.1	ug/kg
Bromodichloromethane	ND	5.1	ug/kg
Bromoform	ND	5.1	ug/kg
Bromomethane	ND	5.1	ug/kg
2-Butanone	ND	21	ug/kg
Carbon disulfide	ND	5.1	ug/kg
Carbon tetrachloride	ND	5.1	ug/kg
Chlorobenzene	ND	5.1	ug/kg
Dibromochloromethane	ND	5.1	ug/kg
1,2-Dibromo-3-chloro-propane	ND	10	ug/kg
Chloroethane	ND	5.1	ug/kg
Chloroform	ND	5.1	ug/kg
Chloromethane	ND	5.1	ug/kg
Cyclohexane	ND	10	ug/kg
1,2-Dibromoethane	ND	5.1	ug/kg
1,2-Dichlorobenzene	ND	5.1	ug/kg
1,3-Dichlorobenzene	ND	5.1	ug/kg
1,4-Dichlorobenzene	ND	5.1	ug/kg
Dichlorodifluoromethane	ND	5.1	ug/kg
1,1-Dichloroethane	ND	5.1	ug/kg
1,2-Dichloroethane	ND	5.1	ug/kg
1,1-Dichloroethene	ND	5.1	ug/kg
cis-1,2-Dichloroethene	ND	5.1	ug/kg
trans-1,2-Dichloroethene	ND	5.1	ug/kg
1,2-Dichloropropane	ND	5.1	ug/kg
cis-1,3-Dichloropropene	ND	5.1	ug/kg
trans-1,3-Dichloropropene	ND	5.1	ug/kg
Ethylbenzene	ND	5.1	ug/kg
Trichlorofluoromethane	ND	5.1	ug/kg
2-Hexanone	ND	21	ug/kg
Isopropylbenzene	ND	5.1	ug/kg
Methyl acetate	ND	10	ug/kg
Methylcyclohexane	ND	10	ug/kg
Methylene chloride	**8.7**	**5.1**	**ug/kg**
4-Methyl-2-pentanone	ND	21	ug/kg
Styrene	ND	5.1	ug/kg

(Continued on next page)

Conestoga-Rovers & Associates, Inc.

Client Sample ID: S-017324-111908-JP-035

GC/MS Volatiles

Lot-Sample #...: A8K200287-005 **Work Order #...:** K3DL71AA **Matrix.....:** SO

PARAMETER	RESULT	REPORTING LIMIT	UNITS
1,1,2,2-Tetrachloroethane	ND	5.1	ug/kg
Tetrachloroethene	ND	5.1	ug/kg
Toluene	ND	5.1	ug/kg
1,2,4-Trichloro-benzene	ND	5.1	ug/kg
1,1,1-Trichloroethane	ND	5.1	ug/kg
1,1,2-Trichloroethane	ND	5.1	ug/kg
Trichloroethene	ND	5.1	ug/kg
1,1,2-Trichloro-1,2,2-trifluoroethane	ND	5.1	ug/kg
Vinyl chloride	ND	5.1	ug/kg
Xylenes (total)	ND	10	ug/kg
Methyl tert-butyl ether	ND	21	ug/kg

SURROGATE	PERCENT RECOVERY	RECOVERY LIMITS
Dibromofluoromethane	93	(59 - 138)
1,2-Dichloroethane-d4	108	(61 - 130)
Toluene-d8	76	(60 - 143)
4-Bromofluorobenzene	87	(47 - 158)

NOTE(S):

Results and reporting limits have been adjusted for dry weight.

Conestoga-Rovers & Associates, Inc.

Client Sample ID: S-017324-111908-JP-035

General Chemistry

Lot-Sample #...: A8K200287-005 **Work Order #...:** K3DL7 **Matrix.....:** SO
Date Sampled...: 11/19/08 12:05 **Date Received..:** 11/20/08
% Moisture.....: 18

PARAMETER	RESULT	RL	UNITS	METHOD	PREPARATION-ANALYSIS DATE	PREP BATCH #
Percent Solids	**81.7**	**10.0**	**%**	**MCAWW 160.3 MOD**	**11/25-11/26/08**	**8330499**

Dilution Factor: 1

Conestoga-Rovers & Associates, Inc.

Client Sample ID: S-017324-111908-JP-036

GC/MS Volatiles

Lot-Sample #...: A8K200287-006 **Work Order #...:** K3DL91AA **Matrix.....:** SO
Date Sampled...: 11/19/08 12:10 **Date Received..:** 11/20/08
Prep Date.....: 12/01/08 **Analysis Date..:** 12/01/08
Prep Batch #...: 8337379
Dilution Factor: 0.79
% Moisture.....: 19 **Method.....:** SW846 8260B

PARAMETER	RESULT	REPORTING LIMIT	UNITS
Acetone	ND	19	ug/kg
Benzene	ND	4.9	ug/kg
Bromodichloromethane	ND	4.9	ug/kg
Bromoform	ND	4.9	ug/kg
Bromomethane	ND	4.9	ug/kg
2-Butanone	ND	19	ug/kg
Carbon disulfide	ND	4.9	ug/kg
Carbon tetrachloride	ND	4.9	ug/kg
Chlorobenzene	ND	4.9	ug/kg
Dibromochloromethane	ND	4.9	ug/kg
1,2-Dibromo-3-chloro-propane	ND	9.7	ug/kg
Chloroethane	ND	4.9	ug/kg
Chloroform	ND	4.9	ug/kg
Chloromethane	ND	4.9	ug/kg
Cyclohexane	ND	9.7	ug/kg
1,2-Dibromoethane	ND	4.9	ug/kg
1,2-Dichlorobenzene	ND	4.9	ug/kg
1,3-Dichlorobenzene	ND	4.9	ug/kg
1,4-Dichlorobenzene	ND	4.9	ug/kg
Dichlorodifluoromethane	ND	4.9	ug/kg
1,1-Dichloroethane	ND	4.9	ug/kg
1,2-Dichloroethane	ND	4.9	ug/kg
1,1-Dichloroethene	ND	4.9	ug/kg
cis-1,2-Dichloroethene	ND	4.9	ug/kg
trans-1,2-Dichloroethene	ND	4.9	ug/kg
1,2-Dichloropropane	ND	4.9	ug/kg
cis-1,3-Dichloropropene	ND	4.9	ug/kg
trans-1,3-Dichloropropene	ND	4.9	ug/kg
Ethylbenzene	ND	4.9	ug/kg
Trichlorofluoromethane	ND	4.9	ug/kg
2-Hexanone	ND	19	ug/kg
Isopropylbenzene	ND	4.9	ug/kg
Methyl acetate	ND	9.7	ug/kg
Methylcyclohexane	ND	9.7	ug/kg
Methylene chloride	**8.9**	**4.9**	**ug/kg**
4-Methyl-2-pentanone	ND	19	ug/kg
Styrene	ND	4.9	ug/kg

(Continued on next page)

Conestoga-Rovers & Associates, Inc.

Client Sample ID: S-017324-111908-JP-036

GC/MS Volatiles

Lot-Sample #...: A8K200287-006 **Work Order #...:** K3DL91AA **Matrix.....:** SO

PARAMETER	RESULT	REPORTING LIMIT	UNITS
1,1,2,2-Tetrachloroethane	ND	4.9	ug/kg
Tetrachloroethene	ND	4.9	ug/kg
Toluene	ND	4.9	ug/kg
1,2,4-Trichloro-benzene	ND	4.9	ug/kg
1,1,1-Trichloroethane	ND	4.9	ug/kg
1,1,2-Trichloroethane	ND	4.9	ug/kg
Trichloroethene	ND	4.9	ug/kg
1,1,2-Trichloro-1,2,2-trifluoroethane	ND	4.9	ug/kg
Vinyl chloride	ND	4.9	ug/kg
Xylenes (total)	ND	9.7	ug/kg
Methyl tert-butyl ether	ND	19	ug/kg

SURROGATE	PERCENT RECOVERY	RECOVERY LIMITS
Dibromofluoromethane	91	(59 - 138)
1,2-Dichloroethane-d4	107	(61 - 130)
Toluene-d8	78	(60 - 143)
4-Bromofluorobenzene	96	(47 - 158)

NOTE(S):

Results and reporting limits have been adjusted for dry weight.

Conestoga-Rovers & Associates, Inc.

Client Sample ID: S-017324-111908-JP-036

General Chemistry

Lot-Sample #...: A8K200287-006 **Work Order #...:** K3DL9 **Matrix.....:** SO
Date Sampled...: 11/19/08 12:10 **Date Received..:** 11/20/08
% Moisture.....: 19

PARAMETER	RESULT	RL	UNITS	METHOD	PREPARATION-ANALYSIS DATE	PREP BATCH #
Percent Solids	**81.1**	**10.0**	**%**	**MCAWW 160.3 MOD**	**11/25-11/26/08**	**8330499**

Dilution Factor: 1

Conestoga-Rovers & Associates, Inc.

Client Sample ID: S-017324-111908-JP-037

GC/MS Semivolatiles

Lot-Sample #...: A8K200287-007 **Work Order #...:** K3DMC1AA **Matrix.....:** SO
Date Sampled...: 11/19/08 12:20 **Date Received..:** 11/20/08
Prep Date.....: 11/24/08 **Analysis Date..:** 12/02/08
Prep Batch #...: 8329410
Dilution Factor: 1
% Moisture.....: 21 **Method.....:** SW846 8270C

PARAMETER	RESULT	REPORTING LIMIT	UNITS
Acenaphthene	ND	420	ug/kg
Acenaphthylene	ND	420	ug/kg
Acetophenone	ND	84	ug/kg
Anthracene	ND	420	ug/kg
Atrazine	ND	420	ug/kg
Benzo(a)anthracene	ND	420	ug/kg
Benzo(a)pyrene	ND	420	ug/kg
Benzo(b)fluoranthene	ND	420	ug/kg
Benzo(ghi)perylene	ND	420	ug/kg
Benzo(k)fluoranthene	ND	420	ug/kg
Benzaldehyde	ND	420	ug/kg
1,1'-Biphenyl	ND	420	ug/kg
bis(2-Chloroethoxy) methane	ND	420	ug/kg
bis(2-Chloroethyl)-ether	ND	420	ug/kg
bis(2-Ethylhexyl) phthalate	ND	420	ug/kg
4-Bromophenyl phenyl ether	ND	420	ug/kg
Butyl benzyl phthalate	ND	420	ug/kg
Caprolactam	ND	420	ug/kg
Carbazole	ND	420	ug/kg
4-Chloroaniline	ND	420	ug/kg
4-Chloro-3-methylphenol	ND	420	ug/kg
2-Chloronaphthalene	ND	420	ug/kg
2-Chlorophenol	ND	420	ug/kg
4-Chlorophenyl phenyl ether	ND	420	ug/kg
Chrysene	ND	420	ug/kg
Dibenz(a,h)anthracene	ND	420	ug/kg
Dibenzofuran	ND	420	ug/kg
3,3'-Dichlorobenzidine	ND	2000	ug/kg
2,4-Dichlorophenol	ND	420	ug/kg
Diethyl phthalate	ND	420	ug/kg
2,4-Dimethylphenol	ND	420	ug/kg
Dimethyl phthalate	ND	420	ug/kg
Di-n-butyl phthalate	ND	420	ug/kg

(Continued on next page)

Conestoga-Rovers & Associates, Inc.

Client Sample ID: S-017324-111908-JP-037

GC/MS Semivolatiles

Lot-Sample #...: A8K200287-007 **Work Order #...:** K3DMC1AA **Matrix.....:** SO

PARAMETER	RESULT	REPORTING LIMIT	UNITS
4,6-Dinitro-2-methylphenol	ND	2000	ug/kg
2,4-Dinitrophenol	ND	2000	ug/kg
2,4-Dinitrotoluene	ND	420	ug/kg
2,6-Dinitrotoluene	ND	420	ug/kg
Di-n-octyl phthalate	ND	420	ug/kg
Fluoranthene	ND	420	ug/kg
Fluorene	ND	420	ug/kg
Hexachlorobenzene	ND	420	ug/kg
Hexachlorobutadiene	ND	420	ug/kg
Hexachlorocyclopenta-diene	ND	2000	ug/kg
Hexachloroethane	ND	420	ug/kg
Indeno(1,2,3-cd)pyrene	ND	420	ug/kg
Isophorone	ND	420	ug/kg
2-Methylnaphthalene	ND	420	ug/kg
2-Methylphenol	ND	420	ug/kg
4-Methylphenol	ND	420	ug/kg
Naphthalene	ND	420	ug/kg
2-Nitroaniline	ND	2000	ug/kg
3-Nitroaniline	ND	2000	ug/kg
4-Nitroaniline	ND	2000	ug/kg
Nitrobenzene	ND	420	ug/kg
2-Nitrophenol	ND	420	ug/kg
4-Nitrophenol	ND	2000	ug/kg
N-Nitrosodi-n-propyl-amine	ND	420	ug/kg
N-Nitrosodiphenylamine	ND	420	ug/kg
2,2'-oxybis (1-Chloropropane)	ND	420	ug/kg
Pentachlorophenol	ND	420	ug/kg
Phenanthrene	ND	420	ug/kg
Phenol	ND	420	ug/kg
Pyrene	ND	420	ug/kg
2,4,5-Trichloro-phenol	ND	420	ug/kg
2,4,6-Trichloro-phenol	ND	420	ug/kg

(Continued on next page)

Conestoga-Rovers & Associates, Inc.

Client Sample ID: S-017324-111908-JP-037

GC/MS Semivolatiles

Lot-Sample #...: A8K200287-007 **Work Order #...:** K3DMC1AA **Matrix.....:** SO

SURROGATE	PERCENT RECOVERY	RECOVERY LIMITS
Nitrobenzene-d5	67	(24 - 112)
2-Fluorobiphenyl	64	(34 - 110)
Terphenyl-d14	82	(41 - 119)
Phenol-d5	74	(28 - 110)
2-Fluorophenol	73	(26 - 110)
2,4,6-Tribromophenol	69	(10 - 118)

NOTE(S):

Results and reporting limits have been adjusted for dry weight.

Conestoga-Rovers & Associates, Inc.

Client Sample ID: S-017324-111908-JP-037

GC Semivolatiles

Lot-Sample #...: A8K200287-007 **Work Order #...:** K3DMC1AC **Matrix.....:** SO
Date Sampled...: 11/19/08 12:20 **Date Received..:** 11/20/08
Prep Date.....: 11/22/08 **Analysis Date..:** 12/01/08
Prep Batch #...: 8326344
Dilution Factor: 1
% Moisture.....: 21 **Method.....:** SW846 8082

PARAMETER	RESULT	REPORTING LIMIT	UNITS
Aroclor 1016	ND	42	ug/kg
Aroclor 1221	ND	42	ug/kg
Aroclor 1232	ND	42	ug/kg
Aroclor 1242	ND	42	ug/kg
Aroclor 1248	ND	42	ug/kg
Aroclor 1254	ND	42	ug/kg
Aroclor 1260	ND	42	ug/kg

SURROGATE	PERCENT RECOVERY	RECOVERY LIMITS
Tetrachloro-m-xylene	83	(10 - 196)
Decachlorobiphenyl	70	(10 - 199)

NOTE(S):

Results and reporting limits have been adjusted for dry weight.

Conestoga-Rovers & Associates, Inc.

Client Sample ID: S-017324-111908-JP-037

TOTAL Metals

Lot-Sample #...: A8K200287-007 **Matrix.....:** SO
Date Sampled...: 11/19/08 12:20 **Date Received..:** 11/20/08
% Moisture.....: 21

PARAMETER	RESULT	REPORTING LIMIT	UNITS	METHOD	PREPARATION-ANALYSIS DATE	WORK ORDER #
Prep Batch #...: 8326023						
Aluminum	**15100**	**25.3**	**mg/kg**	**SW846 6010B**	**11/21-11/24/08**	**K3DMC1AD**
		Dilution Factor: 1				
Arsenic	**14.3**	**1.3**	**mg/kg**	**SW846 6010B**	**11/21-11/24/08**	**K3DMC1AU**
		Dilution Factor: 1				
Lead	**20.3**	**0.38**	**mg/kg**	**SW846 6010B**	**11/21-11/24/08**	**K3DMC1AV**
		Dilution Factor: 1				
Antimony	ND	7.6	mg/kg	SW846 6010B	11/21-11/24/08	K3DMC1AE
		Dilution Factor: 1				
Selenium	ND	0.63	mg/kg	SW846 6010B	11/21-11/24/08	K3DMC1AW
		Dilution Factor: 1				
Thallium	ND	1.3	mg/kg	SW846 6010B	11/21-11/24/08	K3DMC1AX
		Dilution Factor: 1				
Cadmium	ND	0.63	mg/kg	SW846 6010B	11/21-11/24/08	K3DMC1AF
		Dilution Factor: 1				
Chromium	**21.0**	**1.3**	**mg/kg**	**SW846 6010B**	**11/21-11/24/08**	**K3DMC1AG**
		Dilution Factor: 1				
Cobalt	**8.1**	**6.3**	**mg/kg**	**SW846 6010B**	**11/21-11/24/08**	**K3DMC1AH**
		Dilution Factor: 1				
Copper	**27.9**	**3.2**	**mg/kg**	**SW846 6010B**	**11/21-11/24/08**	**K3DMC1AJ**
		Dilution Factor: 1				
Iron	**29200**	**12.7**	**mg/kg**	**SW846 6010B**	**11/21-11/24/08**	**K3DMC1AK**
		Dilution Factor: 1				
Manganese	**345**	**1.9**	**mg/kg**	**SW846 6010B**	**11/21-11/24/08**	**K3DMC1AL**
		Dilution Factor: 1				
Nickel	**23.9**	**5.1**	**mg/kg**	**SW846 6010B**	**11/21-11/24/08**	**K3DMC1AM**
		Dilution Factor: 1				
Potassium	**1310**	**634**	**mg/kg**	**SW846 6010B**	**11/21-11/24/08**	**K3DMC1AN**
		Dilution Factor: 1				

(Continued on next page)

Conestoga-Rovers & Associates, Inc.

Client Sample ID: S-017324-111908-JP-037

TOTAL Metals

Lot-Sample #...: A8K200287-007 **Matrix.....:** SO

PARAMETER	RESULT	REPORTING LIMIT	UNITS	METHOD	PREPARATION-ANALYSIS DATE	WORK ORDER #
Silver	ND	1.3	mg/kg	SW846 6010B	11/21-11/24/08	K3DMC1AP
		Dilution Factor: 1				
Sodium	ND	634	mg/kg	SW846 6010B	11/21-11/24/08	K3DMC1AQ
		Dilution Factor: 1				
Vanadium	**36.2**	**6.3**	**mg/kg**	**SW846 6010B**	**11/21-11/24/08**	**K3DMC1AR**
		Dilution Factor: 1				
Zinc	**84.5**	**2.5**	**mg/kg**	**SW846 6010B**	**11/21-11/24/08**	**K3DMC1AT**
		Dilution Factor: 1				
Mercury	ND	0.13	mg/kg	SW846 7471A	11/21/08	K3DMC1A0
		Dilution Factor: 1				

NOTE(S):

Results and reporting limits have been adjusted for dry weight.

Conestoga-Rovers & Associates, Inc.

Client Sample ID: S-017324-111908-JP-037

General Chemistry

Lot-Sample #...: A8K200287-007 **Work Order #...:** K3DMC **Matrix.....:** SO
Date Sampled...: 11/19/08 12:20 **Date Received..:** 11/20/08
% Moisture.....: 21

PARAMETER	RESULT	RL	UNITS	METHOD	PREPARATION-ANALYSIS DATE	PREP BATCH #
Percent Solids	**78.9**	**10.0**	**%**	**MCAWW 160.3 MOD**	**11/25-11/26/08**	**8330499**

Dilution Factor: 1

Conestoga-Rovers & Associates, Inc.

Client Sample ID: S-017324-111908-JP-038

GC/MS Semivolatiles

Lot-Sample #...: A8K200287-008 **Work Order #...:** K3DME1AD **Matrix.....:** SO
Date Sampled...: 11/19/08 12:25 **Date Received..:** 11/20/08
Prep Date.....: 11/24/08 **Analysis Date..:** 12/02/08
Prep Batch #...: 8329410
Dilution Factor: 1
% Moisture.....: 20 **Method.....:** SW846 8270C

PARAMETER	RESULT	REPORTING LIMIT	UNITS
Acenaphthene	ND	410	ug/kg
Acenaphthylene	ND	410	ug/kg
Acetophenone	ND	83	ug/kg
Anthracene	ND	410	ug/kg
Atrazine	ND	410	ug/kg
Benzo(a)anthracene	ND	410	ug/kg
Benzo(a)pyrene	ND	410	ug/kg
Benzo(b)fluoranthene	ND	410	ug/kg
Benzo(ghi)perylene	ND	410	ug/kg
Benzo(k)fluoranthene	ND	410	ug/kg
Benzaldehyde	ND	410	ug/kg
1,1'-Biphenyl	ND	410	ug/kg
bis(2-Chloroethoxy) methane	ND	410	ug/kg
bis(2-Chloroethyl)-ether	ND	410	ug/kg
bis(2-Ethylhexyl) phthalate	ND	410	ug/kg
4-Bromophenyl phenyl ether	ND	410	ug/kg
Butyl benzyl phthalate	ND	410	ug/kg
Caprolactam	ND	410	ug/kg
Carbazole	ND	410	ug/kg
4-Chloroaniline	ND	410	ug/kg
4-Chloro-3-methylphenol	ND	410	ug/kg
2-Chloronaphthalene	ND	410	ug/kg
2-Chlorophenol	ND	410	ug/kg
4-Chlorophenyl phenyl ether	ND	410	ug/kg
Chrysene	ND	410	ug/kg
Dibenz(a,h)anthracene	ND	410	ug/kg
Dibenzofuran	ND	410	ug/kg
3,3'-Dichlorobenzidine	ND	2000	ug/kg
2,4-Dichlorophenol	ND	410	ug/kg
Diethyl phthalate	ND	410	ug/kg
2,4-Dimethylphenol	ND	410	ug/kg
Dimethyl phthalate	ND	410	ug/kg
Di-n-butyl phthalate	ND	410	ug/kg

(Continued on next page)

Conestoga-Rovers & Associates, Inc.

Client Sample ID: S-017324-111908-JP-038

GC/MS Semivolatiles

Lot-Sample #...: A8K200287-008 **Work Order #...:** K3DME1AD **Matrix.....:** SO

PARAMETER	RESULT	REPORTING LIMIT	UNITS
4,6-Dinitro-2-methylphenol	ND	2000	ug/kg
2,4-Dinitrophenol	ND	2000	ug/kg
2,4-Dinitrotoluene	ND	410	ug/kg
2,6-Dinitrotoluene	ND	410	ug/kg
Di-n-octyl phthalate	ND	410	ug/kg
Fluoranthene	ND	410	ug/kg
Fluorene	ND	410	ug/kg
Hexachlorobenzene	ND	410	ug/kg
Hexachlorobutadiene	ND	410	ug/kg
Hexachlorocyclopenta-diene	ND	2000	ug/kg
Hexachloroethane	ND	410	ug/kg
Indeno(1,2,3-cd)pyrene	ND	410	ug/kg
Isophorone	ND	410	ug/kg
2-Methylnaphthalene	ND	410	ug/kg
2-Methylphenol	ND	410	ug/kg
4-Methylphenol	ND	410	ug/kg
Naphthalene	ND	410	ug/kg
2-Nitroaniline	ND	2000	ug/kg
3-Nitroaniline	ND	2000	ug/kg
4-Nitroaniline	ND	2000	ug/kg
Nitrobenzene	ND	410	ug/kg
2-Nitrophenol	ND	410	ug/kg
4-Nitrophenol	ND	2000	ug/kg
N-Nitrosodi-n-propyl-amine	ND	410	ug/kg
N-Nitrosodiphenylamine	ND	410	ug/kg
2,2'-oxybis (1-Chloropropane)	ND	410	ug/kg
Pentachlorophenol	ND	410	ug/kg
Phenanthrene	ND	410	ug/kg
Phenol	ND	410	ug/kg
Pyrene	ND	410	ug/kg
2,4,5-Trichloro-phenol	ND	410	ug/kg
2,4,6-Trichloro-phenol	ND	410	ug/kg

(Continued on next page)

Conestoga-Rovers & Associates, Inc.

Client Sample ID: S-017324-111908-JP-038

GC/MS Semivolatiles

Lot-Sample #...: A8K200287-008 **Work Order #...:** K3DME1AD **Matrix.....:** SO

SURROGATE	PERCENT RECOVERY	RECOVERY LIMITS
Nitrobenzene-d5	62	(24 - 112)
2-Fluorobiphenyl	60	(34 - 110)
Terphenyl-d14	83	(41 - 119)
Phenol-d5	68	(28 - 110)
2-Fluorophenol	67	(26 - 110)
2,4,6-Tribromophenol	64	(10 - 118)

NOTE(S):

Results and reporting limits have been adjusted for dry weight.

Conestoga-Rovers & Associates, Inc.

Client Sample ID: S-017324-111908-JP-038

GC Semivolatiles

Lot-Sample #...: A8K200287-008 **Work Order #...:** K3DME1AE **Matrix.....:** SO
Date Sampled...: 11/19/08 12:25 **Date Received..:** 11/20/08
Prep Date.....: 11/22/08 **Analysis Date..:** 12/01/08
Prep Batch #...: 8326344
Dilution Factor: 1
% Moisture.....: 20 **Method.....:** SW846 8082

PARAMETER	RESULT	REPORTING LIMIT	UNITS
Aroclor 1016	ND	41	ug/kg
Aroclor 1221	ND	41	ug/kg
Aroclor 1232	ND	41	ug/kg
Aroclor 1242	ND	41	ug/kg
Aroclor 1248	ND	41	ug/kg
Aroclor 1254	ND	41	ug/kg
Aroclor 1260	ND	41	ug/kg

SURROGATE	PERCENT RECOVERY	RECOVERY LIMITS
Tetrachloro-m-xylene	85	(10 - 196)
Decachlorobiphenyl	73	(10 - 199)

NOTE(S):

Results and reporting limits have been adjusted for dry weight.

Conestoga-Rovers & Associates, Inc.

Client Sample ID: S-017324-111908-JP-038

TOTAL Metals

Lot-Sample #...: A8K200287-008 **Matrix.....:** SO
Date Sampled...: 11/19/08 12:25 **Date Received..:** 11/20/08
% Moisture.....: 20

PARAMETER	RESULT	REPORTING LIMIT	UNITS	METHOD	PREPARATION-ANALYSIS DATE	WORK ORDER #
Prep Batch #...: 8326023						
Aluminum	**13200**	**25.0**	**mg/kg**	**SW846 6010B**	**11/21-11/24/08**	**K3DME1AF**
		Dilution Factor: 1				
Arsenic	**10.9**	**1.3**	**mg/kg**	**SW846 6010B**	**11/21-11/24/08**	**K3DME1AW**
		Dilution Factor: 1				
Lead	**14.6**	**0.38**	**mg/kg**	**SW846 6010B**	**11/21-11/24/08**	**K3DME1AX**
		Dilution Factor: 1				
Antimony	ND	7.5	mg/kg	SW846 6010B	11/21-11/24/08	K3DME1AG
		Dilution Factor: 1				
Selenium	ND	0.63	mg/kg	SW846 6010B	11/21-11/24/08	K3DME1A0
		Dilution Factor: 1				
Thallium	ND	1.3	mg/kg	SW846 6010B	11/21-11/24/08	K3DME1A1
		Dilution Factor: 1				
Cadmium	ND	0.63	mg/kg	SW846 6010B	11/21-11/24/08	K3DME1AH
		Dilution Factor: 1				
Chromium	**18.5**	**1.3**	**mg/kg**	**SW846 6010B**	**11/21-11/24/08**	**K3DME1AJ**
		Dilution Factor: 1				
Cobalt	**9.6**	**6.3**	**mg/kg**	**SW846 6010B**	**11/21-11/24/08**	**K3DME1AK**
		Dilution Factor: 1				
Copper	**23.6**	**3.1**	**mg/kg**	**SW846 6010B**	**11/21-11/24/08**	**K3DME1AL**
		Dilution Factor: 1				
Iron	**24500**	**12.5**	**mg/kg**	**SW846 6010B**	**11/21-11/24/08**	**K3DME1AM**
		Dilution Factor: 1				
Manganese	**450**	**1.9**	**mg/kg**	**SW846 6010B**	**11/21-11/24/08**	**K3DME1AN**
		Dilution Factor: 1				
Nickel	**27.4**	**5.0**	**mg/kg**	**SW846 6010B**	**11/21-11/24/08**	**K3DME1AP**
		Dilution Factor: 1				
Potassium	**1420**	**626**	**mg/kg**	**SW846 6010B**	**11/21-11/24/08**	**K3DME1AQ**
		Dilution Factor: 1				

(Continued on next page)

Conestoga-Rovers & Associates, Inc.

Client Sample ID: S-017324-111908-JP-038

TOTAL Metals

Lot-Sample #...: A8K200287-008 **Matrix.....:** SO

PARAMETER	RESULT	REPORTING LIMIT	UNITS	METHOD	PREPARATION-ANALYSIS DATE	WORK ORDER #
Silver	ND	1.3	mg/kg	SW846 6010B	11/21-11/24/08	K3DME1AR
		Dilution Factor: 1				
Sodium	ND	626	mg/kg	SW846 6010B	11/21-11/24/08	K3DME1AT
		Dilution Factor: 1				
Vanadium	**30.8**	**6.3**	**mg/kg**	**SW846 6010B**	**11/21-11/24/08**	**K3DME1AU**
		Dilution Factor: 1				
Zinc	**69.6**	**2.5**	**mg/kg**	**SW846 6010B**	**11/21-11/24/08**	**K3DME1AV**
		Dilution Factor: 1				
Mercury	ND	0.13	mg/kg	SW846 7471A	11/21/08	K3DME1AA
		Dilution Factor: 1				

NOTE(S):

Results and reporting limits have been adjusted for dry weight.

Conestoga-Rovers & Associates, Inc.

Client Sample ID: S-017324-111908-JP-038

General Chemistry

Lot-Sample #...: A8K200287-008 **Work Order #...:** K3DME **Matrix.....:** SO
Date Sampled...: 11/19/08 12:25 **Date Received..:** 11/20/08
% Moisture.....: 20

PARAMETER	RESULT	RL	UNITS	METHOD	PREPARATION-ANALYSIS DATE	PREP BATCH #
Percent Solids	**79.9**	**10.0**	**%**	**MCAWW 160.3 MOD**	**11/25-11/26/08**	**8330499**

Dilution Factor: 1

Conestoga-Rovers & Associates, Inc.

Client Sample ID: S-017324-111908-JP-039

GC/MS Volatiles

Lot-Sample #...: A8K200287-009 **Work Order #...:** K3DMF1AA **Matrix.....:** SO
Date Sampled...: 11/19/08 13:20 **Date Received..:** 11/20/08
Prep Date.....: 12/01/08 **Analysis Date..:** 12/01/08
Prep Batch #...: 8337379
Dilution Factor: 0.82
% Moisture.....: 20 **Method.....:** SW846 8260B

PARAMETER	RESULT	REPORTING LIMIT	UNITS
Acetone	**21**	**20**	**ug/kg**
Benzene	ND	5.1	ug/kg
Bromodichloromethane	ND	5.1	ug/kg
Bromoform	ND	5.1	ug/kg
Bromomethane	ND	5.1	ug/kg
2-Butanone	ND	20	ug/kg
Carbon disulfide	ND	5.1	ug/kg
Carbon tetrachloride	ND	5.1	ug/kg
Chlorobenzene	ND	5.1	ug/kg
Dibromochloromethane	ND	5.1	ug/kg
1,2-Dibromo-3-chloro-propane	ND	10	ug/kg
Chloroethane	ND	5.1	ug/kg
Chloroform	ND	5.1	ug/kg
Chloromethane	ND	5.1	ug/kg
Cyclohexane	ND	10	ug/kg
1,2-Dibromoethane	ND	5.1	ug/kg
1,2-Dichlorobenzene	ND	5.1	ug/kg
1,3-Dichlorobenzene	ND	5.1	ug/kg
1,4-Dichlorobenzene	ND	5.1	ug/kg
Dichlorodifluoromethane	ND	5.1	ug/kg
1,1-Dichloroethane	ND	5.1	ug/kg
1,2-Dichloroethane	ND	5.1	ug/kg
1,1-Dichloroethene	ND	5.1	ug/kg
cis-1,2-Dichloroethene	ND	5.1	ug/kg
trans-1,2-Dichloroethene	ND	5.1	ug/kg
1,2-Dichloropropane	ND	5.1	ug/kg
cis-1,3-Dichloropropene	ND	5.1	ug/kg
trans-1,3-Dichloropropene	ND	5.1	ug/kg
Ethylbenzene	ND	5.1	ug/kg
Trichlorofluoromethane	ND	5.1	ug/kg
2-Hexanone	ND	20	ug/kg
Isopropylbenzene	ND	5.1	ug/kg
Methyl acetate	ND	10	ug/kg
Methylcyclohexane	ND	10	ug/kg
Methylene chloride	**8.4**	**5.1**	**ug/kg**
4-Methyl-2-pentanone	ND	20	ug/kg
Styrene	ND	5.1	ug/kg

(Continued on next page)

Conestoga-Rovers & Associates, Inc.

Client Sample ID: S-017324-111908-JP-039

GC/MS Volatiles

Lot-Sample #...: A8K200287-009 **Work Order #...:** K3DMF1AA **Matrix.....:** SO

PARAMETER	RESULT	REPORTING LIMIT	UNITS
1,1,2,2-Tetrachloroethane	ND	5.1	ug/kg
Tetrachloroethene	ND	5.1	ug/kg
Toluene	ND	5.1	ug/kg
1,2,4-Trichloro-benzene	ND	5.1	ug/kg
1,1,1-Trichloroethane	ND	5.1	ug/kg
1,1,2-Trichloroethane	ND	5.1	ug/kg
Trichloroethene	ND	5.1	ug/kg
1,1,2-Trichloro-1,2,2-trifluoroethane	ND	5.1	ug/kg
Vinyl chloride	ND	5.1	ug/kg
Xylenes (total)	ND	10	ug/kg
Methyl tert-butyl ether	ND	20	ug/kg

SURROGATE	PERCENT RECOVERY	RECOVERY LIMITS
Dibromofluoromethane	91	(59 - 138)
1,2-Dichloroethane-d4	106	(61 - 130)
Toluene-d8	76	(60 - 143)
4-Bromofluorobenzene	90	(47 - 158)

NOTE(S):

Results and reporting limits have been adjusted for dry weight.

Conestoga-Rovers & Associates, Inc.

Client Sample ID: S-017324-111908-JP-039

General Chemistry

Lot-Sample #...: A8K200287-009 **Work Order #...:** K3DMF **Matrix.....:** SO
Date Sampled...: 11/19/08 13:20 **Date Received..:** 11/20/08
% Moisture.....: 20

PARAMETER	RESULT	RL	UNITS	METHOD	PREPARATION-ANALYSIS DATE	PREP BATCH #
Percent Solids	**80.2**	**10.0**	**%**	**MCAWW 160.3 MOD**	**11/25-11/26/08**	**8330499**

Dilution Factor: 1

Conestoga-Rovers & Associates, Inc.

Client Sample ID: S-017324-111908-JP-040

GC/MS Semivolatiles

Lot-Sample #...: A8K200287-010 **Work Order #...:** K3DML1AA **Matrix.....:** SO
Date Sampled...: 11/19/08 13:35 **Date Received..:** 11/20/08
Prep Date.....: 11/24/08 **Analysis Date..:** 12/02/08
Prep Batch #...: 8329410
Dilution Factor: 1
% Moisture.....: 19 **Method.....:** SW846 8270C

PARAMETER	RESULT	REPORTING LIMIT	UNITS
Acenaphthene	ND	410	ug/kg
Acenaphthylene	ND	410	ug/kg
Acetophenone	ND	82	ug/kg
Anthracene	ND	410	ug/kg
Atrazine	ND	410	ug/kg
Benzo(a)anthracene	ND	410	ug/kg
Benzo(a)pyrene	ND	410	ug/kg
Benzo(b)fluoranthene	ND	410	ug/kg
Benzo(ghi)perylene	ND	410	ug/kg
Benzo(k)fluoranthene	ND	410	ug/kg
Benzaldehyde	ND	410	ug/kg
1,1'-Biphenyl	ND	410	ug/kg
bis(2-Chloroethoxy) methane	ND	410	ug/kg
bis(2-Chloroethyl)-ether	ND	410	ug/kg
bis(2-Ethylhexyl) phthalate	ND	410	ug/kg
4-Bromophenyl phenyl ether	ND	410	ug/kg
Butyl benzyl phthalate	ND	410	ug/kg
Caprolactam	ND	410	ug/kg
Carbazole	ND	410	ug/kg
4-Chloroaniline	ND	410	ug/kg
4-Chloro-3-methylphenol	ND	410	ug/kg
2-Chloronaphthalene	ND	410	ug/kg
2-Chlorophenol	ND	410	ug/kg
4-Chlorophenyl phenyl ether	ND	410	ug/kg
Chrysene	ND	410	ug/kg
Dibenz(a,h)anthracene	ND	410	ug/kg
Dibenzofuran	ND	410	ug/kg
3,3'-Dichlorobenzidine	ND	2000	ug/kg
2,4-Dichlorophenol	ND	410	ug/kg
Diethyl phthalate	ND	410	ug/kg
2,4-Dimethylphenol	ND	410	ug/kg
Dimethyl phthalate	ND	410	ug/kg
Di-n-butyl phthalate	ND	410	ug/kg

(Continued on next page)

Conestoga-Rovers & Associates, Inc.

Client Sample ID: S-017324-111908-JP-040

GC/MS Semivolatiles

Lot-Sample #...: A8K200287-010 **Work Order #...:** K3DML1AA **Matrix.....:** SO

PARAMETER	RESULT	REPORTING LIMIT	UNITS
4,6-Dinitro-2-methylphenol	ND	2000	ug/kg
2,4-Dinitrophenol	ND	2000	ug/kg
2,4-Dinitrotoluene	ND	410	ug/kg
2,6-Dinitrotoluene	ND	410	ug/kg
Di-n-octyl phthalate	ND	410	ug/kg
Fluoranthene	ND	410	ug/kg
Fluorene	ND	410	ug/kg
Hexachlorobenzene	ND	410	ug/kg
Hexachlorobutadiene	ND	410	ug/kg
Hexachlorocyclopenta-diene	ND	2000	ug/kg
Hexachloroethane	ND	410	ug/kg
Indeno(1,2,3-cd)pyrene	ND	410	ug/kg
Isophorone	ND	410	ug/kg
2-Methylnaphthalene	ND	410	ug/kg
2-Methylphenol	ND	410	ug/kg
4-Methylphenol	ND	410	ug/kg
Naphthalene	ND	410	ug/kg
2-Nitroaniline	ND	2000	ug/kg
3-Nitroaniline	ND	2000	ug/kg
4-Nitroaniline	ND	2000	ug/kg
Nitrobenzene	ND	410	ug/kg
2-Nitrophenol	ND	410	ug/kg
4-Nitrophenol	ND	2000	ug/kg
N-Nitrosodi-n-propyl-amine	ND	410	ug/kg
N-Nitrosodiphenylamine	ND	410	ug/kg
2,2'-oxybis (1-Chloropropane)	ND	410	ug/kg
Pentachlorophenol	ND	410	ug/kg
Phenanthrene	ND	410	ug/kg
Phenol	ND	410	ug/kg
Pyrene	ND	410	ug/kg
2,4,5-Trichloro-phenol	ND	410	ug/kg
2,4,6-Trichloro-phenol	ND	410	ug/kg

(Continued on next page)

Conestoga-Rovers & Associates, Inc.

Client Sample ID: S-017324-111908-JP-040

GC/MS Semivolatiles

Lot-Sample #...: A8K200287-010 **Work Order #...:** K3DML1AA **Matrix.....:** SO

SURROGATE	PERCENT RECOVERY	RECOVERY LIMITS
Nitrobenzene-d5	52	(24 - 112)
2-Fluorobiphenyl	51	(34 - 110)
Terphenyl-d14	75	(41 - 119)
Phenol-d5	54	(28 - 110)
2-Fluorophenol	50	(26 - 110)
2,4,6-Tribromophenol	54	(10 - 118)

NOTE(S):

Results and reporting limits have been adjusted for dry weight.

Conestoga-Rovers & Associates, Inc.

Client Sample ID: S-017324-111908-JP-040

GC Semivolatiles

Lot-Sample #...: A8K200287-010 **Work Order #...:** K3DML1AC **Matrix.....:** SO
Date Sampled...: 11/19/08 13:35 **Date Received..:** 11/20/08
Prep Date.....: 11/22/08 **Analysis Date..:** 12/01/08
Prep Batch #...: 8326344
Dilution Factor: 1
% Moisture.....: 19 **Method.....:** SW846 8082

PARAMETER	RESULT	REPORTING LIMIT	UNITS
Aroclor 1016	ND	41	ug/kg
Aroclor 1221	ND	41	ug/kg
Aroclor 1232	ND	41	ug/kg
Aroclor 1242	ND	41	ug/kg
Aroclor 1248	ND	41	ug/kg
Aroclor 1254	ND	41	ug/kg
Aroclor 1260	ND	41	ug/kg

SURROGATE	PERCENT RECOVERY	RECOVERY LIMITS
Tetrachloro-m-xylene	63	(10 - 196)
Decachlorobiphenyl	58	(10 - 199)

NOTE(S):

Results and reporting limits have been adjusted for dry weight.

Conestoga-Rovers & Associates, Inc.

Client Sample ID: S-017324-111908-JP-040

TOTAL Metals

Lot-Sample #...: A8K200287-010 **Matrix.....:** SO
Date Sampled...: 11/19/08 13:35 **Date Received..:** 11/20/08
% Moisture.....: 19

PARAMETER	RESULT	REPORTING LIMIT	UNITS	METHOD	PREPARATION-ANALYSIS DATE	WORK ORDER #
Prep Batch #...: 8326023						
Aluminum	**9500**	**24.7**	**mg/kg**	**SW846 6010B**	**11/21-11/24/08**	**K3DML1AD**
		Dilution Factor: 1				
Arsenic	**7.4**	**1.2**	**mg/kg**	**SW846 6010B**	**11/21-11/24/08**	**K3DML1AU**
		Dilution Factor: 1				
Lead	**14.3**	**0.37**	**mg/kg**	**SW846 6010B**	**11/21-11/24/08**	**K3DML1AV**
		Dilution Factor: 1				
Antimony	ND	7.4	mg/kg	SW846 6010B	11/21-11/24/08	K3DML1AE
		Dilution Factor: 1				
Selenium	ND	0.62	mg/kg	SW846 6010B	11/21-11/24/08	K3DML1AW
		Dilution Factor: 1				
Thallium	ND	1.2	mg/kg	SW846 6010B	11/21-11/24/08	K3DML1AX
		Dilution Factor: 1				
Cadmium	ND	0.62	mg/kg	SW846 6010B	11/21-11/24/08	K3DML1AF
		Dilution Factor: 1				
Chromium	**12.1**	**1.2**	**mg/kg**	**SW846 6010B**	**11/21-11/24/08**	**K3DML1AG**
		Dilution Factor: 1				
Cobalt	**10.1**	**6.2**	**mg/kg**	**SW846 6010B**	**11/21-11/24/08**	**K3DML1AH**
		Dilution Factor: 1				
Copper	**9.3**	**3.1**	**mg/kg**	**SW846 6010B**	**11/21-11/24/08**	**K3DML1AJ**
		Dilution Factor: 1				
Iron	**15900**	**12.3**	**mg/kg**	**SW846 6010B**	**11/21-11/24/08**	**K3DML1AK**
		Dilution Factor: 1				
Manganese	**906**	**1.8**	**mg/kg**	**SW846 6010B**	**11/21-11/24/08**	**K3DML1AL**
		Dilution Factor: 1				
Nickel	**10.0**	**4.9**	**mg/kg**	**SW846 6010B**	**11/21-11/24/08**	**K3DML1AM**
		Dilution Factor: 1				
Potassium	**728**	**616**	**mg/kg**	**SW846 6010B**	**11/21-11/24/08**	**K3DML1AN**
		Dilution Factor: 1				

(Continued on next page)

Conestoga-Rovers & Associates, Inc.

Client Sample ID: S-017324-111908-JP-040

TOTAL Metals

Lot-Sample #...: A8K200287-010 **Matrix.....:** SO

PARAMETER	RESULT	REPORTING LIMIT	UNITS	METHOD	PREPARATION-ANALYSIS DATE	WORK ORDER #
Silver	ND	1.2	mg/kg	SW846 6010B	11/21-11/24/08	K3DML1AP
		Dilution Factor: 1				
Sodium	ND	616	mg/kg	SW846 6010B	11/21-11/24/08	K3DML1AQ
		Dilution Factor: 1				
Vanadium	**25.1**	**6.2**	**mg/kg**	**SW846 6010B**	**11/21-11/24/08**	**K3DML1AR**
		Dilution Factor: 1				
Zinc	**36.6**	**2.5**	**mg/kg**	**SW846 6010B**	**11/21-11/24/08**	**K3DML1AT**
		Dilution Factor: 1				
Mercury	ND	0.12	mg/kg	SW846 7471A	11/21/08	K3DML1A0
		Dilution Factor: 1				

NOTE(S):

Results and reporting limits have been adjusted for dry weight.

Conestoga-Rovers & Associates, Inc.

Client Sample ID: S-017324-111908-JP-040

General Chemistry

Lot-Sample #...: A8K200287-010 **Work Order #...:** K3DML **Matrix.....:** SO
Date Sampled...: 11/19/08 13:35 **Date Received..:** 11/20/08
% Moisture.....: 19

PARAMETER	RESULT	RL	UNITS	METHOD	PREPARATION-ANALYSIS DATE	PREP BATCH #
Percent Solids	**81.1**	**10.0**	**%**	**MCAWW 160.3 MOD**	**11/25-11/26/08**	**8330499**

Dilution Factor: 1

Conestoga-Rovers & Associates, Inc.

Client Sample ID: S-017324-111908-JP-041

GC/MS Volatiles

Lot-Sample #...: A8K200287-011 **Work Order #...:** K3DMQ1AA **Matrix.....:** SO
Date Sampled...: 11/19/08 13:40 **Date Received..:** 11/20/08
Prep Date.....: 12/01/08 **Analysis Date..:** 12/01/08
Prep Batch #...: 8337379
Dilution Factor: 0.79
% Moisture.....: 21 **Method.....:** SW846 8260B

PARAMETER	RESULT	REPORTING LIMIT	UNITS
Acetone	ND	20	ug/kg
Benzene	ND	5.0	ug/kg
Bromodichloromethane	ND	5.0	ug/kg
Bromoform	ND	5.0	ug/kg
Bromomethane	ND	5.0	ug/kg
2-Butanone	ND	20	ug/kg
Carbon disulfide	ND	5.0	ug/kg
Carbon tetrachloride	ND	5.0	ug/kg
Chlorobenzene	ND	5.0	ug/kg
Dibromochloromethane	ND	5.0	ug/kg
1,2-Dibromo-3-chloro-propane	ND	10	ug/kg
Chloroethane	ND	5.0	ug/kg
Chloroform	ND	5.0	ug/kg
Chloromethane	ND	5.0	ug/kg
Cyclohexane	ND	10	ug/kg
1,2-Dibromoethane	ND	5.0	ug/kg
1,2-Dichlorobenzene	ND	5.0	ug/kg
1,3-Dichlorobenzene	ND	5.0	ug/kg
1,4-Dichlorobenzene	ND	5.0	ug/kg
Dichlorodifluoromethane	ND	5.0	ug/kg
1,1-Dichloroethane	ND	5.0	ug/kg
1,2-Dichloroethane	ND	5.0	ug/kg
1,1-Dichloroethene	ND	5.0	ug/kg
cis-1,2-Dichloroethene	ND	5.0	ug/kg
trans-1,2-Dichloroethene	ND	5.0	ug/kg
1,2-Dichloropropane	ND	5.0	ug/kg
cis-1,3-Dichloropropene	ND	5.0	ug/kg
trans-1,3-Dichloropropene	ND	5.0	ug/kg
Ethylbenzene	ND	5.0	ug/kg
Trichlorofluoromethane	ND	5.0	ug/kg
2-Hexanone	ND	20	ug/kg
Isopropylbenzene	ND	5.0	ug/kg
Methyl acetate	ND	10	ug/kg
Methylcyclohexane	ND	10	ug/kg
Methylene chloride	**8.3**	**5.0**	**ug/kg**
4-Methyl-2-pentanone	ND	20	ug/kg
Styrene	ND	5.0	ug/kg

(Continued on next page)

Conestoga-Rovers & Associates, Inc.

Client Sample ID: S-017324-111908-JP-041

GC/MS Volatiles

Lot-Sample #...: A8K200287-011 **Work Order #...:** K3DMQ1AA **Matrix.....:** SO

PARAMETER	RESULT	REPORTING LIMIT	UNITS
1,1,2,2-Tetrachloroethane	ND	5.0	ug/kg
Tetrachloroethene	ND	5.0	ug/kg
Toluene	ND	5.0	ug/kg
1,2,4-Trichloro-benzene	ND	5.0	ug/kg
1,1,1-Trichloroethane	ND	5.0	ug/kg
1,1,2-Trichloroethane	ND	5.0	ug/kg
Trichloroethene	ND	5.0	ug/kg
1,1,2-Trichloro-1,2,2-trifluoroethane	ND	5.0	ug/kg
Vinyl chloride	ND	5.0	ug/kg
Xylenes (total)	ND	10	ug/kg
Methyl tert-butyl ether	ND	20	ug/kg

SURROGATE	PERCENT RECOVERY	RECOVERY LIMITS
Dibromofluoromethane	93	(59 - 138)
1,2-Dichloroethane-d4	108	(61 - 130)
Toluene-d8	77	(60 - 143)
4-Bromofluorobenzene	90	(47 - 158)

NOTE(S):

Results and reporting limits have been adjusted for dry weight.

Conestoga-Rovers & Associates, Inc.

Client Sample ID: S-017324-111908-JP-041

General Chemistry

Lot-Sample #...: A8K200287-011 **Work Order #...:** K3DMQ **Matrix.....:** SO
Date Sampled...: 11/19/08 13:40 **Date Received..:** 11/20/08
% Moisture.....: 21

PARAMETER	RESULT	RL	UNITS	METHOD	PREPARATION-ANALYSIS DATE	PREP BATCH #
Percent Solids	**79.3**	**10.0**	**%**	**MCAWW 160.3 MOD**	**11/25-11/26/08**	**8330499**

Dilution Factor: 1

Conestoga-Rovers & Associates, Inc.

Client Sample ID: S-017324-111908-JP-042

GC/MS Semivolatiles

Lot-Sample #...: A8K200287-012 **Work Order #...:** K3DM71AA **Matrix.....:** SO
Date Sampled...: 11/19/08 14:05 **Date Received..:** 11/20/08
Prep Date.....: 11/24/08 **Analysis Date..:** 11/26/08
Prep Batch #...: 8329404
Dilution Factor: 1
% Moisture.....: 17 **Method.....:** SW846 8270C

PARAMETER	RESULT	REPORTING LIMIT	UNITS
Acenaphthene	ND	400	ug/kg
Acenaphthylene	ND	400	ug/kg
Acetophenone	ND	80	ug/kg
Anthracene	ND	400	ug/kg
Atrazine	ND	400	ug/kg
Benzo(a)anthracene	ND	400	ug/kg
Benzo(a)pyrene	ND	400	ug/kg
Benzo(b)fluoranthene	ND	400	ug/kg
Benzo(ghi)perylene	ND	400	ug/kg
Benzo(k)fluoranthene	ND	400	ug/kg
Benzaldehyde	ND	400	ug/kg
1,1'-Biphenyl	ND	400	ug/kg
bis(2-Chloroethoxy) methane	ND	400	ug/kg
bis(2-Chloroethyl)-ether	ND	400	ug/kg
bis(2-Ethylhexyl) phthalate	ND	400	ug/kg
4-Bromophenyl phenyl ether	ND	400	ug/kg
Butyl benzyl phthalate	ND	400	ug/kg
Caprolactam	ND	400	ug/kg
Carbazole	ND	400	ug/kg
4-Chloroaniline	ND	400	ug/kg
4-Chloro-3-methylphenol	ND	400	ug/kg
2-Chloronaphthalene	ND	400	ug/kg
2-Chlorophenol	ND	400	ug/kg
4-Chlorophenyl phenyl ether	ND	400	ug/kg
Chrysene	ND	400	ug/kg
Dibenz(a,h)anthracene	ND	400	ug/kg
Dibenzofuran	ND	400	ug/kg
3,3'-Dichlorobenzidine	ND	1900	ug/kg
2,4-Dichlorophenol	ND	400	ug/kg
Diethyl phthalate	ND	400	ug/kg
2,4-Dimethylphenol	ND	400	ug/kg
Dimethyl phthalate	ND	400	ug/kg
Di-n-butyl phthalate	ND	400	ug/kg

(Continued on next page)

Conestoga-Rovers & Associates, Inc.

Client Sample ID: S-017324-111908-JP-042

GC/MS Semivolatiles

Lot-Sample #...: A8K200287-012 **Work Order #...:** K3DM71AA **Matrix.....:** SO

PARAMETER	RESULT	REPORTING LIMIT	UNITS
4,6-Dinitro-2-methylphenol	ND	1900	ug/kg
2,4-Dinitrophenol	ND	1900	ug/kg
2,4-Dinitrotoluene	ND	400	ug/kg
2,6-Dinitrotoluene	ND	400	ug/kg
Di-n-octyl phthalate	ND	400	ug/kg
Fluoranthene	ND	400	ug/kg
Fluorene	ND	400	ug/kg
Hexachlorobenzene	ND	400	ug/kg
Hexachlorobutadiene	ND	400	ug/kg
Hexachlorocyclopenta-diene	ND	1900	ug/kg
Hexachloroethane	ND	400	ug/kg
Indeno(1,2,3-cd)pyrene	ND	400	ug/kg
Isophorone	ND	400	ug/kg
2-Methylnaphthalene	ND	400	ug/kg
2-Methylphenol	ND	400	ug/kg
4-Methylphenol	ND	400	ug/kg
Naphthalene	ND	400	ug/kg
2-Nitroaniline	ND	1900	ug/kg
3-Nitroaniline	ND	1900	ug/kg
4-Nitroaniline	ND	1900	ug/kg
Nitrobenzene	ND	400	ug/kg
2-Nitrophenol	ND	400	ug/kg
4-Nitrophenol	ND	1900	ug/kg
N-Nitrosodi-n-propyl-amine	ND	400	ug/kg
N-Nitrosodiphenylamine	ND	400	ug/kg
2,2'-oxybis (1-Chloropropane)	ND	400	ug/kg
Pentachlorophenol	ND	400	ug/kg
Phenanthrene	ND	400	ug/kg
Phenol	ND	400	ug/kg
Pyrene	ND	400	ug/kg
2,4,5-Trichloro-phenol	ND	400	ug/kg
2,4,6-Trichloro-phenol	ND	400	ug/kg

(Continued on next page)

Conestoga-Rovers & Associates, Inc.

Client Sample ID: S-017324-111908-JP-042

GC/MS Semivolatiles

Lot-Sample #...: A8K200287-012 **Work Order #...:** K3DM71AA **Matrix.....:** SO

SURROGATE	PERCENT RECOVERY	RECOVERY LIMITS
Nitrobenzene-d5	59	(24 - 112)
2-Fluorobiphenyl	61	(34 - 110)
Terphenyl-d14	86	(41 - 119)
Phenol-d5	73	(28 - 110)
2-Fluorophenol	76	(26 - 110)
2,4,6-Tribromophenol	74	(10 - 118)

NOTE(S):

Results and reporting limits have been adjusted for dry weight.

Conestoga-Rovers & Associates, Inc.

Client Sample ID: S-017324-111908-JP-042

GC Semivolatiles

Lot-Sample #...: A8K200287-012 **Work Order #...:** K3DM71AC **Matrix.....:** SO
Date Sampled...: 11/19/08 14:05 **Date Received..:** 11/20/08
Prep Date.....: 11/22/08 **Analysis Date..:** 12/01/08
Prep Batch #...: 8326344
Dilution Factor: 1
% Moisture.....: 17 **Method.....:** SW846 8082

PARAMETER	RESULT	REPORTING LIMIT	UNITS
Aroclor 1016	ND	40	ug/kg
Aroclor 1221	ND	40	ug/kg
Aroclor 1232	ND	40	ug/kg
Aroclor 1242	ND	40	ug/kg
Aroclor 1248	ND	40	ug/kg
Aroclor 1254	ND	40	ug/kg
Aroclor 1260	ND	40	ug/kg

SURROGATE	PERCENT RECOVERY	RECOVERY LIMITS
Tetrachloro-m-xylene	77	(10 - 196)
Decachlorobiphenyl	65	(10 - 199)

NOTE(S):

Results and reporting limits have been adjusted for dry weight.

Conestoga-Rovers & Associates, Inc.

Client Sample ID: S-017324-111908-JP-042

TOTAL Metals

Lot-Sample #...: A8K200287-012 **Matrix.....:** SO
Date Sampled...: 11/19/08 14:05 **Date Received..:** 11/20/08
% Moisture.....: 17

PARAMETER	RESULT	REPORTING LIMIT	UNITS	METHOD	PREPARATION-ANALYSIS DATE	WORK ORDER #
Prep Batch #...: 8326023						
Aluminum	**6930**	**24.0**	**mg/kg**	**SW846 6010B**	**11/21-11/24/08**	**K3DM71AD**
		Dilution Factor: 1				
Arsenic	**6.3**	**1.2**	**mg/kg**	**SW846 6010B**	**11/21-11/24/08**	**K3DM71AU**
		Dilution Factor: 1				
Lead	**6.5**	**0.36**	**mg/kg**	**SW846 6010B**	**11/21-11/24/08**	**K3DM71AV**
		Dilution Factor: 1				
Antimony	ND	7.2	mg/kg	SW846 6010B	11/21-11/24/08	K3DM71AE
		Dilution Factor: 1				
Selenium	ND	0.60	mg/kg	SW846 6010B	11/21-11/24/08	K3DM71AW
		Dilution Factor: 1				
Thallium	ND	1.2	mg/kg	SW846 6010B	11/21-11/24/08	K3DM71AX
		Dilution Factor: 1				
Cadmium	ND	0.60	mg/kg	SW846 6010B	11/21-11/24/08	K3DM71AF
		Dilution Factor: 1				
Chromium	**10.2**	**1.2**	**mg/kg**	**SW846 6010B**	**11/21-11/24/08**	**K3DM71AG**
		Dilution Factor: 1				
Cobalt	ND	6.0	mg/kg	SW846 6010B	11/21-11/24/08	K3DM71AH
		Dilution Factor: 1				
Copper	**15.0**	**3.0**	**mg/kg**	**SW846 6010B**	**11/21-11/24/08**	**K3DM71AJ**
		Dilution Factor: 1				
Iron	**13200**	**12.0**	**mg/kg**	**SW846 6010B**	**11/21-11/24/08**	**K3DM71AK**
		Dilution Factor: 1				
Manganese	**259**	**1.8**	**mg/kg**	**SW846 6010B**	**11/21-11/24/08**	**K3DM71AL**
		Dilution Factor: 1				
Nickel	**16.4**	**4.8**	**mg/kg**	**SW846 6010B**	**11/21-11/24/08**	**K3DM71AM**
		Dilution Factor: 1				
Potassium	**1280**	**600**	**mg/kg**	**SW846 6010B**	**11/21-11/24/08**	**K3DM71AN**
		Dilution Factor: 1				

(Continued on next page)

Conestoga-Rovers & Associates, Inc.

Client Sample ID: S-017324-111908-JP-042

TOTAL Metals

Lot-Sample #...: A8K200287-012 **Matrix.....:** SO

PARAMETER	RESULT	REPORTING LIMIT	UNITS	METHOD	PREPARATION-ANALYSIS DATE	WORK ORDER #
Silver	ND	1.2	mg/kg	SW846 6010B	11/21-11/24/08	K3DM71AP
		Dilution Factor: 1				
Sodium	ND	600	mg/kg	SW846 6010B	11/21-11/24/08	K3DM71AQ
		Dilution Factor: 1				
Vanadium	**18.3**	**6.0**	**mg/kg**	**SW846 6010B**	**11/21-11/24/08**	**K3DM71AR**
		Dilution Factor: 1				
Zinc	**88.2**	**2.4**	**mg/kg**	**SW846 6010B**	**11/21-11/24/08**	**K3DM71AT**
		Dilution Factor: 1				
Mercury	ND	0.12	mg/kg	SW846 7471A	11/21/08	K3DM71A0
		Dilution Factor: 1				

NOTE(S):

Results and reporting limits have been adjusted for dry weight.

Conestoga-Rovers & Associates, Inc.

Client Sample ID: S-017324-111908-JP-042

General Chemistry

Lot-Sample #...: A8K200287-012 **Work Order #...:** K3DM7 **Matrix.....:** SO
Date Sampled...: 11/19/08 14:05 **Date Received..:** 11/20/08
% Moisture.....: 17

PARAMETER	RESULT	RL	UNITS	METHOD	PREPARATION-ANALYSIS DATE	PREP BATCH #
Percent Solids	**83.4**	**10.0**	**%**	**MCAWW 160.3 MOD**	**11/25-11/26/08**	**8330499**

Dilution Factor: 1

Conestoga-Rovers & Associates, Inc.

Client Sample ID: S-017324-111908-JP-043

GC/MS Volatiles

Lot-Sample #...: A8K200287-013 **Work Order #...:** K3DM81AA **Matrix.....:** SO
Date Sampled...: 11/19/08 14:30 **Date Received..:** 11/20/08
Prep Date.....: 12/01/08 **Analysis Date..:** 12/01/08
Prep Batch #...: 8337379
Dilution Factor: 0.91
% Moisture.....: 23 **Method.....:** SW846 8260B

PARAMETER	RESULT	REPORTING LIMIT	UNITS
Acetone	ND	23	ug/kg
Benzene	ND	5.9	ug/kg
Bromodichloromethane	ND	5.9	ug/kg
Bromoform	ND	5.9	ug/kg
Bromomethane	ND	5.9	ug/kg
2-Butanone	ND	23	ug/kg
Carbon disulfide	ND	5.9	ug/kg
Carbon tetrachloride	ND	5.9	ug/kg
Chlorobenzene	ND	5.9	ug/kg
Dibromochloromethane	ND	5.9	ug/kg
1,2-Dibromo-3-chloro-propane	ND	12	ug/kg
Chloroethane	ND	5.9	ug/kg
Chloroform	ND	5.9	ug/kg
Chloromethane	ND	5.9	ug/kg
Cyclohexane	ND	12	ug/kg
1,2-Dibromoethane	ND	5.9	ug/kg
1,2-Dichlorobenzene	ND	5.9	ug/kg
1,3-Dichlorobenzene	ND	5.9	ug/kg
1,4-Dichlorobenzene	ND	5.9	ug/kg
Dichlorodifluoromethane	ND	5.9	ug/kg
1,1-Dichloroethane	ND	5.9	ug/kg
1,2-Dichloroethane	ND	5.9	ug/kg
1,1-Dichloroethene	ND	5.9	ug/kg
cis-1,2-Dichloroethene	ND	5.9	ug/kg
trans-1,2-Dichloroethene	ND	5.9	ug/kg
1,2-Dichloropropane	ND	5.9	ug/kg
cis-1,3-Dichloropropene	ND	5.9	ug/kg
trans-1,3-Dichloropropene	ND	5.9	ug/kg
Ethylbenzene	ND	5.9	ug/kg
Trichlorofluoromethane	ND	5.9	ug/kg
2-Hexanone	ND	23	ug/kg
Isopropylbenzene	ND	5.9	ug/kg
Methyl acetate	ND	12	ug/kg
Methylcyclohexane	ND	12	ug/kg
Methylene chloride	**11**	**5.9**	**ug/kg**
4-Methyl-2-pentanone	ND	23	ug/kg
Styrene	ND	5.9	ug/kg

(Continued on next page)

Conestoga-Rovers & Associates, Inc.

Client Sample ID: S-017324-111908-JP-043

GC/MS Volatiles

Lot-Sample #...: A8K200287-013 **Work Order #...:** K3DM81AA **Matrix.....:** SO

PARAMETER	RESULT	REPORTING LIMIT	UNITS
1,1,2,2-Tetrachloroethane	ND	5.9	ug/kg
Tetrachloroethene	ND	5.9	ug/kg
Toluene	ND	5.9	ug/kg
1,2,4-Trichloro-benzene	ND	5.9	ug/kg
1,1,1-Trichloroethane	ND	5.9	ug/kg
1,1,2-Trichloroethane	ND	5.9	ug/kg
Trichloroethene	ND	5.9	ug/kg
1,1,2-Trichloro-1,2,2-trifluoroethane	ND	5.9	ug/kg
Vinyl chloride	ND	5.9	ug/kg
Xylenes (total)	ND	12	ug/kg
Methyl tert-butyl ether	ND	23	ug/kg

SURROGATE	PERCENT RECOVERY	RECOVERY LIMITS
Dibromofluoromethane	91	(59 - 138)
1,2-Dichloroethane-d4	107	(61 - 130)
Toluene-d8	76	(60 - 143)
4-Bromofluorobenzene	88	(47 - 158)

NOTE(S):

Results and reporting limits have been adjusted for dry weight.

Conestoga-Rovers & Associates, Inc.

Client Sample ID: S-017324-111908-JP-043

General Chemistry

Lot-Sample #...: A8K200287-013 **Work Order #...:** K3DM8 **Matrix.....:** SO
Date Sampled...: 11/19/08 14:30 **Date Received..:** 11/20/08
% Moisture.....: 23

PARAMETER	RESULT	RL	UNITS	METHOD	PREPARATION-ANALYSIS DATE	PREP BATCH #
Percent Solids	**77.5**	**10.0**	**%**	**MCAWW 160.3 MOD**	**11/25-11/26/08**	**8330499**

Dilution Factor: 1

Conestoga-Rovers & Associates, Inc.

Client Sample ID: S-017324-111908-JP-044

GC/MS Semivolatiles

Lot-Sample #...: A8K200287-014 **Work Order #...:** K3DM91AA **Matrix.....:** SO
Date Sampled...: 11/19/08 14:30 **Date Received..:** 11/20/08
Prep Date.....: 11/24/08 **Analysis Date..:** 11/26/08
Prep Batch #...: 8329404
Dilution Factor: 1
% Moisture.....: 20 **Method.....:** SW846 8270C

PARAMETER	RESULT	REPORTING LIMIT	UNITS
Acenaphthene	ND	410	ug/kg
Acenaphthylene	ND	410	ug/kg
Acetophenone	ND	84	ug/kg
Anthracene	ND	410	ug/kg
Atrazine	ND	410	ug/kg
Benzo(a)anthracene	ND	410	ug/kg
Benzo(a)pyrene	ND	410	ug/kg
Benzo(b)fluoranthene	ND	410	ug/kg
Benzo(ghi)perylene	ND	410	ug/kg
Benzo(k)fluoranthene	ND	410	ug/kg
Benzaldehyde	ND	410	ug/kg
1,1'-Biphenyl	ND	410	ug/kg
bis(2-Chloroethoxy) methane	ND	410	ug/kg
bis(2-Chloroethyl)-ether	ND	410	ug/kg
bis(2-Ethylhexyl) phthalate	ND	410	ug/kg
4-Bromophenyl phenyl ether	ND	410	ug/kg
Butyl benzyl phthalate	ND	410	ug/kg
Caprolactam	ND	410	ug/kg
Carbazole	ND	410	ug/kg
4-Chloroaniline	ND	410	ug/kg
4-Chloro-3-methylphenol	ND	410	ug/kg
2-Chloronaphthalene	ND	410	ug/kg
2-Chlorophenol	ND	410	ug/kg
4-Chlorophenyl phenyl ether	ND	410	ug/kg
Chrysene	ND	410	ug/kg
Dibenz(a,h)anthracene	ND	410	ug/kg
Dibenzofuran	ND	410	ug/kg
3,3'-Dichlorobenzidine	ND	2000	ug/kg
2,4-Dichlorophenol	ND	410	ug/kg
Diethyl phthalate	ND	410	ug/kg
2,4-Dimethylphenol	ND	410	ug/kg
Dimethyl phthalate	ND	410	ug/kg
Di-n-butyl phthalate	ND	410	ug/kg

(Continued on next page)

Conestoga-Rovers & Associates, Inc.

Client Sample ID: S-017324-111908-JP-044

GC/MS Semivolatiles

Lot-Sample #...: A8K200287-014 **Work Order #...:** K3DM91AA **Matrix.....:** SO

PARAMETER	RESULT	REPORTING LIMIT	UNITS
4,6-Dinitro-2-methylphenol	ND	2000	ug/kg
2,4-Dinitrophenol	ND	2000	ug/kg
2,4-Dinitrotoluene	ND	410	ug/kg
2,6-Dinitrotoluene	ND	410	ug/kg
Di-n-octyl phthalate	ND	410	ug/kg
Fluoranthene	ND	410	ug/kg
Fluorene	ND	410	ug/kg
Hexachlorobenzene	ND	410	ug/kg
Hexachlorobutadiene	ND	410	ug/kg
Hexachlorocyclopenta-diene	ND	2000	ug/kg
Hexachloroethane	ND	410	ug/kg
Indeno(1,2,3-cd)pyrene	ND	410	ug/kg
Isophorone	ND	410	ug/kg
2-Methylnaphthalene	ND	410	ug/kg
2-Methylphenol	ND	410	ug/kg
4-Methylphenol	ND	410	ug/kg
Naphthalene	ND	410	ug/kg
2-Nitroaniline	ND	2000	ug/kg
3-Nitroaniline	ND	2000	ug/kg
4-Nitroaniline	ND	2000	ug/kg
Nitrobenzene	ND	410	ug/kg
2-Nitrophenol	ND	410	ug/kg
4-Nitrophenol	ND	2000	ug/kg
N-Nitrosodi-n-propyl-amine	ND	410	ug/kg
N-Nitrosodiphenylamine	ND	410	ug/kg
2,2'-oxybis (1-Chloropropane)	ND	410	ug/kg
Pentachlorophenol	ND	410	ug/kg
Phenanthrene	ND	410	ug/kg
Phenol	ND	410	ug/kg
Pyrene	ND	410	ug/kg
2,4,5-Trichloro-phenol	ND	410	ug/kg
2,4,6-Trichloro-phenol	ND	410	ug/kg

(Continued on next page)

Conestoga-Rovers & Associates, Inc.

Client Sample ID: S-017324-111908-JP-044

GC/MS Semivolatiles

Lot-Sample #...: A8K200287-014 **Work Order #...:** K3DM91AA **Matrix.....:** SO

SURROGATE	PERCENT RECOVERY	RECOVERY LIMITS
Nitrobenzene-d5	62	(24 - 112)
2-Fluorobiphenyl	63	(34 - 110)
Terphenyl-d14	84	(41 - 119)
Phenol-d5	74	(28 - 110)
2-Fluorophenol	77	(26 - 110)
2,4,6-Tribromophenol	65	(10 - 118)

NOTE(S):

Results and reporting limits have been adjusted for dry weight.

Conestoga-Rovers & Associates, Inc.

Client Sample ID: S-017324-111908-JP-044

GC Semivolatiles

Lot-Sample #...: A8K200287-014 **Work Order #...:** K3DM91AC **Matrix.....:** SO
Date Sampled...: 11/19/08 14:30 **Date Received..:** 11/20/08
Prep Date.....: 11/22/08 **Analysis Date..:** 12/01/08
Prep Batch #...: 8326344
Dilution Factor: 1
% Moisture.....: 20 **Method.....:** SW846 8082

PARAMETER	RESULT	REPORTING LIMIT	UNITS
Aroclor 1016	ND	41	ug/kg
Aroclor 1221	ND	41	ug/kg
Aroclor 1232	ND	41	ug/kg
Aroclor 1242	ND	41	ug/kg
Aroclor 1248	ND	41	ug/kg
Aroclor 1254	ND	41	ug/kg
Aroclor 1260	ND	41	ug/kg

SURROGATE	PERCENT RECOVERY	RECOVERY LIMITS
Tetrachloro-m-xylene	78	(10 - 196)
Decachlorobiphenyl	64	(10 - 199)

NOTE(S):

Results and reporting limits have been adjusted for dry weight.

Conestoga-Rovers & Associates, Inc.

Client Sample ID: S-017324-111908-JP-044

TOTAL Metals

Lot-Sample #...: A8K200287-014 **Matrix.....:** SO
Date Sampled...: 11/19/08 14:30 **Date Received..:** 11/20/08
% Moisture.....: 20

PARAMETER	RESULT	REPORTING LIMIT	UNITS	METHOD	PREPARATION-ANALYSIS DATE	WORK ORDER #
Prep Batch #...: 8326023						
Aluminum	**11400**	**25.1**	**mg/kg**	**SW846 6010B**	**11/21-11/24/08**	**K3DM91AD**
		Dilution Factor: 1				
Arsenic	**8.8**	**1.3**	**mg/kg**	**SW846 6010B**	**11/21-11/24/08**	**K3DM91AU**
		Dilution Factor: 1				
Lead	**12.7**	**0.38**	**mg/kg**	**SW846 6010B**	**11/21-11/24/08**	**K3DM91AV**
		Dilution Factor: 1				
Antimony	ND	7.5	mg/kg	SW846 6010B	11/21-11/24/08	K3DM91AE
		Dilution Factor: 1				
Selenium	ND	0.63	mg/kg	SW846 6010B	11/21-11/24/08	K3DM91AW
		Dilution Factor: 1				
Thallium	ND	1.3	mg/kg	SW846 6010B	11/21-11/24/08	K3DM91AX
		Dilution Factor: 1				
Cadmium	ND	0.63	mg/kg	SW846 6010B	11/21-11/24/08	K3DM91AF
		Dilution Factor: 1				
Chromium	**14.7**	**1.3**	**mg/kg**	**SW846 6010B**	**11/21-11/24/08**	**K3DM91AG**
		Dilution Factor: 1				
Cobalt	**8.3**	**6.3**	**mg/kg**	**SW846 6010B**	**11/21-11/24/08**	**K3DM91AH**
		Dilution Factor: 1				
Copper	**18.2**	**3.1**	**mg/kg**	**SW846 6010B**	**11/21-11/24/08**	**K3DM91AJ**
		Dilution Factor: 1				
Iron	**19500**	**12.6**	**mg/kg**	**SW846 6010B**	**11/21-11/24/08**	**K3DM91AK**
		Dilution Factor: 1				
Manganese	**562**	**1.9**	**mg/kg**	**SW846 6010B**	**11/21-11/24/08**	**K3DM91AL**
		Dilution Factor: 1				
Nickel	**24.7**	**5.0**	**mg/kg**	**SW846 6010B**	**11/21-11/24/08**	**K3DM91AM**
		Dilution Factor: 1				
Potassium	**1020**	**628**	**mg/kg**	**SW846 6010B**	**11/21-11/24/08**	**K3DM91AN**
		Dilution Factor: 1				

(Continued on next page)

Conestoga-Rovers & Associates, Inc.

Client Sample ID: S-017324-111908-JP-044

TOTAL Metals

Lot-Sample #...: A8K200287-014 **Matrix.....:** SO

PARAMETER	RESULT	REPORTING LIMIT	UNITS	METHOD	PREPARATION-ANALYSIS DATE	WORK ORDER #
Silver	ND	1.3	mg/kg	SW846 6010B	11/21-11/24/08	K3DM91AP
		Dilution Factor: 1				
Sodium	ND	628	mg/kg	SW846 6010B	11/21-11/24/08	K3DM91AQ
		Dilution Factor: 1				
Vanadium	**25.3**	**6.3**	**mg/kg**	**SW846 6010B**	**11/21-11/24/08**	**K3DM91AR**
		Dilution Factor: 1				
Zinc	**60.9**	**2.5**	**mg/kg**	**SW846 6010B**	**11/21-11/24/08**	**K3DM91AT**
		Dilution Factor: 1				
Mercury	ND	0.13	mg/kg	SW846 7471A	11/21/08	K3DM91A0
		Dilution Factor: 1				

NOTE(S):

Results and reporting limits have been adjusted for dry weight.

Conestoga-Rovers & Associates, Inc.

Client Sample ID: S-017324-111908-JP-044

General Chemistry

Lot-Sample #...: A8K200287-014 **Work Order #...:** K3DM9 **Matrix.....:** SO
Date Sampled...: 11/19/08 14:30 **Date Received..:** 11/20/08
% Moisture.....: 20

PARAMETER	RESULT	RL	UNITS	METHOD	PREPARATION-ANALYSIS DATE	PREP BATCH #
Percent Solids	**79.6**	**10.0**	**%**	**MCAWW 160.3 MOD**	**11/25-11/26/08**	**8330499**

Dilution Factor: 1

Conestoga-Rovers & Associates, Inc.

Client Sample ID: S-017324-111908-JP-045

GC/MS Volatiles

Lot-Sample #...: A8K200287-015 **Work Order #...:** K3DND1AA **Matrix.....:** SO
Date Sampled...: 11/19/08 14:55 **Date Received..:** 11/20/08
Prep Date.....: 12/01/08 **Analysis Date..:** 12/01/08
Prep Batch #...: 8337379
Dilution Factor: 0.86
% Moisture.....: 21 **Method.....:** SW846 8260B

PARAMETER	RESULT	REPORTING LIMIT	UNITS
Acetone	ND	22	ug/kg
Benzene	ND	5.4	ug/kg
Bromodichloromethane	ND	5.4	ug/kg
Bromoform	ND	5.4	ug/kg
Bromomethane	ND	5.4	ug/kg
2-Butanone	ND	22	ug/kg
Carbon disulfide	ND	5.4	ug/kg
Carbon tetrachloride	ND	5.4	ug/kg
Chlorobenzene	ND	5.4	ug/kg
Dibromochloromethane	ND	5.4	ug/kg
1,2-Dibromo-3-chloro-propane	ND	11	ug/kg
Chloroethane	ND	5.4	ug/kg
Chloroform	ND	5.4	ug/kg
Chloromethane	ND	5.4	ug/kg
Cyclohexane	ND	11	ug/kg
1,2-Dibromoethane	ND	5.4	ug/kg
1,2-Dichlorobenzene	ND	5.4	ug/kg
1,3-Dichlorobenzene	ND	5.4	ug/kg
1,4-Dichlorobenzene	ND	5.4	ug/kg
Dichlorodifluoromethane	ND	5.4	ug/kg
1,1-Dichloroethane	ND	5.4	ug/kg
1,2-Dichloroethane	ND	5.4	ug/kg
1,1-Dichloroethene	ND	5.4	ug/kg
cis-1,2-Dichloroethene	ND	5.4	ug/kg
trans-1,2-Dichloroethene	ND	5.4	ug/kg
1,2-Dichloropropane	ND	5.4	ug/kg
cis-1,3-Dichloropropene	ND	5.4	ug/kg
trans-1,3-Dichloropropene	ND	5.4	ug/kg
Ethylbenzene	ND	5.4	ug/kg
Trichlorofluoromethane	ND	5.4	ug/kg
2-Hexanone	ND	22	ug/kg
Isopropylbenzene	ND	5.4	ug/kg
Methyl acetate	ND	11	ug/kg
Methylcyclohexane	ND	11	ug/kg
Methylene chloride	**8.3**	**5.4**	**ug/kg**
4-Methyl-2-pentanone	ND	22	ug/kg
Styrene	ND	5.4	ug/kg

(Continued on next page)

Conestoga-Rovers & Associates, Inc.

Client Sample ID: S-017324-111908-JP-045

GC/MS Volatiles

Lot-Sample #...: A8K200287-015 **Work Order #...:** K3DND1AA **Matrix.....:** SO

PARAMETER	RESULT	REPORTING LIMIT	UNITS
1,1,2,2-Tetrachloroethane	ND	5.4	ug/kg
Tetrachloroethene	ND	5.4	ug/kg
Toluene	ND	5.4	ug/kg
1,2,4-Trichloro-benzene	ND	5.4	ug/kg
1,1,1-Trichloroethane	ND	5.4	ug/kg
1,1,2-Trichloroethane	ND	5.4	ug/kg
Trichloroethene	ND	5.4	ug/kg
1,1,2-Trichloro-1,2,2-trifluoroethane	ND	5.4	ug/kg
Vinyl chloride	ND	5.4	ug/kg
Xylenes (total)	ND	11	ug/kg
Methyl tert-butyl ether	ND	22	ug/kg

SURROGATE	PERCENT RECOVERY	RECOVERY LIMITS
Dibromofluoromethane	91	(59 - 138)
1,2-Dichloroethane-d4	106	(61 - 130)
Toluene-d8	79	(60 - 143)
4-Bromofluorobenzene	99	(47 - 158)

NOTE(S):

Results and reporting limits have been adjusted for dry weight.

Conestoga-Rovers & Associates, Inc.

Client Sample ID: S-017324-111908-JP-045

General Chemistry

Lot-Sample #...: A8K200287-015 **Work Order #...:** K3DND **Matrix.....:** SO
Date Sampled...: 11/19/08 14:55 **Date Received..:** 11/20/08
% Moisture.....: 21

PARAMETER	RESULT	RL	UNITS	METHOD	PREPARATION-ANALYSIS DATE	PREP BATCH #
Percent Solids	**79.4**	**10.0**	**%**	**MCAWW 160.3 MOD**	**11/25-11/26/08**	**8330499**

Dilution Factor: 1

Conestoga-Rovers & Associates, Inc.

Client Sample ID: S-017324-111908-JP-046

GC/MS Semivolatiles

Lot-Sample #...: A8K200287-016 **Work Order #...:** K3DNR1AA **Matrix.....:** SO
Date Sampled...: 11/19/08 14:55 **Date Received..:** 11/20/08
Prep Date.....: 11/24/08 **Analysis Date..:** 12/02/08
Prep Batch #...: 8329410
Dilution Factor: 1
% Moisture.....: 22 **Method.....:** SW846 8270C

PARAMETER	RESULT	REPORTING LIMIT	UNITS
Acenaphthene	ND	420	ug/kg
Acenaphthylene	ND	420	ug/kg
Acetophenone	ND	85	ug/kg
Anthracene	ND	420	ug/kg
Atrazine	ND	420	ug/kg
Benzo(a)anthracene	ND	420	ug/kg
Benzo(a)pyrene	ND	420	ug/kg
Benzo(b)fluoranthene	ND	420	ug/kg
Benzo(ghi)perylene	ND	420	ug/kg
Benzo(k)fluoranthene	ND	420	ug/kg
Benzaldehyde	ND	420	ug/kg
1,1'-Biphenyl	ND	420	ug/kg
bis(2-Chloroethoxy) methane	ND	420	ug/kg
bis(2-Chloroethyl)-ether	ND	420	ug/kg
bis(2-Ethylhexyl) phthalate	ND	420	ug/kg
4-Bromophenyl phenyl ether	ND	420	ug/kg
Butyl benzyl phthalate	ND	420	ug/kg
Caprolactam	ND	420	ug/kg
Carbazole	ND	420	ug/kg
4-Chloroaniline	ND	420	ug/kg
4-Chloro-3-methylphenol	ND	420	ug/kg
2-Chloronaphthalene	ND	420	ug/kg
2-Chlorophenol	ND	420	ug/kg
4-Chlorophenyl phenyl ether	ND	420	ug/kg
Chrysene	ND	420	ug/kg
Dibenz(a,h)anthracene	ND	420	ug/kg
Dibenzofuran	ND	420	ug/kg
3,3'-Dichlorobenzidine	ND	2000	ug/kg
2,4-Dichlorophenol	ND	420	ug/kg
Diethyl phthalate	ND	420	ug/kg
2,4-Dimethylphenol	ND	420	ug/kg
Dimethyl phthalate	ND	420	ug/kg
Di-n-butyl phthalate	ND	420	ug/kg

(Continued on next page)

Conestoga-Rovers & Associates, Inc.

Client Sample ID: S-017324-111908-JP-046

GC/MS Semivolatiles

Lot-Sample #...: A8K200287-016 **Work Order #...:** K3DNR1AA **Matrix.....:** SO

PARAMETER	RESULT	REPORTING LIMIT	UNITS
4,6-Dinitro-2-methylphenol	ND	2000	ug/kg
2,4-Dinitrophenol	ND	2000	ug/kg
2,4-Dinitrotoluene	ND	420	ug/kg
2,6-Dinitrotoluene	ND	420	ug/kg
Di-n-octyl phthalate	ND	420	ug/kg
Fluoranthene	ND	420	ug/kg
Fluorene	ND	420	ug/kg
Hexachlorobenzene	ND	420	ug/kg
Hexachlorobutadiene	ND	420	ug/kg
Hexachlorocyclopenta-diene	ND	2000	ug/kg
Hexachloroethane	ND	420	ug/kg
Indeno(1,2,3-cd)pyrene	ND	420	ug/kg
Isophorone	ND	420	ug/kg
2-Methylnaphthalene	ND	420	ug/kg
2-Methylphenol	ND	420	ug/kg
4-Methylphenol	ND	420	ug/kg
Naphthalene	ND	420	ug/kg
2-Nitroaniline	ND	2000	ug/kg
3-Nitroaniline	ND	2000	ug/kg
4-Nitroaniline	ND	2000	ug/kg
Nitrobenzene	ND	420	ug/kg
2-Nitrophenol	ND	420	ug/kg
4-Nitrophenol	ND	2000	ug/kg
N-Nitrosodi-n-propyl-amine	ND	420	ug/kg
N-Nitrosodiphenylamine	ND	420	ug/kg
2,2'-oxybis (1-Chloropropane)	ND	420	ug/kg
Pentachlorophenol	ND	420	ug/kg
Phenanthrene	ND	420	ug/kg
Phenol	ND	420	ug/kg
Pyrene	ND	420	ug/kg
2,4,5-Trichloro-phenol	ND	420	ug/kg
2,4,6-Trichloro-phenol	ND	420	ug/kg

(Continued on next page)

Conestoga-Rovers & Associates, Inc.

Client Sample ID: S-017324-111908-JP-046

GC/MS Semivolatiles

Lot-Sample #...: A8K200287-016 **Work Order #...:** K3DNR1AA **Matrix.....:** SO

SURROGATE	PERCENT RECOVERY	RECOVERY LIMITS
Nitrobenzene-d5	58	(24 - 112)
2-Fluorobiphenyl	57	(34 - 110)
Terphenyl-d14	85	(41 - 119)
Phenol-d5	63	(28 - 110)
2-Fluorophenol	61	(26 - 110)
2,4,6-Tribromophenol	63	(10 - 118)

NOTE(S):

Results and reporting limits have been adjusted for dry weight.

Conestoga-Rovers & Associates, Inc.

Client Sample ID: S-017324-111908-JP-046

GC Semivolatiles

Lot-Sample #...: A8K200287-016 **Work Order #...:** K3DNR1AC **Matrix.....:** SO
Date Sampled...: 11/19/08 14:55 **Date Received..:** 11/20/08
Prep Date.....: 11/22/08 **Analysis Date..:** 12/01/08
Prep Batch #...: 8326344
Dilution Factor: 1
% Moisture.....: 22 **Method.....:** SW846 8082

PARAMETER	RESULT	REPORTING LIMIT	UNITS
Aroclor 1016	ND	42	ug/kg
Aroclor 1221	ND	42	ug/kg
Aroclor 1232	ND	42	ug/kg
Aroclor 1242	ND	42	ug/kg
Aroclor 1248	ND	42	ug/kg
Aroclor 1254	ND	42	ug/kg
Aroclor 1260	ND	42	ug/kg

SURROGATE	PERCENT RECOVERY	RECOVERY LIMITS
Tetrachloro-m-xylene	81	(10 - 196)
Decachlorobiphenyl	72	(10 - 199)

NOTE(S):

Results and reporting limits have been adjusted for dry weight.

Conestoga-Rovers & Associates, Inc.

Client Sample ID: S-017324-111908-JP-046

TOTAL Metals

Lot-Sample #...: A8K200287-016 **Matrix.....:** SO
Date Sampled...: 11/19/08 14:55 **Date Received..:** 11/20/08
% Moisture.....: 22

PARAMETER	RESULT	REPORTING LIMIT	UNITS	METHOD	PREPARATION-ANALYSIS DATE	WORK ORDER #
Prep Batch #...: 8326023						
Aluminum	**14300**	**25.5**	**mg/kg**	**SW846 6010B**	**11/21-11/24/08**	**K3DNR1AD**
		Dilution Factor: 1				
Arsenic	**11.3**	**1.3**	**mg/kg**	**SW846 6010B**	**11/21-11/24/08**	**K3DNR1AU**
		Dilution Factor: 1				
Lead	**14.3**	**0.38**	**mg/kg**	**SW846 6010B**	**11/21-11/24/08**	**K3DNR1AV**
		Dilution Factor: 1				
Antimony	ND	7.6	mg/kg	SW846 6010B	11/21-11/24/08	K3DNR1AE
		Dilution Factor: 1				
Selenium	ND	0.64	mg/kg	SW846 6010B	11/21-11/24/08	K3DNR1AW
		Dilution Factor: 1				
Thallium	ND	1.3	mg/kg	SW846 6010B	11/21-11/24/08	K3DNR1AX
		Dilution Factor: 1				
Cadmium	ND	0.64	mg/kg	SW846 6010B	11/21-11/24/08	K3DNR1AF
		Dilution Factor: 1				
Chromium	**18.9**	**1.3**	**mg/kg**	**SW846 6010B**	**11/21-11/24/08**	**K3DNR1AG**
		Dilution Factor: 1				
Cobalt	**8.4**	**6.4**	**mg/kg**	**SW846 6010B**	**11/21-11/24/08**	**K3DNR1AH**
		Dilution Factor: 1				
Copper	**24.5**	**3.2**	**mg/kg**	**SW846 6010B**	**11/21-11/24/08**	**K3DNR1AJ**
		Dilution Factor: 1				
Iron	**26100**	**12.7**	**mg/kg**	**SW846 6010B**	**11/21-11/24/08**	**K3DNR1AK**
		Dilution Factor: 1				
Manganese	**475**	**1.9**	**mg/kg**	**SW846 6010B**	**11/21-11/24/08**	**K3DNR1AL**
		Dilution Factor: 1				
Nickel	**25.6**	**5.1**	**mg/kg**	**SW846 6010B**	**11/21-11/24/08**	**K3DNR1AM**
		Dilution Factor: 1				
Potassium	**909**	**637**	**mg/kg**	**SW846 6010B**	**11/21-11/24/08**	**K3DNR1AN**
		Dilution Factor: 1				

(Continued on next page)

Conestoga-Rovers & Associates, Inc.

Client Sample ID: S-017324-111908-JP-046

TOTAL Metals

Lot-Sample #...: A8K200287-016 **Matrix.....:** SO

PARAMETER	RESULT	REPORTING LIMIT	UNITS	METHOD	PREPARATION-ANALYSIS DATE	WORK ORDER #
Silver	ND	1.3	mg/kg	SW846 6010B	11/21-11/24/08	K3DNR1AP
		Dilution Factor: 1				
Sodium	ND	637	mg/kg	SW846 6010B	11/21-11/24/08	K3DNR1AQ
		Dilution Factor: 1				
Vanadium	**30.4**	**6.4**	**mg/kg**	**SW846 6010B**	**11/21-11/24/08**	**K3DNR1AR**
		Dilution Factor: 1				
Zinc	**66.9**	**2.5**	**mg/kg**	**SW846 6010B**	**11/21-11/24/08**	**K3DNR1AT**
		Dilution Factor: 1				
Mercury	ND	0.13	mg/kg	SW846 7471A	11/21/08	K3DNR1A0
		Dilution Factor: 1				

NOTE(S):

Results and reporting limits have been adjusted for dry weight.

Conestoga-Rovers & Associates, Inc.

Client Sample ID: S-017324-111908-JP-046

General Chemistry

Lot-Sample #...: A8K200287-016 **Work Order #...:** K3DNR **Matrix.....:** SO
Date Sampled...: 11/19/08 14:55 **Date Received..:** 11/20/08
% Moisture.....: 22

PARAMETER	RESULT	RL	UNITS	METHOD	PREPARATION-ANALYSIS DATE	PREP BATCH #
Percent Solids	**78.4**	**10.0**	**%**	**MCAWW 160.3 MOD**	**11/25-11/26/08**	**8330499**

Dilution Factor: 1

Conestoga-Rovers & Associates, Inc.

Client Sample ID: S-017324-111908-JP-047

GC/MS Volatiles

Lot-Sample #...: A8K200287-017 **Work Order #...:** K3DN01AA **Matrix.....:** SO
Date Sampled...: 11/19/08 15:30 **Date Received..:** 11/20/08
Prep Date.....: 12/01/08 **Analysis Date..:** 12/01/08
Prep Batch #...: 8337379
Dilution Factor: 0.74
% Moisture.....: 17 **Method.....:** SW846 8260B

PARAMETER	RESULT	REPORTING LIMIT	UNITS
Acetone	ND	18	ug/kg
Benzene	ND	4.5	ug/kg
Bromodichloromethane	ND	4.5	ug/kg
Bromoform	ND	4.5	ug/kg
Bromomethane	ND	4.5	ug/kg
2-Butanone	ND	18	ug/kg
Carbon disulfide	ND	4.5	ug/kg
Carbon tetrachloride	ND	4.5	ug/kg
Chlorobenzene	ND	4.5	ug/kg
Dibromochloromethane	ND	4.5	ug/kg
1,2-Dibromo-3-chloro-propane	ND	8.9	ug/kg
Chloroethane	ND	4.5	ug/kg
Chloroform	ND	4.5	ug/kg
Chloromethane	ND	4.5	ug/kg
Cyclohexane	ND	8.9	ug/kg
1,2-Dibromoethane	ND	4.5	ug/kg
1,2-Dichlorobenzene	ND	4.5	ug/kg
1,3-Dichlorobenzene	ND	4.5	ug/kg
1,4-Dichlorobenzene	ND	4.5	ug/kg
Dichlorodifluoromethane	ND	4.5	ug/kg
1,1-Dichloroethane	ND	4.5	ug/kg
1,2-Dichloroethane	ND	4.5	ug/kg
1,1-Dichloroethene	ND	4.5	ug/kg
cis-1,2-Dichloroethene	ND	4.5	ug/kg
trans-1,2-Dichloroethene	ND	4.5	ug/kg
1,2-Dichloropropane	ND	4.5	ug/kg
cis-1,3-Dichloropropene	ND	4.5	ug/kg
trans-1,3-Dichloropropene	ND	4.5	ug/kg
Ethylbenzene	ND	4.5	ug/kg
Trichlorofluoromethane	ND	4.5	ug/kg
2-Hexanone	ND	18	ug/kg
Isopropylbenzene	ND	4.5	ug/kg
Methyl acetate	ND	8.9	ug/kg
Methylcyclohexane	ND	8.9	ug/kg
Methylene chloride	**7.5**	**4.5**	**ug/kg**
4-Methyl-2-pentanone	ND	18	ug/kg
Styrene	ND	4.5	ug/kg

(Continued on next page)

Conestoga-Rovers & Associates, Inc.

Client Sample ID: S-017324-111908-JP-047

GC/MS Volatiles

Lot-Sample #...: A8K200287-017 **Work Order #...:** K3DN01AA **Matrix.....:** SO

PARAMETER	RESULT	REPORTING LIMIT	UNITS
1,1,2,2-Tetrachloroethane	ND	4.5	ug/kg
Tetrachloroethene	ND	4.5	ug/kg
Toluene	ND	4.5	ug/kg
1,2,4-Trichloro-benzene	ND	4.5	ug/kg
1,1,1-Trichloroethane	ND	4.5	ug/kg
1,1,2-Trichloroethane	ND	4.5	ug/kg
Trichloroethene	ND	4.5	ug/kg
1,1,2-Trichloro-1,2,2-trifluoroethane	ND	4.5	ug/kg
Vinyl chloride	ND	4.5	ug/kg
Xylenes (total)	ND	8.9	ug/kg
Methyl tert-butyl ether	ND	18	ug/kg

SURROGATE	PERCENT RECOVERY	RECOVERY LIMITS
Dibromofluoromethane	92	(59 - 138)
1,2-Dichloroethane-d4	107	(61 - 130)
Toluene-d8	78	(60 - 143)
4-Bromofluorobenzene	88	(47 - 158)

NOTE(S):

Results and reporting limits have been adjusted for dry weight.

Conestoga-Rovers & Associates, Inc.

Client Sample ID: S-017324-111908-JP-047

General Chemistry

Lot-Sample #...: A8K200287-017 **Work Order #...:** K3DN0 **Matrix.....:** SO
Date Sampled...: 11/19/08 15:30 **Date Received..:** 11/20/08
% Moisture.....: 17

PARAMETER	RESULT	RL	UNITS	METHOD	PREPARATION-ANALYSIS DATE	PREP BATCH #
Percent Solids	**83.0**	**10.0**	**%**	**MCAWW 160.3 MOD**	**11/25-11/26/08**	**8330499**

Dilution Factor: 1

Conestoga-Rovers & Associates, Inc.

Client Sample ID: S-017324-111908-JP-048

GC/MS Semivolatiles

Lot-Sample #...: A8K200287-018 **Work Order #...:** K3DN31AA **Matrix.....:** SO
Date Sampled...: 11/19/08 15:30 **Date Received..:** 11/20/08
Prep Date.....: 11/24/08 **Analysis Date..:** 12/02/08
Prep Batch #...: 8329410
Dilution Factor: 1
% Moisture.....: 20 **Method.....:** SW846 8270C

PARAMETER	RESULT	REPORTING LIMIT	UNITS
Acenaphthene	ND	410	ug/kg
Acenaphthylene	ND	410	ug/kg
Acetophenone	ND	84	ug/kg
Anthracene	ND	410	ug/kg
Atrazine	ND	410	ug/kg
Benzo(a)anthracene	ND	410	ug/kg
Benzo(a)pyrene	ND	410	ug/kg
Benzo(b)fluoranthene	ND	410	ug/kg
Benzo(ghi)perylene	ND	410	ug/kg
Benzo(k)fluoranthene	ND	410	ug/kg
Benzaldehyde	ND	410	ug/kg
1,1'-Biphenyl	ND	410	ug/kg
bis(2-Chloroethoxy) methane	ND	410	ug/kg
bis(2-Chloroethyl)-ether	ND	410	ug/kg
bis(2-Ethylhexyl) phthalate	ND	410	ug/kg
4-Bromophenyl phenyl ether	ND	410	ug/kg
Butyl benzyl phthalate	ND	410	ug/kg
Caprolactam	ND	410	ug/kg
Carbazole	ND	410	ug/kg
4-Chloroaniline	ND	410	ug/kg
4-Chloro-3-methylphenol	ND	410	ug/kg
2-Chloronaphthalene	ND	410	ug/kg
2-Chlorophenol	ND	410	ug/kg
4-Chlorophenyl phenyl ether	ND	410	ug/kg
Chrysene	ND	410	ug/kg
Dibenz(a,h)anthracene	ND	410	ug/kg
Dibenzofuran	ND	410	ug/kg
3,3'-Dichlorobenzidine	ND	2000	ug/kg
2,4-Dichlorophenol	ND	410	ug/kg
Diethyl phthalate	ND	410	ug/kg
2,4-Dimethylphenol	ND	410	ug/kg
Dimethyl phthalate	ND	410	ug/kg
Di-n-butyl phthalate	ND	410	ug/kg

(Continued on next page)

Conestoga-Rovers & Associates, Inc.

Client Sample ID: S-017324-111908-JP-048

GC/MS Semivolatiles

Lot-Sample #...: A8K200287-018 **Work Order #...:** K3DN31AA **Matrix.....:** SO

PARAMETER	RESULT	REPORTING LIMIT	UNITS
4,6-Dinitro-2-methylphenol	ND	2000	ug/kg
2,4-Dinitrophenol	ND	2000	ug/kg
2,4-Dinitrotoluene	ND	410	ug/kg
2,6-Dinitrotoluene	ND	410	ug/kg
Di-n-octyl phthalate	ND	410	ug/kg
Fluoranthene	ND	410	ug/kg
Fluorene	ND	410	ug/kg
Hexachlorobenzene	ND	410	ug/kg
Hexachlorobutadiene	ND	410	ug/kg
Hexachlorocyclopenta-diene	ND	2000	ug/kg
Hexachloroethane	ND	410	ug/kg
Indeno(1,2,3-cd)pyrene	ND	410	ug/kg
Isophorone	ND	410	ug/kg
2-Methylnaphthalene	ND	410	ug/kg
2-Methylphenol	ND	410	ug/kg
4-Methylphenol	ND	410	ug/kg
Naphthalene	ND	410	ug/kg
2-Nitroaniline	ND	2000	ug/kg
3-Nitroaniline	ND	2000	ug/kg
4-Nitroaniline	ND	2000	ug/kg
Nitrobenzene	ND	410	ug/kg
2-Nitrophenol	ND	410	ug/kg
4-Nitrophenol	ND	2000	ug/kg
N-Nitrosodi-n-propyl-amine	ND	410	ug/kg
N-Nitrosodiphenylamine	ND	410	ug/kg
2,2'-oxybis (1-Chloropropane)	ND	410	ug/kg
Pentachlorophenol	ND	410	ug/kg
Phenanthrene	ND	410	ug/kg
Phenol	ND	410	ug/kg
Pyrene	ND	410	ug/kg
2,4,5-Trichloro-phenol	ND	410	ug/kg
2,4,6-Trichloro-phenol	ND	410	ug/kg

(Continued on next page)

Conestoga-Rovers & Associates, Inc.

Client Sample ID: S-017324-111908-JP-048

GC/MS Semivolatiles

Lot-Sample #...: A8K200287-018 **Work Order #...:** K3DN31AA **Matrix.....:** SO

SURROGATE	PERCENT RECOVERY	RECOVERY LIMITS
Nitrobenzene-d5	60	(24 - 112)
2-Fluorobiphenyl	59	(34 - 110)
Terphenyl-d14	88	(41 - 119)
Phenol-d5	67	(28 - 110)
2-Fluorophenol	66	(26 - 110)
2,4,6-Tribromophenol	63	(10 - 118)

NOTE(S):

Results and reporting limits have been adjusted for dry weight.

Conestoga-Rovers & Associates, Inc.

Client Sample ID: S-017324-111908-JP-048

GC Semivolatiles

Lot-Sample #...: A8K200287-018 **Work Order #...:** K3DN31AC **Matrix.....:** SO
Date Sampled...: 11/19/08 15:30 **Date Received..:** 11/20/08
Prep Date.....: 11/22/08 **Analysis Date..:** 12/01/08
Prep Batch #...: 8326344
Dilution Factor: 1
% Moisture.....: 20 **Method.....:** SW846 8082

PARAMETER	RESULT	REPORTING LIMIT	UNITS
Aroclor 1016	ND	41	ug/kg
Aroclor 1221	ND	41	ug/kg
Aroclor 1232	ND	41	ug/kg
Aroclor 1242	ND	41	ug/kg
Aroclor 1248	ND	41	ug/kg
Aroclor 1254	ND	41	ug/kg
Aroclor 1260	ND	41	ug/kg

SURROGATE	PERCENT RECOVERY	RECOVERY LIMITS
Tetrachloro-m-xylene	84	(10 - 196)
Decachlorobiphenyl	71	(10 - 199)

NOTE(S):

Results and reporting limits have been adjusted for dry weight.

Conestoga-Rovers & Associates, Inc.

Client Sample ID: S-017324-111908-JP-048

TOTAL Metals

Lot-Sample #...: A8K200287-018 **Matrix.....:** SO
Date Sampled...: 11/19/08 15:30 **Date Received..:** 11/20/08
% Moisture.....: 20

PARAMETER	RESULT	REPORTING LIMIT	UNITS	METHOD	PREPARATION-ANALYSIS DATE	WORK ORDER #
Prep Batch #...: 8326023						
Aluminum	**13700**	**25.1**	**mg/kg**	**SW846 6010B**	**11/21-11/24/08**	**K3DN31AD**
		Dilution Factor: 1				
Arsenic	**10.8**	**1.3**	**mg/kg**	**SW846 6010B**	**11/21-11/24/08**	**K3DN31AU**
		Dilution Factor: 1				
Lead	**18.1**	**0.38**	**mg/kg**	**SW846 6010B**	**11/21-11/24/08**	**K3DN31AV**
		Dilution Factor: 1				
Antimony	ND	7.5	mg/kg	SW846 6010B	11/21-11/24/08	K3DN31AE
		Dilution Factor: 1				
Selenium	ND	0.63	mg/kg	SW846 6010B	11/21-11/24/08	K3DN31AW
		Dilution Factor: 1				
Thallium	ND	1.3	mg/kg	SW846 6010B	11/21-11/24/08	K3DN31AX
		Dilution Factor: 1				
Cadmium	ND	0.63	mg/kg	SW846 6010B	11/21-11/24/08	K3DN31AF
		Dilution Factor: 1				
Chromium	**17.2**	**1.3**	**mg/kg**	**SW846 6010B**	**11/21-11/24/08**	**K3DN31AG**
		Dilution Factor: 1				
Cobalt	**10.9**	**6.3**	**mg/kg**	**SW846 6010B**	**11/21-11/24/08**	**K3DN31AH**
		Dilution Factor: 1				
Copper	**19.3**	**3.1**	**mg/kg**	**SW846 6010B**	**11/21-11/24/08**	**K3DN31AJ**
		Dilution Factor: 1				
Iron	**23100**	**12.6**	**mg/kg**	**SW846 6010B**	**11/21-11/24/08**	**K3DN31AK**
		Dilution Factor: 1				
Manganese	**597**	**1.9**	**mg/kg**	**SW846 6010B**	**11/21-11/24/08**	**K3DN31AL**
		Dilution Factor: 1				
Nickel	**19.8**	**5.0**	**mg/kg**	**SW846 6010B**	**11/21-11/24/08**	**K3DN31AM**
		Dilution Factor: 1				
Potassium	**937**	**628**	**mg/kg**	**SW846 6010B**	**11/21-11/24/08**	**K3DN31AN**
		Dilution Factor: 1				

(Continued on next page)

Conestoga-Rovers & Associates, Inc.

Client Sample ID: S-017324-111908-JP-048

TOTAL Metals

Lot-Sample #...: A8K200287-018 **Matrix.....:** SO

PARAMETER	RESULT	REPORTING LIMIT	UNITS	METHOD	PREPARATION-ANALYSIS DATE	WORK ORDER #
Silver	ND	1.3	mg/kg	SW846 6010B	11/21-11/24/08	K3DN31AP
		Dilution Factor: 1				
Sodium	ND	628	mg/kg	SW846 6010B	11/21-11/24/08	K3DN31AQ
		Dilution Factor: 1				
Vanadium	**31.4**	**6.3**	**mg/kg**	**SW846 6010B**	**11/21-11/24/08**	**K3DN31AR**
		Dilution Factor: 1				
Zinc	**65.7**	**2.5**	**mg/kg**	**SW846 6010B**	**11/21-11/24/08**	**K3DN31AT**
		Dilution Factor: 1				
Mercury	ND	0.13	mg/kg	SW846 7471A	11/21/08	K3DN31A0
		Dilution Factor: 1				

NOTE(S):

Results and reporting limits have been adjusted for dry weight.

Conestoga-Rovers & Associates, Inc.

Client Sample ID: S-017324-111908-JP-048

General Chemistry

Lot-Sample #...: A8K200287-018 **Work Order #...:** K3DN3 **Matrix.....:** SO
Date Sampled...: 11/19/08 15:30 **Date Received..:** 11/20/08
% Moisture.....: 20

PARAMETER	RESULT	RL	UNITS	METHOD	PREPARATION-ANALYSIS DATE	PREP BATCH #
Percent Solids	**79.6**	**10.0**	**%**	**MCAWW 160.3 MOD**	**11/25-11/26/08**	**8330500**

Dilution Factor: 1

Conestoga-Rovers & Associates, Inc.

Client Sample ID: S-017324-111908-JP-049

GC/MS Volatiles

Lot-Sample #...: A8K200287-019 **Work Order #...:** K3DN61AA **Matrix.....:** SO
Date Sampled...: 11/19/08 16:00 **Date Received..:** 11/20/08
Prep Date.....: 12/01/08 **Analysis Date..:** 12/01/08
Prep Batch #...: 8337379
Dilution Factor: 0.82
% Moisture.....: 20 **Method.....:** SW846 8260B

PARAMETER	RESULT	REPORTING LIMIT	UNITS
Acetone	ND	21	ug/kg
Benzene	ND	5.1	ug/kg
Bromodichloromethane	ND	5.1	ug/kg
Bromoform	ND	5.1	ug/kg
Bromomethane	ND	5.1	ug/kg
2-Butanone	ND	21	ug/kg
Carbon disulfide	ND	5.1	ug/kg
Carbon tetrachloride	ND	5.1	ug/kg
Chlorobenzene	ND	5.1	ug/kg
Dibromochloromethane	ND	5.1	ug/kg
1,2-Dibromo-3-chloro-propane	ND	10	ug/kg
Chloroethane	ND	5.1	ug/kg
Chloroform	ND	5.1	ug/kg
Chloromethane	ND	5.1	ug/kg
Cyclohexane	ND	10	ug/kg
1,2-Dibromoethane	ND	5.1	ug/kg
1,2-Dichlorobenzene	ND	5.1	ug/kg
1,3-Dichlorobenzene	ND	5.1	ug/kg
1,4-Dichlorobenzene	ND	5.1	ug/kg
Dichlorodifluoromethane	ND	5.1	ug/kg
1,1-Dichloroethane	ND	5.1	ug/kg
1,2-Dichloroethane	ND	5.1	ug/kg
1,1-Dichloroethene	ND	5.1	ug/kg
cis-1,2-Dichloroethene	ND	5.1	ug/kg
trans-1,2-Dichloroethene	ND	5.1	ug/kg
1,2-Dichloropropane	ND	5.1	ug/kg
cis-1,3-Dichloropropene	ND	5.1	ug/kg
trans-1,3-Dichloropropene	ND	5.1	ug/kg
Ethylbenzene	ND	5.1	ug/kg
Trichlorofluoromethane	ND	5.1	ug/kg
2-Hexanone	ND	21	ug/kg
Isopropylbenzene	ND	5.1	ug/kg
Methyl acetate	ND	10	ug/kg
Methylcyclohexane	ND	10	ug/kg
Methylene chloride	**8.4**	**5.1**	**ug/kg**
4-Methyl-2-pentanone	ND	21	ug/kg
Styrene	ND	5.1	ug/kg

(Continued on next page)

Conestoga-Rovers & Associates, Inc.

Client Sample ID: S-017324-111908-JP-049

GC/MS Volatiles

Lot-Sample #...: A8K200287-019 **Work Order #...:** K3DN61AA **Matrix.....:** SO

PARAMETER	RESULT	REPORTING LIMIT	UNITS
1,1,2,2-Tetrachloroethane	ND	5.1	ug/kg
Tetrachloroethene	ND	5.1	ug/kg
Toluene	ND	5.1	ug/kg
1,2,4-Trichloro-benzene	ND	5.1	ug/kg
1,1,1-Trichloroethane	ND	5.1	ug/kg
1,1,2-Trichloroethane	ND	5.1	ug/kg
Trichloroethene	ND	5.1	ug/kg
1,1,2-Trichloro-1,2,2-trifluoroethane	ND	5.1	ug/kg
Vinyl chloride	ND	5.1	ug/kg
Xylenes (total)	ND	10	ug/kg
Methyl tert-butyl ether	ND	21	ug/kg

SURROGATE	PERCENT RECOVERY	RECOVERY LIMITS
Dibromofluoromethane	93	(59 - 138)
1,2-Dichloroethane-d4	105	(61 - 130)
Toluene-d8	79	(60 - 143)
4-Bromofluorobenzene	95	(47 - 158)

NOTE(S):

Results and reporting limits have been adjusted for dry weight.

Conestoga-Rovers & Associates, Inc.

Client Sample ID: S-017324-111908-JP-049

General Chemistry

Lot-Sample #...: A8K200287-019 **Work Order #...:** K3DN6 **Matrix.....:** SO
Date Sampled...: 11/19/08 16:00 **Date Received..:** 11/20/08
% Moisture.....: 20

PARAMETER	RESULT	RL	UNITS	METHOD	PREPARATION-ANALYSIS DATE	PREP BATCH #
Percent Solids	**79.7**	**10.0**	**%**	**MCAWW 160.3 MOD**	**11/25-11/26/08**	**8330500**

Dilution Factor: 1

Conestoga-Rovers & Associates, Inc.

Client Sample ID: S-017324-111908-JP-050

GC/MS Semivolatiles

Lot-Sample #...: A8K200287-020 **Work Order #...:** K3DN81AA **Matrix.....:** SO
Date Sampled...: 11/19/08 16:00 **Date Received..:** 11/20/08
Prep Date.....: 11/24/08 **Analysis Date..:** 12/02/08
Prep Batch #...: 8329410
Dilution Factor: 1
% Moisture.....: 20 **Method.....:** SW846 8270C

PARAMETER	RESULT	REPORTING LIMIT	UNITS
Acenaphthene	ND	410	ug/kg
Acenaphthylene	ND	410	ug/kg
Acetophenone	ND	84	ug/kg
Anthracene	ND	410	ug/kg
Atrazine	ND	410	ug/kg
Benzo(a)anthracene	ND	410	ug/kg
Benzo(a)pyrene	ND	410	ug/kg
Benzo(b)fluoranthene	ND	410	ug/kg
Benzo(ghi)perylene	ND	410	ug/kg
Benzo(k)fluoranthene	ND	410	ug/kg
Benzaldehyde	ND	410	ug/kg
1,1'-Biphenyl	ND	410	ug/kg
bis(2-Chloroethoxy) methane	ND	410	ug/kg
bis(2-Chloroethyl)-ether	ND	410	ug/kg
bis(2-Ethylhexyl) phthalate	ND	410	ug/kg
4-Bromophenyl phenyl ether	ND	410	ug/kg
Butyl benzyl phthalate	ND	410	ug/kg
Caprolactam	ND	410	ug/kg
Carbazole	ND	410	ug/kg
4-Chloroaniline	ND	410	ug/kg
4-Chloro-3-methylphenol	ND	410	ug/kg
2-Chloronaphthalene	ND	410	ug/kg
2-Chlorophenol	ND	410	ug/kg
4-Chlorophenyl phenyl ether	ND	410	ug/kg
Chrysene	ND	410	ug/kg
Dibenz(a,h)anthracene	ND	410	ug/kg
Dibenzofuran	ND	410	ug/kg
3,3'-Dichlorobenzidine	ND	2000	ug/kg
2,4-Dichlorophenol	ND	410	ug/kg
Diethyl phthalate	ND	410	ug/kg
2,4-Dimethylphenol	ND	410	ug/kg
Dimethyl phthalate	ND	410	ug/kg
Di-n-butyl phthalate	ND	410	ug/kg

(Continued on next page)

Conestoga-Rovers & Associates, Inc.

Client Sample ID: S-017324-111908-JP-050

GC/MS Semivolatiles

Lot-Sample #...: A8K200287-020 **Work Order #...:** K3DN81AA **Matrix.....:** SO

PARAMETER	RESULT	REPORTING LIMIT	UNITS
4,6-Dinitro-2-methylphenol	ND	2000	ug/kg
2,4-Dinitrophenol	ND	2000	ug/kg
2,4-Dinitrotoluene	ND	410	ug/kg
2,6-Dinitrotoluene	ND	410	ug/kg
Di-n-octyl phthalate	ND	410	ug/kg
Fluoranthene	ND	410	ug/kg
Fluorene	ND	410	ug/kg
Hexachlorobenzene	ND	410	ug/kg
Hexachlorobutadiene	ND	410	ug/kg
Hexachlorocyclopenta-diene	ND	2000	ug/kg
Hexachloroethane	ND	410	ug/kg
Indeno(1,2,3-cd)pyrene	ND	410	ug/kg
Isophorone	ND	410	ug/kg
2-Methylnaphthalene	ND	410	ug/kg
2-Methylphenol	ND	410	ug/kg
4-Methylphenol	ND	410	ug/kg
Naphthalene	ND	410	ug/kg
2-Nitroaniline	ND	2000	ug/kg
3-Nitroaniline	ND	2000	ug/kg
4-Nitroaniline	ND	2000	ug/kg
Nitrobenzene	ND	410	ug/kg
2-Nitrophenol	ND	410	ug/kg
4-Nitrophenol	ND	2000	ug/kg
N-Nitrosodi-n-propyl-amine	ND	410	ug/kg
N-Nitrosodiphenylamine	ND	410	ug/kg
2,2'-oxybis (1-Chloropropane)	ND	410	ug/kg
Pentachlorophenol	ND	410	ug/kg
Phenanthrene	ND	410	ug/kg
Phenol	ND	410	ug/kg
Pyrene	ND	410	ug/kg
2,4,5-Trichloro-phenol	ND	410	ug/kg
2,4,6-Trichloro-phenol	ND	410	ug/kg

(Continued on next page)

Conestoga-Rovers & Associates, Inc.

Client Sample ID: S-017324-111908-JP-050

GC/MS Semivolatiles

Lot-Sample #...: A8K200287-020 **Work Order #...:** K3DN81AA **Matrix.....:** SO

SURROGATE	PERCENT RECOVERY	RECOVERY LIMITS
Nitrobenzene-d5	63	(24 - 112)
2-Fluorobiphenyl	61	(34 - 110)
Terphenyl-d14	102	(41 - 119)
Phenol-d5	64	(28 - 110)
2-Fluorophenol	58	(26 - 110)
2,4,6-Tribromophenol	69	(10 - 118)

NOTE(S):

Results and reporting limits have been adjusted for dry weight.

Conestoga-Rovers & Associates, Inc.

Client Sample ID: S-017324-111908-JP-050

GC Semivolatiles

Lot-Sample #...: A8K200287-020 **Work Order #...:** K3DN81AC **Matrix.....:** SO
Date Sampled...: 11/19/08 16:00 **Date Received..:** 11/20/08
Prep Date.....: 11/22/08 **Analysis Date..:** 12/01/08
Prep Batch #...: 8326344
Dilution Factor: 1
% Moisture.....: 20 **Method.....:** SW846 8082

PARAMETER	RESULT	REPORTING LIMIT	UNITS
Aroclor 1016	ND	41	ug/kg
Aroclor 1221	ND	41	ug/kg
Aroclor 1232	ND	41	ug/kg
Aroclor 1242	ND	41	ug/kg
Aroclor 1248	ND	41	ug/kg
Aroclor 1254	ND	41	ug/kg
Aroclor 1260	ND	41	ug/kg

SURROGATE	PERCENT RECOVERY	RECOVERY LIMITS
Tetrachloro-m-xylene	78	(10 - 196)
Decachlorobiphenyl	67	(10 - 199)

NOTE(S):

Results and reporting limits have been adjusted for dry weight.

Conestoga-Rovers & Associates, Inc.

Client Sample ID: S-017324-111908-JP-050

TOTAL Metals

Lot-Sample #...: A8K200287-020 **Matrix.....:** SO
Date Sampled...: 11/19/08 16:00 **Date Received..:** 11/20/08
% Moisture.....: 20

PARAMETER	RESULT	REPORTING LIMIT	UNITS	METHOD	PREPARATION-ANALYSIS DATE	WORK ORDER #
Prep Batch #...: 8326023						
Aluminum	**10300**	**25.1**	**mg/kg**	**SW846 6010B**	**11/21-11/24/08**	**K3DN81AD**
		Dilution Factor: 1				
Arsenic	**6.9**	**1.3**	**mg/kg**	**SW846 6010B**	**11/21-11/24/08**	**K3DN81AU**
		Dilution Factor: 1				
Lead	**14.0**	**0.38**	**mg/kg**	**SW846 6010B**	**11/21-11/24/08**	**K3DN81AV**
		Dilution Factor: 1				
Antimony	ND	7.5	mg/kg	SW846 6010B	11/21-11/24/08	K3DN81AE
		Dilution Factor: 1				
Selenium	ND	0.63	mg/kg	SW846 6010B	11/21-11/24/08	K3DN81AW
		Dilution Factor: 1				
Thallium	ND	1.3	mg/kg	SW846 6010B	11/21-11/24/08	K3DN81AX
		Dilution Factor: 1				
Cadmium	ND	0.63	mg/kg	SW846 6010B	11/21-11/24/08	K3DN81AF
		Dilution Factor: 1				
Chromium	**13.4**	**1.3**	**mg/kg**	**SW846 6010B**	**11/21-11/24/08**	**K3DN81AG**
		Dilution Factor: 1				
Cobalt	**9.7**	**6.3**	**mg/kg**	**SW846 6010B**	**11/21-11/24/08**	**K3DN81AH**
		Dilution Factor: 1				
Copper	**10.8**	**3.1**	**mg/kg**	**SW846 6010B**	**11/21-11/24/08**	**K3DN81AJ**
		Dilution Factor: 1				
Iron	**16700**	**12.6**	**mg/kg**	**SW846 6010B**	**11/21-11/24/08**	**K3DN81AK**
		Dilution Factor: 1				
Manganese	**659**	**1.9**	**mg/kg**	**SW846 6010B**	**11/21-11/24/08**	**K3DN81AL**
		Dilution Factor: 1				
Nickel	**10.6**	**5.0**	**mg/kg**	**SW846 6010B**	**11/21-11/24/08**	**K3DN81AM**
		Dilution Factor: 1				
Potassium	**753**	**628**	**mg/kg**	**SW846 6010B**	**11/21-11/24/08**	**K3DN81AN**
		Dilution Factor: 1				

(Continued on next page)

Conestoga-Rovers & Associates, Inc.

Client Sample ID: S-017324-111908-JP-050

TOTAL Metals

Lot-Sample #...: A8K200287-020 **Matrix.....:** SO

PARAMETER	RESULT	REPORTING LIMIT	UNITS	METHOD	PREPARATION-ANALYSIS DATE	WORK ORDER #
Silver	ND	1.3	mg/kg	SW846 6010B	11/21-11/24/08	K3DN81AP
		Dilution Factor: 1				
Sodium	ND	628	mg/kg	SW846 6010B	11/21-11/24/08	K3DN81AQ
		Dilution Factor: 1				
Vanadium	**25.6**	**6.3**	**mg/kg**	**SW846 6010B**	**11/21-11/24/08**	**K3DN81AR**
		Dilution Factor: 1				
Zinc	**37.9**	**2.5**	**mg/kg**	**SW846 6010B**	**11/21-11/24/08**	**K3DN81AT**
		Dilution Factor: 1				
Mercury	ND	0.13	mg/kg	SW846 7471A	11/21/08	K3DN81A0
		Dilution Factor: 1				

NOTE(S):

Results and reporting limits have been adjusted for dry weight.

Conestoga-Rovers & Associates, Inc.

Client Sample ID: S-017324-111908-JP-050

General Chemistry

Lot-Sample #...: A8K200287-020 **Work Order #...:** K3DN8 **Matrix.....:** SO
Date Sampled...: 11/19/08 16:00 **Date Received..:** 11/20/08
% Moisture.....: 20

PARAMETER	RESULT	RL	UNITS	METHOD	PREPARATION-ANALYSIS DATE	PREP BATCH #
Percent Solids	**79.6**	**10.0**	**%**	**MCAWW 160.3 MOD**	**11/26-11/28/08**	**8331324**

Dilution Factor: 1

Conestoga-Rovers & Associates, Inc.

Client Sample ID: S-017324-111908-NH-001

GC/MS Semivolatiles

Lot-Sample #...: A8K200300-001 **Work Order #...:** K3DPK1AA **Matrix.....:** SO
Date Sampled...: 11/19/08 10:35 **Date Received..:** 11/20/08
Prep Date.....: 11/24/08 **Analysis Date..:** 12/02/08
Prep Batch #...: 8329410
Dilution Factor: 1
% Moisture.....: 21 **Method.....:** SW846 8270C

PARAMETER	RESULT	REPORTING LIMIT	UNITS
Acenaphthene	ND	420	ug/kg
Acenaphthylene	ND	420	ug/kg
Acetophenone	ND	84	ug/kg
Anthracene	ND	420	ug/kg
Atrazine	ND	420	ug/kg
Benzo(a)anthracene	ND	420	ug/kg
Benzo(a)pyrene	ND	420	ug/kg
Benzo(b)fluoranthene	ND	420	ug/kg
Benzo(ghi)perylene	ND	420	ug/kg
Benzo(k)fluoranthene	ND	420	ug/kg
Benzaldehyde	ND	420	ug/kg
1,1'-Biphenyl	ND	420	ug/kg
bis(2-Chloroethoxy) methane	ND	420	ug/kg
bis(2-Chloroethyl)-ether	ND	420	ug/kg
bis(2-Ethylhexyl) phthalate	ND	420	ug/kg
4-Bromophenyl phenyl ether	ND	420	ug/kg
Butyl benzyl phthalate	ND	420	ug/kg
Caprolactam	ND	420	ug/kg
Carbazole	ND	420	ug/kg
4-Chloroaniline	ND	420	ug/kg
4-Chloro-3-methylphenol	ND	420	ug/kg
2-Chloronaphthalene	ND	420	ug/kg
2-Chlorophenol	ND	420	ug/kg
4-Chlorophenyl phenyl ether	ND	420	ug/kg
Chrysene	ND	420	ug/kg
Dibenz(a,h)anthracene	ND	420	ug/kg
Dibenzofuran	ND	420	ug/kg
3,3'-Dichlorobenzidine	ND	2000	ug/kg
2,4-Dichlorophenol	ND	420	ug/kg
Diethyl phthalate	ND	420	ug/kg
2,4-Dimethylphenol	ND	420	ug/kg
Dimethyl phthalate	ND	420	ug/kg
Di-n-butyl phthalate	ND	420	ug/kg

(Continued on next page)

Conestoga-Rovers & Associates, Inc.

Client Sample ID: S-017324-111908-NH-001

GC/MS Semivolatiles

Lot-Sample #...: A8K200300-001 **Work Order #...:** K3DPK1AA **Matrix.....:** SO

PARAMETER	RESULT	REPORTING LIMIT	UNITS
4,6-Dinitro-2-methylphenol	ND	2000	ug/kg
2,4-Dinitrophenol	ND	2000	ug/kg
2,4-Dinitrotoluene	ND	420	ug/kg
2,6-Dinitrotoluene	ND	420	ug/kg
Di-n-octyl phthalate	ND	420	ug/kg
Fluoranthene	ND	420	ug/kg
Fluorene	ND	420	ug/kg
Hexachlorobenzene	ND	420	ug/kg
Hexachlorobutadiene	ND	420	ug/kg
Hexachlorocyclopenta-diene	ND	2000	ug/kg
Hexachloroethane	ND	420	ug/kg
Indeno(1,2,3-cd)pyrene	ND	420	ug/kg
Isophorone	ND	420	ug/kg
2-Methylnaphthalene	ND	420	ug/kg
2-Methylphenol	ND	420	ug/kg
4-Methylphenol	ND	420	ug/kg
Naphthalene	ND	420	ug/kg
2-Nitroaniline	ND	2000	ug/kg
3-Nitroaniline	ND	2000	ug/kg
4-Nitroaniline	ND	2000	ug/kg
Nitrobenzene	ND	420	ug/kg
2-Nitrophenol	ND	420	ug/kg
4-Nitrophenol	ND	2000	ug/kg
N-Nitrosodi-n-propyl-amine	ND	420	ug/kg
N-Nitrosodiphenylamine	ND	420	ug/kg
2,2'-oxybis (1-Chloropropane)	ND	420	ug/kg
Pentachlorophenol	ND	420	ug/kg
Phenanthrene	ND	420	ug/kg
Phenol	ND	420	ug/kg
Pyrene	ND	420	ug/kg
2,4,5-Trichloro-phenol	ND	420	ug/kg
2,4,6-Trichloro-phenol	ND	420	ug/kg

(Continued on next page)

Conestoga-Rovers & Associates, Inc.

Client Sample ID: S-017324-111908-NH-001

GC/MS Semivolatiles

Lot-Sample #...: A8K200300-001 **Work Order #...:** K3DPK1AA **Matrix.....:** SO

SURROGATE	PERCENT RECOVERY	RECOVERY LIMITS
Nitrobenzene-d5	69	(24 - 112)
2-Fluorobiphenyl	62	(34 - 110)
Terphenyl-d14	104	(41 - 119)
Phenol-d5	78	(28 - 110)
2-Fluorophenol	75	(26 - 110)
2,4,6-Tribromophenol	70	(10 - 118)

NOTE(S):

Results and reporting limits have been adjusted for dry weight.

Conestoga-Rovers & Associates, Inc.

Client Sample ID: S-017324-111908-NH-001

GC Semivolatiles

Lot-Sample #...: A8K200300-001 **Work Order #...:** K3DPK1AC **Matrix.....:** SO
Date Sampled...: 11/19/08 10:35 **Date Received..:** 11/20/08
Prep Date.....: 11/22/08 **Analysis Date..:** 12/01/08
Prep Batch #...: 8326344
Dilution Factor: 1
% Moisture.....: 21 **Method.....:** SW846 8082

PARAMETER	RESULT	REPORTING LIMIT	UNITS
Aroclor 1016	ND	42	ug/kg
Aroclor 1221	ND	42	ug/kg
Aroclor 1232	ND	42	ug/kg
Aroclor 1242	ND	42	ug/kg
Aroclor 1248	ND	42	ug/kg
Aroclor 1254	ND	42	ug/kg
Aroclor 1260	ND	42	ug/kg

SURROGATE	PERCENT RECOVERY	RECOVERY LIMITS
Tetrachloro-m-xylene	92	(10 - 196)
Decachlorobiphenyl	88	(10 - 199)

NOTE(S):

Results and reporting limits have been adjusted for dry weight.

Conestoga-Rovers & Associates, Inc.

Client Sample ID: S-017324-111908-NH-001

TOTAL Metals

Lot-Sample #...: A8K200300-001 **Matrix.....:** SO
Date Sampled...: 11/19/08 10:35 **Date Received..:** 11/20/08
% Moisture.....: 21

PARAMETER	RESULT	REPORTING LIMIT	UNITS	METHOD	PREPARATION-ANALYSIS DATE	WORK ORDER #
Prep Batch #...: 8326023						
Aluminum	**15400**	**25.2**	**mg/kg**	**SW846 6010B**	**11/21-11/24/08**	**K3DPK1AD**
		Dilution Factor: 1				
Arsenic	**12.3**	**1.3**	**mg/kg**	**SW846 6010B**	**11/21-11/24/08**	**K3DPK1AU**
		Dilution Factor: 1				
Lead	**16.3**	**0.38**	**mg/kg**	**SW846 6010B**	**11/21-11/24/08**	**K3DPK1AV**
		Dilution Factor: 1				
Antimony	ND	7.6	mg/kg	SW846 6010B	11/21-11/24/08	K3DPK1AE
		Dilution Factor: 1				
Selenium	ND	0.63	mg/kg	SW846 6010B	11/21-11/24/08	K3DPK1AW
		Dilution Factor: 1				
Thallium	ND	1.3	mg/kg	SW846 6010B	11/21-11/24/08	K3DPK1AX
		Dilution Factor: 1				
Cadmium	ND	0.63	mg/kg	SW846 6010B	11/21-11/24/08	K3DPK1AF
		Dilution Factor: 1				
Chromium	**20.7**	**1.3**	**mg/kg**	**SW846 6010B**	**11/21-11/24/08**	**K3DPK1AG**
		Dilution Factor: 1				
Cobalt	**10.2**	**6.3**	**mg/kg**	**SW846 6010B**	**11/21-11/24/08**	**K3DPK1AH**
		Dilution Factor: 1				
Copper	**29.2**	**3.2**	**mg/kg**	**SW846 6010B**	**11/21-11/24/08**	**K3DPK1AJ**
		Dilution Factor: 1				
Iron	**27900**	**12.6**	**mg/kg**	**SW846 6010B**	**11/21-11/24/08**	**K3DPK1AK**
		Dilution Factor: 1				
Manganese	**487**	**1.9**	**mg/kg**	**SW846 6010B**	**11/21-11/24/08**	**K3DPK1AL**
		Dilution Factor: 1				
Nickel	**32.3**	**5.0**	**mg/kg**	**SW846 6010B**	**11/21-11/24/08**	**K3DPK1AM**
		Dilution Factor: 1				
Potassium	**1360**	**631**	**mg/kg**	**SW846 6010B**	**11/21-11/24/08**	**K3DPK1AN**
		Dilution Factor: 1				

(Continued on next page)

Conestoga-Rovers & Associates, Inc.

Client Sample ID: S-017324-111908-NH-001

TOTAL Metals

Lot-Sample #...: A8K200300-001 **Matrix.....:** SO

PARAMETER	RESULT	REPORTING LIMIT	UNITS	METHOD	PREPARATION-ANALYSIS DATE	WORK ORDER #
Silver	ND	1.3	mg/kg	SW846 6010B	11/21-11/24/08	K3DPK1AP
		Dilution Factor: 1				
Sodium	ND	631	mg/kg	SW846 6010B	11/21-11/24/08	K3DPK1AQ
		Dilution Factor: 1				
Vanadium	**31.4**	**6.3**	**mg/kg**	**SW846 6010B**	**11/21-11/24/08**	**K3DPK1AR**
		Dilution Factor: 1				
Zinc	**84.7**	**2.5**	**mg/kg**	**SW846 6010B**	**11/21-11/24/08**	**K3DPK1AT**
		Dilution Factor: 1				
Mercury	ND	0.13	mg/kg	SW846 7471A	11/21/08	K3DPK1A0
		Dilution Factor: 1				

NOTE(S):

Results and reporting limits have been adjusted for dry weight.

Conestoga-Rovers & Associates, Inc.

Client Sample ID: S-017324-111908-NH-001

General Chemistry

Lot-Sample #...: A8K200300-001 **Work Order #...:** K3DPK **Matrix.....:** SO
Date Sampled...: 11/19/08 10:35 **Date Received..:** 11/20/08
% Moisture.....: 21

PARAMETER	RESULT	RL	UNITS	METHOD	PREPARATION-ANALYSIS DATE	PREP BATCH #
Percent Solids	**79.3**	**10.0**	**%**	**MCAWW 160.3 MOD**	**11/25-11/26/08**	**8330500**

Dilution Factor: 1

Conestoga-Rovers & Associates, Inc.

Client Sample ID: S-017324-111908-NH-002

GC/MS Volatiles

Lot-Sample #...: A8K200300-002 **Work Order #...:** K3DPP1AA **Matrix.....:** SO
Date Sampled...: 11/19/08 10:40 **Date Received..:** 11/20/08
Prep Date.....: 12/01/08 **Analysis Date..:** 12/01/08
Prep Batch #...: 8337312
Dilution Factor: 0.86
% Moisture.....: 25 **Method.....:** SW846 8260B

PARAMETER	RESULT	REPORTING LIMIT	UNITS
Acetone	ND	23	ug/kg
Benzene	ND	5.7	ug/kg
Bromodichloromethane	ND	5.7	ug/kg
Bromoform	ND	5.7	ug/kg
Bromomethane	ND	5.7	ug/kg
2-Butanone	ND	23	ug/kg
Carbon disulfide	ND	5.7	ug/kg
Carbon tetrachloride	ND	5.7	ug/kg
Chlorobenzene	ND	5.7	ug/kg
Dibromochloromethane	ND	5.7	ug/kg
1,2-Dibromo-3-chloro-propane	ND	11	ug/kg
Chloroethane	ND	5.7	ug/kg
Chloroform	ND	5.7	ug/kg
Chloromethane	ND	5.7	ug/kg
Cyclohexane	ND	11	ug/kg
1,2-Dibromoethane	ND	5.7	ug/kg
1,2-Dichlorobenzene	ND	5.7	ug/kg
1,3-Dichlorobenzene	ND	5.7	ug/kg
1,4-Dichlorobenzene	ND	5.7	ug/kg
Dichlorodifluoromethane	ND	5.7	ug/kg
1,1-Dichloroethane	ND	5.7	ug/kg
1,2-Dichloroethane	ND	5.7	ug/kg
1,1-Dichloroethene	ND	5.7	ug/kg
cis-1,2-Dichloroethene	ND	5.7	ug/kg
trans-1,2-Dichloroethene	ND	5.7	ug/kg
1,2-Dichloropropane	ND	5.7	ug/kg
cis-1,3-Dichloropropene	ND	5.7	ug/kg
trans-1,3-Dichloropropene	ND	5.7	ug/kg
Ethylbenzene	ND	5.7	ug/kg
Trichlorofluoromethane	ND	5.7	ug/kg
2-Hexanone	ND	23	ug/kg
Isopropylbenzene	ND	5.7	ug/kg
Methyl acetate	ND	11	ug/kg
Methylcyclohexane	ND	11	ug/kg
Methylene chloride	**14**	**5.7**	**ug/kg**
4-Methyl-2-pentanone	ND	23	ug/kg
Styrene	ND	5.7	ug/kg

(Continued on next page)

Conestoga-Rovers & Associates, Inc.

Client Sample ID: S-017324-111908-NH-002

GC/MS Volatiles

Lot-Sample #...: A8K200300-002 **Work Order #...:** K3DPP1AA **Matrix.....:** SO

PARAMETER	RESULT	REPORTING LIMIT	UNITS
1,1,2,2-Tetrachloroethane	ND	5.7	ug/kg
Tetrachloroethene	ND	5.7	ug/kg
Toluene	ND	5.7	ug/kg
1,2,4-Trichloro-benzene	ND	5.7	ug/kg
1,1,1-Trichloroethane	ND	5.7	ug/kg
1,1,2-Trichloroethane	ND	5.7	ug/kg
Trichloroethene	ND	5.7	ug/kg
1,1,2-Trichloro-1,2,2-trifluoroethane	ND	5.7	ug/kg
Vinyl chloride	ND	5.7	ug/kg
Xylenes (total)	ND	11	ug/kg
Methyl tert-butyl ether	ND	23	ug/kg

SURROGATE	PERCENT RECOVERY	RECOVERY LIMITS
Dibromofluoromethane	100	(59 - 138)
1,2-Dichloroethane-d4	94	(61 - 130)
Toluene-d8	101	(60 - 143)
4-Bromofluorobenzene	98	(47 - 158)

NOTE(S):

Results and reporting limits have been adjusted for dry weight.

Conestoga-Rovers & Associates, Inc.

Client Sample ID: S-017324-111908-NH-002

General Chemistry

Lot-Sample #...: A8K200300-002 **Work Order #...:** K3DPP **Matrix.....:** SO
Date Sampled...: 11/19/08 10:40 **Date Received..:** 11/20/08
% Moisture.....: 25

PARAMETER	RESULT	RL	UNITS	METHOD	PREPARATION-ANALYSIS DATE	PREP BATCH #
Percent Solids	**74.9**	**10.0**	**%**	**MCAWW 160.3 MOD**	**11/25-11/26/08**	**8330500**

Dilution Factor: 1

Conestoga-Rovers & Associates, Inc.

Client Sample ID: S-017324-111908-NH-003

GC/MS Volatiles

Lot-Sample #...: A8K200300-003 **Work Order #...:** K3DPQ1AA **Matrix.....:** SO
Date Sampled...: 11/19/08 11:05 **Date Received..:** 11/20/08
Prep Date.....: 12/01/08 **Analysis Date..:** 12/01/08
Prep Batch #...: 8337312
Dilution Factor: 0.84
% Moisture.....: 21 **Method.....:** SW846 8260B

PARAMETER	RESULT	REPORTING LIMIT	UNITS
Acetone	ND	21	ug/kg
Benzene	ND	5.3	ug/kg
Bromodichloromethane	ND	5.3	ug/kg
Bromoform	ND	5.3	ug/kg
Bromomethane	ND	5.3	ug/kg
2-Butanone	ND	21	ug/kg
Carbon disulfide	ND	5.3	ug/kg
Carbon tetrachloride	ND	5.3	ug/kg
Chlorobenzene	ND	5.3	ug/kg
Dibromochloromethane	ND	5.3	ug/kg
1,2-Dibromo-3-chloro-propane	ND	11	ug/kg
Chloroethane	ND	5.3	ug/kg
Chloroform	ND	5.3	ug/kg
Chloromethane	ND	5.3	ug/kg
Cyclohexane	ND	11	ug/kg
1,2-Dibromoethane	ND	5.3	ug/kg
1,2-Dichlorobenzene	ND	5.3	ug/kg
1,3-Dichlorobenzene	ND	5.3	ug/kg
1,4-Dichlorobenzene	ND	5.3	ug/kg
Dichlorodifluoromethane	ND	5.3	ug/kg
1,1-Dichloroethane	ND	5.3	ug/kg
1,2-Dichloroethane	ND	5.3	ug/kg
1,1-Dichloroethene	ND	5.3	ug/kg
cis-1,2-Dichloroethene	ND	5.3	ug/kg
trans-1,2-Dichloroethene	ND	5.3	ug/kg
1,2-Dichloropropane	ND	5.3	ug/kg
cis-1,3-Dichloropropene	ND	5.3	ug/kg
trans-1,3-Dichloropropene	ND	5.3	ug/kg
Ethylbenzene	ND	5.3	ug/kg
Trichlorofluoromethane	ND	5.3	ug/kg
2-Hexanone	ND	21	ug/kg
Isopropylbenzene	ND	5.3	ug/kg
Methyl acetate	ND	11	ug/kg
Methylcyclohexane	ND	11	ug/kg
Methylene chloride	**13**	**5.3**	**ug/kg**
4-Methyl-2-pentanone	ND	21	ug/kg
Styrene	ND	5.3	ug/kg

(Continued on next page)

Conestoga-Rovers & Associates, Inc.

Client Sample ID: S-017324-111908-NH-003

GC/MS Volatiles

Lot-Sample #...: A8K200300-003 **Work Order #...:** K3DPQ1AA **Matrix.....:** SO

PARAMETER	RESULT	REPORTING LIMIT	UNITS
1,1,2,2-Tetrachloroethane	ND	5.3	ug/kg
Tetrachloroethene	ND	5.3	ug/kg
Toluene	ND	5.3	ug/kg
1,2,4-Trichloro-benzene	ND	5.3	ug/kg
1,1,1-Trichloroethane	ND	5.3	ug/kg
1,1,2-Trichloroethane	ND	5.3	ug/kg
Trichloroethene	ND	5.3	ug/kg
1,1,2-Trichloro-1,2,2-trifluoroethane	ND	5.3	ug/kg
Vinyl chloride	ND	5.3	ug/kg
Xylenes (total)	ND	11	ug/kg
Methyl tert-butyl ether	ND	21	ug/kg

SURROGATE	PERCENT RECOVERY	RECOVERY LIMITS
Dibromofluoromethane	100	(59 - 138)
1,2-Dichloroethane-d4	92	(61 - 130)
Toluene-d8	101	(60 - 143)
4-Bromofluorobenzene	91	(47 - 158)

NOTE(S):

Results and reporting limits have been adjusted for dry weight.

Conestoga-Rovers & Associates, Inc.

Client Sample ID: S-017324-111908-NH-003

General Chemistry

Lot-Sample #...: A8K200300-003 **Work Order #...:** K3DPQ **Matrix.....:** SO
Date Sampled...: 11/19/08 11:05 **Date Received..:** 11/20/08
% Moisture.....: 21

PARAMETER	RESULT	RL	UNITS	METHOD	PREPARATION-ANALYSIS DATE	PREP BATCH #
Percent Solids	**79.4**	**10.0**	**%**	**MCAWW 160.3 MOD**	**11/25-11/26/08**	**8330500**

Dilution Factor: 1

Conestoga-Rovers & Associates, Inc.

Client Sample ID: S-017324-111908-NH-004

GC/MS Semivolatiles

Lot-Sample #...: A8K200300-004 **Work Order #...:** K3DPR1AA **Matrix.....:** SO
Date Sampled...: 11/19/08 11:10 **Date Received..:** 11/20/08
Prep Date.....: 11/24/08 **Analysis Date..:** 12/02/08
Prep Batch #...: 8329410
Dilution Factor: 1
% Moisture.....: 21 **Method.....:** SW846 8270C

PARAMETER	RESULT	REPORTING LIMIT	UNITS
Acenaphthene	ND	420	ug/kg
Acenaphthylene	ND	420	ug/kg
Acetophenone	ND	84	ug/kg
Anthracene	ND	420	ug/kg
Atrazine	ND	420	ug/kg
Benzo(a)anthracene	ND	420	ug/kg
Benzo(a)pyrene	ND	420	ug/kg
Benzo(b)fluoranthene	ND	420	ug/kg
Benzo(ghi)perylene	ND	420	ug/kg
Benzo(k)fluoranthene	ND	420	ug/kg
Benzaldehyde	ND	420	ug/kg
1,1'-Biphenyl	ND	420	ug/kg
bis(2-Chloroethoxy) methane	ND	420	ug/kg
bis(2-Chloroethyl)-ether	ND	420	ug/kg
bis(2-Ethylhexyl) phthalate	ND	420	ug/kg
4-Bromophenyl phenyl ether	ND	420	ug/kg
Butyl benzyl phthalate	ND	420	ug/kg
Caprolactam	ND	420	ug/kg
Carbazole	ND	420	ug/kg
4-Chloroaniline	ND	420	ug/kg
4-Chloro-3-methylphenol	ND	420	ug/kg
2-Chloronaphthalene	ND	420	ug/kg
2-Chlorophenol	ND	420	ug/kg
4-Chlorophenyl phenyl ether	ND	420	ug/kg
Chrysene	ND	420	ug/kg
Dibenz(a,h)anthracene	ND	420	ug/kg
Dibenzofuran	ND	420	ug/kg
3,3'-Dichlorobenzidine	ND	2000	ug/kg
2,4-Dichlorophenol	ND	420	ug/kg
Diethyl phthalate	ND	420	ug/kg
2,4-Dimethylphenol	ND	420	ug/kg
Dimethyl phthalate	ND	420	ug/kg
Di-n-butyl phthalate	ND	420	ug/kg

(Continued on next page)

Conestoga-Rovers & Associates, Inc.

Client Sample ID: S-017324-111908-NH-004

GC/MS Semivolatiles

Lot-Sample #...: A8K200300-004 **Work Order #...:** K3DPR1AA **Matrix.....:** SO

PARAMETER	RESULT	REPORTING LIMIT	UNITS
4,6-Dinitro-2-methylphenol	ND	2000	ug/kg
2,4-Dinitrophenol	ND	2000	ug/kg
2,4-Dinitrotoluene	ND	420	ug/kg
2,6-Dinitrotoluene	ND	420	ug/kg
Di-n-octyl phthalate	ND	420	ug/kg
Fluoranthene	ND	420	ug/kg
Fluorene	ND	420	ug/kg
Hexachlorobenzene	ND	420	ug/kg
Hexachlorobutadiene	ND	420	ug/kg
Hexachlorocyclopenta-diene	ND	2000	ug/kg
Hexachloroethane	ND	420	ug/kg
Indeno(1,2,3-cd)pyrene	ND	420	ug/kg
Isophorone	ND	420	ug/kg
2-Methylnaphthalene	ND	420	ug/kg
2-Methylphenol	ND	420	ug/kg
4-Methylphenol	ND	420	ug/kg
Naphthalene	ND	420	ug/kg
2-Nitroaniline	ND	2000	ug/kg
3-Nitroaniline	ND	2000	ug/kg
4-Nitroaniline	ND	2000	ug/kg
Nitrobenzene	ND	420	ug/kg
2-Nitrophenol	ND	420	ug/kg
4-Nitrophenol	ND	2000	ug/kg
N-Nitrosodi-n-propyl-amine	ND	420	ug/kg
N-Nitrosodiphenylamine	ND	420	ug/kg
2,2'-oxybis (1-Chloropropane)	ND	420	ug/kg
Pentachlorophenol	ND	420	ug/kg
Phenanthrene	ND	420	ug/kg
Phenol	ND	420	ug/kg
Pyrene	ND	420	ug/kg
2,4,5-Trichloro-phenol	ND	420	ug/kg
2,4,6-Trichloro-phenol	ND	420	ug/kg

(Continued on next page)

Conestoga-Rovers & Associates, Inc.

Client Sample ID: S-017324-111908-NH-004

GC/MS Semivolatiles

Lot-Sample #...: A8K200300-004 **Work Order #...:** K3DPR1AA **Matrix.....:** SO

SURROGATE	PERCENT RECOVERY	RECOVERY LIMITS
Nitrobenzene-d5	62	(24 - 112)
2-Fluorobiphenyl	58	(34 - 110)
Terphenyl-d14	95	(41 - 119)
Phenol-d5	69	(28 - 110)
2-Fluorophenol	65	(26 - 110)
2,4,6-Tribromophenol	66	(10 - 118)

NOTE(S):

Results and reporting limits have been adjusted for dry weight.

Conestoga-Rovers & Associates, Inc.

Client Sample ID: S-017324-111908-NH-004

GC Semivolatiles

Lot-Sample #...: A8K200300-004 **Work Order #...:** K3DPR1AC **Matrix.....:** SO
Date Sampled...: 11/19/08 11:10 **Date Received..:** 11/20/08
Prep Date.....: 11/22/08 **Analysis Date..:** 12/01/08
Prep Batch #...: 8326344
Dilution Factor: 1
% Moisture.....: 21 **Method.....:** SW846 8082

PARAMETER	RESULT	REPORTING LIMIT	UNITS
Aroclor 1016	ND	42	ug/kg
Aroclor 1221	ND	42	ug/kg
Aroclor 1232	ND	42	ug/kg
Aroclor 1242	ND	42	ug/kg
Aroclor 1248	ND	42	ug/kg
Aroclor 1254	ND	42	ug/kg
Aroclor 1260	ND	42	ug/kg

SURROGATE	PERCENT RECOVERY	RECOVERY LIMITS
Tetrachloro-m-xylene	97	(10 - 196)
Decachlorobiphenyl	89	(10 - 199)

NOTE(S):

Results and reporting limits have been adjusted for dry weight.

Conestoga-Rovers & Associates, Inc.

Client Sample ID: S-017324-111908-NH-004

TOTAL Metals

Lot-Sample #...: A8K200300-004 **Matrix.....:** SO
Date Sampled...: 11/19/08 11:10 **Date Received..:** 11/20/08
% Moisture.....: 21

PARAMETER	RESULT	REPORTING LIMIT	UNITS	METHOD	PREPARATION-ANALYSIS DATE	WORK ORDER #
Prep Batch #...: 8326023						
Aluminum	**13600**	**25.2**	**mg/kg**	**SW846 6010B**	**11/21-11/24/08**	**K3DPR1AD**
		Dilution Factor: 1				
Arsenic	**9.9**	**1.3**	**mg/kg**	**SW846 6010B**	**11/21-11/24/08**	**K3DPR1AU**
		Dilution Factor: 1				
Lead	**18.6**	**0.38**	**mg/kg**	**SW846 6010B**	**11/21-11/24/08**	**K3DPR1AV**
		Dilution Factor: 1				
Antimony	ND	7.5	mg/kg	SW846 6010B	11/21-11/24/08	K3DPR1AE
		Dilution Factor: 1				
Selenium	ND	0.63	mg/kg	SW846 6010B	11/21-11/24/08	K3DPR1AW
		Dilution Factor: 1				
Thallium	ND	1.3	mg/kg	SW846 6010B	11/21-11/24/08	K3DPR1AX
		Dilution Factor: 1				
Cadmium	ND	0.63	mg/kg	SW846 6010B	11/21-11/24/08	K3DPR1AF
		Dilution Factor: 1				
Chromium	**18.3**	**1.3**	**mg/kg**	**SW846 6010B**	**11/21-11/24/08**	**K3DPR1AG**
		Dilution Factor: 1				
Cobalt	**8.8**	**6.3**	**mg/kg**	**SW846 6010B**	**11/21-11/24/08**	**K3DPR1AH**
		Dilution Factor: 1				
Copper	**22.2**	**3.1**	**mg/kg**	**SW846 6010B**	**11/21-11/24/08**	**K3DPR1AJ**
		Dilution Factor: 1				
Iron	**22400**	**12.6**	**mg/kg**	**SW846 6010B**	**11/21-11/24/08**	**K3DPR1AK**
		Dilution Factor: 1				
Manganese	**564**	**1.9**	**mg/kg**	**SW846 6010B**	**11/21-11/24/08**	**K3DPR1AL**
		Dilution Factor: 1				
Nickel	**27.4**	**5.0**	**mg/kg**	**SW846 6010B**	**11/21-11/24/08**	**K3DPR1AM**
		Dilution Factor: 1				
Potassium	**1510**	**629**	**mg/kg**	**SW846 6010B**	**11/21-11/24/08**	**K3DPR1AN**
		Dilution Factor: 1				

(Continued on next page)

Conestoga-Rovers & Associates, Inc.

Client Sample ID: S-017324-111908-NH-004

TOTAL Metals

Lot-Sample #...: A8K200300-004 **Matrix.....:** SO

PARAMETER	RESULT	REPORTING LIMIT	UNITS	METHOD	PREPARATION-ANALYSIS DATE	WORK ORDER #
Silver	ND	1.3	mg/kg	SW846 6010B	11/21-11/24/08	K3DPR1AP
		Dilution Factor: 1				
Sodium	ND	629	mg/kg	SW846 6010B	11/21-11/24/08	K3DPR1AQ
		Dilution Factor: 1				
Vanadium	**29.6**	**6.3**	**mg/kg**	**SW846 6010B**	**11/21-11/24/08**	**K3DPR1AR**
		Dilution Factor: 1				
Zinc	**77.4**	**2.5**	**mg/kg**	**SW846 6010B**	**11/21-11/24/08**	**K3DPR1AT**
		Dilution Factor: 1				
Mercury	ND	0.13	mg/kg	SW846 7471A	11/21/08	K3DPR1A0
		Dilution Factor: 1				

NOTE(S):

Results and reporting limits have been adjusted for dry weight.

Conestoga-Rovers & Associates, Inc.

Client Sample ID: S-017324-111908-NH-004

General Chemistry

Lot-Sample #...: A8K200300-004 **Work Order #...:** K3DPR **Matrix.....:** SO
Date Sampled...: 11/19/08 11:10 **Date Received..:** 11/20/08
% Moisture.....: 21

PARAMETER	RESULT	RL	UNITS	METHOD	PREPARATION-ANALYSIS DATE	PREP BATCH #
Percent Solids	**79.5**	**10.0**	**%**	**MCAWW 160.3 MOD**	**11/25-11/26/08**	**8330500**

Dilution Factor: 1

Conestoga-Rovers & Associates, Inc.

Client Sample ID: S-017324-111908-NH-005

GC/MS Volatiles

Lot-Sample #...: A8K200300-005 **Work Order #...:** K3DPT1AA **Matrix.....:** SO
Date Sampled...: 11/19/08 11:50 **Date Received..:** 11/20/08
Prep Date.....: 12/01/08 **Analysis Date..:** 12/01/08
Prep Batch #...: 8337312
Dilution Factor: 0.98
% Moisture.....: 21 **Method.....:** SW846 8260B

PARAMETER	RESULT	REPORTING LIMIT	UNITS
Acetone	**58**	**25**	**ug/kg**
Benzene	ND	6.2	ug/kg
Bromodichloromethane	ND	6.2	ug/kg
Bromoform	ND	6.2	ug/kg
Bromomethane	ND	6.2	ug/kg
2-Butanone	ND	25	ug/kg
Carbon disulfide	ND	6.2	ug/kg
Carbon tetrachloride	ND	6.2	ug/kg
Chlorobenzene	ND	6.2	ug/kg
Dibromochloromethane	ND	6.2	ug/kg
1,2-Dibromo-3-chloro-propane	ND	12	ug/kg
Chloroethane	ND	6.2	ug/kg
Chloroform	ND	6.2	ug/kg
Chloromethane	ND	6.2	ug/kg
Cyclohexane	ND	12	ug/kg
1,2-Dibromoethane	ND	6.2	ug/kg
1,2-Dichlorobenzene	ND	6.2	ug/kg
1,3-Dichlorobenzene	ND	6.2	ug/kg
1,4-Dichlorobenzene	ND	6.2	ug/kg
Dichlorodifluoromethane	ND	6.2	ug/kg
1,1-Dichloroethane	ND	6.2	ug/kg
1,2-Dichloroethane	ND	6.2	ug/kg
1,1-Dichloroethene	ND	6.2	ug/kg
cis-1,2-Dichloroethene	ND	6.2	ug/kg
trans-1,2-Dichloroethene	ND	6.2	ug/kg
1,2-Dichloropropane	ND	6.2	ug/kg
cis-1,3-Dichloropropene	ND	6.2	ug/kg
trans-1,3-Dichloropropene	ND	6.2	ug/kg
Ethylbenzene	ND	6.2	ug/kg
Trichlorofluoromethane	ND	6.2	ug/kg
2-Hexanone	ND	25	ug/kg
Isopropylbenzene	ND	6.2	ug/kg
Methyl acetate	ND	12	ug/kg
Methylcyclohexane	ND	12	ug/kg
Methylene chloride	**13**	**6.2**	**ug/kg**
4-Methyl-2-pentanone	ND	25	ug/kg
Styrene	ND	6.2	ug/kg

(Continued on next page)

Conestoga-Rovers & Associates, Inc.

Client Sample ID: S-017324-111908-NH-005

GC/MS Volatiles

Lot-Sample #...: A8K200300-005 **Work Order #...:** K3DPT1AA **Matrix.....:** SO

PARAMETER	RESULT	REPORTING LIMIT	UNITS
1,1,2,2-Tetrachloroethane	ND	6.2	ug/kg
Tetrachloroethene	ND	6.2	ug/kg
Toluene	ND	6.2	ug/kg
1,2,4-Trichloro-benzene	ND	6.2	ug/kg
1,1,1-Trichloroethane	ND	6.2	ug/kg
1,1,2-Trichloroethane	ND	6.2	ug/kg
Trichloroethene	ND	6.2	ug/kg
1,1,2-Trichloro-1,2,2-trifluoroethane	ND	6.2	ug/kg
Vinyl chloride	ND	6.2	ug/kg
Xylenes (total)	ND	12	ug/kg
Methyl tert-butyl ether	ND	25	ug/kg

SURROGATE	PERCENT RECOVERY	RECOVERY LIMITS
Dibromofluoromethane	104	(59 - 138)
1,2-Dichloroethane-d4	96	(61 - 130)
Toluene-d8	99	(60 - 143)
4-Bromofluorobenzene	85	(47 - 158)

NOTE(S):

Results and reporting limits have been adjusted for dry weight.

Conestoga-Rovers & Associates, Inc.

Client Sample ID: S-017324-111908-NH-005

General Chemistry

Lot-Sample #...: A8K200300-005 **Work Order #...:** K3DPT **Matrix.....:** SO
Date Sampled...: 11/19/08 11:50 **Date Received..:** 11/20/08
% Moisture.....: 21

PARAMETER	RESULT	RL	UNITS	METHOD	PREPARATION-ANALYSIS DATE	PREP BATCH #
Percent Solids	**79.5**	**10.0**	**%**	**MCAWW 160.3 MOD**	**11/25-11/26/08**	**8330500**

Dilution Factor: 1

Conestoga-Rovers & Associates, Inc.

Client Sample ID: S-017324-111908-NH-006

GC/MS Semivolatiles

Lot-Sample #...: A8K200300-006 **Work Order #...:** K3DPV1AA **Matrix.....:** SO
Date Sampled...: 11/19/08 12:10 **Date Received..:** 11/20/08
Prep Date.....: 11/24/08 **Analysis Date..:** 12/02/08
Prep Batch #...: 8329410
Dilution Factor: 1
% Moisture.....: 20 **Method.....:** SW846 8270C

PARAMETER	RESULT	REPORTING LIMIT	UNITS
Acenaphthene	ND	410	ug/kg
Acenaphthylene	ND	410	ug/kg
Acetophenone	ND	84	ug/kg
Anthracene	ND	410	ug/kg
Atrazine	ND	410	ug/kg
Benzo(a)anthracene	ND	410	ug/kg
Benzo(a)pyrene	ND	410	ug/kg
Benzo(b)fluoranthene	ND	410	ug/kg
Benzo(ghi)perylene	ND	410	ug/kg
Benzo(k)fluoranthene	ND	410	ug/kg
Benzaldehyde	ND	410	ug/kg
1,1'-Biphenyl	ND	410	ug/kg
bis(2-Chloroethoxy) methane	ND	410	ug/kg
bis(2-Chloroethyl)-ether	ND	410	ug/kg
bis(2-Ethylhexyl) phthalate	ND	410	ug/kg
4-Bromophenyl phenyl ether	ND	410	ug/kg
Butyl benzyl phthalate	ND	410	ug/kg
Caprolactam	ND	410	ug/kg
Carbazole	ND	410	ug/kg
4-Chloroaniline	ND	410	ug/kg
4-Chloro-3-methylphenol	ND	410	ug/kg
2-Chloronaphthalene	ND	410	ug/kg
2-Chlorophenol	ND	410	ug/kg
4-Chlorophenyl phenyl ether	ND	410	ug/kg
Chrysene	ND	410	ug/kg
Dibenz(a,h)anthracene	ND	410	ug/kg
Dibenzofuran	ND	410	ug/kg
3,3'-Dichlorobenzidine	ND	2000	ug/kg
2,4-Dichlorophenol	ND	410	ug/kg
Diethyl phthalate	ND	410	ug/kg
2,4-Dimethylphenol	ND	410	ug/kg
Dimethyl phthalate	ND	410	ug/kg
Di-n-butyl phthalate	ND	410	ug/kg

(Continued on next page)

Conestoga-Rovers & Associates, Inc.

Client Sample ID: S-017324-111908-NH-006

GC/MS Semivolatiles

Lot-Sample #...: A8K200300-006 **Work Order #...:** K3DPV1AA **Matrix.....:** SO

PARAMETER	RESULT	REPORTING LIMIT	UNITS
4,6-Dinitro-2-methylphenol	ND	2000	ug/kg
2,4-Dinitrophenol	ND	2000	ug/kg
2,4-Dinitrotoluene	ND	410	ug/kg
2,6-Dinitrotoluene	ND	410	ug/kg
Di-n-octyl phthalate	ND	410	ug/kg
Fluoranthene	ND	410	ug/kg
Fluorene	ND	410	ug/kg
Hexachlorobenzene	ND	410	ug/kg
Hexachlorobutadiene	ND	410	ug/kg
Hexachlorocyclopenta-diene	ND	2000	ug/kg
Hexachloroethane	ND	410	ug/kg
Indeno(1,2,3-cd)pyrene	ND	410	ug/kg
Isophorone	ND	410	ug/kg
2-Methylnaphthalene	ND	410	ug/kg
2-Methylphenol	ND	410	ug/kg
4-Methylphenol	ND	410	ug/kg
Naphthalene	ND	410	ug/kg
2-Nitroaniline	ND	2000	ug/kg
3-Nitroaniline	ND	2000	ug/kg
4-Nitroaniline	ND	2000	ug/kg
Nitrobenzene	ND	410	ug/kg
2-Nitrophenol	ND	410	ug/kg
4-Nitrophenol	ND	2000	ug/kg
N-Nitrosodi-n-propyl-amine	ND	410	ug/kg
N-Nitrosodiphenylamine	ND	410	ug/kg
2,2'-oxybis (1-Chloropropane)	ND	410	ug/kg
Pentachlorophenol	ND	410	ug/kg
Phenanthrene	ND	410	ug/kg
Phenol	ND	410	ug/kg
Pyrene	ND	410	ug/kg
2,4,5-Trichloro-phenol	ND	410	ug/kg
2,4,6-Trichloro-phenol	ND	410	ug/kg

(Continued on next page)

Conestoga-Rovers & Associates, Inc.

Client Sample ID: S-017324-111908-NH-006

GC/MS Semivolatiles

Lot-Sample #...: A8K200300-006 **Work Order #...:** K3DPV1AA **Matrix.....:** SO

SURROGATE	PERCENT RECOVERY	RECOVERY LIMITS
Nitrobenzene-d5	63	(24 - 112)
2-Fluorobiphenyl	59	(34 - 110)
Terphenyl-d14	91	(41 - 119)
Phenol-d5	71	(28 - 110)
2-Fluorophenol	72	(26 - 110)
2,4,6-Tribromophenol	71	(10 - 118)

NOTE(S):

Results and reporting limits have been adjusted for dry weight.

Conestoga-Rovers & Associates, Inc.

Client Sample ID: S-017324-111908-NH-006

GC Semivolatiles

Lot-Sample #...: A8K200300-006 **Work Order #...:** K3DPV1AC **Matrix.....:** SO
Date Sampled...: 11/19/08 12:10 **Date Received..:** 11/20/08
Prep Date.....: 11/22/08 **Analysis Date..:** 12/01/08
Prep Batch #...: 8326344
Dilution Factor: 1
% Moisture.....: 20 **Method.....:** SW846 8082

PARAMETER	RESULT	REPORTING LIMIT	UNITS
Aroclor 1016	ND	41	ug/kg
Aroclor 1221	ND	41	ug/kg
Aroclor 1232	ND	41	ug/kg
Aroclor 1242	ND	41	ug/kg
Aroclor 1248	ND	41	ug/kg
Aroclor 1254	ND	41	ug/kg
Aroclor 1260	ND	41	ug/kg

SURROGATE	PERCENT RECOVERY	RECOVERY LIMITS
Tetrachloro-m-xylene	95	(10 - 196)
Decachlorobiphenyl	79	(10 - 199)

NOTE(S):

Results and reporting limits have been adjusted for dry weight.

Conestoga-Rovers & Associates, Inc.

Client Sample ID: S-017324-111908-NH-006

TOTAL Metals

Lot-Sample #...: A8K200300-006 **Matrix.....:** SO
Date Sampled...: 11/19/08 12:10 **Date Received..:** 11/20/08
% Moisture.....: 20

PARAMETER	RESULT	REPORTING LIMIT	UNITS	METHOD	PREPARATION-ANALYSIS DATE	WORK ORDER #
Prep Batch #...: 8326023						
Aluminum	**11500**	**25.1**	**mg/kg**	**SW846 6010B**	**11/21-11/24/08**	**K3DPV1AD**
		Dilution Factor: 1				
Arsenic	**8.7**	**1.3**	**mg/kg**	**SW846 6010B**	**11/21-11/24/08**	**K3DPV1AU**
		Dilution Factor: 1				
Lead	**44.5**	**0.38**	**mg/kg**	**SW846 6010B**	**11/21-11/24/08**	**K3DPV1AV**
		Dilution Factor: 1				
Antimony	ND	7.5	mg/kg	SW846 6010B	11/21-11/24/08	K3DPV1AE
		Dilution Factor: 1				
Selenium	ND	0.63	mg/kg	SW846 6010B	11/21-11/24/08	K3DPV1AW
		Dilution Factor: 1				
Thallium	ND	1.3	mg/kg	SW846 6010B	11/21-11/24/08	K3DPV1AX
		Dilution Factor: 1				
Cadmium	ND	0.63	mg/kg	SW846 6010B	11/21-11/24/08	K3DPV1AF
		Dilution Factor: 1				
Chromium	**15.6**	**1.3**	**mg/kg**	**SW846 6010B**	**11/21-11/24/08**	**K3DPV1AG**
		Dilution Factor: 1				
Cobalt	**10.3**	**6.3**	**mg/kg**	**SW846 6010B**	**11/21-11/24/08**	**K3DPV1AH**
		Dilution Factor: 1				
Copper	**21.6**	**3.1**	**mg/kg**	**SW846 6010B**	**11/21-11/24/08**	**K3DPV1AJ**
		Dilution Factor: 1				
Iron	**18700**	**12.6**	**mg/kg**	**SW846 6010B**	**11/21-11/24/08**	**K3DPV1AK**
		Dilution Factor: 1				
Manganese	**545**	**1.9**	**mg/kg**	**SW846 6010B**	**11/21-11/24/08**	**K3DPV1AL**
		Dilution Factor: 1				
Nickel	**18.3**	**5.0**	**mg/kg**	**SW846 6010B**	**11/21-11/24/08**	**K3DPV1AM**
		Dilution Factor: 1				
Potassium	**1160**	**628**	**mg/kg**	**SW846 6010B**	**11/21-11/24/08**	**K3DPV1AN**
		Dilution Factor: 1				

(Continued on next page)

Conestoga-Rovers & Associates, Inc.

Client Sample ID: S-017324-111908-NH-006

TOTAL Metals

Lot-Sample #...: A8K200300-006 **Matrix.....:** SO

PARAMETER	RESULT	REPORTING LIMIT	UNITS	METHOD	PREPARATION-ANALYSIS DATE	WORK ORDER #
Silver	ND	1.3	mg/kg	SW846 6010B	11/21-11/24/08	K3DPV1AP
		Dilution Factor: 1				
Sodium	ND	628	mg/kg	SW846 6010B	11/21-11/24/08	K3DPV1AQ
		Dilution Factor: 1				
Vanadium	**28.0**	**6.3**	**mg/kg**	**SW846 6010B**	**11/21-11/24/08**	**K3DPV1AR**
		Dilution Factor: 1				
Zinc	**92.6**	**2.5**	**mg/kg**	**SW846 6010B**	**11/21-11/24/08**	**K3DPV1AT**
		Dilution Factor: 1				
Mercury	ND	0.13	mg/kg	SW846 7471A	11/21/08	K3DPV1A0
		Dilution Factor: 1				

NOTE(S):

Results and reporting limits have been adjusted for dry weight.

Conestoga-Rovers & Associates, Inc.

Client Sample ID: S-017324-111908-NH-006

General Chemistry

Lot-Sample #...: A8K200300-006 **Work Order #...:** K3DPV **Matrix.....:** SO
Date Sampled...: 11/19/08 12:10 **Date Received..:** 11/20/08
% Moisture.....: 20

PARAMETER	RESULT	RL	UNITS	METHOD	PREPARATION-ANALYSIS DATE	PREP BATCH #
Percent Solids	**79.6**	**10.0**	**%**	**MCAWW 160.3 MOD**	**11/25-11/26/08**	**8330500**

Dilution Factor: 1

Conestoga-Rovers & Associates, Inc.

Client Sample ID: S-017324-111908-NH-007

GC/MS Volatiles

Lot-Sample #...: A8K200300-007 **Work Order #...:** K3DP01AA **Matrix.....:** SO
Date Sampled...: 11/19/08 13:20 **Date Received..:** 11/20/08
Prep Date.....: 12/01/08 **Analysis Date..:** 12/01/08
Prep Batch #...: 8337312
Dilution Factor: 0.86
% Moisture.....: 21 **Method.....:** SW846 8260B

PARAMETER	RESULT	REPORTING LIMIT	UNITS
Acetone	**35**	**22**	**ug/kg**
Benzene	ND	5.4	ug/kg
Bromodichloromethane	ND	5.4	ug/kg
Bromoform	ND	5.4	ug/kg
Bromomethane	ND	5.4	ug/kg
2-Butanone	ND	22	ug/kg
Carbon disulfide	ND	5.4	ug/kg
Carbon tetrachloride	ND	5.4	ug/kg
Chlorobenzene	ND	5.4	ug/kg
Dibromochloromethane	ND	5.4	ug/kg
1,2-Dibromo-3-chloro-propane	ND	11	ug/kg
Chloroethane	ND	5.4	ug/kg
Chloroform	ND	5.4	ug/kg
Chloromethane	ND	5.4	ug/kg
Cyclohexane	ND	11	ug/kg
1,2-Dibromoethane	ND	5.4	ug/kg
1,2-Dichlorobenzene	ND	5.4	ug/kg
1,3-Dichlorobenzene	ND	5.4	ug/kg
1,4-Dichlorobenzene	ND	5.4	ug/kg
Dichlorodifluoromethane	ND	5.4	ug/kg
1,1-Dichloroethane	ND	5.4	ug/kg
1,2-Dichloroethane	ND	5.4	ug/kg
1,1-Dichloroethene	ND	5.4	ug/kg
cis-1,2-Dichloroethene	ND	5.4	ug/kg
trans-1,2-Dichloroethene	ND	5.4	ug/kg
1,2-Dichloropropane	ND	5.4	ug/kg
cis-1,3-Dichloropropene	ND	5.4	ug/kg
trans-1,3-Dichloropropene	ND	5.4	ug/kg
Ethylbenzene	ND	5.4	ug/kg
Trichlorofluoromethane	ND	5.4	ug/kg
2-Hexanone	ND	22	ug/kg
Isopropylbenzene	ND	5.4	ug/kg
Methyl acetate	ND	11	ug/kg
Methylcyclohexane	ND	11	ug/kg
Methylene chloride	**14**	**5.4**	**ug/kg**
4-Methyl-2-pentanone	ND	22	ug/kg
Styrene	ND	5.4	ug/kg

(Continued on next page)

Conestoga-Rovers & Associates, Inc.

Client Sample ID: S-017324-111908-NH-007

GC/MS Volatiles

Lot-Sample #...: A8K200300-007 **Work Order #...:** K3DP01AA **Matrix.....:** SO

PARAMETER	RESULT	REPORTING LIMIT	UNITS
1,1,2,2-Tetrachloroethane	ND	5.4	ug/kg
Tetrachloroethene	ND	5.4	ug/kg
Toluene	ND	5.4	ug/kg
1,2,4-Trichloro-benzene	ND	5.4	ug/kg
1,1,1-Trichloroethane	ND	5.4	ug/kg
1,1,2-Trichloroethane	ND	5.4	ug/kg
Trichloroethene	ND	5.4	ug/kg
1,1,2-Trichloro-1,2,2-trifluoroethane	ND	5.4	ug/kg
Vinyl chloride	ND	5.4	ug/kg
Xylenes (total)	ND	11	ug/kg
Methyl tert-butyl ether	ND	22	ug/kg

SURROGATE	PERCENT RECOVERY	RECOVERY LIMITS
Dibromofluoromethane	100	(59 - 138)
1,2-Dichloroethane-d4	94	(61 - 130)
Toluene-d8	98	(60 - 143)
4-Bromofluorobenzene	83	(47 - 158)

NOTE(S):

Results and reporting limits have been adjusted for dry weight.

Conestoga-Rovers & Associates, Inc.

Client Sample ID: S-017324-111908-NH-007

General Chemistry

Lot-Sample #...: A8K200300-007 **Work Order #...:** K3DP0 **Matrix.....:** SO
Date Sampled...: 11/19/08 13:20 **Date Received..:** 11/20/08
% Moisture.....: 21

PARAMETER	RESULT	RL	UNITS	METHOD	PREPARATION-ANALYSIS DATE	PREP BATCH #
Percent Solids	**79.2**	**10.0**	**%**	**MCAWW 160.3 MOD**	**11/25-11/26/08**	**8330500**

Dilution Factor: 1

Conestoga-Rovers & Associates, Inc.

Client Sample ID: S-017324-111908-NH-008

GC/MS Semivolatiles

Lot-Sample #...: A8K200300-008 **Work Order #...:** K3DP11AA **Matrix.....:** SO
Date Sampled...: 11/19/08 13:40 **Date Received..:** 11/20/08
Prep Date.....: 11/24/08 **Analysis Date..:** 12/02/08
Prep Batch #...: 8329410
Dilution Factor: 1
% Moisture.....: 16 **Method.....:** SW846 8270C

PARAMETER	RESULT	REPORTING LIMIT	UNITS
Acenaphthene	ND	390	ug/kg
Acenaphthylene	ND	390	ug/kg
Acetophenone	ND	79	ug/kg
Anthracene	ND	390	ug/kg
Atrazine	ND	390	ug/kg
Benzo(a)anthracene	ND	390	ug/kg
Benzo(a)pyrene	ND	390	ug/kg
Benzo(b)fluoranthene	ND	390	ug/kg
Benzo(ghi)perylene	ND	390	ug/kg
Benzo(k)fluoranthene	ND	390	ug/kg
Benzaldehyde	ND	390	ug/kg
1,1'-Biphenyl	ND	390	ug/kg
bis(2-Chloroethoxy) methane	ND	390	ug/kg
bis(2-Chloroethyl)-ether	ND	390	ug/kg
bis(2-Ethylhexyl) phthalate	ND	390	ug/kg
4-Bromophenyl phenyl ether	ND	390	ug/kg
Butyl benzyl phthalate	ND	390	ug/kg
Caprolactam	ND	390	ug/kg
Carbazole	ND	390	ug/kg
4-Chloroaniline	ND	390	ug/kg
4-Chloro-3-methylphenol	ND	390	ug/kg
2-Chloronaphthalene	ND	390	ug/kg
2-Chlorophenol	ND	390	ug/kg
4-Chlorophenyl phenyl ether	ND	390	ug/kg
Chrysene	ND	390	ug/kg
Dibenz(a,h)anthracene	ND	390	ug/kg
Dibenzofuran	ND	390	ug/kg
3,3'-Dichlorobenzidine	ND	1900	ug/kg
2,4-Dichlorophenol	ND	390	ug/kg
Diethyl phthalate	ND	390	ug/kg
2,4-Dimethylphenol	ND	390	ug/kg
Dimethyl phthalate	ND	390	ug/kg
Di-n-butyl phthalate	ND	390	ug/kg

(Continued on next page)

Conestoga-Rovers & Associates, Inc.

Client Sample ID: S-017324-111908-NH-008

GC/MS Semivolatiles

Lot-Sample #...: A8K200300-008 **Work Order #...:** K3DP11AA **Matrix.....:** SO

PARAMETER	RESULT	REPORTING LIMIT	UNITS
4,6-Dinitro-2-methylphenol	ND	1900	ug/kg
2,4-Dinitrophenol	ND	1900	ug/kg
2,4-Dinitrotoluene	ND	390	ug/kg
2,6-Dinitrotoluene	ND	390	ug/kg
Di-n-octyl phthalate	ND	390	ug/kg
Fluoranthene	ND	390	ug/kg
Fluorene	ND	390	ug/kg
Hexachlorobenzene	ND	390	ug/kg
Hexachlorobutadiene	ND	390	ug/kg
Hexachlorocyclopenta-diene	ND	1900	ug/kg
Hexachloroethane	ND	390	ug/kg
Indeno(1,2,3-cd)pyrene	ND	390	ug/kg
Isophorone	ND	390	ug/kg
2-Methylnaphthalene	ND	390	ug/kg
2-Methylphenol	ND	390	ug/kg
4-Methylphenol	ND	390	ug/kg
Naphthalene	ND	390	ug/kg
2-Nitroaniline	ND	1900	ug/kg
3-Nitroaniline	ND	1900	ug/kg
4-Nitroaniline	ND	1900	ug/kg
Nitrobenzene	ND	390	ug/kg
2-Nitrophenol	ND	390	ug/kg
4-Nitrophenol	ND	1900	ug/kg
N-Nitrosodi-n-propyl-amine	ND	390	ug/kg
N-Nitrosodiphenylamine	ND	390	ug/kg
2,2'-oxybis (1-Chloropropane)	ND	390	ug/kg
Pentachlorophenol	ND	390	ug/kg
Phenanthrene	ND	390	ug/kg
Phenol	ND	390	ug/kg
Pyrene	ND	390	ug/kg
2,4,5-Trichloro-phenol	ND	390	ug/kg
2,4,6-Trichloro-phenol	ND	390	ug/kg

(Continued on next page)

Conestoga-Rovers & Associates, Inc.

Client Sample ID: S-017324-111908-NH-008

GC/MS Semivolatiles

Lot-Sample #...: A8K200300-008 **Work Order #...:** K3DP11AA **Matrix.....:** SO

SURROGATE	PERCENT RECOVERY	RECOVERY LIMITS
Nitrobenzene-d5	30	(24 - 112)
2-Fluorobiphenyl	26 *	(34 - 110)
Terphenyl-d14	45	(41 - 119)
Phenol-d5	32	(28 - 110)
2-Fluorophenol	31	(26 - 110)
2,4,6-Tribromophenol	32	(10 - 118)

NOTE(S):

* Surrogate recovery is outside stated control limits.

Results and reporting limits have been adjusted for dry weight.

Conestoga-Rovers & Associates, Inc.

Client Sample ID: S-017324-111908-NH-008

GC Semivolatiles

Lot-Sample #...: A8K200300-008 **Work Order #...:** K3DP11AC **Matrix.....:** SO
Date Sampled...: 11/19/08 13:40 **Date Received..:** 11/20/08
Prep Date.....: 11/22/08 **Analysis Date..:** 12/01/08
Prep Batch #...: 8326344
Dilution Factor: 1
% Moisture.....: 16 **Method.....:** SW846 8082

PARAMETER	RESULT	REPORTING LIMIT	UNITS
Aroclor 1016	ND	39	ug/kg
Aroclor 1221	ND	39	ug/kg
Aroclor 1232	ND	39	ug/kg
Aroclor 1242	ND	39	ug/kg
Aroclor 1248	ND	39	ug/kg
Aroclor 1254	ND	39	ug/kg
Aroclor 1260	ND	39	ug/kg

SURROGATE	PERCENT RECOVERY	RECOVERY LIMITS
Tetrachloro-m-xylene	89	(10 - 196)
Decachlorobiphenyl	86	(10 - 199)

NOTE(S):

Results and reporting limits have been adjusted for dry weight.

Conestoga-Rovers & Associates, Inc.

Client Sample ID: S-017324-111908-NH-008

TOTAL Metals

Lot-Sample #...: A8K200300-008 **Matrix.....:** SO
Date Sampled...: 11/19/08 13:40 **Date Received..:** 11/20/08
% Moisture.....: 16

PARAMETER	RESULT	REPORTING LIMIT	UNITS	METHOD	PREPARATION-ANALYSIS DATE	WORK ORDER #
Prep Batch #...: 8326023						
Aluminum	**6340**	**23.7**	**mg/kg**	**SW846 6010B**	**11/21-11/24/08**	**K3DP11AD**
		Dilution Factor: 1				
Arsenic	**5.9**	**1.2**	**mg/kg**	**SW846 6010B**	**11/21-11/24/08**	**K3DP11AU**
		Dilution Factor: 1				
Lead	**9.1**	**0.36**	**mg/kg**	**SW846 6010B**	**11/21-11/24/08**	**K3DP11AV**
		Dilution Factor: 1				
Antimony	ND	7.1	mg/kg	SW846 6010B	11/21-11/24/08	K3DP11AE
		Dilution Factor: 1				
Selenium	ND	0.59	mg/kg	SW846 6010B	11/21-11/24/08	K3DP11AW
		Dilution Factor: 1				
Thallium	ND	1.2	mg/kg	SW846 6010B	11/21-11/24/08	K3DP11AX
		Dilution Factor: 1				
Cadmium	ND	0.59	mg/kg	SW846 6010B	11/21-11/24/08	K3DP11AF
		Dilution Factor: 1				
Chromium	**9.6**	**1.2**	**mg/kg**	**SW846 6010B**	**11/21-11/24/08**	**K3DP11AG**
		Dilution Factor: 1				
Cobalt	**5.9**	**5.9**	**mg/kg**	**SW846 6010B**	**11/21-11/24/08**	**K3DP11AH**
		Dilution Factor: 1				
Copper	**13.0**	**3.0**	**mg/kg**	**SW846 6010B**	**11/21-11/24/08**	**K3DP11AJ**
		Dilution Factor: 1				
Iron	**11500**	**11.9**	**mg/kg**	**SW846 6010B**	**11/21-11/24/08**	**K3DP11AK**
		Dilution Factor: 1				
Manganese	**274**	**1.8**	**mg/kg**	**SW846 6010B**	**11/21-11/24/08**	**K3DP11AL**
		Dilution Factor: 1				
Nickel	**13.0**	**4.7**	**mg/kg**	**SW846 6010B**	**11/21-11/24/08**	**K3DP11AM**
		Dilution Factor: 1				
Potassium	**1170**	**593**	**mg/kg**	**SW846 6010B**	**11/21-11/24/08**	**K3DP11AN**
		Dilution Factor: 1				

(Continued on next page)

Conestoga-Rovers & Associates, Inc.

Client Sample ID: S-017324-111908-NH-008

TOTAL Metals

Lot-Sample #...: A8K200300-008 **Matrix.....:** SO

PARAMETER	RESULT	REPORTING LIMIT	UNITS	METHOD	PREPARATION-ANALYSIS DATE	WORK ORDER #
Silver	ND	1.2	mg/kg	SW846 6010B	11/21-11/24/08	K3DP11AP
		Dilution Factor: 1				
Sodium	ND	593	mg/kg	SW846 6010B	11/21-11/24/08	K3DP11AQ
		Dilution Factor: 1				
Vanadium	**15.6**	**5.9**	**mg/kg**	**SW846 6010B**	**11/21-11/24/08**	**K3DP11AR**
		Dilution Factor: 1				
Zinc	**39.8**	**2.4**	**mg/kg**	**SW846 6010B**	**11/21-11/24/08**	**K3DP11AT**
		Dilution Factor: 1				
Mercury	ND	0.12	mg/kg	SW846 7471A	11/21/08	K3DP11A0
		Dilution Factor: 1				

NOTE(S):

Results and reporting limits have been adjusted for dry weight.

Conestoga-Rovers & Associates, Inc.

Client Sample ID: S-017324-111908-NH-008

General Chemistry

Lot-Sample #...: A8K200300-008 **Work Order #...:** K3DP1 **Matrix.....:** SO
Date Sampled...: 11/19/08 13:40 **Date Received..:** 11/20/08
% Moisture.....: 16

PARAMETER	RESULT	RL	UNITS	METHOD	PREPARATION-ANALYSIS DATE	PREP BATCH #
Percent Solids	**84.3**	**10.0**	**%**	**MCAWW 160.3 MOD**	**11/25-11/26/08**	**8330500**

Dilution Factor: 1

Conestoga-Rovers & Associates, Inc.

Client Sample ID: S-017324-111908-NH-009

GC/MS Semivolatiles

Lot-Sample #...: A8K200300-009 **Work Order #...:** K3DP21AD **Matrix.....:** SO
Date Sampled...: 11/19/08 13:45 **Date Received..:** 11/20/08
Prep Date.....: 11/24/08 **Analysis Date..:** 12/02/08
Prep Batch #...: 8329410
Dilution Factor: 1
% Moisture.....: 15 **Method.....:** SW846 8270C

PARAMETER	RESULT	REPORTING LIMIT	UNITS
Acenaphthene	ND	390	ug/kg
Acenaphthylene	ND	390	ug/kg
Acetophenone	ND	78	ug/kg
Anthracene	ND	390	ug/kg
Atrazine	ND	390	ug/kg
Benzo(a)anthracene	ND	390	ug/kg
Benzo(a)pyrene	ND	390	ug/kg
Benzo(b)fluoranthene	ND	390	ug/kg
Benzo(ghi)perylene	ND	390	ug/kg
Benzo(k)fluoranthene	ND	390	ug/kg
Benzaldehyde	ND	390	ug/kg
1,1'-Biphenyl	ND	390	ug/kg
bis(2-Chloroethoxy) methane	ND	390	ug/kg
bis(2-Chloroethyl)-ether	ND	390	ug/kg
bis(2-Ethylhexyl) phthalate	ND	390	ug/kg
4-Bromophenyl phenyl ether	ND	390	ug/kg
Butyl benzyl phthalate	ND	390	ug/kg
Caprolactam	ND	390	ug/kg
Carbazole	ND	390	ug/kg
4-Chloroaniline	ND	390	ug/kg
4-Chloro-3-methylphenol	ND	390	ug/kg
2-Chloronaphthalene	ND	390	ug/kg
2-Chlorophenol	ND	390	ug/kg
4-Chlorophenyl phenyl ether	ND	390	ug/kg
Chrysene	ND	390	ug/kg
Dibenz(a,h)anthracene	ND	390	ug/kg
Dibenzofuran	ND	390	ug/kg
3,3'-Dichlorobenzidine	ND	1900	ug/kg
2,4-Dichlorophenol	ND	390	ug/kg
Diethyl phthalate	ND	390	ug/kg
2,4-Dimethylphenol	ND	390	ug/kg
Dimethyl phthalate	ND	390	ug/kg
Di-n-butyl phthalate	ND	390	ug/kg

(Continued on next page)

Conestoga-Rovers & Associates, Inc.

Client Sample ID: S-017324-111908-NH-009

GC/MS Semivolatiles

Lot-Sample #...: A8K200300-009 **Work Order #...:** K3DP21AD **Matrix.....:** SO

PARAMETER	RESULT	REPORTING LIMIT	UNITS
4,6-Dinitro-2-methylphenol	ND	1900	ug/kg
2,4-Dinitrophenol	ND	1900	ug/kg
2,4-Dinitrotoluene	ND	390	ug/kg
2,6-Dinitrotoluene	ND	390	ug/kg
Di-n-octyl phthalate	ND	390	ug/kg
Fluoranthene	ND	390	ug/kg
Fluorene	ND	390	ug/kg
Hexachlorobenzene	ND	390	ug/kg
Hexachlorobutadiene	ND	390	ug/kg
Hexachlorocyclopenta-diene	ND	1900	ug/kg
Hexachloroethane	ND	390	ug/kg
Indeno(1,2,3-cd)pyrene	ND	390	ug/kg
Isophorone	ND	390	ug/kg
2-Methylnaphthalene	ND	390	ug/kg
2-Methylphenol	ND	390	ug/kg
4-Methylphenol	ND	390	ug/kg
Naphthalene	ND	390	ug/kg
2-Nitroaniline	ND	1900	ug/kg
3-Nitroaniline	ND	1900	ug/kg
4-Nitroaniline	ND	1900	ug/kg
Nitrobenzene	ND	390	ug/kg
2-Nitrophenol	ND	390	ug/kg
4-Nitrophenol	ND	1900	ug/kg
N-Nitrosodi-n-propyl-amine	ND	390	ug/kg
N-Nitrosodiphenylamine	ND	390	ug/kg
2,2'-oxybis (1-Chloropropane)	ND	390	ug/kg
Pentachlorophenol	ND	390	ug/kg
Phenanthrene	ND	390	ug/kg
Phenol	ND	390	ug/kg
Pyrene	ND	390	ug/kg
2,4,5-Trichloro-phenol	ND	390	ug/kg
2,4,6-Trichloro-phenol	ND	390	ug/kg

(Continued on next page)

Conestoga-Rovers & Associates, Inc.

Client Sample ID: S-017324-111908-NH-009

GC/MS Semivolatiles

Lot-Sample #...: A8K200300-009 **Work Order #...:** K3DP21AD **Matrix.....:** SO

SURROGATE	PERCENT RECOVERY	RECOVERY LIMITS
Nitrobenzene-d5	63	(24 - 112)
2-Fluorobiphenyl	57	(34 - 110)
Terphenyl-d14	93	(41 - 119)
Phenol-d5	70	(28 - 110)
2-Fluorophenol	68	(26 - 110)
2,4,6-Tribromophenol	69	(10 - 118)

NOTE(S):

Results and reporting limits have been adjusted for dry weight.

Conestoga-Rovers & Associates, Inc.

Client Sample ID: S-017324-111908-NH-009

GC Semivolatiles

Lot-Sample #...: A8K200300-009 **Work Order #...:** K3DP21AE **Matrix.....:** SO
Date Sampled...: 11/19/08 13:45 **Date Received..:** 11/20/08
Prep Date.....: 11/22/08 **Analysis Date..:** 12/01/08
Prep Batch #...: 8326344
Dilution Factor: 1
% Moisture.....: 15 **Method.....:** SW846 8082

PARAMETER	RESULT	REPORTING LIMIT	UNITS
Aroclor 1016	ND	39	ug/kg
Aroclor 1221	ND	39	ug/kg
Aroclor 1232	ND	39	ug/kg
Aroclor 1242	ND	39	ug/kg
Aroclor 1248	ND	39	ug/kg
Aroclor 1254	ND	39	ug/kg
Aroclor 1260	ND	39	ug/kg

SURROGATE	PERCENT RECOVERY	RECOVERY LIMITS
Tetrachloro-m-xylene	102	(10 - 196)
Decachlorobiphenyl	95	(10 - 199)

NOTE(S):

Results and reporting limits have been adjusted for dry weight.

Conestoga-Rovers & Associates, Inc.

Client Sample ID: S-017324-111908-NH-009

TOTAL Metals

Lot-Sample #...: A8K200300-009 **Matrix.....:** SO
Date Sampled...: 11/19/08 13:45 **Date Received..:** 11/20/08
% Moisture.....: 15

PARAMETER	RESULT	REPORTING LIMIT	UNITS	METHOD	PREPARATION-ANALYSIS DATE	WORK ORDER #
Prep Batch #...: 8326023						
Aluminum	**8770**	**23.5**	**mg/kg**	**SW846 6010B**	**11/21-11/24/08**	**K3DP21AF**
		Dilution Factor: 1				
Arsenic	**6.9**	**1.2**	**mg/kg**	**SW846 6010B**	**11/21-11/24/08**	**K3DP21AW**
		Dilution Factor: 1				
Lead	**36.2**	**0.35**	**mg/kg**	**SW846 6010B**	**11/21-11/24/08**	**K3DP21AX**
		Dilution Factor: 1				
Antimony	ND	7.0	mg/kg	SW846 6010B	11/21-11/24/08	K3DP21AG
		Dilution Factor: 1				
Selenium	ND	0.59	mg/kg	SW846 6010B	11/21-11/24/08	K3DP21A0
		Dilution Factor: 1				
Thallium	ND	1.2	mg/kg	SW846 6010B	11/21-11/24/08	K3DP21A1
		Dilution Factor: 1				
Cadmium	ND	0.59	mg/kg	SW846 6010B	11/21-11/24/08	K3DP21AH
		Dilution Factor: 1				
Chromium	**11.6**	**1.2**	**mg/kg**	**SW846 6010B**	**11/21-11/24/08**	**K3DP21AJ**
		Dilution Factor: 1				
Cobalt	**8.1**	**5.9**	**mg/kg**	**SW846 6010B**	**11/21-11/24/08**	**K3DP21AK**
		Dilution Factor: 1				
Copper	**13.0**	**2.9**	**mg/kg**	**SW846 6010B**	**11/21-11/24/08**	**K3DP21AL**
		Dilution Factor: 1				
Iron	**13700**	**11.7**	**mg/kg**	**SW846 6010B**	**11/21-11/24/08**	**K3DP21AM**
		Dilution Factor: 1				
Manganese	**456**	**1.8**	**mg/kg**	**SW846 6010B**	**11/21-11/24/08**	**K3DP21AN**
		Dilution Factor: 1				
Nickel	**14.3**	**4.7**	**mg/kg**	**SW846 6010B**	**11/21-11/24/08**	**K3DP21AP**
		Dilution Factor: 1				
Potassium	**1160**	**587**	**mg/kg**	**SW846 6010B**	**11/21-11/24/08**	**K3DP21AQ**
		Dilution Factor: 1				

(Continued on next page)

Conestoga-Rovers & Associates, Inc.

Client Sample ID: S-017324-111908-NH-009

TOTAL Metals

Lot-Sample #...: A8K200300-009 **Matrix.....:** SO

PARAMETER	RESULT	REPORTING LIMIT	UNITS	METHOD	PREPARATION-ANALYSIS DATE	WORK ORDER #
Silver	ND	1.2	mg/kg	SW846 6010B	11/21-11/24/08	K3DP21AR
		Dilution Factor: 1				
Sodium	ND	587	mg/kg	SW846 6010B	11/21-11/24/08	K3DP21AT
		Dilution Factor: 1				
Vanadium	**20.6**	**5.9**	**mg/kg**	**SW846 6010B**	**11/21-11/24/08**	**K3DP21AU**
		Dilution Factor: 1				
Zinc	**54.7**	**2.3**	**mg/kg**	**SW846 6010B**	**11/21-11/24/08**	**K3DP21AV**
		Dilution Factor: 1				
Mercury	ND	0.12	mg/kg	SW846 7471A	11/21/08	K3DP21AA
		Dilution Factor: 1				

NOTE(S):

Results and reporting limits have been adjusted for dry weight.

Conestoga-Rovers & Associates, Inc.

Client Sample ID: S-017324-111908-NH-009

General Chemistry

Lot-Sample #...: A8K200300-009 **Work Order #...:** K3DP2 **Matrix.....:** SO
Date Sampled...: 11/19/08 13:45 **Date Received..:** 11/20/08
% Moisture.....: 15

PARAMETER	RESULT	RL	UNITS	METHOD	PREPARATION-ANALYSIS DATE	PREP BATCH #
Percent Solids	**85.2**	**10.0**	**%**	**MCAWW 160.3 MOD**	**11/25-11/26/08**	**8330500**

Dilution Factor: 1

Conestoga-Rovers & Associates, Inc.

Client Sample ID: S-017324-111908-NH-010

GC/MS Volatiles

Lot-Sample #...: A8K200300-010 **Work Order #...:** K3DP31AA **Matrix.....:** SO
Date Sampled...: 11/19/08 14:00 **Date Received..:** 11/20/08
Prep Date.....: 12/01/08 **Analysis Date..:** 12/01/08
Prep Batch #...: 8337312
Dilution Factor: 0.81
% Moisture.....: 19 **Method.....:** SW846 8260B

PARAMETER	RESULT	REPORTING LIMIT	UNITS
Acetone	ND	20	ug/kg
Benzene	ND	5.0	ug/kg
Bromodichloromethane	ND	5.0	ug/kg
Bromoform	ND	5.0	ug/kg
Bromomethane	ND	5.0	ug/kg
2-Butanone	ND	20	ug/kg
Carbon disulfide	ND	5.0	ug/kg
Carbon tetrachloride	ND	5.0	ug/kg
Chlorobenzene	ND	5.0	ug/kg
Dibromochloromethane	ND	5.0	ug/kg
1,2-Dibromo-3-chloro-propane	ND	10	ug/kg
Chloroethane	ND	5.0	ug/kg
Chloroform	ND	5.0	ug/kg
Chloromethane	ND	5.0	ug/kg
Cyclohexane	ND	10	ug/kg
1,2-Dibromoethane	ND	5.0	ug/kg
1,2-Dichlorobenzene	ND	5.0	ug/kg
1,3-Dichlorobenzene	ND	5.0	ug/kg
1,4-Dichlorobenzene	ND	5.0	ug/kg
Dichlorodifluoromethane	ND	5.0	ug/kg
1,1-Dichloroethane	ND	5.0	ug/kg
1,2-Dichloroethane	ND	5.0	ug/kg
1,1-Dichloroethene	ND	5.0	ug/kg
cis-1,2-Dichloroethene	ND	5.0	ug/kg
trans-1,2-Dichloroethene	ND	5.0	ug/kg
1,2-Dichloropropane	ND	5.0	ug/kg
cis-1,3-Dichloropropene	ND	5.0	ug/kg
trans-1,3-Dichloropropene	ND	5.0	ug/kg
Ethylbenzene	ND	5.0	ug/kg
Trichlorofluoromethane	ND	5.0	ug/kg
2-Hexanone	ND	20	ug/kg
Isopropylbenzene	ND	5.0	ug/kg
Methyl acetate	ND	10	ug/kg
Methylcyclohexane	ND	10	ug/kg
Methylene chloride	**12**	**5.0**	**ug/kg**
4-Methyl-2-pentanone	ND	20	ug/kg
Styrene	ND	5.0	ug/kg

(Continued on next page)

Conestoga-Rovers & Associates, Inc.

Client Sample ID: S-017324-111908-NH-010

GC/MS Volatiles

Lot-Sample #...: A8K200300-010 **Work Order #...:** K3DP31AA **Matrix.....:** SO

PARAMETER	RESULT	REPORTING LIMIT	UNITS
1,1,2,2-Tetrachloroethane	ND	5.0	ug/kg
Tetrachloroethene	ND	5.0	ug/kg
Toluene	ND	5.0	ug/kg
1,2,4-Trichloro-benzene	ND	5.0	ug/kg
1,1,1-Trichloroethane	ND	5.0	ug/kg
1,1,2-Trichloroethane	ND	5.0	ug/kg
Trichloroethene	ND	5.0	ug/kg
1,1,2-Trichloro-1,2,2-trifluoroethane	ND	5.0	ug/kg
Vinyl chloride	ND	5.0	ug/kg
Xylenes (total)	ND	10	ug/kg
Methyl tert-butyl ether	ND	20	ug/kg

SURROGATE	PERCENT RECOVERY	RECOVERY LIMITS
Dibromofluoromethane	103	(59 - 138)
1,2-Dichloroethane-d4	94	(61 - 130)
Toluene-d8	100	(60 - 143)
4-Bromofluorobenzene	93	(47 - 158)

NOTE(S):

Results and reporting limits have been adjusted for dry weight.

Conestoga-Rovers & Associates, Inc.

Client Sample ID: S-017324-111908-NH-010

General Chemistry

Lot-Sample #...: A8K200300-010 **Work Order #...:** K3DP3 **Matrix.....:** SO
Date Sampled...: 11/19/08 14:00 **Date Received..:** 11/20/08
% Moisture.....: 19

PARAMETER	RESULT	RL	UNITS	METHOD	PREPARATION-ANALYSIS DATE	PREP BATCH #
Percent Solids	**81.2**	**10.0**	**%**	**MCAWW 160.3 MOD**	**11/25-11/26/08**	**8330500**

Dilution Factor: 1

Conestoga-Rovers & Associates, Inc.

Client Sample ID: S-017324-111908-NH-011

GC/MS Semivolatiles

Lot-Sample #...: A8K200300-011 **Work Order #...:** K3DP51AA **Matrix.....:** SO
Date Sampled...: 11/19/08 14:10 **Date Received..:** 11/20/08
Prep Date.....: 11/24/08 **Analysis Date..:** 12/02/08
Prep Batch #...: 8329410
Dilution Factor: 1
% Moisture.....: 20 **Method.....:** SW846 8270C

PARAMETER	RESULT	REPORTING LIMIT	UNITS
Acenaphthene	ND	410	ug/kg
Acenaphthylene	ND	410	ug/kg
Acetophenone	ND	84	ug/kg
Anthracene	ND	410	ug/kg
Atrazine	ND	410	ug/kg
Benzo(a)anthracene	ND	410	ug/kg
Benzo(a)pyrene	ND	410	ug/kg
Benzo(b)fluoranthene	ND	410	ug/kg
Benzo(ghi)perylene	ND	410	ug/kg
Benzo(k)fluoranthene	ND	410	ug/kg
Benzaldehyde	ND	410	ug/kg
1,1'-Biphenyl	ND	410	ug/kg
bis(2-Chloroethoxy) methane	ND	410	ug/kg
bis(2-Chloroethyl)-ether	ND	410	ug/kg
bis(2-Ethylhexyl) phthalate	ND	410	ug/kg
4-Bromophenyl phenyl ether	ND	410	ug/kg
Butyl benzyl phthalate	ND	410	ug/kg
Caprolactam	ND	410	ug/kg
Carbazole	ND	410	ug/kg
4-Chloroaniline	ND	410	ug/kg
4-Chloro-3-methylphenol	ND	410	ug/kg
2-Chloronaphthalene	ND	410	ug/kg
2-Chlorophenol	ND	410	ug/kg
4-Chlorophenyl phenyl ether	ND	410	ug/kg
Chrysene	ND	410	ug/kg
Dibenz(a,h)anthracene	ND	410	ug/kg
Dibenzofuran	ND	410	ug/kg
3,3'-Dichlorobenzidine	ND	2000	ug/kg
2,4-Dichlorophenol	ND	410	ug/kg
Diethyl phthalate	ND	410	ug/kg
2,4-Dimethylphenol	ND	410	ug/kg
Dimethyl phthalate	ND	410	ug/kg
Di-n-butyl phthalate	ND	410	ug/kg

(Continued on next page)

Conestoga-Rovers & Associates, Inc.

Client Sample ID: S-017324-111908-NH-011

GC/MS Semivolatiles

Lot-Sample #...: A8K200300-011 **Work Order #...:** K3DP51AA **Matrix.....:** SO

PARAMETER	RESULT	REPORTING LIMIT	UNITS
4,6-Dinitro-2-methylphenol	ND	2000	ug/kg
2,4-Dinitrophenol	ND	2000	ug/kg
2,4-Dinitrotoluene	ND	410	ug/kg
2,6-Dinitrotoluene	ND	410	ug/kg
Di-n-octyl phthalate	ND	410	ug/kg
Fluoranthene	ND	410	ug/kg
Fluorene	ND	410	ug/kg
Hexachlorobenzene	ND	410	ug/kg
Hexachlorobutadiene	ND	410	ug/kg
Hexachlorocyclopenta-diene	ND	2000	ug/kg
Hexachloroethane	ND	410	ug/kg
Indeno(1,2,3-cd)pyrene	ND	410	ug/kg
Isophorone	ND	410	ug/kg
2-Methylnaphthalene	ND	410	ug/kg
2-Methylphenol	ND	410	ug/kg
4-Methylphenol	ND	410	ug/kg
Naphthalene	ND	410	ug/kg
2-Nitroaniline	ND	2000	ug/kg
3-Nitroaniline	ND	2000	ug/kg
4-Nitroaniline	ND	2000	ug/kg
Nitrobenzene	ND	410	ug/kg
2-Nitrophenol	ND	410	ug/kg
4-Nitrophenol	ND	2000	ug/kg
N-Nitrosodi-n-propyl-amine	ND	410	ug/kg
N-Nitrosodiphenylamine	ND	410	ug/kg
2,2'-oxybis (1-Chloropropane)	ND	410	ug/kg
Pentachlorophenol	ND	410	ug/kg
Phenanthrene	ND	410	ug/kg
Phenol	ND	410	ug/kg
Pyrene	ND	410	ug/kg
2,4,5-Trichloro-phenol	ND	410	ug/kg
2,4,6-Trichloro-phenol	ND	410	ug/kg

(Continued on next page)

Conestoga-Rovers & Associates, Inc.

Client Sample ID: S-017324-111908-NH-011

GC/MS Semivolatiles

Lot-Sample #...: A8K200300-011 **Work Order #...:** K3DP51AA **Matrix.....:** SO

SURROGATE	PERCENT RECOVERY	RECOVERY LIMITS
Nitrobenzene-d5	62	(24 - 112)
2-Fluorobiphenyl	56	(34 - 110)
Terphenyl-d14	85	(41 - 119)
Phenol-d5	66	(28 - 110)
2-Fluorophenol	68	(26 - 110)
2,4,6-Tribromophenol	61	(10 - 118)

NOTE(S):

Results and reporting limits have been adjusted for dry weight.

Conestoga-Rovers & Associates, Inc.

Client Sample ID: S-017324-111908-NH-011

GC Semivolatiles

Lot-Sample #...: A8K200300-011 **Work Order #...:** K3DP51AC **Matrix.....:** SO
Date Sampled...: 11/19/08 14:10 **Date Received..:** 11/20/08
Prep Date.....: 11/22/08 **Analysis Date..:** 12/01/08
Prep Batch #...: 8326344
Dilution Factor: 1
% Moisture.....: 20 **Method.....:** SW846 8082

PARAMETER	RESULT	REPORTING LIMIT	UNITS
Aroclor 1016	ND	41	ug/kg
Aroclor 1221	ND	41	ug/kg
Aroclor 1232	ND	41	ug/kg
Aroclor 1242	ND	41	ug/kg
Aroclor 1248	ND	41	ug/kg
Aroclor 1254	ND	41	ug/kg
Aroclor 1260	ND	41	ug/kg

SURROGATE	PERCENT RECOVERY	RECOVERY LIMITS
Tetrachloro-m-xylene	102	(10 - 196)
Decachlorobiphenyl	95	(10 - 199)

NOTE(S):

Results and reporting limits have been adjusted for dry weight.

Conestoga-Rovers & Associates, Inc.

Client Sample ID: S-017324-111908-NH-011

TOTAL Metals

Lot-Sample #...: A8K200300-011 **Matrix.....:** SO
Date Sampled...: 11/19/08 14:10 **Date Received..:** 11/20/08
% Moisture.....: 20

PARAMETER	RESULT	REPORTING LIMIT	UNITS	METHOD	PREPARATION-ANALYSIS DATE	WORK ORDER #
Prep Batch #...: 8326023						
Aluminum	**14200**	**25.1**	**mg/kg**	**SW846 6010B**	**11/21-11/24/08**	**K3DP51AD**
		Dilution Factor: 1				
Arsenic	**10.5**	**1.3**	**mg/kg**	**SW846 6010B**	**11/21-11/24/08**	**K3DP51AU**
		Dilution Factor: 1				
Lead	**12.7**	**0.38**	**mg/kg**	**SW846 6010B**	**11/21-11/24/08**	**K3DP51AV**
		Dilution Factor: 1				
Antimony	ND	7.5	mg/kg	SW846 6010B	11/21-11/24/08	K3DP51AE
		Dilution Factor: 1				
Selenium	ND	0.63	mg/kg	SW846 6010B	11/21-11/24/08	K3DP51AW
		Dilution Factor: 1				
Thallium	ND	1.3	mg/kg	SW846 6010B	11/21-11/24/08	K3DP51AX
		Dilution Factor: 1				
Cadmium	ND	0.63	mg/kg	SW846 6010B	11/21-11/24/08	K3DP51AF
		Dilution Factor: 1				
Chromium	**17.6**	**1.3**	**mg/kg**	**SW846 6010B**	**11/21-11/24/08**	**K3DP51AG**
		Dilution Factor: 1				
Cobalt	**8.3**	**6.3**	**mg/kg**	**SW846 6010B**	**11/21-11/24/08**	**K3DP51AH**
		Dilution Factor: 1				
Copper	**20.1**	**3.1**	**mg/kg**	**SW846 6010B**	**11/21-11/24/08**	**K3DP51AJ**
		Dilution Factor: 1				
Iron	**23800**	**12.5**	**mg/kg**	**SW846 6010B**	**11/21-11/24/08**	**K3DP51AK**
		Dilution Factor: 1				
Manganese	**361**	**1.9**	**mg/kg**	**SW846 6010B**	**11/21-11/24/08**	**K3DP51AL**
		Dilution Factor: 1				
Nickel	**21.4**	**5.0**	**mg/kg**	**SW846 6010B**	**11/21-11/24/08**	**K3DP51AM**
		Dilution Factor: 1				
Potassium	**1450**	**627**	**mg/kg**	**SW846 6010B**	**11/21-11/24/08**	**K3DP51AN**
		Dilution Factor: 1				

(Continued on next page)

Conestoga-Rovers & Associates, Inc.

Client Sample ID: S-017324-111908-NH-011

TOTAL Metals

Lot-Sample #...: A8K200300-011 **Matrix.....:** SO

PARAMETER	RESULT	REPORTING LIMIT	UNITS	METHOD	PREPARATION-ANALYSIS DATE	WORK ORDER #
Silver	ND	1.3	mg/kg	SW846 6010B	11/21-11/24/08	K3DP51AP
		Dilution Factor: 1				
Sodium	ND	627	mg/kg	SW846 6010B	11/21-11/24/08	K3DP51AQ
		Dilution Factor: 1				
Vanadium	**31.0**	**6.3**	**mg/kg**	**SW846 6010B**	**11/21-11/24/08**	**K3DP51AR**
		Dilution Factor: 1				
Zinc	**58.7**	**2.5**	**mg/kg**	**SW846 6010B**	**11/21-11/24/08**	**K3DP51AT**
		Dilution Factor: 1				
Mercury	ND	0.13	mg/kg	SW846 7471A	11/21/08	K3DP51A0
		Dilution Factor: 1				

NOTE(S):

Results and reporting limits have been adjusted for dry weight.

Conestoga-Rovers & Associates, Inc.

Client Sample ID: S-017324-111908-NH-011

General Chemistry

Lot-Sample #...: A8K200300-011 **Work Order #...:** K3DP5 **Matrix.....:** SO
Date Sampled...: 11/19/08 14:10 **Date Received..:** 11/20/08
% Moisture.....: 20

PARAMETER	RESULT	RL	UNITS	METHOD	PREPARATION-ANALYSIS DATE	PREP BATCH #
Percent Solids	**79.7**	**10.0**	**%**	**MCAWW 160.3 MOD**	**11/25-11/26/08**	**8330500**

Dilution Factor: 1

Conestoga-Rovers & Associates, Inc.

Client Sample ID: S-017324-111908-NH-012

GC/MS Volatiles

Lot-Sample #...: A8K200300-012 **Work Order #...:** K3DP61AA **Matrix.....:** SO
Date Sampled...: 11/19/08 14:15 **Date Received..:** 11/20/08
Prep Date.....: 12/01/08 **Analysis Date..:** 12/01/08
Prep Batch #...: 8337312
Dilution Factor: 0.87
% Moisture.....: 19 **Method.....:** SW846 8260B

PARAMETER	RESULT	REPORTING LIMIT	UNITS
Acetone	ND	21	ug/kg
Benzene	ND	5.4	ug/kg
Bromodichloromethane	ND	5.4	ug/kg
Bromoform	ND	5.4	ug/kg
Bromomethane	ND	5.4	ug/kg
2-Butanone	ND	21	ug/kg
Carbon disulfide	ND	5.4	ug/kg
Carbon tetrachloride	ND	5.4	ug/kg
Chlorobenzene	ND	5.4	ug/kg
Dibromochloromethane	ND	5.4	ug/kg
1,2-Dibromo-3-chloro-propane	ND	11	ug/kg
Chloroethane	ND	5.4	ug/kg
Chloroform	ND	5.4	ug/kg
Chloromethane	ND	5.4	ug/kg
Cyclohexane	ND	11	ug/kg
1,2-Dibromoethane	ND	5.4	ug/kg
1,2-Dichlorobenzene	ND	5.4	ug/kg
1,3-Dichlorobenzene	ND	5.4	ug/kg
1,4-Dichlorobenzene	ND	5.4	ug/kg
Dichlorodifluoromethane	ND	5.4	ug/kg
1,1-Dichloroethane	ND	5.4	ug/kg
1,2-Dichloroethane	ND	5.4	ug/kg
1,1-Dichloroethene	ND	5.4	ug/kg
cis-1,2-Dichloroethene	ND	5.4	ug/kg
trans-1,2-Dichloroethene	ND	5.4	ug/kg
1,2-Dichloropropane	ND	5.4	ug/kg
cis-1,3-Dichloropropene	ND	5.4	ug/kg
trans-1,3-Dichloropropene	ND	5.4	ug/kg
Ethylbenzene	ND	5.4	ug/kg
Trichlorofluoromethane	ND	5.4	ug/kg
2-Hexanone	ND	21	ug/kg
Isopropylbenzene	ND	5.4	ug/kg
Methyl acetate	ND	11	ug/kg
Methylcyclohexane	ND	11	ug/kg
Methylene chloride	**13**	**5.4**	**ug/kg**
4-Methyl-2-pentanone	ND	21	ug/kg
Styrene	ND	5.4	ug/kg

(Continued on next page)

Conestoga-Rovers & Associates, Inc.

Client Sample ID: S-017324-111908-NH-012

GC/MS Volatiles

Lot-Sample #...: A8K200300-012 **Work Order #...:** K3DP61AA **Matrix.....:** SO

PARAMETER	RESULT	REPORTING LIMIT	UNITS
1,1,2,2-Tetrachloroethane	ND	5.4	ug/kg
Tetrachloroethene	ND	5.4	ug/kg
Toluene	ND	5.4	ug/kg
1,2,4-Trichloro-benzene	ND	5.4	ug/kg
1,1,1-Trichloroethane	ND	5.4	ug/kg
1,1,2-Trichloroethane	ND	5.4	ug/kg
Trichloroethene	ND	5.4	ug/kg
1,1,2-Trichloro-1,2,2-trifluoroethane	ND	5.4	ug/kg
Vinyl chloride	ND	5.4	ug/kg
Xylenes (total)	ND	11	ug/kg
Methyl tert-butyl ether	ND	21	ug/kg

SURROGATE	PERCENT RECOVERY	RECOVERY LIMITS
Dibromofluoromethane	102	(59 - 138)
1,2-Dichloroethane-d4	94	(61 - 130)
Toluene-d8	98	(60 - 143)
4-Bromofluorobenzene	82	(47 - 158)

NOTE(S):

Results and reporting limits have been adjusted for dry weight.

Conestoga-Rovers & Associates, Inc.

Client Sample ID: S-017324-111908-NH-012

General Chemistry

Lot-Sample #...: A8K200300-012 **Work Order #...:** K3DP6 **Matrix.....:** SO
Date Sampled...: 11/19/08 14:15 **Date Received..:** 11/20/08
% Moisture.....: 19

PARAMETER	RESULT	RL	UNITS	METHOD	PREPARATION-ANALYSIS DATE	PREP BATCH #
Percent Solids	**81.1**	**10.0**	**%**	**MCAWW 160.3 MOD**	**11/25-11/26/08**	**8330500**

Dilution Factor: 1

Conestoga-Rovers & Associates, Inc.

Client Sample ID: S-017324-111908-NH-013

GC/MS Semivolatiles

Lot-Sample #...: A8K200300-013 **Work Order #...:** K3DP71AA **Matrix.....:** SO
Date Sampled...: 11/19/08 14:35 **Date Received..:** 11/20/08
Prep Date.....: 11/24/08 **Analysis Date..:** 12/02/08
Prep Batch #...: 8329410
Dilution Factor: 1
% Moisture.....: 16 **Method.....:** SW846 8270C

PARAMETER	RESULT	REPORTING LIMIT	UNITS
Acenaphthene	ND	390	ug/kg
Acenaphthylene	ND	390	ug/kg
Acetophenone	ND	79	ug/kg
Anthracene	ND	390	ug/kg
Atrazine	ND	390	ug/kg
Benzo(a)anthracene	ND	390	ug/kg
Benzo(a)pyrene	ND	390	ug/kg
Benzo(b)fluoranthene	ND	390	ug/kg
Benzo(ghi)perylene	ND	390	ug/kg
Benzo(k)fluoranthene	ND	390	ug/kg
Benzaldehyde	ND	390	ug/kg
1,1'-Biphenyl	ND	390	ug/kg
bis(2-Chloroethoxy) methane	ND	390	ug/kg
bis(2-Chloroethyl)-ether	ND	390	ug/kg
bis(2-Ethylhexyl) phthalate	ND	390	ug/kg
4-Bromophenyl phenyl ether	ND	390	ug/kg
Butyl benzyl phthalate	ND	390	ug/kg
Caprolactam	ND	390	ug/kg
Carbazole	ND	390	ug/kg
4-Chloroaniline	ND	390	ug/kg
4-Chloro-3-methylphenol	ND	390	ug/kg
2-Chloronaphthalene	ND	390	ug/kg
2-Chlorophenol	ND	390	ug/kg
4-Chlorophenyl phenyl ether	ND	390	ug/kg
Chrysene	ND	390	ug/kg
Dibenz(a,h)anthracene	ND	390	ug/kg
Dibenzofuran	ND	390	ug/kg
3,3'-Dichlorobenzidine	ND	1900	ug/kg
2,4-Dichlorophenol	ND	390	ug/kg
Diethyl phthalate	ND	390	ug/kg
2,4-Dimethylphenol	ND	390	ug/kg
Dimethyl phthalate	ND	390	ug/kg
Di-n-butyl phthalate	ND	390	ug/kg

(Continued on next page)

Conestoga-Rovers & Associates, Inc.

Client Sample ID: S-017324-111908-NH-013

GC/MS Semivolatiles

Lot-Sample #...: A8K200300-013 **Work Order #...:** K3DP71AA **Matrix.....:** SO

PARAMETER	RESULT	REPORTING LIMIT	UNITS
4,6-Dinitro-2-methylphenol	ND	1900	ug/kg
2,4-Dinitrophenol	ND	1900	ug/kg
2,4-Dinitrotoluene	ND	390	ug/kg
2,6-Dinitrotoluene	ND	390	ug/kg
Di-n-octyl phthalate	ND	390	ug/kg
Fluoranthene	ND	390	ug/kg
Fluorene	ND	390	ug/kg
Hexachlorobenzene	ND	390	ug/kg
Hexachlorobutadiene	ND	390	ug/kg
Hexachlorocyclopenta-diene	ND	1900	ug/kg
Hexachloroethane	ND	390	ug/kg
Indeno(1,2,3-cd)pyrene	ND	390	ug/kg
Isophorone	ND	390	ug/kg
2-Methylnaphthalene	ND	390	ug/kg
2-Methylphenol	ND	390	ug/kg
4-Methylphenol	ND	390	ug/kg
Naphthalene	ND	390	ug/kg
2-Nitroaniline	ND	1900	ug/kg
3-Nitroaniline	ND	1900	ug/kg
4-Nitroaniline	ND	1900	ug/kg
Nitrobenzene	ND	390	ug/kg
2-Nitrophenol	ND	390	ug/kg
4-Nitrophenol	ND	1900	ug/kg
N-Nitrosodi-n-propyl-amine	ND	390	ug/kg
N-Nitrosodiphenylamine	ND	390	ug/kg
2,2'-oxybis (1-Chloropropane)	ND	390	ug/kg
Pentachlorophenol	ND	390	ug/kg
Phenanthrene	ND	390	ug/kg
Phenol	ND	390	ug/kg
Pyrene	ND	390	ug/kg
2,4,5-Trichloro-phenol	ND	390	ug/kg
2,4,6-Trichloro-phenol	ND	390	ug/kg

(Continued on next page)

Conestoga-Rovers & Associates, Inc.

Client Sample ID: S-017324-111908-NH-013

GC/MS Semivolatiles

Lot-Sample #...: A8K200300-013 **Work Order #...:** K3DP71AA **Matrix.....:** SO

SURROGATE	PERCENT RECOVERY	RECOVERY LIMITS
Nitrobenzene-d5	59	(24 - 112)
2-Fluorobiphenyl	55	(34 - 110)
Terphenyl-d14	83	(41 - 119)
Phenol-d5	62	(28 - 110)
2-Fluorophenol	60	(26 - 110)
2,4,6-Tribromophenol	64	(10 - 118)

NOTE(S):

Results and reporting limits have been adjusted for dry weight.

Conestoga-Rovers & Associates, Inc.

Client Sample ID: S-017324-111908-NH-013

GC Semivolatiles

Lot-Sample #...: A8K200300-013 **Work Order #...:** K3DP71AC **Matrix.....:** SO
Date Sampled...: 11/19/08 14:35 **Date Received..:** 11/20/08
Prep Date.....: 11/22/08 **Analysis Date..:** 12/01/08
Prep Batch #...: 8326344
Dilution Factor: 1
% Moisture.....: 16 **Method.....:** SW846 8082

PARAMETER	RESULT	REPORTING LIMIT	UNITS
Aroclor 1016	ND	39	ug/kg
Aroclor 1221	ND	39	ug/kg
Aroclor 1232	ND	39	ug/kg
Aroclor 1242	ND	39	ug/kg
Aroclor 1248	ND	39	ug/kg
Aroclor 1254	ND	39	ug/kg
Aroclor 1260	ND	39	ug/kg

SURROGATE	PERCENT RECOVERY	RECOVERY LIMITS
Tetrachloro-m-xylene	91	(10 - 196)
Decachlorobiphenyl	83	(10 - 199)

NOTE(S):

Results and reporting limits have been adjusted for dry weight.

Conestoga-Rovers & Associates, Inc.

Client Sample ID: S-017324-111908-NH-013

TOTAL Metals

Lot-Sample #...: A8K200300-013 **Matrix.....:** SO
Date Sampled...: 11/19/08 14:35 **Date Received..:** 11/20/08
% Moisture.....: 16

PARAMETER	RESULT	REPORTING LIMIT	UNITS	METHOD	PREPARATION-ANALYSIS DATE	WORK ORDER #
Prep Batch #...: 8326023						
Aluminum	**11800**	**23.7**	**mg/kg**	**SW846 6010B**	**11/21-11/24/08**	**K3DP71AD**
		Dilution Factor: 1				
Arsenic	**10.2**	**1.2**	**mg/kg**	**SW846 6010B**	**11/21-11/24/08**	**K3DP71AU**
		Dilution Factor: 1				
Lead	**13.8**	**0.36**	**mg/kg**	**SW846 6010B**	**11/21-11/24/08**	**K3DP71AV**
		Dilution Factor: 1				
Antimony	ND	7.1	mg/kg	SW846 6010B	11/21-11/24/08	K3DP71AE
		Dilution Factor: 1				
Selenium	ND	0.59	mg/kg	SW846 6010B	11/21-11/24/08	K3DP71AW
		Dilution Factor: 1				
Thallium	ND	1.2	mg/kg	SW846 6010B	11/21-11/24/08	K3DP71AX
		Dilution Factor: 1				
Cadmium	ND	0.59	mg/kg	SW846 6010B	11/21-11/24/08	K3DP71AF
		Dilution Factor: 1				
Chromium	**18.2**	**1.2**	**mg/kg**	**SW846 6010B**	**11/21-11/24/08**	**K3DP71AG**
		Dilution Factor: 1				
Cobalt	**6.7**	**5.9**	**mg/kg**	**SW846 6010B**	**11/21-11/24/08**	**K3DP71AH**
		Dilution Factor: 1				
Copper	**22.3**	**3.0**	**mg/kg**	**SW846 6010B**	**11/21-11/24/08**	**K3DP71AJ**
		Dilution Factor: 1				
Iron	**20900**	**11.9**	**mg/kg**	**SW846 6010B**	**11/21-11/24/08**	**K3DP71AK**
		Dilution Factor: 1				
Manganese	**272**	**1.8**	**mg/kg**	**SW846 6010B**	**11/21-11/24/08**	**K3DP71AL**
		Dilution Factor: 1				
Nickel	**29.8**	**4.7**	**mg/kg**	**SW846 6010B**	**11/21-11/24/08**	**K3DP71AM**
		Dilution Factor: 1				
Potassium	**1430**	**593**	**mg/kg**	**SW846 6010B**	**11/21-11/24/08**	**K3DP71AN**
		Dilution Factor: 1				

(Continued on next page)

Conestoga-Rovers & Associates, Inc.

Client Sample ID: S-017324-111908-NH-013

TOTAL Metals

Lot-Sample #...: A8K200300-013 **Matrix.....:** SO

PARAMETER	RESULT	REPORTING LIMIT	UNITS	METHOD	PREPARATION-ANALYSIS DATE	WORK ORDER #
Silver	ND	1.2	mg/kg	SW846 6010B	11/21-11/24/08	K3DP71AP
		Dilution Factor: 1				
Sodium	ND	593	mg/kg	SW846 6010B	11/21-11/24/08	K3DP71AQ
		Dilution Factor: 1				
Vanadium	**29.2**	**5.9**	**mg/kg**	**SW846 6010B**	**11/21-11/24/08**	**K3DP71AR**
		Dilution Factor: 1				
Zinc	**77.4**	**2.4**	**mg/kg**	**SW846 6010B**	**11/21-11/24/08**	**K3DP71AT**
		Dilution Factor: 1				
Mercury	ND	0.12	mg/kg	SW846 7471A	11/21/08	K3DP71A0
		Dilution Factor: 1				

NOTE(S):

Results and reporting limits have been adjusted for dry weight.

Conestoga-Rovers & Associates, Inc.

Client Sample ID: S-017324-111908-NH-013

General Chemistry

Lot-Sample #...: A8K200300-013 **Work Order #...:** K3DP7 **Matrix.....:** SO
Date Sampled...: 11/19/08 14:35 **Date Received..:** 11/20/08
% Moisture.....: 16

PARAMETER	RESULT	RL	UNITS	METHOD	PREPARATION-ANALYSIS DATE	PREP BATCH #
Percent Solids	**84.4**	**10.0**	**%**	**MCAWW 160.3 MOD**	**11/25-11/26/08**	**8330500**

Dilution Factor: 1

Conestoga-Rovers & Associates, Inc.

Client Sample ID: S-017324-111908-NH-014

GC/MS Volatiles

Lot-Sample #...: A8K200300-014 **Work Order #...:** K3DP91AA **Matrix.....:** SO
Date Sampled...: 11/19/08 14:55 **Date Received..:** 11/20/08
Prep Date.....: 12/01/08 **Analysis Date..:** 12/01/08
Prep Batch #...: 8337312
Dilution Factor: 0.92
% Moisture.....: 19 **Method.....:** SW846 8260B

PARAMETER	RESULT	REPORTING LIMIT	UNITS
Acetone	ND	23	ug/kg
Benzene	ND	5.7	ug/kg
Bromodichloromethane	ND	5.7	ug/kg
Bromoform	ND	5.7	ug/kg
Bromomethane	ND	5.7	ug/kg
2-Butanone	ND	23	ug/kg
Carbon disulfide	ND	5.7	ug/kg
Carbon tetrachloride	ND	5.7	ug/kg
Chlorobenzene	ND	5.7	ug/kg
Dibromochloromethane	ND	5.7	ug/kg
1,2-Dibromo-3-chloro-propane	ND	11	ug/kg
Chloroethane	ND	5.7	ug/kg
Chloroform	ND	5.7	ug/kg
Chloromethane	ND	5.7	ug/kg
Cyclohexane	ND	11	ug/kg
1,2-Dibromoethane	ND	5.7	ug/kg
1,2-Dichlorobenzene	ND	5.7	ug/kg
1,3-Dichlorobenzene	ND	5.7	ug/kg
1,4-Dichlorobenzene	ND	5.7	ug/kg
Dichlorodifluoromethane	ND	5.7	ug/kg
1,1-Dichloroethane	ND	5.7	ug/kg
1,2-Dichloroethane	ND	5.7	ug/kg
1,1-Dichloroethene	ND	5.7	ug/kg
cis-1,2-Dichloroethene	ND	5.7	ug/kg
trans-1,2-Dichloroethene	ND	5.7	ug/kg
1,2-Dichloropropane	ND	5.7	ug/kg
cis-1,3-Dichloropropene	ND	5.7	ug/kg
trans-1,3-Dichloropropene	ND	5.7	ug/kg
Ethylbenzene	ND	5.7	ug/kg
Trichlorofluoromethane	ND	5.7	ug/kg
2-Hexanone	ND	23	ug/kg
Isopropylbenzene	ND	5.7	ug/kg
Methyl acetate	ND	11	ug/kg
Methylcyclohexane	ND	11	ug/kg
Methylene chloride	**14**	**5.7**	**ug/kg**
4-Methyl-2-pentanone	ND	23	ug/kg
Styrene	ND	5.7	ug/kg

(Continued on next page)

Conestoga-Rovers & Associates, Inc.

Client Sample ID: S-017324-111908-NH-014

GC/MS Volatiles

Lot-Sample #...: A8K200300-014 **Work Order #...:** K3DP91AA **Matrix.....:** SO

PARAMETER	RESULT	REPORTING LIMIT	UNITS
1,1,2,2-Tetrachloroethane	ND	5.7	ug/kg
Tetrachloroethene	ND	5.7	ug/kg
Toluene	ND	5.7	ug/kg
1,2,4-Trichloro-benzene	ND	5.7	ug/kg
1,1,1-Trichloroethane	ND	5.7	ug/kg
1,1,2-Trichloroethane	ND	5.7	ug/kg
Trichloroethene	ND	5.7	ug/kg
1,1,2-Trichloro-1,2,2-trifluoroethane	ND	5.7	ug/kg
Vinyl chloride	ND	5.7	ug/kg
Xylenes (total)	ND	11	ug/kg
Methyl tert-butyl ether	ND	23	ug/kg

SURROGATE	PERCENT RECOVERY	RECOVERY LIMITS
Dibromofluoromethane	100	(59 - 138)
1,2-Dichloroethane-d4	94	(61 - 130)
Toluene-d8	99	(60 - 143)
4-Bromofluorobenzene	87	(47 - 158)

NOTE(S):

Results and reporting limits have been adjusted for dry weight.

Conestoga-Rovers & Associates, Inc.

Client Sample ID: S-017324-111908-NH-014

General Chemistry

Lot-Sample #...: A8K200300-014 **Work Order #...:** K3DP9 **Matrix.....:** SO
Date Sampled...: 11/19/08 14:55 **Date Received..:** 11/20/08
% Moisture.....: 19

PARAMETER	RESULT	RL	UNITS	METHOD	PREPARATION-ANALYSIS DATE	PREP BATCH #
Percent Solids	**81.3**	**10.0**	**%**	**MCAWW 160.3 MOD**	**11/25-11/26/08**	**8330500**

Dilution Factor: 1

Conestoga-Rovers & Associates, Inc.

Client Sample ID: S-017324-111908-NH-015

GC/MS Volatiles

Lot-Sample #...: A8K200300-015 **Work Order #...:** K3DQC1AA **Matrix.....:** SO
Date Sampled...: 11/19/08 15:00 **Date Received..:** 11/20/08
Prep Date.....: 12/01/08 **Analysis Date..:** 12/01/08
Prep Batch #...: 8337312
Dilution Factor: 0.83
% Moisture.....: 19 **Method.....:** SW846 8260B

PARAMETER	RESULT	REPORTING LIMIT	UNITS
Acetone	ND	21	ug/kg
Benzene	ND	5.1	ug/kg
Bromodichloromethane	ND	5.1	ug/kg
Bromoform	ND	5.1	ug/kg
Bromomethane	ND	5.1	ug/kg
2-Butanone	ND	21	ug/kg
Carbon disulfide	ND	5.1	ug/kg
Carbon tetrachloride	ND	5.1	ug/kg
Chlorobenzene	ND	5.1	ug/kg
Dibromochloromethane	ND	5.1	ug/kg
1,2-Dibromo-3-chloro-propane	ND	10	ug/kg
Chloroethane	ND	5.1	ug/kg
Chloroform	ND	5.1	ug/kg
Chloromethane	ND	5.1	ug/kg
Cyclohexane	ND	10	ug/kg
1,2-Dibromoethane	ND	5.1	ug/kg
1,2-Dichlorobenzene	ND	5.1	ug/kg
1,3-Dichlorobenzene	ND	5.1	ug/kg
1,4-Dichlorobenzene	ND	5.1	ug/kg
Dichlorodifluoromethane	ND	5.1	ug/kg
1,1-Dichloroethane	ND	5.1	ug/kg
1,2-Dichloroethane	ND	5.1	ug/kg
1,1-Dichloroethene	ND	5.1	ug/kg
cis-1,2-Dichloroethene	ND	5.1	ug/kg
trans-1,2-Dichloroethene	ND	5.1	ug/kg
1,2-Dichloropropane	ND	5.1	ug/kg
cis-1,3-Dichloropropene	ND	5.1	ug/kg
trans-1,3-Dichloropropene	ND	5.1	ug/kg
Ethylbenzene	ND	5.1	ug/kg
Trichlorofluoromethane	ND	5.1	ug/kg
2-Hexanone	ND	21	ug/kg
Isopropylbenzene	ND	5.1	ug/kg
Methyl acetate	ND	10	ug/kg
Methylcyclohexane	ND	10	ug/kg
Methylene chloride	**13**	**5.1**	**ug/kg**
4-Methyl-2-pentanone	ND	21	ug/kg
Styrene	ND	5.1	ug/kg

(Continued on next page)

Conestoga-Rovers & Associates, Inc.

Client Sample ID: S-017324-111908-NH-015

GC/MS Volatiles

Lot-Sample #...: A8K200300-015 **Work Order #...:** K3DQC1AA **Matrix.....:** SO

PARAMETER	RESULT	REPORTING LIMIT	UNITS
1,1,2,2-Tetrachloroethane	ND	5.1	ug/kg
Tetrachloroethene	ND	5.1	ug/kg
Toluene	ND	5.1	ug/kg
1,2,4-Trichloro-benzene	ND	5.1	ug/kg
1,1,1-Trichloroethane	ND	5.1	ug/kg
1,1,2-Trichloroethane	ND	5.1	ug/kg
Trichloroethene	ND	5.1	ug/kg
1,1,2-Trichloro-1,2,2-trifluoroethane	ND	5.1	ug/kg
Vinyl chloride	ND	5.1	ug/kg
Xylenes (total)	ND	10	ug/kg
Methyl tert-butyl ether	ND	21	ug/kg

SURROGATE	PERCENT RECOVERY	RECOVERY LIMITS
Dibromofluoromethane	101	(59 - 138)
1,2-Dichloroethane-d4	96	(61 - 130)
Toluene-d8	102	(60 - 143)
4-Bromofluorobenzene	90	(47 - 158)

NOTE(S):

Results and reporting limits have been adjusted for dry weight.

Conestoga-Rovers & Associates, Inc.

Client Sample ID: S-017324-111908-NH-015

General Chemistry

Lot-Sample #...: A8K200300-015 **Work Order #...:** K3DQC **Matrix.....:** SO
Date Sampled...: 11/19/08 15:00 **Date Received..:** 11/20/08
% Moisture.....: 19

PARAMETER	RESULT	RL	UNITS	METHOD	PREPARATION-ANALYSIS DATE	PREP BATCH #
Percent Solids	**80.8**	**10.0**	**%**	**MCAWW 160.3 MOD**	**11/25-11/26/08**	**8330500**

Dilution Factor: 1

Conestoga-Rovers & Associates, Inc.

Client Sample ID: S-017324-111908-NH-016

GC/MS Semivolatiles

Lot-Sample #...: A8K200300-016 **Work Order #...:** K3DQK1AA **Matrix.....:** SO
Date Sampled...: 11/19/08 15:05 **Date Received..:** 11/20/08
Prep Date.....: 11/24/08 **Analysis Date..:** 12/02/08
Prep Batch #...: 8329410
Dilution Factor: 1
% Moisture.....: 19 **Method.....:** SW846 8270C

PARAMETER	RESULT	REPORTING LIMIT	UNITS
Acenaphthene	ND	410	ug/kg
Acenaphthylene	ND	410	ug/kg
Acetophenone	ND	82	ug/kg
Anthracene	ND	410	ug/kg
Atrazine	ND	410	ug/kg
Benzo(a)anthracene	ND	410	ug/kg
Benzo(a)pyrene	ND	410	ug/kg
Benzo(b)fluoranthene	ND	410	ug/kg
Benzo(ghi)perylene	ND	410	ug/kg
Benzo(k)fluoranthene	ND	410	ug/kg
Benzaldehyde	ND	410	ug/kg
1,1'-Biphenyl	ND	410	ug/kg
bis(2-Chloroethoxy) methane	ND	410	ug/kg
bis(2-Chloroethyl)-ether	ND	410	ug/kg
bis(2-Ethylhexyl) phthalate	ND	410	ug/kg
4-Bromophenyl phenyl ether	ND	410	ug/kg
Butyl benzyl phthalate	ND	410	ug/kg
Caprolactam	ND	410	ug/kg
Carbazole	ND	410	ug/kg
4-Chloroaniline	ND	410	ug/kg
4-Chloro-3-methylphenol	ND	410	ug/kg
2-Chloronaphthalene	ND	410	ug/kg
2-Chlorophenol	ND	410	ug/kg
4-Chlorophenyl phenyl ether	ND	410	ug/kg
Chrysene	ND	410	ug/kg
Dibenz(a,h)anthracene	ND	410	ug/kg
Dibenzofuran	ND	410	ug/kg
3,3'-Dichlorobenzidine	ND	2000	ug/kg
2,4-Dichlorophenol	ND	410	ug/kg
Diethyl phthalate	ND	410	ug/kg
2,4-Dimethylphenol	ND	410	ug/kg
Dimethyl phthalate	ND	410	ug/kg
Di-n-butyl phthalate	ND	410	ug/kg

(Continued on next page)

Conestoga-Rovers & Associates, Inc.

Client Sample ID: S-017324-111908-NH-016

GC/MS Semivolatiles

Lot-Sample #...: A8K200300-016 **Work Order #...:** K3DQK1AA **Matrix.....:** SO

PARAMETER	RESULT	REPORTING LIMIT	UNITS
4,6-Dinitro-2-methylphenol	ND	2000	ug/kg
2,4-Dinitrophenol	ND	2000	ug/kg
2,4-Dinitrotoluene	ND	410	ug/kg
2,6-Dinitrotoluene	ND	410	ug/kg
Di-n-octyl phthalate	ND	410	ug/kg
Fluoranthene	ND	410	ug/kg
Fluorene	ND	410	ug/kg
Hexachlorobenzene	ND	410	ug/kg
Hexachlorobutadiene	ND	410	ug/kg
Hexachlorocyclopenta-diene	ND	2000	ug/kg
Hexachloroethane	ND	410	ug/kg
Indeno(1,2,3-cd)pyrene	ND	410	ug/kg
Isophorone	ND	410	ug/kg
2-Methylnaphthalene	ND	410	ug/kg
2-Methylphenol	ND	410	ug/kg
4-Methylphenol	ND	410	ug/kg
Naphthalene	ND	410	ug/kg
2-Nitroaniline	ND	2000	ug/kg
3-Nitroaniline	ND	2000	ug/kg
4-Nitroaniline	ND	2000	ug/kg
Nitrobenzene	ND	410	ug/kg
2-Nitrophenol	ND	410	ug/kg
4-Nitrophenol	ND	2000	ug/kg
N-Nitrosodi-n-propyl-amine	ND	410	ug/kg
N-Nitrosodiphenylamine	ND	410	ug/kg
2,2'-oxybis (1-Chloropropane)	ND	410	ug/kg
Pentachlorophenol	ND	410	ug/kg
Phenanthrene	ND	410	ug/kg
Phenol	ND	410	ug/kg
Pyrene	ND	410	ug/kg
2,4,5-Trichloro-phenol	ND	410	ug/kg
2,4,6-Trichloro-phenol	ND	410	ug/kg

(Continued on next page)

Conestoga-Rovers & Associates, Inc.

Client Sample ID: S-017324-111908-NH-016

GC/MS Semivolatiles

Lot-Sample #...: A8K200300-016 **Work Order #...:** K3DQK1AA **Matrix.....:** SO

SURROGATE	PERCENT RECOVERY	RECOVERY LIMITS
Nitrobenzene-d5	63	(24 - 112)
2-Fluorobiphenyl	53	(34 - 110)
Terphenyl-d14	100	(41 - 119)
Phenol-d5	75	(28 - 110)
2-Fluorophenol	75	(26 - 110)
2,4,6-Tribromophenol	71	(10 - 118)

NOTE(S):

Results and reporting limits have been adjusted for dry weight.

Conestoga-Rovers & Associates, Inc.

Client Sample ID: S-017324-111908-NH-016

GC Semivolatiles

Lot-Sample #...: A8K200300-016 **Work Order #...:** K3DQK1AC **Matrix.....:** SO
Date Sampled...: 11/19/08 15:05 **Date Received..:** 11/20/08
Prep Date.....: 11/22/08 **Analysis Date..:** 12/01/08
Prep Batch #...: 8326344
Dilution Factor: 1
% Moisture.....: 19 **Method.....:** SW846 8082

PARAMETER	RESULT	REPORTING LIMIT	UNITS
Aroclor 1016	ND	41	ug/kg
Aroclor 1221	ND	41	ug/kg
Aroclor 1232	ND	41	ug/kg
Aroclor 1242	ND	41	ug/kg
Aroclor 1248	ND	41	ug/kg
Aroclor 1254	ND	41	ug/kg
Aroclor 1260	ND	41	ug/kg

SURROGATE	PERCENT RECOVERY	RECOVERY LIMITS
Tetrachloro-m-xylene	93	(10 - 196)
Decachlorobiphenyl	90	(10 - 199)

NOTE(S):

Results and reporting limits have been adjusted for dry weight.

Conestoga-Rovers & Associates, Inc.

Client Sample ID: S-017324-111908-NH-016

TOTAL Metals

Lot-Sample #...: A8K200300-016 **Matrix.....:** SO
Date Sampled...: 11/19/08 15:05 **Date Received..:** 11/20/08
% Moisture.....: 19

PARAMETER	RESULT	REPORTING LIMIT	UNITS	METHOD	PREPARATION-ANALYSIS DATE	WORK ORDER #
Prep Batch #...: 8326023						
Aluminum	**12400**	**24.6**	**mg/kg**	**SW846 6010B**	**11/21-11/24/08**	**K3DQK1AD**
		Dilution Factor: 1				
Arsenic	**7.8**	**1.2**	**mg/kg**	**SW846 6010B**	**11/21-11/24/08**	**K3DQK1AU**
		Dilution Factor: 1				
Lead	**13.6**	**0.37**	**mg/kg**	**SW846 6010B**	**11/21-11/24/08**	**K3DQK1AV**
		Dilution Factor: 1				
Antimony	ND	7.4	mg/kg	SW846 6010B	11/21-11/24/08	K3DQK1AE
		Dilution Factor: 1				
Selenium	ND	0.62	mg/kg	SW846 6010B	11/21-11/24/08	K3DQK1AW
		Dilution Factor: 1				
Thallium	ND	1.2	mg/kg	SW846 6010B	11/21-11/24/08	K3DQK1AX
		Dilution Factor: 1				
Cadmium	ND	0.62	mg/kg	SW846 6010B	11/21-11/24/08	K3DQK1AF
		Dilution Factor: 1				
Chromium	**14.7**	**1.2**	**mg/kg**	**SW846 6010B**	**11/21-11/24/08**	**K3DQK1AG**
		Dilution Factor: 1				
Cobalt	**9.9**	**6.2**	**mg/kg**	**SW846 6010B**	**11/21-11/24/08**	**K3DQK1AH**
		Dilution Factor: 1				
Copper	**11.8**	**3.1**	**mg/kg**	**SW846 6010B**	**11/21-11/24/08**	**K3DQK1AJ**
		Dilution Factor: 1				
Iron	**18200**	**12.3**	**mg/kg**	**SW846 6010B**	**11/21-11/24/08**	**K3DQK1AK**
		Dilution Factor: 1				
Manganese	**606**	**1.8**	**mg/kg**	**SW846 6010B**	**11/21-11/24/08**	**K3DQK1AL**
		Dilution Factor: 1				
Nickel	**12.5**	**4.9**	**mg/kg**	**SW846 6010B**	**11/21-11/24/08**	**K3DQK1AM**
		Dilution Factor: 1				
Potassium	**916**	**615**	**mg/kg**	**SW846 6010B**	**11/21-11/24/08**	**K3DQK1AN**
		Dilution Factor: 1				

(Continued on next page)

Conestoga-Rovers & Associates, Inc.

Client Sample ID: S-017324-111908-NH-016

TOTAL Metals

Lot-Sample #...: A8K200300-016 **Matrix.....:** SO

PARAMETER	RESULT	REPORTING LIMIT	UNITS	METHOD	PREPARATION-ANALYSIS DATE	WORK ORDER #
Silver	ND	1.2	mg/kg	SW846 6010B	11/21-11/24/08	K3DQK1AP
		Dilution Factor: 1				
Sodium	ND	615	mg/kg	SW846 6010B	11/21-11/24/08	K3DQK1AQ
		Dilution Factor: 1				
Vanadium	**28.9**	**6.2**	**mg/kg**	**SW846 6010B**	**11/21-11/24/08**	**K3DQK1AR**
		Dilution Factor: 1				
Zinc	**46.2**	**2.5**	**mg/kg**	**SW846 6010B**	**11/21-11/24/08**	**K3DQK1AT**
		Dilution Factor: 1				
Mercury	ND	0.12	mg/kg	SW846 7471A	11/21/08	K3DQK1A0
		Dilution Factor: 1				

NOTE(S):

Results and reporting limits have been adjusted for dry weight.

Conestoga-Rovers & Associates, Inc.

Client Sample ID: S-017324-111908-NH-016

General Chemistry

Lot-Sample #...: A8K200300-016 **Work Order #...:** K3DQK **Matrix.....:** SO
Date Sampled...: 11/19/08 15:05 **Date Received..:** 11/20/08
% Moisture.....: 19

PARAMETER	RESULT	RL	UNITS	METHOD	PREPARATION-ANALYSIS DATE	PREP BATCH #
Percent Solids	**81.3**	**10.0**	**%**	**MCAWW 160.3 MOD**	**11/25-11/26/08**	**8330500**

Dilution Factor: 1

Conestoga-Rovers & Associates, Inc.

Client Sample ID: S-017324-111908-NH-017

GC/MS Volatiles

Lot-Sample #...: A8K200300-017 **Work Order #...:** K3DQQ1AA **Matrix.....:** SO
Date Sampled...: 11/19/08 15:30 **Date Received..:** 11/20/08
Prep Date.....: 12/01/08 **Analysis Date..:** 12/01/08
Prep Batch #...: 8337312
Dilution Factor: 0.9
% Moisture.....: 20 **Method.....:** SW846 8260B

PARAMETER	RESULT	REPORTING LIMIT	UNITS
Acetone	ND	22	ug/kg
Benzene	ND	5.6	ug/kg
Bromodichloromethane	ND	5.6	ug/kg
Bromoform	ND	5.6	ug/kg
Bromomethane	ND	5.6	ug/kg
2-Butanone	ND	22	ug/kg
Carbon disulfide	ND	5.6	ug/kg
Carbon tetrachloride	ND	5.6	ug/kg
Chlorobenzene	ND	5.6	ug/kg
Dibromochloromethane	ND	5.6	ug/kg
1,2-Dibromo-3-chloro-propane	ND	11	ug/kg
Chloroethane	ND	5.6	ug/kg
Chloroform	ND	5.6	ug/kg
Chloromethane	ND	5.6	ug/kg
Cyclohexane	ND	11	ug/kg
1,2-Dibromoethane	ND	5.6	ug/kg
1,2-Dichlorobenzene	ND	5.6	ug/kg
1,3-Dichlorobenzene	ND	5.6	ug/kg
1,4-Dichlorobenzene	ND	5.6	ug/kg
Dichlorodifluoromethane	ND	5.6	ug/kg
1,1-Dichloroethane	ND	5.6	ug/kg
1,2-Dichloroethane	ND	5.6	ug/kg
1,1-Dichloroethene	ND	5.6	ug/kg
cis-1,2-Dichloroethene	ND	5.6	ug/kg
trans-1,2-Dichloroethene	ND	5.6	ug/kg
1,2-Dichloropropane	ND	5.6	ug/kg
cis-1,3-Dichloropropene	ND	5.6	ug/kg
trans-1,3-Dichloropropene	ND	5.6	ug/kg
Ethylbenzene	ND	5.6	ug/kg
Trichlorofluoromethane	ND	5.6	ug/kg
2-Hexanone	ND	22	ug/kg
Isopropylbenzene	ND	5.6	ug/kg
Methyl acetate	ND	11	ug/kg
Methylcyclohexane	ND	11	ug/kg
Methylene chloride	**13**	**5.6**	**ug/kg**
4-Methyl-2-pentanone	ND	22	ug/kg
Styrene	ND	5.6	ug/kg

(Continued on next page)

Conestoga-Rovers & Associates, Inc.

Client Sample ID: S-017324-111908-NH-017

GC/MS Volatiles

Lot-Sample #...: A8K200300-017 **Work Order #...:** K3DQQ1AA **Matrix.....:** SO

PARAMETER	RESULT	REPORTING LIMIT	UNITS
1,1,2,2-Tetrachloroethane	ND	5.6	ug/kg
Tetrachloroethene	ND	5.6	ug/kg
Toluene	ND	5.6	ug/kg
1,2,4-Trichloro-benzene	ND	5.6	ug/kg
1,1,1-Trichloroethane	ND	5.6	ug/kg
1,1,2-Trichloroethane	ND	5.6	ug/kg
Trichloroethene	ND	5.6	ug/kg
1,1,2-Trichloro-1,2,2-trifluoroethane	ND	5.6	ug/kg
Vinyl chloride	ND	5.6	ug/kg
Xylenes (total)	ND	11	ug/kg
Methyl tert-butyl ether	ND	22	ug/kg

SURROGATE	PERCENT RECOVERY	RECOVERY LIMITS
Dibromofluoromethane	101	(59 - 138)
1,2-Dichloroethane-d4	93	(61 - 130)
Toluene-d8	100	(60 - 143)
4-Bromofluorobenzene	83	(47 - 158)

NOTE(S):

Results and reporting limits have been adjusted for dry weight.

Conestoga-Rovers & Associates, Inc.

Client Sample ID: S-017324-111908-NH-017

General Chemistry

Lot-Sample #...: A8K200300-017 **Work Order #...:** K3DQQ **Matrix.....:** SO
Date Sampled...: 11/19/08 15:30 **Date Received..:** 11/20/08
% Moisture.....: 20

PARAMETER	RESULT	RL	UNITS	METHOD	PREPARATION-ANALYSIS DATE	PREP BATCH #
Percent Solids	**80.1**	**10.0**	**%**	**MCAWW 160.3 MOD**	**11/25-11/26/08**	**8330500**

Dilution Factor: 1

Conestoga-Rovers & Associates, Inc.

Client Sample ID: S-017324-111908-NH-018

GC/MS Semivolatiles

Lot-Sample #...: A8K200300-018 **Work Order #...:** K3DQ11AA **Matrix.....:** SO
Date Sampled...: 11/19/08 15:45 **Date Received..:** 11/20/08
Prep Date.....: 11/24/08 **Analysis Date..:** 12/02/08
Prep Batch #...: 8329410
Dilution Factor: 1
% Moisture.....: 19 **Method.....:** SW846 8270C

PARAMETER	RESULT	REPORTING LIMIT	UNITS
Acenaphthene	ND	410	ug/kg
Acenaphthylene	ND	410	ug/kg
Acetophenone	ND	82	ug/kg
Anthracene	ND	410	ug/kg
Atrazine	ND	410	ug/kg
Benzo(a)anthracene	ND	410	ug/kg
Benzo(a)pyrene	ND	410	ug/kg
Benzo(b)fluoranthene	ND	410	ug/kg
Benzo(ghi)perylene	ND	410	ug/kg
Benzo(k)fluoranthene	ND	410	ug/kg
Benzaldehyde	ND	410	ug/kg
1,1'-Biphenyl	ND	410	ug/kg
bis(2-Chloroethoxy) methane	ND	410	ug/kg
bis(2-Chloroethyl)-ether	ND	410	ug/kg
bis(2-Ethylhexyl) phthalate	ND	410	ug/kg
4-Bromophenyl phenyl ether	ND	410	ug/kg
Butyl benzyl phthalate	ND	410	ug/kg
Caprolactam	ND	410	ug/kg
Carbazole	ND	410	ug/kg
4-Chloroaniline	ND	410	ug/kg
4-Chloro-3-methylphenol	ND	410	ug/kg
2-Chloronaphthalene	ND	410	ug/kg
2-Chlorophenol	ND	410	ug/kg
4-Chlorophenyl phenyl ether	ND	410	ug/kg
Chrysene	ND	410	ug/kg
Dibenz(a,h)anthracene	ND	410	ug/kg
Dibenzofuran	ND	410	ug/kg
3,3'-Dichlorobenzidine	ND	2000	ug/kg
2,4-Dichlorophenol	ND	410	ug/kg
Diethyl phthalate	ND	410	ug/kg
2,4-Dimethylphenol	ND	410	ug/kg
Dimethyl phthalate	ND	410	ug/kg
Di-n-butyl phthalate	ND	410	ug/kg

(Continued on next page)

Conestoga-Rovers & Associates, Inc.

Client Sample ID: S-017324-111908-NH-018

GC/MS Semivolatiles

Lot-Sample #...: A8K200300-018 **Work Order #...:** K3DQ11AA **Matrix.....:** SO

PARAMETER	RESULT	REPORTING LIMIT	UNITS
4,6-Dinitro-2-methylphenol	ND	2000	ug/kg
2,4-Dinitrophenol	ND	2000	ug/kg
2,4-Dinitrotoluene	ND	410	ug/kg
2,6-Dinitrotoluene	ND	410	ug/kg
Di-n-octyl phthalate	ND	410	ug/kg
Fluoranthene	ND	410	ug/kg
Fluorene	ND	410	ug/kg
Hexachlorobenzene	ND	410	ug/kg
Hexachlorobutadiene	ND	410	ug/kg
Hexachlorocyclopenta-diene	ND	2000	ug/kg
Hexachloroethane	ND	410	ug/kg
Indeno(1,2,3-cd)pyrene	ND	410	ug/kg
Isophorone	ND	410	ug/kg
2-Methylnaphthalene	ND	410	ug/kg
2-Methylphenol	ND	410	ug/kg
4-Methylphenol	ND	410	ug/kg
Naphthalene	ND	410	ug/kg
2-Nitroaniline	ND	2000	ug/kg
3-Nitroaniline	ND	2000	ug/kg
4-Nitroaniline	ND	2000	ug/kg
Nitrobenzene	ND	410	ug/kg
2-Nitrophenol	ND	410	ug/kg
4-Nitrophenol	ND	2000	ug/kg
N-Nitrosodi-n-propyl-amine	ND	410	ug/kg
N-Nitrosodiphenylamine	ND	410	ug/kg
2,2'-oxybis (1-Chloropropane)	ND	410	ug/kg
Pentachlorophenol	ND	410	ug/kg
Phenanthrene	ND	410	ug/kg
Phenol	ND	410	ug/kg
Pyrene	ND	410	ug/kg
2,4,5-Trichloro-phenol	ND	410	ug/kg
2,4,6-Trichloro-phenol	ND	410	ug/kg

(Continued on next page)

Conestoga-Rovers & Associates, Inc.

Client Sample ID: S-017324-111908-NH-018

GC/MS Semivolatiles

Lot-Sample #...: A8K200300-018 **Work Order #...:** K3DQ11AA **Matrix.....:** SO

SURROGATE	PERCENT RECOVERY	RECOVERY LIMITS
Nitrobenzene-d5	53	(24 - 112)
2-Fluorobiphenyl	50	(34 - 110)
Terphenyl-d14	75	(41 - 119)
Phenol-d5	57	(28 - 110)
2-Fluorophenol	57	(26 - 110)
2,4,6-Tribromophenol	54	(10 - 118)

NOTE(S):

Results and reporting limits have been adjusted for dry weight.

Conestoga-Rovers & Associates, Inc.

Client Sample ID: S-017324-111908-NH-018

GC Semivolatiles

Lot-Sample #...: A8K200300-018 **Work Order #...:** K3DQ11AC **Matrix.....:** SO
Date Sampled...: 11/19/08 15:45 **Date Received..:** 11/20/08
Prep Date.....: 11/22/08 **Analysis Date..:** 12/01/08
Prep Batch #...: 8326344
Dilution Factor: 1
% Moisture.....: 19 **Method.....:** SW846 8082

PARAMETER	RESULT	REPORTING LIMIT	UNITS
Aroclor 1016	ND	41	ug/kg
Aroclor 1221	ND	41	ug/kg
Aroclor 1232	ND	41	ug/kg
Aroclor 1242	ND	41	ug/kg
Aroclor 1248	ND	41	ug/kg
Aroclor 1254	ND	41	ug/kg
Aroclor 1260	ND	41	ug/kg

SURROGATE	PERCENT RECOVERY	RECOVERY LIMITS
Tetrachloro-m-xylene	89	(10 - 196)
Decachlorobiphenyl	93	(10 - 199)

NOTE(S):

Results and reporting limits have been adjusted for dry weight.

Conestoga-Rovers & Associates, Inc.

Client Sample ID: S-017324-111908-NH-018

TOTAL Metals

Lot-Sample #...: A8K200300-018 **Matrix.....:** SO
Date Sampled...: 11/19/08 15:45 **Date Received..:** 11/20/08
% Moisture.....: 19

PARAMETER	RESULT	REPORTING LIMIT	UNITS	METHOD	PREPARATION-ANALYSIS DATE	WORK ORDER #
Prep Batch #...: 8326023						
Aluminum	**12800**	**24.8**	**mg/kg**	**SW846 6010B**	**11/21-11/24/08**	**K3DQ11AD**
		Dilution Factor: 1				
Arsenic	**10.1**	**1.2**	**mg/kg**	**SW846 6010B**	**11/21-11/24/08**	**K3DQ11AU**
		Dilution Factor: 1				
Lead	**12.9**	**0.37**	**mg/kg**	**SW846 6010B**	**11/21-11/24/08**	**K3DQ11AV**
		Dilution Factor: 1				
Antimony	ND	7.4	mg/kg	SW846 6010B	11/21-11/24/08	K3DQ11AE
		Dilution Factor: 1				
Selenium	ND	0.62	mg/kg	SW846 6010B	11/21-11/24/08	K3DQ11AW
		Dilution Factor: 1				
Thallium	ND	1.2	mg/kg	SW846 6010B	11/21-11/24/08	K3DQ11AX
		Dilution Factor: 1				
Cadmium	ND	0.62	mg/kg	SW846 6010B	11/21-11/24/08	K3DQ11AF
		Dilution Factor: 1				
Chromium	**18.5**	**1.2**	**mg/kg**	**SW846 6010B**	**11/21-11/24/08**	**K3DQ11AG**
		Dilution Factor: 1				
Cobalt	**8.5**	**6.2**	**mg/kg**	**SW846 6010B**	**11/21-11/24/08**	**K3DQ11AH**
		Dilution Factor: 1				
Copper	**24.7**	**3.1**	**mg/kg**	**SW846 6010B**	**11/21-11/24/08**	**K3DQ11AJ**
		Dilution Factor: 1				
Iron	**23000**	**12.4**	**mg/kg**	**SW846 6010B**	**11/21-11/24/08**	**K3DQ11AK**
		Dilution Factor: 1				
Manganese	**282**	**1.9**	**mg/kg**	**SW846 6010B**	**11/21-11/24/08**	**K3DQ11AL**
		Dilution Factor: 1				
Nickel	**27.4**	**5.0**	**mg/kg**	**SW846 6010B**	**11/21-11/24/08**	**K3DQ11AM**
		Dilution Factor: 1				
Potassium	**1240**	**619**	**mg/kg**	**SW846 6010B**	**11/21-11/24/08**	**K3DQ11AN**
		Dilution Factor: 1				

(Continued on next page)

Conestoga-Rovers & Associates, Inc.

Client Sample ID: S-017324-111908-NH-018

TOTAL Metals

Lot-Sample #...: A8K200300-018 **Matrix.....:** SO

PARAMETER	RESULT	REPORTING LIMIT	UNITS	METHOD	PREPARATION-ANALYSIS DATE	WORK ORDER #
Silver	ND	1.2	mg/kg	SW846 6010B	11/21-11/24/08	K3DQ11AP
		Dilution Factor: 1				
Sodium	ND	619	mg/kg	SW846 6010B	11/21-11/24/08	K3DQ11AQ
		Dilution Factor: 1				
Vanadium	**31.9**	**6.2**	**mg/kg**	**SW846 6010B**	**11/21-11/24/08**	**K3DQ11AR**
		Dilution Factor: 1				
Zinc	**76.8**	**2.5**	**mg/kg**	**SW846 6010B**	**11/21-11/24/08**	**K3DQ11AT**
		Dilution Factor: 1				
Mercury	ND	0.12	mg/kg	SW846 7471A	11/21/08	K3DQ11A0
		Dilution Factor: 1				

NOTE(S):

Results and reporting limits have been adjusted for dry weight.

Conestoga-Rovers & Associates, Inc.

Client Sample ID: S-017324-111908-NH-018

General Chemistry

Lot-Sample #...: A8K200300-018 **Work Order #...:** K3DQ1 **Matrix.....:** SO
Date Sampled...: 11/19/08 15:45 **Date Received..:** 11/20/08
% Moisture.....: 19

PARAMETER	RESULT	RL	UNITS	METHOD	PREPARATION-ANALYSIS DATE	PREP BATCH #
Percent Solids	**80.8**	**10.0**	**%**	**MCAWW 160.3 MOD**	**11/25-11/26/08**	**8330500**

Dilution Factor: 1

Conestoga-Rovers & Associates, Inc.

Client Sample ID: S-017324-111908-NH-019

GC/MS Volatiles

Lot-Sample #...: A8K200300-019 **Work Order #...:** K3DQ41AA **Matrix.....:** SO
Date Sampled...: 11/19/08 16:10 **Date Received..:** 11/20/08
Prep Date.....: 12/01/08 **Analysis Date..:** 12/01/08
Prep Batch #...: 8337312
Dilution Factor: 0.9
% Moisture.....: 19 **Method.....:** SW846 8260B

PARAMETER	RESULT	REPORTING LIMIT	UNITS
Acetone	ND	22	ug/kg
Benzene	ND	5.6	ug/kg
Bromodichloromethane	ND	5.6	ug/kg
Bromoform	ND	5.6	ug/kg
Bromomethane	ND	5.6	ug/kg
2-Butanone	ND	22	ug/kg
Carbon disulfide	ND	5.6	ug/kg
Carbon tetrachloride	ND	5.6	ug/kg
Chlorobenzene	ND	5.6	ug/kg
Dibromochloromethane	ND	5.6	ug/kg
1,2-Dibromo-3-chloro-propane	ND	11	ug/kg
Chloroethane	ND	5.6	ug/kg
Chloroform	ND	5.6	ug/kg
Chloromethane	ND	5.6	ug/kg
Cyclohexane	ND	11	ug/kg
1,2-Dibromoethane	ND	5.6	ug/kg
1,2-Dichlorobenzene	ND	5.6	ug/kg
1,3-Dichlorobenzene	ND	5.6	ug/kg
1,4-Dichlorobenzene	ND	5.6	ug/kg
Dichlorodifluoromethane	ND	5.6	ug/kg
1,1-Dichloroethane	ND	5.6	ug/kg
1,2-Dichloroethane	ND	5.6	ug/kg
1,1-Dichloroethene	ND	5.6	ug/kg
cis-1,2-Dichloroethene	ND	5.6	ug/kg
trans-1,2-Dichloroethene	ND	5.6	ug/kg
1,2-Dichloropropane	ND	5.6	ug/kg
cis-1,3-Dichloropropene	ND	5.6	ug/kg
trans-1,3-Dichloropropene	ND	5.6	ug/kg
Ethylbenzene	ND	5.6	ug/kg
Trichlorofluoromethane	ND	5.6	ug/kg
2-Hexanone	ND	22	ug/kg
Isopropylbenzene	ND	5.6	ug/kg
Methyl acetate	ND	11	ug/kg
Methylcyclohexane	ND	11	ug/kg
Methylene chloride	**13**	**5.6**	**ug/kg**
4-Methyl-2-pentanone	ND	22	ug/kg
Styrene	ND	5.6	ug/kg

(Continued on next page)

Conestoga-Rovers & Associates, Inc.

Client Sample ID: S-017324-111908-NH-019

GC/MS Volatiles

Lot-Sample #...: A8K200300-019 **Work Order #...:** K3DQ41AA **Matrix.....:** SO

PARAMETER	RESULT	REPORTING LIMIT	UNITS
1,1,2,2-Tetrachloroethane	ND	5.6	ug/kg
Tetrachloroethene	ND	5.6	ug/kg
Toluene	ND	5.6	ug/kg
1,2,4-Trichloro-benzene	ND	5.6	ug/kg
1,1,1-Trichloroethane	ND	5.6	ug/kg
1,1,2-Trichloroethane	ND	5.6	ug/kg
Trichloroethene	ND	5.6	ug/kg
1,1,2-Trichloro-1,2,2-trifluoroethane	ND	5.6	ug/kg
Vinyl chloride	ND	5.6	ug/kg
Xylenes (total)	ND	11	ug/kg
Methyl tert-butyl ether	ND	22	ug/kg

SURROGATE	PERCENT RECOVERY	RECOVERY LIMITS
Dibromofluoromethane	102	(59 - 138)
1,2-Dichloroethane-d4	97	(61 - 130)
Toluene-d8	102	(60 - 143)
4-Bromofluorobenzene	89	(47 - 158)

NOTE(S):

Results and reporting limits have been adjusted for dry weight.

Conestoga-Rovers & Associates, Inc.

Client Sample ID: S-017324-111908-NH-019

General Chemistry

Lot-Sample #...: A8K200300-019 **Work Order #...:** K3DQ4 **Matrix.....:** SO
Date Sampled...: 11/19/08 16:10 **Date Received..:** 11/20/08
% Moisture.....: 19

PARAMETER	RESULT	RL	UNITS	METHOD	PREPARATION-ANALYSIS DATE	PREP BATCH #
Percent Solids	**80.8**	**10.0**	**%**	**MCAWW 160.3 MOD**	**11/25-11/26/08**	**8330501**

Dilution Factor: 1

Conestoga-Rovers & Associates, Inc.

Client Sample ID: S-017324-111908-NH-020

GC/MS Semivolatiles

Lot-Sample #...: A8K200300-020 **Work Order #...:** K3DQ61AA **Matrix.....:** SO
Date Sampled...: 11/19/08 16:15 **Date Received..:** 11/20/08
Prep Date.....: 11/24/08 **Analysis Date..:** 12/02/08
Prep Batch #...: 8329410
Dilution Factor: 1
% Moisture.....: 20 **Method.....:** SW846 8270C

PARAMETER	RESULT	REPORTING LIMIT	UNITS
Acenaphthene	ND	410	ug/kg
Acenaphthylene	ND	410	ug/kg
Acetophenone	ND	83	ug/kg
Anthracene	ND	410	ug/kg
Atrazine	ND	410	ug/kg
Benzo(a)anthracene	ND	410	ug/kg
Benzo(a)pyrene	ND	410	ug/kg
Benzo(b)fluoranthene	ND	410	ug/kg
Benzo(ghi)perylene	ND	410	ug/kg
Benzo(k)fluoranthene	ND	410	ug/kg
Benzaldehyde	ND	410	ug/kg
1,1'-Biphenyl	ND	410	ug/kg
bis(2-Chloroethoxy) methane	ND	410	ug/kg
bis(2-Chloroethyl)-ether	ND	410	ug/kg
bis(2-Ethylhexyl) phthalate	ND	410	ug/kg
4-Bromophenyl phenyl ether	ND	410	ug/kg
Butyl benzyl phthalate	ND	410	ug/kg
Caprolactam	ND	410	ug/kg
Carbazole	ND	410	ug/kg
4-Chloroaniline	ND	410	ug/kg
4-Chloro-3-methylphenol	ND	410	ug/kg
2-Chloronaphthalene	ND	410	ug/kg
2-Chlorophenol	ND	410	ug/kg
4-Chlorophenyl phenyl ether	ND	410	ug/kg
Chrysene	ND	410	ug/kg
Dibenz(a,h)anthracene	ND	410	ug/kg
Dibenzofuran	ND	410	ug/kg
3,3'-Dichlorobenzidine	ND	2000	ug/kg
2,4-Dichlorophenol	ND	410	ug/kg
Diethyl phthalate	ND	410	ug/kg
2,4-Dimethylphenol	ND	410	ug/kg
Dimethyl phthalate	ND	410	ug/kg
Di-n-butyl phthalate	ND	410	ug/kg

(Continued on next page)

Conestoga-Rovers & Associates, Inc.

Client Sample ID: S-017324-111908-NH-020

GC/MS Semivolatiles

Lot-Sample #...: A8K200300-020 **Work Order #...:** K3DQ61AA **Matrix.....:** SO

PARAMETER	RESULT	REPORTING LIMIT	UNITS
4,6-Dinitro-2-methylphenol	ND	2000	ug/kg
2,4-Dinitrophenol	ND	2000	ug/kg
2,4-Dinitrotoluene	ND	410	ug/kg
2,6-Dinitrotoluene	ND	410	ug/kg
Di-n-octyl phthalate	ND	410	ug/kg
Fluoranthene	ND	410	ug/kg
Fluorene	ND	410	ug/kg
Hexachlorobenzene	ND	410	ug/kg
Hexachlorobutadiene	ND	410	ug/kg
Hexachlorocyclopenta-diene	ND	2000	ug/kg
Hexachloroethane	ND	410	ug/kg
Indeno(1,2,3-cd)pyrene	ND	410	ug/kg
Isophorone	ND	410	ug/kg
2-Methylnaphthalene	ND	410	ug/kg
2-Methylphenol	ND	410	ug/kg
4-Methylphenol	ND	410	ug/kg
Naphthalene	ND	410	ug/kg
2-Nitroaniline	ND	2000	ug/kg
3-Nitroaniline	ND	2000	ug/kg
4-Nitroaniline	ND	2000	ug/kg
Nitrobenzene	ND	410	ug/kg
2-Nitrophenol	ND	410	ug/kg
4-Nitrophenol	ND	2000	ug/kg
N-Nitrosodi-n-propyl-amine	ND	410	ug/kg
N-Nitrosodiphenylamine	ND	410	ug/kg
2,2'-oxybis (1-Chloropropane)	ND	410	ug/kg
Pentachlorophenol	ND	410	ug/kg
Phenanthrene	ND	410	ug/kg
Phenol	ND	410	ug/kg
Pyrene	ND	410	ug/kg
2,4,5-Trichloro-phenol	ND	410	ug/kg
2,4,6-Trichloro-phenol	ND	410	ug/kg

(Continued on next page)

Conestoga-Rovers & Associates, Inc.

Client Sample ID: S-017324-111908-NH-020

GC/MS Semivolatiles

Lot-Sample #...: A8K200300-020 **Work Order #...:** K3DQ61AA **Matrix.....:** SO

SURROGATE	PERCENT RECOVERY	RECOVERY LIMITS
Nitrobenzene-d5	54	(24 - 112)
2-Fluorobiphenyl	53	(34 - 110)
Terphenyl-d14	94	(41 - 119)
Phenol-d5	60	(28 - 110)
2-Fluorophenol	59	(26 - 110)
2,4,6-Tribromophenol	67	(10 - 118)

NOTE(S):

Results and reporting limits have been adjusted for dry weight.

Conestoga-Rovers & Associates, Inc.

Client Sample ID: S-017324-111908-NH-020

GC Semivolatiles

Lot-Sample #...: A8K200300-020 **Work Order #...:** K3DQ61AC **Matrix.....:** SO
Date Sampled...: 11/19/08 16:15 **Date Received..:** 11/20/08
Prep Date.....: 11/22/08 **Analysis Date..:** 12/01/08
Prep Batch #...: 8326344
Dilution Factor: 1
% Moisture.....: 20 **Method.....:** SW846 8082

PARAMETER	RESULT	REPORTING LIMIT	UNITS
Aroclor 1016	ND	41	ug/kg
Aroclor 1221	ND	41	ug/kg
Aroclor 1232	ND	41	ug/kg
Aroclor 1242	ND	41	ug/kg
Aroclor 1248	ND	41	ug/kg
Aroclor 1254	ND	41	ug/kg
Aroclor 1260	ND	41	ug/kg

SURROGATE	PERCENT RECOVERY	RECOVERY LIMITS
Tetrachloro-m-xylene	67	(10 - 196)
Decachlorobiphenyl	78	(10 - 199)

NOTE(S):

Results and reporting limits have been adjusted for dry weight.

Conestoga-Rovers & Associates, Inc.

Client Sample ID: S-017324-111908-NH-020

TOTAL Metals

Lot-Sample #...: A8K200300-020 **Matrix.....:** SO
Date Sampled...: 11/19/08 16:15 **Date Received..:** 11/20/08
% Moisture.....: 20

PARAMETER	RESULT	REPORTING LIMIT	UNITS	METHOD	PREPARATION-ANALYSIS DATE	WORK ORDER #
Prep Batch #...: 8326023						
Aluminum	**13400**	**25.0**	**mg/kg**	**SW846 6010B**	**11/21-11/24/08**	**K3DQ61AD**
		Dilution Factor: 1				
Arsenic	**10.4**	**1.2**	**mg/kg**	**SW846 6010B**	**11/21-11/24/08**	**K3DQ61AU**
		Dilution Factor: 1				
Lead	**15.1**	**0.37**	**mg/kg**	**SW846 6010B**	**11/21-11/24/08**	**K3DQ61AV**
		Dilution Factor: 1				
Antimony	ND	7.5	mg/kg	SW846 6010B	11/21-11/24/08	K3DQ61AE
		Dilution Factor: 1				
Selenium	ND	0.62	mg/kg	SW846 6010B	11/21-11/24/08	K3DQ61AW
		Dilution Factor: 1				
Thallium	ND	1.2	mg/kg	SW846 6010B	11/21-11/24/08	K3DQ61AX
		Dilution Factor: 1				
Cadmium	ND	0.62	mg/kg	SW846 6010B	11/21-11/24/08	K3DQ61AF
		Dilution Factor: 1				
Chromium	**17.2**	**1.2**	**mg/kg**	**SW846 6010B**	**11/21-11/24/08**	**K3DQ61AG**
		Dilution Factor: 1				
Cobalt	**8.0**	**6.2**	**mg/kg**	**SW846 6010B**	**11/21-11/24/08**	**K3DQ61AH**
		Dilution Factor: 1				
Copper	**16.5**	**3.1**	**mg/kg**	**SW846 6010B**	**11/21-11/24/08**	**K3DQ61AJ**
		Dilution Factor: 1				
Iron	**22900**	**12.5**	**mg/kg**	**SW846 6010B**	**11/21-11/24/08**	**K3DQ61AK**
		Dilution Factor: 1				
Manganese	**475**	**1.9**	**mg/kg**	**SW846 6010B**	**11/21-11/24/08**	**K3DQ61AL**
		Dilution Factor: 1				
Nickel	**14.5**	**5.0**	**mg/kg**	**SW846 6010B**	**11/21-11/24/08**	**K3DQ61AM**
		Dilution Factor: 1				
Potassium	**1010**	**624**	**mg/kg**	**SW846 6010B**	**11/21-11/24/08**	**K3DQ61AN**
		Dilution Factor: 1				

(Continued on next page)

Conestoga-Rovers & Associates, Inc.

Client Sample ID: S-017324-111908-NH-020

TOTAL Metals

Lot-Sample #...: A8K200300-020 **Matrix.....:** SO

PARAMETER	RESULT	REPORTING LIMIT	UNITS	METHOD	PREPARATION-ANALYSIS DATE	WORK ORDER #
Silver	ND	1.2	mg/kg	SW846 6010B	11/21-11/24/08	K3DQ61AP
		Dilution Factor: 1				
Sodium	ND	624	mg/kg	SW846 6010B	11/21-11/24/08	K3DQ61AQ
		Dilution Factor: 1				
Vanadium	**30.8**	**6.2**	**mg/kg**	**SW846 6010B**	**11/21-11/24/08**	**K3DQ61AR**
		Dilution Factor: 1				
Zinc	**51.4**	**2.5**	**mg/kg**	**SW846 6010B**	**11/21-11/24/08**	**K3DQ61AT**
		Dilution Factor: 1				
Mercury	ND	0.12	mg/kg	SW846 7471A	11/21/08	K3DQ61A0
		Dilution Factor: 1				

NOTE(S):

Results and reporting limits have been adjusted for dry weight.

Conestoga-Rovers & Associates, Inc.

Client Sample ID: S-017324-111908-NH-020

General Chemistry

Lot-Sample #...: A8K200300-020 **Work Order #...:** K3DQ6 **Matrix.....:** SO
Date Sampled...: 11/19/08 16:15 **Date Received..:** 11/20/08
% Moisture.....: 20

PARAMETER	RESULT	RL	UNITS	METHOD	PREPARATION-ANALYSIS DATE	PREP BATCH #
Percent Solids	**80.1**	**10.0**	**%**	**MCAWW 160.3 MOD**	**11/25-11/26/08**	**8330501**

Dilution Factor: 1

Conestoga-Rovers & Associates, Inc.

Client Sample ID: S-017324-112008-JP-051

GC/MS Volatiles

Lot-Sample #...: A8K240176-001 **Work Order #...:** K3KTF1AA **Matrix.....:** SO
Date Sampled...: 11/20/08 08:55 **Date Received..:** 11/21/08
Prep Date.....: 12/01/08 **Analysis Date..:** 12/01/08
Prep Batch #...: 8337379
Dilution Factor: 0.8
% Moisture.....: 17 **Method.....:** SW846 8260B

PARAMETER	RESULT	REPORTING LIMIT	UNITS
Acetone	ND	19	ug/kg
Benzene	ND	4.8	ug/kg
Bromodichloromethane	ND	4.8	ug/kg
Bromoform	ND	4.8	ug/kg
Bromomethane	ND	4.8	ug/kg
2-Butanone	ND	19	ug/kg
Carbon disulfide	ND	4.8	ug/kg
Carbon tetrachloride	ND	4.8	ug/kg
Chlorobenzene	ND	4.8	ug/kg
Dibromochloromethane	ND	4.8	ug/kg
1,2-Dibromo-3-chloro-propane	ND	9.7	ug/kg
Chloroethane	ND	4.8	ug/kg
Chloroform	ND	4.8	ug/kg
Chloromethane	ND	4.8	ug/kg
Cyclohexane	ND	9.7	ug/kg
1,2-Dibromoethane	ND	4.8	ug/kg
1,2-Dichlorobenzene	ND	4.8	ug/kg
1,3-Dichlorobenzene	ND	4.8	ug/kg
1,4-Dichlorobenzene	ND	4.8	ug/kg
Dichlorodifluoromethane	ND	4.8	ug/kg
1,1-Dichloroethane	ND	4.8	ug/kg
1,2-Dichloroethane	ND	4.8	ug/kg
1,1-Dichloroethene	ND	4.8	ug/kg
cis-1,2-Dichloroethene	ND	4.8	ug/kg
trans-1,2-Dichloroethene	ND	4.8	ug/kg
1,2-Dichloropropane	ND	4.8	ug/kg
cis-1,3-Dichloropropene	ND	4.8	ug/kg
trans-1,3-Dichloropropene	ND	4.8	ug/kg
Ethylbenzene	ND	4.8	ug/kg
Trichlorofluoromethane	ND	4.8	ug/kg
2-Hexanone	ND	19	ug/kg
Isopropylbenzene	ND	4.8	ug/kg
Methyl acetate	ND	9.7	ug/kg
Methylcyclohexane	ND	9.7	ug/kg
Methylene chloride	**7.6**	**4.8**	**ug/kg**
4-Methyl-2-pentanone	ND	19	ug/kg
Styrene	ND	4.8	ug/kg

(Continued on next page)

Conestoga-Rovers & Associates, Inc.

Client Sample ID: S-017324-112008-JP-051

GC/MS Volatiles

Lot-Sample #...: A8K240176-001 **Work Order #...:** K3KTF1AA **Matrix.....:** SO

PARAMETER	RESULT	REPORTING LIMIT	UNITS
1,1,2,2-Tetrachloroethane	ND	4.8	ug/kg
Tetrachloroethene	ND	4.8	ug/kg
Toluene	ND	4.8	ug/kg
1,2,4-Trichloro-benzene	ND	4.8	ug/kg
1,1,1-Trichloroethane	ND	4.8	ug/kg
1,1,2-Trichloroethane	ND	4.8	ug/kg
Trichloroethene	ND	4.8	ug/kg
1,1,2-Trichloro-1,2,2-trifluoroethane	ND	4.8	ug/kg
Vinyl chloride	ND	4.8	ug/kg
Xylenes (total)	ND	9.7	ug/kg
Methyl tert-butyl ether	ND	19	ug/kg

SURROGATE	PERCENT RECOVERY	RECOVERY LIMITS
Dibromofluoromethane	93	(59 - 138)
1,2-Dichloroethane-d4	113	(61 - 130)
Toluene-d8	76	(60 - 143)
4-Bromofluorobenzene	86	(47 - 158)

NOTE(S):

Results and reporting limits have been adjusted for dry weight.

Conestoga-Rovers & Associates, Inc.

Client Sample ID: S-017324-112008-JP-051

General Chemistry

Lot-Sample #...: A8K240176-001 **Work Order #...:** K3KTF **Matrix.....:** SO
Date Sampled...: 11/20/08 08:55 **Date Received..:** 11/21/08
% Moisture.....: 17

PARAMETER	RESULT	RL	UNITS	METHOD	PREPARATION-ANALYSIS DATE	PREP BATCH #
Percent Solids	**82.7**	**10.0**	**%**	**MCAWW 160.3 MOD**	**12/01-12/02/08**	**8336474**

Dilution Factor: 1

Conestoga-Rovers & Associates, Inc.

Client Sample ID: S-017324-112008-JP-052

GC/MS Semivolatiles

Lot-Sample #...: A8K240176-002 **Work Order #...:** K3KTP1AA **Matrix.....:** SO
Date Sampled...: 11/20/08 08:55 **Date Received..:** 11/21/08
Prep Date.....: 11/25/08 **Analysis Date..:** 11/28/08
Prep Batch #...: 8330393
Dilution Factor: 2
% Moisture.....: 22 **Method.....:** SW846 8270C

PARAMETER	RESULT	REPORTING LIMIT	UNITS
Acenaphthene	ND	850	ug/kg
Acenaphthylene	ND	850	ug/kg
Acetophenone	ND	170	ug/kg
Anthracene	ND	850	ug/kg
Atrazine	ND	850	ug/kg
Benzo(a)anthracene	ND	850	ug/kg
Benzo(a)pyrene	ND	850	ug/kg
Benzo(b)fluoranthene	ND	850	ug/kg
Benzo(ghi)perylene	ND	850	ug/kg
Benzo(k)fluoranthene	ND	850	ug/kg
Benzaldehyde	ND	850	ug/kg
1,1'-Biphenyl	ND	850	ug/kg
bis(2-Chloroethoxy) methane	ND	850	ug/kg
bis(2-Chloroethyl)-ether	ND	850	ug/kg
bis(2-Ethylhexyl) phthalate	ND	850	ug/kg
4-Bromophenyl phenyl ether	ND	850	ug/kg
Butyl benzyl phthalate	ND	850	ug/kg
Caprolactam	ND	850	ug/kg
Carbazole	ND	850	ug/kg
4-Chloroaniline	ND	850	ug/kg
4-Chloro-3-methylphenol	ND	850	ug/kg
2-Chloronaphthalene	ND	850	ug/kg
2-Chlorophenol	ND	850	ug/kg
4-Chlorophenyl phenyl ether	ND	850	ug/kg
Chrysene	ND	850	ug/kg
Dibenz(a,h)anthracene	ND	850	ug/kg
Dibenzofuran	ND	850	ug/kg
3,3'-Dichlorobenzidine	ND	4100	ug/kg
2,4-Dichlorophenol	ND	850	ug/kg
Diethyl phthalate	ND	850	ug/kg
2,4-Dimethylphenol	ND	850	ug/kg
Dimethyl phthalate	ND	850	ug/kg
Di-n-butyl phthalate	ND	850	ug/kg

(Continued on next page)

Conestoga-Rovers & Associates, Inc.

Client Sample ID: S-017324-112008-JP-052

GC/MS Semivolatiles

Lot-Sample #...: A8K240176-002 **Work Order #...:** K3KTP1AA **Matrix.....:** SO

PARAMETER	RESULT	REPORTING LIMIT	UNITS
4,6-Dinitro-2-methylphenol	ND	4100	ug/kg
2,4-Dinitrophenol	ND	4100	ug/kg
2,4-Dinitrotoluene	ND	850	ug/kg
2,6-Dinitrotoluene	ND	850	ug/kg
Di-n-octyl phthalate	ND	850	ug/kg
Fluoranthene	**1700**	**850**	**ug/kg**
Fluorene	ND	850	ug/kg
Hexachlorobenzene	ND	850	ug/kg
Hexachlorobutadiene	ND	850	ug/kg
Hexachlorocyclopenta-diene	ND	4100	ug/kg
Hexachloroethane	ND	850	ug/kg
Indeno(1,2,3-cd)pyrene	ND	850	ug/kg
Isophorone	ND	850	ug/kg
2-Methylnaphthalene	ND	850	ug/kg
2-Methylphenol	ND	850	ug/kg
4-Methylphenol	ND	850	ug/kg
Naphthalene	ND	850	ug/kg
2-Nitroaniline	ND	4100	ug/kg
3-Nitroaniline	ND	4100	ug/kg
4-Nitroaniline	ND	4100	ug/kg
Nitrobenzene	ND	850	ug/kg
2-Nitrophenol	ND	850	ug/kg
4-Nitrophenol	ND	4100	ug/kg
N-Nitrosodi-n-propyl-amine	ND	850	ug/kg
N-Nitrosodiphenylamine	ND	850	ug/kg
2,2'-oxybis (1-Chloropropane)	ND	850	ug/kg
Pentachlorophenol	ND	850	ug/kg
Phenanthrene	**1000**	**850**	**ug/kg**
Phenol	ND	850	ug/kg
Pyrene	**1300**	**850**	**ug/kg**
2,4,5-Trichloro-phenol	ND	850	ug/kg
2,4,6-Trichloro-phenol	ND	850	ug/kg

(Continued on next page)

Conestoga-Rovers & Associates, Inc.

Client Sample ID: S-017324-112008-JP-052

GC/MS Semivolatiles

Lot-Sample #...: A8K240176-002 **Work Order #...:** K3KTP1AA **Matrix.....:** SO

SURROGATE	PERCENT RECOVERY	RECOVERY LIMITS
Nitrobenzene-d5	55 DIL	(24 - 112)
2-Fluorobiphenyl	60 DIL	(34 - 110)
Terphenyl-d14	86 DIL	(41 - 119)
Phenol-d5	60 DIL	(28 - 110)
2-Fluorophenol	66 DIL	(26 - 110)
2,4,6-Tribromophenol	69 DIL	(10 - 118)

NOTE(S):

DIL The concentration is estimated or not reported due to dilution or the presence of interfering analytes.

Results and reporting limits have been adjusted for dry weight.

Conestoga-Rovers & Associates, Inc.

Client Sample ID: S-017324-112008-JP-052

GC Semivolatiles

Lot-Sample #...: A8K240176-002 **Work Order #...:** K3KTP1AC **Matrix.....:** SO
Date Sampled...: 11/20/08 08:55 **Date Received..:** 11/21/08
Prep Date.....: 11/25/08 **Analysis Date..:** 12/01/08
Prep Batch #...: 8330028
Dilution Factor: 1
% Moisture.....: 22 **Method.....:** SW846 8082

PARAMETER	RESULT	REPORTING LIMIT	UNITS
Aroclor 1016	ND	43	ug/kg
Aroclor 1221	ND	43	ug/kg
Aroclor 1232	ND	43	ug/kg
Aroclor 1242	ND	43	ug/kg
Aroclor 1248	ND	43	ug/kg
Aroclor 1254	ND	43	ug/kg
Aroclor 1260	ND	43	ug/kg

SURROGATE	PERCENT RECOVERY	RECOVERY LIMITS
Tetrachloro-m-xylene	84	(10 - 196)
Decachlorobiphenyl	78	(10 - 199)

NOTE(S):

Results and reporting limits have been adjusted for dry weight.

Conestoga-Rovers & Associates, Inc.

Client Sample ID: S-017324-112008-JP-052

TOTAL Metals

Lot-Sample #...: A8K240176-002 **Matrix.....:** SO
Date Sampled...: 11/20/08 08:55 **Date Received..:** 11/21/08
% Moisture.....: 22

PARAMETER	RESULT	REPORTING LIMIT	UNITS	METHOD	PREPARATION-ANALYSIS DATE	WORK ORDER #
Prep Batch #...: 8330017						
Aluminum	**7620**	**25.8**	**mg/kg**	**SW846 6010B**	**11/25-11/26/08**	**K3KTP1AD**
		Dilution Factor: 1				
Arsenic	**10.0**	**1.3**	**mg/kg**	**SW846 6010B**	**11/25-11/26/08**	**K3KTP1AU**
		Dilution Factor: 1				
Lead	**82.5**	**0.39**	**mg/kg**	**SW846 6010B**	**11/25-11/26/08**	**K3KTP1AV**
		Dilution Factor: 1				
Antimony	ND	7.7	mg/kg	SW846 6010B	11/25-11/26/08	K3KTP1AE
		Dilution Factor: 1				
Selenium	**0.66**	**0.64**	**mg/kg**	**SW846 6010B**	**11/25-11/26/08**	**K3KTP1AW**
		Dilution Factor: 1				
Thallium	ND	1.3	mg/kg	SW846 6010B	11/25-11/26/08	K3KTP1AX
		Dilution Factor: 1				
Cadmium	ND	0.64	mg/kg	SW846 6010B	11/25-11/26/08	K3KTP1AF
		Dilution Factor: 1				
Chromium	**11.3**	**1.3**	**mg/kg**	**SW846 6010B**	**11/25-11/26/08**	**K3KTP1AG**
		Dilution Factor: 1				
Cobalt	**9.8**	**6.4**	**mg/kg**	**SW846 6010B**	**11/25-11/26/08**	**K3KTP1AH**
		Dilution Factor: 1				
Copper	**17.6**	**3.2**	**mg/kg**	**SW846 6010B**	**11/25-11/26/08**	**K3KTP1AJ**
		Dilution Factor: 1				
Iron	**15900**	**12.9**	**mg/kg**	**SW846 6010B**	**11/25-11/26/08**	**K3KTP1AK**
		Dilution Factor: 1				
Manganese	**974**	**1.9**	**mg/kg**	**SW846 6010B**	**11/25-11/26/08**	**K3KTP1AL**
		Dilution Factor: 1				
Nickel	**12.6**	**5.2**	**mg/kg**	**SW846 6010B**	**11/25-11/26/08**	**K3KTP1AM**
		Dilution Factor: 1				
Potassium	**670**	**644**	**mg/kg**	**SW846 6010B**	**11/25-11/26/08**	**K3KTP1AN**
		Dilution Factor: 1				

(Continued on next page)

Conestoga-Rovers & Associates, Inc.

Client Sample ID: S-017324-112008-JP-052

TOTAL Metals

Lot-Sample #...: A8K240176-002 **Matrix.....:** SO

PARAMETER	RESULT	REPORTING LIMIT	UNITS	METHOD	PREPARATION-ANALYSIS DATE	WORK ORDER #
Silver	ND	1.3	mg/kg	SW846 6010B	11/25-11/26/08	K3KTP1AP
		Dilution Factor: 1				
Sodium	ND	644	mg/kg	SW846 6010B	11/25-11/26/08	K3KTP1AQ
		Dilution Factor: 1				
Vanadium	**23.7**	**6.4**	**mg/kg**	**SW846 6010B**	**11/25-11/26/08**	**K3KTP1AR**
		Dilution Factor: 1				
Zinc	**94.5**	**2.6**	**mg/kg**	**SW846 6010B**	**11/25-11/26/08**	**K3KTP1AT**
		Dilution Factor: 1				
Mercury	ND	0.13	mg/kg	SW846 7471A	11/25/08	K3KTP1A0
		Dilution Factor: 1				

NOTE(S):

Results and reporting limits have been adjusted for dry weight.

Conestoga-Rovers & Associates, Inc.

Client Sample ID: S-017324-112008-JP-052

General Chemistry

Lot-Sample #...: A8K240176-002 **Work Order #...:** K3KTP **Matrix.....:** SO
Date Sampled...: 11/20/08 08:55 **Date Received..:** 11/21/08
% Moisture.....: 22

PARAMETER	RESULT	RL	UNITS	METHOD	PREPARATION-ANALYSIS DATE	PREP BATCH #
Percent Solids	**77.6**	**10.0**	**%**	**MCAWW 160.3 MOD**	**12/01-12/02/08**	**8336474**

Dilution Factor: 1

Conestoga-Rovers & Associates, Inc.

Client Sample ID: S-017324-112008-JP-053

GC/MS Volatiles

Lot-Sample #...: A8K240176-003 **Work Order #...:** K3KTV1AA **Matrix.....:** SO
Date Sampled...: 11/20/08 09:25 **Date Received..:** 11/21/08
Prep Date.....: 12/01/08 **Analysis Date..:** 12/01/08
Prep Batch #...: 8337379
Dilution Factor: 0.91
% Moisture.....: 20 **Method.....:** SW846 8260B

PARAMETER	RESULT	REPORTING LIMIT	UNITS
Acetone	ND	23	ug/kg
Benzene	ND	5.7	ug/kg
Bromodichloromethane	ND	5.7	ug/kg
Bromoform	ND	5.7	ug/kg
Bromomethane	ND	5.7	ug/kg
2-Butanone	ND	23	ug/kg
Carbon disulfide	ND	5.7	ug/kg
Carbon tetrachloride	ND	5.7	ug/kg
Chlorobenzene	ND	5.7	ug/kg
Dibromochloromethane	ND	5.7	ug/kg
1,2-Dibromo-3-chloro-propane	ND	11	ug/kg
Chloroethane	ND	5.7	ug/kg
Chloroform	ND	5.7	ug/kg
Chloromethane	ND	5.7	ug/kg
Cyclohexane	ND	11	ug/kg
1,2-Dibromoethane	ND	5.7	ug/kg
1,2-Dichlorobenzene	ND	5.7	ug/kg
1,3-Dichlorobenzene	ND	5.7	ug/kg
1,4-Dichlorobenzene	ND	5.7	ug/kg
Dichlorodifluoromethane	ND	5.7	ug/kg
1,1-Dichloroethane	ND	5.7	ug/kg
1,2-Dichloroethane	ND	5.7	ug/kg
1,1-Dichloroethene	ND	5.7	ug/kg
cis-1,2-Dichloroethene	ND	5.7	ug/kg
trans-1,2-Dichloroethene	ND	5.7	ug/kg
1,2-Dichloropropane	ND	5.7	ug/kg
cis-1,3-Dichloropropene	ND	5.7	ug/kg
trans-1,3-Dichloropropene	ND	5.7	ug/kg
Ethylbenzene	ND	5.7	ug/kg
Trichlorofluoromethane	ND	5.7	ug/kg
2-Hexanone	ND	23	ug/kg
Isopropylbenzene	ND	5.7	ug/kg
Methyl acetate	ND	11	ug/kg
Methylcyclohexane	ND	11	ug/kg
Methylene chloride	**21**	**5.7**	**ug/kg**
4-Methyl-2-pentanone	ND	23	ug/kg
Styrene	ND	5.7	ug/kg

(Continued on next page)

Conestoga-Rovers & Associates, Inc.

Client Sample ID: S-017324-112008-JP-053

GC/MS Volatiles

Lot-Sample #...: A8K240176-003 **Work Order #...:** K3KTV1AA **Matrix.....:** SO

PARAMETER	RESULT	REPORTING LIMIT	UNITS
1,1,2,2-Tetrachloroethane	ND	5.7	ug/kg
Tetrachloroethene	ND	5.7	ug/kg
Toluene	ND	5.7	ug/kg
1,2,4-Trichloro-benzene	ND	5.7	ug/kg
1,1,1-Trichloroethane	ND	5.7	ug/kg
1,1,2-Trichloroethane	ND	5.7	ug/kg
Trichloroethene	ND	5.7	ug/kg
1,1,2-Trichloro-1,2,2-trifluoroethane	ND	5.7	ug/kg
Vinyl chloride	ND	5.7	ug/kg
Xylenes (total)	ND	11	ug/kg
Methyl tert-butyl ether	ND	23	ug/kg

SURROGATE	PERCENT RECOVERY	RECOVERY LIMITS
Dibromofluoromethane	90	(59 - 138)
1,2-Dichloroethane-d4	105	(61 - 130)
Toluene-d8	77	(60 - 143)
4-Bromofluorobenzene	85	(47 - 158)

NOTE(S):

Results and reporting limits have been adjusted for dry weight.

Conestoga-Rovers & Associates, Inc.

Client Sample ID: S-017324-112008-JP-053

General Chemistry

Lot-Sample #...: A8K240176-003 **Work Order #...:** K3KTV **Matrix.....:** SO
Date Sampled...: 11/20/08 09:25 **Date Received..:** 11/21/08
% Moisture.....: 20

PARAMETER	RESULT	RL	UNITS	METHOD	PREPARATION-ANALYSIS DATE	PREP BATCH #
Percent Solids	**80.0**	**10.0**	**%**	**MCAWW 160.3 MOD**	**12/01-12/02/08**	**8336474**

Dilution Factor: 1

Conestoga-Rovers & Associates, Inc.

Client Sample ID: S-017324-112008-JP-054

GC/MS Semivolatiles

Lot-Sample #...: A8K240176-004 **Work Order #...:** K3KT01AD **Matrix.....:** SO
Date Sampled...: 11/20/08 09:25 **Date Received..:** 11/21/08
Prep Date.....: 11/25/08 **Analysis Date..:** 11/28/08
Prep Batch #...: 8330393
Dilution Factor: 1
% Moisture.....: 21 **Method.....:** SW846 8270C

PARAMETER	RESULT	REPORTING LIMIT	UNITS
Acenaphthene	ND	420	ug/kg
Acenaphthylene	ND	420	ug/kg
Acetophenone	ND	84	ug/kg
Anthracene	ND	420	ug/kg
Atrazine	ND	420	ug/kg
Benzo(a)anthracene	ND	420	ug/kg
Benzo(a)pyrene	ND	420	ug/kg
Benzo(b)fluoranthene	ND	420	ug/kg
Benzo(ghi)perylene	ND	420	ug/kg
Benzo(k)fluoranthene	ND	420	ug/kg
Benzaldehyde	ND	420	ug/kg
1,1'-Biphenyl	ND	420	ug/kg
bis(2-Chloroethoxy) methane	ND	420	ug/kg
bis(2-Chloroethyl)-ether	ND	420	ug/kg
bis(2-Ethylhexyl) phthalate	ND	420	ug/kg
4-Bromophenyl phenyl ether	ND	420	ug/kg
Butyl benzyl phthalate	ND	420	ug/kg
Caprolactam	ND	420	ug/kg
Carbazole	ND	420	ug/kg
4-Chloroaniline	ND	420	ug/kg
4-Chloro-3-methylphenol	ND	420	ug/kg
2-Chloronaphthalene	ND	420	ug/kg
2-Chlorophenol	ND	420	ug/kg
4-Chlorophenyl phenyl ether	ND	420	ug/kg
Chrysene	ND	420	ug/kg
Dibenz(a,h)anthracene	ND	420	ug/kg
Dibenzofuran	ND	420	ug/kg
3,3'-Dichlorobenzidine	ND	2000	ug/kg
2,4-Dichlorophenol	ND	420	ug/kg
Diethyl phthalate	ND	420	ug/kg
2,4-Dimethylphenol	ND	420	ug/kg
Dimethyl phthalate	ND	420	ug/kg
Di-n-butyl phthalate	ND	420	ug/kg

(Continued on next page)

Conestoga-Rovers & Associates, Inc.

Client Sample ID: S-017324-112008-JP-054

GC/MS Semivolatiles

Lot-Sample #...: A8K240176-004 **Work Order #...:** K3KT01AD **Matrix.....:** SO

PARAMETER	RESULT	REPORTING LIMIT	UNITS
4,6-Dinitro-2-methylphenol	ND	2000	ug/kg
2,4-Dinitrophenol	ND	2000	ug/kg
2,4-Dinitrotoluene	ND	420	ug/kg
2,6-Dinitrotoluene	ND	420	ug/kg
Di-n-octyl phthalate	ND	420	ug/kg
Fluoranthene	ND	420	ug/kg
Fluorene	ND	420	ug/kg
Hexachlorobenzene	ND	420	ug/kg
Hexachlorobutadiene	ND	420	ug/kg
Hexachlorocyclopenta-diene	ND	2000	ug/kg
Hexachloroethane	ND	420	ug/kg
Indeno(1,2,3-cd)pyrene	ND	420	ug/kg
Isophorone	ND	420	ug/kg
2-Methylnaphthalene	ND	420	ug/kg
2-Methylphenol	ND	420	ug/kg
4-Methylphenol	ND	420	ug/kg
Naphthalene	ND	420	ug/kg
2-Nitroaniline	ND	2000	ug/kg
3-Nitroaniline	ND	2000	ug/kg
4-Nitroaniline	ND	2000	ug/kg
Nitrobenzene	ND	420	ug/kg
2-Nitrophenol	ND	420	ug/kg
4-Nitrophenol	ND	2000	ug/kg
N-Nitrosodi-n-propyl-amine	ND	420	ug/kg
N-Nitrosodiphenylamine	ND	420	ug/kg
2,2'-oxybis (1-Chloropropane)	ND	420	ug/kg
Pentachlorophenol	ND	420	ug/kg
Phenanthrene	ND	420	ug/kg
Phenol	ND	420	ug/kg
Pyrene	ND	420	ug/kg
2,4,5-Trichloro-phenol	ND	420	ug/kg
2,4,6-Trichloro-phenol	ND	420	ug/kg

(Continued on next page)

Conestoga-Rovers & Associates, Inc.

Client Sample ID: S-017324-112008-JP-054

GC/MS Semivolatiles

Lot-Sample #...: A8K240176-004 **Work Order #...:** K3KT01AD **Matrix.....:** SO

SURROGATE	PERCENT RECOVERY	RECOVERY LIMITS
Nitrobenzene-d5	57	(24 - 112)
2-Fluorobiphenyl	57	(34 - 110)
Terphenyl-d14	90	(41 - 119)
Phenol-d5	61	(28 - 110)
2-Fluorophenol	67	(26 - 110)
2,4,6-Tribromophenol	68	(10 - 118)

NOTE(S):

Results and reporting limits have been adjusted for dry weight.

Conestoga-Rovers & Associates, Inc.

Client Sample ID: S-017324-112008-JP-054

GC Semivolatiles

Lot-Sample #...: A8K240176-004 **Work Order #...:** K3KT01AE **Matrix.....:** SO
Date Sampled...: 11/20/08 09:25 **Date Received..:** 11/21/08
Prep Date.....: 11/25/08 **Analysis Date..:** 12/01/08
Prep Batch #...: 8330028
Dilution Factor: 1
% Moisture.....: 21 **Method.....:** SW846 8082

PARAMETER	RESULT	REPORTING LIMIT	UNITS
Aroclor 1016	ND	42	ug/kg
Aroclor 1221	ND	42	ug/kg
Aroclor 1232	ND	42	ug/kg
Aroclor 1242	ND	42	ug/kg
Aroclor 1248	ND	42	ug/kg
Aroclor 1254	ND	42	ug/kg
Aroclor 1260	ND	42	ug/kg

SURROGATE	PERCENT RECOVERY	RECOVERY LIMITS
Tetrachloro-m-xylene	93	(10 - 196)
Decachlorobiphenyl	83	(10 - 199)

NOTE(S):

Results and reporting limits have been adjusted for dry weight.

Conestoga-Rovers & Associates, Inc.

Client Sample ID: S-017324-112008-JP-054

TOTAL Metals

Lot-Sample #...: A8K240176-004 **Matrix.....:** SO
Date Sampled...: 11/20/08 09:25 **Date Received..:** 11/21/08
% Moisture.....: 21

PARAMETER	RESULT	REPORTING LIMIT	UNITS	METHOD	PREPARATION-ANALYSIS DATE	WORK ORDER #
Prep Batch #...: 8330017						
Aluminum	**9860**	**25.3**	**mg/kg**	**SW846 6010B**	**11/25-11/26/08**	**K3KT01AF**
		Dilution Factor: 1				
Arsenic	**10.6**	**1.3**	**mg/kg**	**SW846 6010B**	**11/25-11/26/08**	**K3KT01AW**
		Dilution Factor: 1				
Lead	**14.2**	**0.38**	**mg/kg**	**SW846 6010B**	**11/25-11/26/08**	**K3KT01AX**
		Dilution Factor: 1				
Antimony	ND	7.6	mg/kg	SW846 6010B	11/25-11/26/08	K3KT01AG
		Dilution Factor: 1				
Selenium	ND	0.63	mg/kg	SW846 6010B	11/25-11/26/08	K3KT01A0
		Dilution Factor: 1				
Thallium	ND	1.3	mg/kg	SW846 6010B	11/25-11/26/08	K3KT01A1
		Dilution Factor: 1				
Cadmium	ND	0.63	mg/kg	SW846 6010B	11/25-11/26/08	K3KT01AH
		Dilution Factor: 1				
Chromium	**15.2**	**1.3**	**mg/kg**	**SW846 6010B**	**11/25-11/26/08**	**K3KT01AJ**
		Dilution Factor: 1				
Cobalt	**8.6**	**6.3**	**mg/kg**	**SW846 6010B**	**11/25-11/26/08**	**K3KT01AK**
		Dilution Factor: 1				
Copper	**21.5**	**3.2**	**mg/kg**	**SW846 6010B**	**11/25-11/26/08**	**K3KT01AL**
		Dilution Factor: 1				
Iron	**20900**	**12.7**	**mg/kg**	**SW846 6010B**	**11/25-11/26/08**	**K3KT01AM**
		Dilution Factor: 1				
Manganese	**658**	**1.9**	**mg/kg**	**SW846 6010B**	**11/25-11/26/08**	**K3KT01AN**
		Dilution Factor: 1				
Nickel	**27.6**	**5.1**	**mg/kg**	**SW846 6010B**	**11/25-11/26/08**	**K3KT01AP**
		Dilution Factor: 1				
Potassium	**771**	**633**	**mg/kg**	**SW846 6010B**	**11/25-11/26/08**	**K3KT01AQ**
		Dilution Factor: 1				

(Continued on next page)

Conestoga-Rovers & Associates, Inc.

Client Sample ID: S-017324-112008-JP-054

TOTAL Metals

Lot-Sample #...: A8K240176-004 **Matrix.....:** SO

PARAMETER	RESULT	REPORTING LIMIT	UNITS	METHOD	PREPARATION-ANALYSIS DATE	WORK ORDER #
Silver	ND	1.3	mg/kg	SW846 6010B	11/25-11/26/08	K3KT01AR
		Dilution Factor: 1				
Sodium	ND	633	mg/kg	SW846 6010B	11/25-11/26/08	K3KT01AT
		Dilution Factor: 1				
Vanadium	**25.7**	**6.3**	**mg/kg**	**SW846 6010B**	**11/25-11/26/08**	**K3KT01AU**
		Dilution Factor: 1				
Zinc	**63.4**	**2.5**	**mg/kg**	**SW846 6010B**	**11/25-11/26/08**	**K3KT01AV**
		Dilution Factor: 1				
Mercury	ND	0.13	mg/kg	SW846 7471A	11/25/08	K3KT01AA
		Dilution Factor: 1				

NOTE(S):

Results and reporting limits have been adjusted for dry weight.

Conestoga-Rovers & Associates, Inc.

Client Sample ID: S-017324-112008-JP-054

General Chemistry

Lot-Sample #...: A8K240176-004 **Work Order #...:** K3KT0 **Matrix.....:** SO
Date Sampled...: 11/20/08 09:25 **Date Received..:** 11/21/08
% Moisture.....: 21

PARAMETER	RESULT	RL	UNITS	METHOD	PREPARATION-ANALYSIS DATE	PREP BATCH #
Percent Solids	**79.0**	**10.0**	**%**	**MCAWW 160.3 MOD**	**12/01-12/02/08**	**8336474**

Dilution Factor: 1

Conestoga-Rovers & Associates, Inc.

Client Sample ID: S-017324-112008-JP-055

GC/MS Volatiles

Lot-Sample #...: A8K240176-005 **Work Order #...:** K3KT11AA **Matrix.....:** SO
Date Sampled...: 11/20/08 09:45 **Date Received..:** 11/21/08
Prep Date.....: 12/01/08 **Analysis Date..:** 12/01/08
Prep Batch #...: 8337379
Dilution Factor: 0.91
% Moisture.....: 6.2 **Method.....:** SW846 8260B

PARAMETER	RESULT	REPORTING LIMIT	UNITS
Acetone	ND	19	ug/kg
Benzene	ND	4.8	ug/kg
Bromodichloromethane	ND	4.8	ug/kg
Bromoform	ND	4.8	ug/kg
Bromomethane	ND	4.8	ug/kg
2-Butanone	ND	19	ug/kg
Carbon disulfide	ND	4.8	ug/kg
Carbon tetrachloride	ND	4.8	ug/kg
Chlorobenzene	ND	4.8	ug/kg
Dibromochloromethane	ND	4.8	ug/kg
1,2-Dibromo-3-chloro-propane	ND	9.7	ug/kg
Chloroethane	ND	4.8	ug/kg
Chloroform	ND	4.8	ug/kg
Chloromethane	ND	4.8	ug/kg
Cyclohexane	ND	9.7	ug/kg
1,2-Dibromoethane	ND	4.8	ug/kg
1,2-Dichlorobenzene	ND	4.8	ug/kg
1,3-Dichlorobenzene	ND	4.8	ug/kg
1,4-Dichlorobenzene	ND	4.8	ug/kg
Dichlorodifluoromethane	ND	4.8	ug/kg
1,1-Dichloroethane	ND	4.8	ug/kg
1,2-Dichloroethane	ND	4.8	ug/kg
1,1-Dichloroethene	ND	4.8	ug/kg
cis-1,2-Dichloroethene	ND	4.8	ug/kg
trans-1,2-Dichloroethene	ND	4.8	ug/kg
1,2-Dichloropropane	ND	4.8	ug/kg
cis-1,3-Dichloropropene	ND	4.8	ug/kg
trans-1,3-Dichloropropene	ND	4.8	ug/kg
Ethylbenzene	ND	4.8	ug/kg
Trichlorofluoromethane	ND	4.8	ug/kg
2-Hexanone	ND	19	ug/kg
Isopropylbenzene	ND	4.8	ug/kg
Methyl acetate	ND	9.7	ug/kg
Methylcyclohexane	ND	9.7	ug/kg
Methylene chloride	**17**	**4.8**	**ug/kg**
4-Methyl-2-pentanone	ND	19	ug/kg
Styrene	ND	4.8	ug/kg

(Continued on next page)

Conestoga-Rovers & Associates, Inc.

Client Sample ID: S-017324-112008-JP-055

GC/MS Volatiles

Lot-Sample #...: A8K240176-005 **Work Order #...:** K3KT11AA **Matrix.....:** SO

PARAMETER	RESULT	REPORTING LIMIT	UNITS
1,1,2,2-Tetrachloroethane	ND	4.8	ug/kg
Tetrachloroethene	ND	4.8	ug/kg
Toluene	ND	4.8	ug/kg
1,2,4-Trichloro-benzene	ND	4.8	ug/kg
1,1,1-Trichloroethane	ND	4.8	ug/kg
1,1,2-Trichloroethane	ND	4.8	ug/kg
Trichloroethene	ND	4.8	ug/kg
1,1,2-Trichloro-1,2,2-trifluoroethane	ND	4.8	ug/kg
Vinyl chloride	ND	4.8	ug/kg
Xylenes (total)	ND	9.7	ug/kg
Methyl tert-butyl ether	ND	19	ug/kg

SURROGATE	PERCENT RECOVERY	RECOVERY LIMITS
Dibromofluoromethane	95	(59 - 138)
1,2-Dichloroethane-d4	111	(61 - 130)
Toluene-d8	86	(60 - 143)
4-Bromofluorobenzene	116	(47 - 158)

NOTE(S):

Results and reporting limits have been adjusted for dry weight.

Conestoga-Rovers & Associates, Inc.

Client Sample ID: S-017324-112008-JP-055

General Chemistry

Lot-Sample #...: A8K240176-005 **Work Order #...:** K3KT1 **Matrix.....:** SO
Date Sampled...: 11/20/08 09:45 **Date Received..:** 11/21/08
% Moisture.....: 6.2

PARAMETER	RESULT	RL	UNITS	METHOD	PREPARATION-ANALYSIS DATE	PREP BATCH #
Percent Solids	**93.8**	**10.0**	**%**	**MCAWW 160.3 MOD**	**12/01-12/02/08**	**8336474**

Dilution Factor: 1

Conestoga-Rovers & Associates, Inc.

Client Sample ID: S-017324-112008-JP-056

GC/MS Semivolatiles

Lot-Sample #...: A8K240176-006 **Work Order #...:** K3KT31AA **Matrix.....:** SO
Date Sampled...: 11/20/08 09:45 **Date Received..:** 11/21/08
Prep Date.....: 11/25/08 **Analysis Date..:** 11/28/08
Prep Batch #...: 8330393
Dilution Factor: 1
% Moisture.....: 18 **Method.....:** SW846 8270C

PARAMETER	RESULT	REPORTING LIMIT	UNITS
Acenaphthene	ND	400	ug/kg
Acenaphthylene	ND	400	ug/kg
Acetophenone	ND	81	ug/kg
Anthracene	ND	400	ug/kg
Atrazine	ND	400	ug/kg
Benzo(a)anthracene	ND	400	ug/kg
Benzo(a)pyrene	ND	400	ug/kg
Benzo(b)fluoranthene	ND	400	ug/kg
Benzo(ghi)perylene	ND	400	ug/kg
Benzo(k)fluoranthene	ND	400	ug/kg
Benzaldehyde	ND	400	ug/kg
1,1'-Biphenyl	ND	400	ug/kg
bis(2-Chloroethoxy) methane	ND	400	ug/kg
bis(2-Chloroethyl)-ether	ND	400	ug/kg
bis(2-Ethylhexyl) phthalate	ND	400	ug/kg
4-Bromophenyl phenyl ether	ND	400	ug/kg
Butyl benzyl phthalate	ND	400	ug/kg
Caprolactam	ND	400	ug/kg
Carbazole	ND	400	ug/kg
4-Chloroaniline	ND	400	ug/kg
4-Chloro-3-methylphenol	ND	400	ug/kg
2-Chloronaphthalene	ND	400	ug/kg
2-Chlorophenol	ND	400	ug/kg
4-Chlorophenyl phenyl ether	ND	400	ug/kg
Chrysene	ND	400	ug/kg
Dibenz(a,h)anthracene	ND	400	ug/kg
Dibenzofuran	ND	400	ug/kg
3,3'-Dichlorobenzidine	ND	2000	ug/kg
2,4-Dichlorophenol	ND	400	ug/kg
Diethyl phthalate	ND	400	ug/kg
2,4-Dimethylphenol	ND	400	ug/kg
Dimethyl phthalate	ND	400	ug/kg
Di-n-butyl phthalate	ND	400	ug/kg

(Continued on next page)

Conestoga-Rovers & Associates, Inc.

Client Sample ID: S-017324-112008-JP-056

GC/MS Semivolatiles

Lot-Sample #...: A8K240176-006 **Work Order #...:** K3KT31AA **Matrix.....:** SO

PARAMETER	RESULT	REPORTING LIMIT	UNITS
4,6-Dinitro-2-methylphenol	ND	2000	ug/kg
2,4-Dinitrophenol	ND	2000	ug/kg
2,4-Dinitrotoluene	ND	400	ug/kg
2,6-Dinitrotoluene	ND	400	ug/kg
Di-n-octyl phthalate	ND	400	ug/kg
Fluoranthene	ND	400	ug/kg
Fluorene	ND	400	ug/kg
Hexachlorobenzene	ND	400	ug/kg
Hexachlorobutadiene	ND	400	ug/kg
Hexachlorocyclopenta-diene	ND	2000	ug/kg
Hexachloroethane	ND	400	ug/kg
Indeno(1,2,3-cd)pyrene	ND	400	ug/kg
Isophorone	ND	400	ug/kg
2-Methylnaphthalene	ND	400	ug/kg
2-Methylphenol	ND	400	ug/kg
4-Methylphenol	ND	400	ug/kg
Naphthalene	ND	400	ug/kg
2-Nitroaniline	ND	2000	ug/kg
3-Nitroaniline	ND	2000	ug/kg
4-Nitroaniline	ND	2000	ug/kg
Nitrobenzene	ND	400	ug/kg
2-Nitrophenol	ND	400	ug/kg
4-Nitrophenol	ND	2000	ug/kg
N-Nitrosodi-n-propyl-amine	ND	400	ug/kg
N-Nitrosodiphenylamine	ND	400	ug/kg
2,2'-oxybis (1-Chloropropane)	ND	400	ug/kg
Pentachlorophenol	ND	400	ug/kg
Phenanthrene	ND	400	ug/kg
Phenol	ND	400	ug/kg
Pyrene	ND	400	ug/kg
2,4,5-Trichloro-phenol	ND	400	ug/kg
2,4,6-Trichloro-phenol	ND	400	ug/kg

(Continued on next page)

Conestoga-Rovers & Associates, Inc.

Client Sample ID: S-017324-112008-JP-056

GC/MS Semivolatiles

Lot-Sample #...: A8K240176-006 **Work Order #...:** K3KT31AA **Matrix.....:** SO

SURROGATE	PERCENT RECOVERY	RECOVERY LIMITS
Nitrobenzene-d5	50	(24 - 112)
2-Fluorobiphenyl	56	(34 - 110)
Terphenyl-d14	78	(41 - 119)
Phenol-d5	56	(28 - 110)
2-Fluorophenol	59	(26 - 110)
2,4,6-Tribromophenol	65	(10 - 118)

NOTE(S):

Results and reporting limits have been adjusted for dry weight.

Conestoga-Rovers & Associates, Inc.

Client Sample ID: S-017324-112008-JP-056

GC Semivolatiles

Lot-Sample #...: A8K240176-006 **Work Order #...:** K3KT31AC **Matrix.....:** SO
Date Sampled...: 11/20/08 09:45 **Date Received..:** 11/21/08
Prep Date.....: 11/25/08 **Analysis Date..:** 12/01/08
Prep Batch #...: 8330028
Dilution Factor: 1
% Moisture.....: 18 **Method.....:** SW846 8082

PARAMETER	RESULT	REPORTING LIMIT	UNITS
Aroclor 1016	ND	40	ug/kg
Aroclor 1221	ND	40	ug/kg
Aroclor 1232	ND	40	ug/kg
Aroclor 1242	ND	40	ug/kg
Aroclor 1248	ND	40	ug/kg
Aroclor 1254	ND	40	ug/kg
Aroclor 1260	ND	40	ug/kg

SURROGATE	PERCENT RECOVERY	RECOVERY LIMITS
Tetrachloro-m-xylene	81	(10 - 196)
Decachlorobiphenyl	71	(10 - 199)

NOTE(S):

Results and reporting limits have been adjusted for dry weight.

Conestoga-Rovers & Associates, Inc.

Client Sample ID: S-017324-112008-JP-056

TOTAL Metals

Lot-Sample #...: A8K240176-006 **Matrix.....:** SO
Date Sampled...: 11/20/08 09:45 **Date Received..:** 11/21/08
% Moisture.....: 18

PARAMETER	RESULT	REPORTING LIMIT	UNITS	METHOD	PREPARATION-ANALYSIS DATE	WORK ORDER #
Prep Batch #...: 8330017						
Aluminum	**7710**	**24.4**	**mg/kg**	**SW846 6010B**	**11/25-11/26/08**	**K3KT31AD**
		Dilution Factor: 1				
Arsenic	**7.1**	**1.2**	**mg/kg**	**SW846 6010B**	**11/25-11/26/08**	**K3KT31AU**
		Dilution Factor: 1				
Lead	**35.3**	**0.37**	**mg/kg**	**SW846 6010B**	**11/25-11/26/08**	**K3KT31AV**
		Dilution Factor: 1				
Antimony	ND	7.3	mg/kg	SW846 6010B	11/25-11/26/08	K3KT31AE
		Dilution Factor: 1				
Selenium	ND	0.61	mg/kg	SW846 6010B	11/25-11/26/08	K3KT31AW
		Dilution Factor: 1				
Thallium	ND	1.2	mg/kg	SW846 6010B	11/25-11/26/08	K3KT31AX
		Dilution Factor: 1				
Cadmium	ND	0.61	mg/kg	SW846 6010B	11/25-11/26/08	K3KT31AF
		Dilution Factor: 1				
Chromium	**10.7**	**1.2**	**mg/kg**	**SW846 6010B**	**11/25-11/26/08**	**K3KT31AG**
		Dilution Factor: 1				
Cobalt	**9.5**	**6.1**	**mg/kg**	**SW846 6010B**	**11/25-11/26/08**	**K3KT31AH**
		Dilution Factor: 1				
Copper	**9.9**	**3.1**	**mg/kg**	**SW846 6010B**	**11/25-11/26/08**	**K3KT31AJ**
		Dilution Factor: 1				
Iron	**13400**	**12.2**	**mg/kg**	**SW846 6010B**	**11/25-11/26/08**	**K3KT31AK**
		Dilution Factor: 1				
Manganese	**1010**	**1.8**	**mg/kg**	**SW846 6010B**	**11/25-11/26/08**	**K3KT31AL**
		Dilution Factor: 1				
Nickel	**10.8**	**4.9**	**mg/kg**	**SW846 6010B**	**11/25-11/26/08**	**K3KT31AM**
		Dilution Factor: 1				
Potassium	ND	611	mg/kg	SW846 6010B	11/25-11/26/08	K3KT31AN
		Dilution Factor: 1				

(Continued on next page)

Conestoga-Rovers & Associates, Inc.

Client Sample ID: S-017324-112008-JP-056

TOTAL Metals

Lot-Sample #...: A8K240176-006 **Matrix.....:** SO

PARAMETER	RESULT	REPORTING LIMIT	UNITS	METHOD	PREPARATION-ANALYSIS DATE	WORK ORDER #
Silver	ND	1.2	mg/kg	SW846 6010B	11/25-11/26/08	K3KT31AP
		Dilution Factor: 1				
Sodium	ND	611	mg/kg	SW846 6010B	11/25-11/26/08	K3KT31AQ
		Dilution Factor: 1				
Vanadium	**21.5**	**6.1**	**mg/kg**	**SW846 6010B**	**11/25-11/26/08**	**K3KT31AR**
		Dilution Factor: 1				
Zinc	**57.3**	**2.4**	**mg/kg**	**SW846 6010B**	**11/25-11/26/08**	**K3KT31AT**
		Dilution Factor: 1				
Mercury	ND	0.12	mg/kg	SW846 7471A	11/25/08	K3KT31A0
		Dilution Factor: 1				

NOTE(S):

Results and reporting limits have been adjusted for dry weight.

Conestoga-Rovers & Associates, Inc.

Client Sample ID: S-017324-112008-JP-056

General Chemistry

Lot-Sample #...: A8K240176-006 **Work Order #...:** K3KT3 **Matrix.....:** SO
Date Sampled...: 11/20/08 09:45 **Date Received..:** 11/21/08
% Moisture.....: 18

PARAMETER	RESULT	RL	UNITS	METHOD	PREPARATION-ANALYSIS DATE	PREP BATCH #
Percent Solids	**81.8**	**10.0**	**%**	**MCAWW 160.3 MOD**	**12/01-12/02/08**	**8336474**

Dilution Factor: 1

Conestoga-Rovers & Associates, Inc.

Client Sample ID: S-017324-112008-JP-057

GC/MS Volatiles

Lot-Sample #...: A8K240176-007 **Work Order #...:** K3KT61AA **Matrix.....:** SO
Date Sampled...: 11/20/08 10:20 **Date Received..:** 11/21/08
Prep Date.....: 12/01/08 **Analysis Date..:** 12/01/08
Prep Batch #...: 8337379
Dilution Factor: 0.87
% Moisture.....: 18 **Method.....:** SW846 8260B

PARAMETER	RESULT	REPORTING LIMIT	UNITS
Acetone	**71**	**21**	**ug/kg**
Benzene	ND	5.3	ug/kg
Bromodichloromethane	ND	5.3	ug/kg
Bromoform	ND	5.3	ug/kg
Bromomethane	ND	5.3	ug/kg
2-Butanone	ND	21	ug/kg
Carbon disulfide	ND	5.3	ug/kg
Carbon tetrachloride	ND	5.3	ug/kg
Chlorobenzene	ND	5.3	ug/kg
Dibromochloromethane	ND	5.3	ug/kg
1,2-Dibromo-3-chloro-propane	ND	11	ug/kg
Chloroethane	ND	5.3	ug/kg
Chloroform	ND	5.3	ug/kg
Chloromethane	ND	5.3	ug/kg
Cyclohexane	ND	11	ug/kg
1,2-Dibromoethane	ND	5.3	ug/kg
1,2-Dichlorobenzene	ND	5.3	ug/kg
1,3-Dichlorobenzene	ND	5.3	ug/kg
1,4-Dichlorobenzene	ND	5.3	ug/kg
Dichlorodifluoromethane	ND	5.3	ug/kg
1,1-Dichloroethane	ND	5.3	ug/kg
1,2-Dichloroethane	ND	5.3	ug/kg
1,1-Dichloroethene	ND	5.3	ug/kg
cis-1,2-Dichloroethene	ND	5.3	ug/kg
trans-1,2-Dichloroethene	ND	5.3	ug/kg
1,2-Dichloropropane	ND	5.3	ug/kg
cis-1,3-Dichloropropene	ND	5.3	ug/kg
trans-1,3-Dichloropropene	ND	5.3	ug/kg
Ethylbenzene	ND	5.3	ug/kg
Trichlorofluoromethane	ND	5.3	ug/kg
2-Hexanone	ND	21	ug/kg
Isopropylbenzene	ND	5.3	ug/kg
Methyl acetate	ND	11	ug/kg
Methylcyclohexane	ND	11	ug/kg
Methylene chloride	**16**	**5.3**	**ug/kg**
4-Methyl-2-pentanone	ND	21	ug/kg
Styrene	ND	5.3	ug/kg

(Continued on next page)

Conestoga-Rovers & Associates, Inc.

Client Sample ID: S-017324-112008-JP-057

GC/MS Volatiles

Lot-Sample #...: A8K240176-007 **Work Order #...:** K3KT61AA **Matrix.....:** SO

PARAMETER	RESULT	REPORTING LIMIT	UNITS
1,1,2,2-Tetrachloroethane	ND	5.3	ug/kg
Tetrachloroethene	ND	5.3	ug/kg
Toluene	ND	5.3	ug/kg
1,2,4-Trichloro-benzene	ND	5.3	ug/kg
1,1,1-Trichloroethane	ND	5.3	ug/kg
1,1,2-Trichloroethane	ND	5.3	ug/kg
Trichloroethene	ND	5.3	ug/kg
1,1,2-Trichloro-1,2,2-trifluoroethane	ND	5.3	ug/kg
Vinyl chloride	ND	5.3	ug/kg
Xylenes (total)	ND	11	ug/kg
Methyl tert-butyl ether	ND	21	ug/kg

SURROGATE	PERCENT RECOVERY	RECOVERY LIMITS
Dibromofluoromethane	91	(59 - 138)
1,2-Dichloroethane-d4	103	(61 - 130)
Toluene-d8	82	(60 - 143)
4-Bromofluorobenzene	102	(47 - 158)

NOTE(S):

Results and reporting limits have been adjusted for dry weight.

Conestoga-Rovers & Associates, Inc.

Client Sample ID: S-017324-112008-JP-057

General Chemistry

Lot-Sample #...: A8K240176-007 **Work Order #...:** K3KT6 **Matrix.....:** SO
Date Sampled...: 11/20/08 10:20 **Date Received..:** 11/21/08
% Moisture.....: 18

PARAMETER	RESULT	RL	UNITS	METHOD	PREPARATION-ANALYSIS DATE	PREP BATCH #
Percent Solids	**82.2**	**10.0**	**%**	**MCAWW 160.3 MOD**	**12/01-12/02/08**	**8336474**

Dilution Factor: 1

Conestoga-Rovers & Associates, Inc.

Client Sample ID: S-017324-112008-JP-058

GC/MS Semivolatiles

Lot-Sample #...: A8K240176-008 **Work Order #...:** K3KT71AD **Matrix.....:** SO
Date Sampled...: 11/20/08 10:20 **Date Received..:** 11/21/08
Prep Date.....: 11/26/08 **Analysis Date..:** 12/02/08
Prep Batch #...: 8331026
Dilution Factor: 1
% Moisture.....: 19 **Method.....:** SW846 8270C

PARAMETER	RESULT	REPORTING LIMIT	UNITS
Acenaphthene	ND	410	ug/kg
Acenaphthylene	ND	410	ug/kg
Acetophenone	ND	83	ug/kg
Anthracene	ND	410	ug/kg
Atrazine	ND	410	ug/kg
Benzo(a)anthracene	ND	410	ug/kg
Benzo(a)pyrene	ND	410	ug/kg
Benzo(b)fluoranthene	ND	410	ug/kg
Benzo(ghi)perylene	ND	410	ug/kg
Benzo(k)fluoranthene	ND	410	ug/kg
Benzaldehyde	ND	410	ug/kg
1,1'-Biphenyl	ND	410	ug/kg
bis(2-Chloroethoxy) methane	ND	410	ug/kg
bis(2-Chloroethyl)-ether	ND	410	ug/kg
bis(2-Ethylhexyl) phthalate	ND	410	ug/kg
4-Bromophenyl phenyl ether	ND	410	ug/kg
Butyl benzyl phthalate	ND	410	ug/kg
Caprolactam	ND	410	ug/kg
Carbazole	ND	410	ug/kg
4-Chloroaniline	ND	410	ug/kg
4-Chloro-3-methylphenol	ND	410	ug/kg
2-Chloronaphthalene	ND	410	ug/kg
2-Chlorophenol	ND	410	ug/kg
4-Chlorophenyl phenyl ether	ND	410	ug/kg
Chrysene	ND	410	ug/kg
Dibenz(a,h)anthracene	ND	410	ug/kg
Dibenzofuran	ND	410	ug/kg
3,3'-Dichlorobenzidine	ND	2000	ug/kg
2,4-Dichlorophenol	ND	410	ug/kg
Diethyl phthalate	ND	410	ug/kg
2,4-Dimethylphenol	ND	410	ug/kg
Dimethyl phthalate	ND	410	ug/kg
Di-n-butyl phthalate	ND	410	ug/kg

(Continued on next page)

Conestoga-Rovers & Associates, Inc.

Client Sample ID: S-017324-112008-JP-058

GC/MS Semivolatiles

Lot-Sample #...: A8K240176-008 **Work Order #...:** K3KT71AD **Matrix.....:** SO

PARAMETER	RESULT	REPORTING LIMIT	UNITS
4,6-Dinitro-2-methylphenol	ND	2000	ug/kg
2,4-Dinitrophenol	ND	2000	ug/kg
2,4-Dinitrotoluene	ND	410	ug/kg
2,6-Dinitrotoluene	ND	410	ug/kg
Di-n-octyl phthalate	ND	410	ug/kg
Fluoranthene	ND	410	ug/kg
Fluorene	ND	410	ug/kg
Hexachlorobenzene	ND	410	ug/kg
Hexachlorobutadiene	ND	410	ug/kg
Hexachlorocyclopenta-diene	ND	2000	ug/kg
Hexachloroethane	ND	410	ug/kg
Indeno(1,2,3-cd)pyrene	ND	410	ug/kg
Isophorone	ND	410	ug/kg
2-Methylnaphthalene	ND	410	ug/kg
2-Methylphenol	ND	410	ug/kg
4-Methylphenol	ND	410	ug/kg
Naphthalene	ND	410	ug/kg
2-Nitroaniline	ND	2000	ug/kg
3-Nitroaniline	ND	2000	ug/kg
4-Nitroaniline	ND	2000	ug/kg
Nitrobenzene	ND	410	ug/kg
2-Nitrophenol	ND	410	ug/kg
4-Nitrophenol	ND	2000	ug/kg
N-Nitrosodi-n-propyl-amine	ND	410	ug/kg
N-Nitrosodiphenylamine	ND	410	ug/kg
2,2'-oxybis (1-Chloropropane)	ND	410	ug/kg
Pentachlorophenol	ND	410	ug/kg
Phenanthrene	ND	410	ug/kg
Phenol	ND	410	ug/kg
Pyrene	ND	410	ug/kg
2,4,5-Trichloro-phenol	ND	410	ug/kg
2,4,6-Trichloro-phenol	ND	410	ug/kg

(Continued on next page)

Conestoga-Rovers & Associates, Inc.

Client Sample ID: S-017324-112008-JP-058

GC/MS Semivolatiles

Lot-Sample #...: A8K240176-008 **Work Order #...:** K3KT71AD **Matrix.....:** SO

SURROGATE	PERCENT RECOVERY	RECOVERY LIMITS
Nitrobenzene-d5	54	(24 - 112)
2-Fluorobiphenyl	61	(34 - 110)
Terphenyl-d14	77	(41 - 119)
Phenol-d5	63	(28 - 110)
2-Fluorophenol	67	(26 - 110)
2,4,6-Tribromophenol	54	(10 - 118)

NOTE(S):

Results and reporting limits have been adjusted for dry weight.

Conestoga-Rovers & Associates, Inc.

Client Sample ID: S-017324-112008-JP-058

GC Semivolatiles

Lot-Sample #...: A8K240176-008 **Work Order #...:** K3KT71AE **Matrix.....:** SO
Date Sampled...: 11/20/08 10:20 **Date Received..:** 11/21/08
Prep Date.....: 11/25/08 **Analysis Date..:** 12/01/08
Prep Batch #...: 8330028
Dilution Factor: 1
% Moisture.....: 19 **Method.....:** SW846 8082

PARAMETER	RESULT	REPORTING LIMIT	UNITS
Aroclor 1016	ND	41	ug/kg
Aroclor 1221	ND	41	ug/kg
Aroclor 1232	ND	41	ug/kg
Aroclor 1242	ND	41	ug/kg
Aroclor 1248	ND	41	ug/kg
Aroclor 1254	ND	41	ug/kg
Aroclor 1260	ND	41	ug/kg

SURROGATE	PERCENT RECOVERY	RECOVERY LIMITS
Tetrachloro-m-xylene	88	(10 - 196)
Decachlorobiphenyl	80	(10 - 199)

NOTE(S):

Results and reporting limits have been adjusted for dry weight.

Conestoga-Rovers & Associates, Inc.

Client Sample ID: S-017324-112008-JP-058

TOTAL Metals

Lot-Sample #...: A8K240176-008 **Matrix.....:** SO
Date Sampled...: 11/20/08 10:20 **Date Received..:** 11/21/08
% Moisture.....: 19

PARAMETER	RESULT	REPORTING LIMIT	UNITS	METHOD	PREPARATION-ANALYSIS DATE	WORK ORDER #
Prep Batch #...: 8330017						
Aluminum	**12500**	**24.8**	**mg/kg**	**SW846 6010B**	**11/25-11/26/08**	**K3KT71AF**
		Dilution Factor: 1				
Arsenic	**8.4**	**1.2**	**mg/kg**	**SW846 6010B**	**11/25-11/26/08**	**K3KT71AW**
		Dilution Factor: 1				
Lead	**26.8**	**0.37**	**mg/kg**	**SW846 6010B**	**11/25-11/26/08**	**K3KT71AX**
		Dilution Factor: 1				
Antimony	ND	7.4	mg/kg	SW846 6010B	11/25-11/26/08	K3KT71AG
		Dilution Factor: 1				
Selenium	ND	0.62	mg/kg	SW846 6010B	11/25-11/26/08	K3KT71A0
		Dilution Factor: 1				
Thallium	ND	1.2	mg/kg	SW846 6010B	11/25-11/26/08	K3KT71A1
		Dilution Factor: 1				
Cadmium	ND	0.62	mg/kg	SW846 6010B	11/25-11/26/08	K3KT71AH
		Dilution Factor: 1				
Chromium	**14.2**	**1.2**	**mg/kg**	**SW846 6010B**	**11/25-11/26/08**	**K3KT71AJ**
		Dilution Factor: 1				
Cobalt	**7.1**	**6.2**	**mg/kg**	**SW846 6010B**	**11/25-11/26/08**	**K3KT71AK**
		Dilution Factor: 1				
Copper	**14.0**	**3.1**	**mg/kg**	**SW846 6010B**	**11/25-11/26/08**	**K3KT71AL**
		Dilution Factor: 1				
Iron	**20600**	**12.4**	**mg/kg**	**SW846 6010B**	**11/25-11/26/08**	**K3KT71AM**
		Dilution Factor: 1				
Manganese	**392**	**1.9**	**mg/kg**	**SW846 6010B**	**11/25-11/26/08**	**K3KT71AN**
		Dilution Factor: 1				
Nickel	**14.4**	**5.0**	**mg/kg**	**SW846 6010B**	**11/25-11/26/08**	**K3KT71AP**
		Dilution Factor: 1				
Potassium	**686**	**620**	**mg/kg**	**SW846 6010B**	**11/25-11/26/08**	**K3KT71AQ**
		Dilution Factor: 1				

(Continued on next page)

Conestoga-Rovers & Associates, Inc.

Client Sample ID: S-017324-112008-JP-058

TOTAL Metals

Lot-Sample #...: A8K240176-008 **Matrix.....:** SO

PARAMETER	RESULT	REPORTING LIMIT	UNITS	METHOD	PREPARATION-ANALYSIS DATE	WORK ORDER #
Silver	ND	1.2	mg/kg	SW846 6010B	11/25-11/26/08	K3KT71AR
		Dilution Factor: 1				
Sodium	ND	620	mg/kg	SW846 6010B	11/25-11/26/08	K3KT71AT
		Dilution Factor: 1				
Vanadium	**27.6**	**6.2**	**mg/kg**	**SW846 6010B**	**11/25-11/26/08**	**K3KT71AU**
		Dilution Factor: 1				
Zinc	**77.7**	**2.5**	**mg/kg**	**SW846 6010B**	**11/25-11/26/08**	**K3KT71AV**
		Dilution Factor: 1				
Mercury	ND	0.12	mg/kg	SW846 7471A	11/25/08	K3KT71AA
		Dilution Factor: 1				

NOTE(S):

Results and reporting limits have been adjusted for dry weight.

Conestoga-Rovers & Associates, Inc.

Client Sample ID: S-017324-112008-JP-058

General Chemistry

Lot-Sample #...: A8K240176-008 **Work Order #...:** K3KT7 **Matrix.....:** SO
Date Sampled...: 11/20/08 10:20 **Date Received..:** 11/21/08
% Moisture.....: 19

PARAMETER	RESULT	RL	UNITS	METHOD	PREPARATION-ANALYSIS DATE	PREP BATCH #
Percent Solids	**80.6**	**10.0**	**%**	**MCAWW 160.3 MOD**	**12/01-12/02/08**	**8336474**

Dilution Factor: 1

Conestoga-Rovers & Associates, Inc.

Client Sample ID: S-017324-112008-NH-021

GC/MS Volatiles

Lot-Sample #...: A8K240176-009 **Work Order #...:** K3KT81AA **Matrix.....:** SO
Date Sampled...: 11/20/08 08:55 **Date Received..:** 11/21/08
Prep Date.....: 12/02/08 **Analysis Date..:** 12/02/08
Prep Batch #...: 8338462
Dilution Factor: 0.82
% Moisture.....: 16 **Method.....:** SW846 8260B

PARAMETER	RESULT	REPORTING LIMIT	UNITS
Acetone	**28**	**19**	**ug/kg**
Benzene	ND	4.9	ug/kg
Bromodichloromethane	ND	4.9	ug/kg
Bromoform	ND	4.9	ug/kg
Bromomethane	ND	4.9	ug/kg
2-Butanone	ND	19	ug/kg
Carbon disulfide	ND	4.9	ug/kg
Carbon tetrachloride	ND	4.9	ug/kg
Chlorobenzene	ND	4.9	ug/kg
Dibromochloromethane	ND	4.9	ug/kg
1,2-Dibromo-3-chloro-propane	ND	9.7	ug/kg
Chloroethane	ND	4.9	ug/kg
Chloroform	ND	4.9	ug/kg
Chloromethane	ND	4.9	ug/kg
Cyclohexane	ND	9.7	ug/kg
1,2-Dibromoethane	ND	4.9	ug/kg
1,2-Dichlorobenzene	ND	4.9	ug/kg
1,3-Dichlorobenzene	ND	4.9	ug/kg
1,4-Dichlorobenzene	ND	4.9	ug/kg
Dichlorodifluoromethane	ND	4.9	ug/kg
1,1-Dichloroethane	ND	4.9	ug/kg
1,2-Dichloroethane	ND	4.9	ug/kg
1,1-Dichloroethene	ND	4.9	ug/kg
cis-1,2-Dichloroethene	ND	4.9	ug/kg
trans-1,2-Dichloroethene	ND	4.9	ug/kg
1,2-Dichloropropane	ND	4.9	ug/kg
cis-1,3-Dichloropropene	ND	4.9	ug/kg
trans-1,3-Dichloropropene	ND	4.9	ug/kg
Ethylbenzene	ND	4.9	ug/kg
Trichlorofluoromethane	ND	4.9	ug/kg
2-Hexanone	ND	19	ug/kg
Isopropylbenzene	ND	4.9	ug/kg
Methyl acetate	ND	9.7	ug/kg
Methylcyclohexane	ND	9.7	ug/kg
Methylene chloride	**11**	**4.9**	**ug/kg**
4-Methyl-2-pentanone	ND	19	ug/kg
Styrene	ND	4.9	ug/kg

(Continued on next page)

Conestoga-Rovers & Associates, Inc.

Client Sample ID: S-017324-112008-NH-021

GC/MS Volatiles

Lot-Sample #...: A8K240176-009 **Work Order #...:** K3KT81AA **Matrix.....:** SO

PARAMETER	RESULT	REPORTING LIMIT	UNITS
1,1,2,2-Tetrachloroethane	ND	4.9	ug/kg
Tetrachloroethene	ND	4.9	ug/kg
Toluene	ND	4.9	ug/kg
1,2,4-Trichloro-benzene	ND	4.9	ug/kg
1,1,1-Trichloroethane	ND	4.9	ug/kg
1,1,2-Trichloroethane	ND	4.9	ug/kg
Trichloroethene	ND	4.9	ug/kg
1,1,2-Trichloro-1,2,2-trifluoroethane	ND	4.9	ug/kg
Vinyl chloride	ND	4.9	ug/kg
Xylenes (total)	ND	9.7	ug/kg
Methyl tert-butyl ether	ND	19	ug/kg

SURROGATE	PERCENT RECOVERY	RECOVERY LIMITS
Dibromofluoromethane	90	(59 - 138)
1,2-Dichloroethane-d4	105	(61 - 130)
Toluene-d8	79	(60 - 143)
4-Bromofluorobenzene	102	(47 - 158)

NOTE(S):

Results and reporting limits have been adjusted for dry weight.

Conestoga-Rovers & Associates, Inc.

Client Sample ID: S-017324-112008-NH-021

GC/MS Volatiles

Lot-Sample #...: A8K240176-009 **Work Order #...:** K3KT82AA **Matrix.....:** SO
Date Sampled...: 11/20/08 08:55 **Date Received..:** 11/21/08
Prep Date.....: 12/01/08 **Analysis Date..:** 12/01/08
Prep Batch #...: 8337379
Dilution Factor: 0.94
% Moisture.....: 16 **Method.....:** SW846 8260B

PARAMETER	RESULT	REPORTING LIMIT	UNITS
Acetone	**36**	**22**	**ug/kg**
Benzene	ND	5.6	ug/kg
Bromodichloromethane	ND	5.6	ug/kg
Bromoform	ND	5.6	ug/kg
Bromomethane	ND	5.6	ug/kg
2-Butanone	ND	22	ug/kg
Carbon disulfide	ND	5.6	ug/kg
Carbon tetrachloride	ND	5.6	ug/kg
Chlorobenzene	ND	5.6	ug/kg
Dibromochloromethane	ND	5.6	ug/kg
1,2-Dibromo-3-chloro-propane	ND	11	ug/kg
Chloroethane	ND	5.6	ug/kg
Chloroform	ND	5.6	ug/kg
Chloromethane	ND	5.6	ug/kg
Cyclohexane	ND	11	ug/kg
1,2-Dibromoethane	ND	5.6	ug/kg
1,2-Dichlorobenzene	ND	5.6	ug/kg
1,3-Dichlorobenzene	ND	5.6	ug/kg
1,4-Dichlorobenzene	ND	5.6	ug/kg
Dichlorodifluoromethane	ND	5.6	ug/kg
1,1-Dichloroethane	ND	5.6	ug/kg
1,2-Dichloroethane	ND	5.6	ug/kg
1,1-Dichloroethene	ND	5.6	ug/kg
cis-1,2-Dichloroethene	ND	5.6	ug/kg
trans-1,2-Dichloroethene	ND	5.6	ug/kg
1,2-Dichloropropane	ND	5.6	ug/kg
cis-1,3-Dichloropropene	ND	5.6	ug/kg
trans-1,3-Dichloropropene	ND	5.6	ug/kg
Ethylbenzene	ND	5.6	ug/kg
Trichlorofluoromethane	ND	5.6	ug/kg
2-Hexanone	ND	22	ug/kg
Isopropylbenzene	ND	5.6	ug/kg
Methyl acetate	ND	11	ug/kg
Methylcyclohexane	ND	11	ug/kg
Methylene chloride	**17**	**5.6**	**ug/kg**
4-Methyl-2-pentanone	ND	22	ug/kg
Styrene	ND	5.6	ug/kg

(Continued on next page)

Conestoga-Rovers & Associates, Inc.

Client Sample ID: S-017324-112008-NH-021

GC/MS Volatiles

Lot-Sample #...: A8K240176-009 **Work Order #...:** K3KT82AA **Matrix.....:** SO

PARAMETER	RESULT	REPORTING LIMIT	UNITS
1,1,2,2-Tetrachloroethane	ND	5.6	ug/kg
Tetrachloroethene	ND	5.6	ug/kg
Toluene	ND	5.6	ug/kg
1,2,4-Trichloro-benzene	ND	5.6	ug/kg
1,1,1-Trichloroethane	ND	5.6	ug/kg
1,1,2-Trichloroethane	ND	5.6	ug/kg
Trichloroethene	ND	5.6	ug/kg
1,1,2-Trichloro-1,2,2-trifluoroethane	ND	5.6	ug/kg
Vinyl chloride	ND	5.6	ug/kg
Xylenes (total)	ND	11	ug/kg
Methyl tert-butyl ether	ND	22	ug/kg

SURROGATE	PERCENT RECOVERY	RECOVERY LIMITS
Dibromofluoromethane	92	(59 - 138)
1,2-Dichloroethane-d4	106	(61 - 130)
Toluene-d8	83	(60 - 143)
4-Bromofluorobenzene	108	(47 - 158)

NOTE(S):

Results and reporting limits have been adjusted for dry weight.

Conestoga-Rovers & Associates, Inc.

Client Sample ID: S-017324-112008-NH-021

General Chemistry

Lot-Sample #...: A8K240176-009 **Work Order #...:** K3KT8 **Matrix.....:** SO
Date Sampled...: 11/20/08 08:55 **Date Received..:** 11/21/08
% Moisture.....: 16

PARAMETER	RESULT	RL	UNITS	METHOD	PREPARATION-ANALYSIS DATE	PREP BATCH #
Percent Solids	**84.4**	**10.0**	**%**	**MCAWW 160.3 MOD**	**12/01-12/02/08**	**8336474**

Dilution Factor: 1

Conestoga-Rovers & Associates, Inc.

Client Sample ID: S-017324-112008-NH-022

GC/MS Volatiles

Lot-Sample #...: A8K240176-010 **Work Order #...:** K3KT91AA **Matrix.....:** SO
Date Sampled...: 11/20/08 09:00 **Date Received..:** 11/21/08
Prep Date.....: 12/02/08 **Analysis Date..:** 12/02/08
Prep Batch #...: 8338462
Dilution Factor: 0.94
% Moisture.....: 18 **Method.....:** SW846 8260B

PARAMETER	RESULT	REPORTING LIMIT	UNITS
Acetone	**44**	**23**	**ug/kg**
Benzene	ND	5.7	ug/kg
Bromodichloromethane	ND	5.7	ug/kg
Bromoform	ND	5.7	ug/kg
Bromomethane	ND	5.7	ug/kg
2-Butanone	ND	23	ug/kg
Carbon disulfide	ND	5.7	ug/kg
Carbon tetrachloride	ND	5.7	ug/kg
Chlorobenzene	ND	5.7	ug/kg
Dibromochloromethane	ND	5.7	ug/kg
1,2-Dibromo-3-chloro-propane	ND	11	ug/kg
Chloroethane	ND	5.7	ug/kg
Chloroform	ND	5.7	ug/kg
Chloromethane	ND	5.7	ug/kg
Cyclohexane	ND	11	ug/kg
1,2-Dibromoethane	ND	5.7	ug/kg
1,2-Dichlorobenzene	ND	5.7	ug/kg
1,3-Dichlorobenzene	ND	5.7	ug/kg
1,4-Dichlorobenzene	ND	5.7	ug/kg
Dichlorodifluoromethane	ND	5.7	ug/kg
1,1-Dichloroethane	ND	5.7	ug/kg
1,2-Dichloroethane	ND	5.7	ug/kg
1,1-Dichloroethene	ND	5.7	ug/kg
cis-1,2-Dichloroethene	ND	5.7	ug/kg
trans-1,2-Dichloroethene	ND	5.7	ug/kg
1,2-Dichloropropane	ND	5.7	ug/kg
cis-1,3-Dichloropropene	ND	5.7	ug/kg
trans-1,3-Dichloropropene	ND	5.7	ug/kg
Ethylbenzene	ND	5.7	ug/kg
Trichlorofluoromethane	ND	5.7	ug/kg
2-Hexanone	ND	23	ug/kg
Isopropylbenzene	ND	5.7	ug/kg
Methyl acetate	ND	11	ug/kg
Methylcyclohexane	ND	11	ug/kg
Methylene chloride	**15**	**5.7**	**ug/kg**
4-Methyl-2-pentanone	ND	23	ug/kg
Styrene	ND	5.7	ug/kg

(Continued on next page)

Conestoga-Rovers & Associates, Inc.

Client Sample ID: S-017324-112008-NH-022

GC/MS Volatiles

Lot-Sample #...: A8K240176-010 **Work Order #...:** K3KT91AA **Matrix.....:** SO

PARAMETER	RESULT	REPORTING LIMIT	UNITS
1,1,2,2-Tetrachloroethane	ND	5.7	ug/kg
Tetrachloroethene	ND	5.7	ug/kg
Toluene	ND	5.7	ug/kg
1,2,4-Trichloro-benzene	ND	5.7	ug/kg
1,1,1-Trichloroethane	ND	5.7	ug/kg
1,1,2-Trichloroethane	ND	5.7	ug/kg
Trichloroethene	ND	5.7	ug/kg
1,1,2-Trichloro-1,2,2-trifluoroethane	ND	5.7	ug/kg
Vinyl chloride	ND	5.7	ug/kg
Xylenes (total)	ND	11	ug/kg
Methyl tert-butyl ether	ND	23	ug/kg

SURROGATE	PERCENT RECOVERY	RECOVERY LIMITS
Dibromofluoromethane	90	(59 - 138)
1,2-Dichloroethane-d4	107	(61 - 130)
Toluene-d8	83	(60 - 143)
4-Bromofluorobenzene	104	(47 - 158)

NOTE(S):

Results and reporting limits have been adjusted for dry weight.

Conestoga-Rovers & Associates, Inc.

Client Sample ID: S-017324-112008-NH-022

General Chemistry

Lot-Sample #...: A8K240176-010 **Work Order #...:** K3KT9 **Matrix.....:** SO
Date Sampled...: 11/20/08 09:00 **Date Received..:** 11/21/08
% Moisture.....: 18

PARAMETER	RESULT	RL	UNITS	METHOD	PREPARATION-ANALYSIS DATE	PREP BATCH #
Percent Solids	**82.0**	**10.0**	**%**	**MCAWW 160.3 MOD**	**12/01-12/02/08**	**8336474**

Dilution Factor: 1

Conestoga-Rovers & Associates, Inc.

Client Sample ID: S-017324-112008-NH-023

GC/MS Semivolatiles

Lot-Sample #...: A8K240176-011 **Work Order #...:** K3KVA1AA **Matrix.....:** SO
Date Sampled...: 11/20/08 09:05 **Date Received..:** 11/21/08
Prep Date.....: 11/26/08 **Analysis Date..:** 12/02/08
Prep Batch #...: 8331026
Dilution Factor: 1
% Moisture.....: 15 **Method.....:** SW846 8270C

PARAMETER	RESULT	REPORTING LIMIT	UNITS
Acenaphthene	ND	390	ug/kg
Acenaphthylene	ND	390	ug/kg
Acetophenone	ND	78	ug/kg
Anthracene	ND	390	ug/kg
Atrazine	ND	390	ug/kg
Benzo(a)anthracene	ND	390	ug/kg
Benzo(a)pyrene	ND	390	ug/kg
Benzo(b)fluoranthene	ND	390	ug/kg
Benzo(ghi)perylene	ND	390	ug/kg
Benzo(k)fluoranthene	ND	390	ug/kg
Benzaldehyde	ND	390	ug/kg
1,1'-Biphenyl	ND	390	ug/kg
bis(2-Chloroethoxy) methane	ND	390	ug/kg
bis(2-Chloroethyl)-ether	ND	390	ug/kg
bis(2-Ethylhexyl) phthalate	ND	390	ug/kg
4-Bromophenyl phenyl ether	ND	390	ug/kg
Butyl benzyl phthalate	ND	390	ug/kg
Caprolactam	ND	390	ug/kg
Carbazole	ND	390	ug/kg
4-Chloroaniline	ND	390	ug/kg
4-Chloro-3-methylphenol	ND	390	ug/kg
2-Chloronaphthalene	ND	390	ug/kg
2-Chlorophenol	ND	390	ug/kg
4-Chlorophenyl phenyl ether	ND	390	ug/kg
Chrysene	ND	390	ug/kg
Dibenz(a,h)anthracene	ND	390	ug/kg
Dibenzofuran	ND	390	ug/kg
3,3'-Dichlorobenzidine	ND	1900	ug/kg
2,4-Dichlorophenol	ND	390	ug/kg
Diethyl phthalate	ND	390	ug/kg
2,4-Dimethylphenol	ND	390	ug/kg
Dimethyl phthalate	ND	390	ug/kg
Di-n-butyl phthalate	ND	390	ug/kg

(Continued on next page)

Conestoga-Rovers & Associates, Inc.

Client Sample ID: S-017324-112008-NH-023

GC/MS Semivolatiles

Lot-Sample #...: A8K240176-011 **Work Order #...:** K3KVA1AA **Matrix.....:** SO

PARAMETER	RESULT	REPORTING LIMIT	UNITS
4,6-Dinitro-2-methylphenol	ND	1900	ug/kg
2,4-Dinitrophenol	ND	1900	ug/kg
2,4-Dinitrotoluene	ND	390	ug/kg
2,6-Dinitrotoluene	ND	390	ug/kg
Di-n-octyl phthalate	ND	390	ug/kg
Fluoranthene	ND	390	ug/kg
Fluorene	ND	390	ug/kg
Hexachlorobenzene	ND	390	ug/kg
Hexachlorobutadiene	ND	390	ug/kg
Hexachlorocyclopenta-diene	ND	1900	ug/kg
Hexachloroethane	ND	390	ug/kg
Indeno(1,2,3-cd)pyrene	ND	390	ug/kg
Isophorone	ND	390	ug/kg
2-Methylnaphthalene	ND	390	ug/kg
2-Methylphenol	ND	390	ug/kg
4-Methylphenol	ND	390	ug/kg
Naphthalene	ND	390	ug/kg
2-Nitroaniline	ND	1900	ug/kg
3-Nitroaniline	ND	1900	ug/kg
4-Nitroaniline	ND	1900	ug/kg
Nitrobenzene	ND	390	ug/kg
2-Nitrophenol	ND	390	ug/kg
4-Nitrophenol	ND	1900	ug/kg
N-Nitrosodi-n-propyl-amine	ND	390	ug/kg
N-Nitrosodiphenylamine	ND	390	ug/kg
2,2'-oxybis (1-Chloropropane)	ND	390	ug/kg
Pentachlorophenol	ND	390	ug/kg
Phenanthrene	ND	390	ug/kg
Phenol	ND	390	ug/kg
Pyrene	ND	390	ug/kg
2,4,5-Trichloro-phenol	ND	390	ug/kg
2,4,6-Trichloro-phenol	ND	390	ug/kg

(Continued on next page)

Conestoga-Rovers & Associates, Inc.

Client Sample ID: S-017324-112008-NH-023

GC/MS Semivolatiles

Lot-Sample #...: A8K240176-011 **Work Order #...:** K3KVA1AA **Matrix.....:** SO

SURROGATE	PERCENT RECOVERY	RECOVERY LIMITS
Nitrobenzene-d5	66	(24 - 112)
2-Fluorobiphenyl	69	(34 - 110)
Terphenyl-d14	92	(41 - 119)
Phenol-d5	76	(28 - 110)
2-Fluorophenol	84	(26 - 110)
2,4,6-Tribromophenol	59	(10 - 118)

NOTE(S):

Results and reporting limits have been adjusted for dry weight.

Conestoga-Rovers & Associates, Inc.

Client Sample ID: S-017324-112008-NH-023

GC Semivolatiles

Lot-Sample #...: A8K240176-011 **Work Order #...:** K3KVA1AE **Matrix.....:** SO
Date Sampled...: 11/20/08 09:05 **Date Received..:** 11/21/08
Prep Date.....: 11/25/08 **Analysis Date..:** 12/01/08
Prep Batch #...: 8330028
Dilution Factor: 1
% Moisture.....: 15 **Method.....:** SW846 8082

PARAMETER	RESULT	REPORTING LIMIT	UNITS
Aroclor 1016	ND	39	ug/kg
Aroclor 1221	ND	39	ug/kg
Aroclor 1232	ND	39	ug/kg
Aroclor 1242	ND	39	ug/kg
Aroclor 1248	ND	39	ug/kg
Aroclor 1254	ND	39	ug/kg
Aroclor 1260	ND	39	ug/kg

SURROGATE	PERCENT RECOVERY	RECOVERY LIMITS
Tetrachloro-m-xylene	91	(10 - 196)
Decachlorobiphenyl	83	(10 - 199)

NOTE(S):

Results and reporting limits have been adjusted for dry weight.

Conestoga-Rovers & Associates, Inc.

Client Sample ID: S-017324-112008-NH-023

TOTAL Metals

Lot-Sample #...: A8K240176-011 **Matrix.....:** SO
Date Sampled...: 11/20/08 09:05 **Date Received..:** 11/21/08
% Moisture.....: 15

PARAMETER	RESULT	REPORTING LIMIT	UNITS	METHOD	PREPARATION-ANALYSIS DATE	WORK ORDER #
Prep Batch #...: 8330017						
Aluminum	**9410**	**23.4**	**mg/kg**	**SW846 6010B**	**11/25-11/26/08**	**K3KVA1AH**
		Dilution Factor: 1				
Arsenic	**7.8**	**1.2**	**mg/kg**	**SW846 6010B**	**11/25-11/26/08**	**K3KVA1CW**
		Dilution Factor: 1				
Lead	**27.7**	**0.35**	**mg/kg**	**SW846 6010B**	**11/25-11/26/08**	**K3KVA1C1**
		Dilution Factor: 1				
Antimony	ND	7.0	mg/kg	SW846 6010B	11/25-11/26/08	K3KVA1AL
		Dilution Factor: 1				
Selenium	ND	0.59	mg/kg	SW846 6010B	11/25-11/26/08	K3KVA1C4
		Dilution Factor: 1				
Thallium	ND	1.2	mg/kg	SW846 6010B	11/25-11/26/08	K3KVA1C7
		Dilution Factor: 1				
Cadmium	ND	0.59	mg/kg	SW846 6010B	11/25-11/26/08	K3KVA1AP
		Dilution Factor: 1				
Chromium	**13.2**	**1.2**	**mg/kg**	**SW846 6010B**	**11/25-11/26/08**	**K3KVA1AT**
		Dilution Factor: 1				
Cobalt	**6.9**	**5.9**	**mg/kg**	**SW846 6010B**	**11/25-11/26/08**	**K3KVA1AW**
		Dilution Factor: 1				
Copper	**15.8**	**2.9**	**mg/kg**	**SW846 6010B**	**11/25-11/26/08**	**K3KVA1A1**
		Dilution Factor: 1				
Iron	**16900**	**11.7**	**mg/kg**	**SW846 6010B**	**11/25-11/26/08**	**K3KVA1A4**
		Dilution Factor: 1				
Manganese	**509**	**1.8**	**mg/kg**	**SW846 6010B**	**11/25-11/26/08**	**K3KVA1A7**
		Dilution Factor: 1				
Nickel	**17.3**	**4.7**	**mg/kg**	**SW846 6010B**	**11/25-11/26/08**	**K3KVA1CA**
		Dilution Factor: 1				
Potassium	**632**	**586**	**mg/kg**	**SW846 6010B**	**11/25-11/26/08**	**K3KVA1CE**
		Dilution Factor: 1				

(Continued on next page)

Conestoga-Rovers & Associates, Inc.

Client Sample ID: S-017324-112008-NH-023

TOTAL Metals

Lot-Sample #...: A8K240176-011 **Matrix.....:** SO

PARAMETER	RESULT	REPORTING LIMIT	UNITS	METHOD	PREPARATION-ANALYSIS DATE	WORK ORDER #
Silver	ND	1.2	mg/kg	SW846 6010B	11/25-11/26/08	K3KVA1CH
		Dilution Factor: 1				
Sodium	ND	586	mg/kg	SW846 6010B	11/25-11/26/08	K3KVA1CL
		Dilution Factor: 1				
Vanadium	**21.6**	**5.9**	**mg/kg**	**SW846 6010B**	**11/25-11/26/08**	**K3KVA1CP**
		Dilution Factor: 1				
Zinc	**55.0**	**2.3**	**mg/kg**	**SW846 6010B**	**11/25-11/26/08**	**K3KVA1CT**
		Dilution Factor: 1				
Mercury	ND	0.12	mg/kg	SW846 7471A	11/25/08	K3KVA1DA
		Dilution Factor: 1				

NOTE(S):

Results and reporting limits have been adjusted for dry weight.

Conestoga-Rovers & Associates, Inc.

Client Sample ID: S-017324-112008-NH-023

General Chemistry

Lot-Sample #...: A8K240176-011 **Work Order #...:** K3KVA **Matrix.....:** SO
Date Sampled...: 11/20/08 09:05 **Date Received..:** 11/21/08
% Moisture.....: 15

PARAMETER	RESULT	RL	UNITS	METHOD	PREPARATION-ANALYSIS DATE	PREP BATCH #
Percent Solids	**85.3**	**10.0**	**%**	**MCAWW 160.3 MOD**	**12/01-12/02/08**	**8336474**

Dilution Factor: 1

Conestoga-Rovers & Associates, Inc.

Client Sample ID: S-017324-112008-NH-024

GC/MS Volatiles

Lot-Sample #...: A8K240176-012 **Work Order #...:** K3KVC1AA **Matrix.....:** SO
Date Sampled...: 11/20/08 09:10 **Date Received..:** 11/21/08
Prep Date.....: 12/02/08 **Analysis Date..:** 12/02/08
Prep Batch #...: 8338462
Dilution Factor: 0.87
% Moisture.....: 16 **Method.....:** SW846 8260B

PARAMETER	RESULT	REPORTING LIMIT	UNITS
Acetone	**72**	**21**	**ug/kg**
Benzene	ND	5.2	ug/kg
Bromodichloromethane	ND	5.2	ug/kg
Bromoform	ND	5.2	ug/kg
Bromomethane	ND	5.2	ug/kg
2-Butanone	ND	21	ug/kg
Carbon disulfide	ND	5.2	ug/kg
Carbon tetrachloride	ND	5.2	ug/kg
Chlorobenzene	ND	5.2	ug/kg
Dibromochloromethane	ND	5.2	ug/kg
1,2-Dibromo-3-chloro-propane	ND	10	ug/kg
Chloroethane	ND	5.2	ug/kg
Chloroform	ND	5.2	ug/kg
Chloromethane	ND	5.2	ug/kg
Cyclohexane	ND	10	ug/kg
1,2-Dibromoethane	ND	5.2	ug/kg
1,2-Dichlorobenzene	ND	5.2	ug/kg
1,3-Dichlorobenzene	ND	5.2	ug/kg
1,4-Dichlorobenzene	ND	5.2	ug/kg
Dichlorodifluoromethane	ND	5.2	ug/kg
1,1-Dichloroethane	ND	5.2	ug/kg
1,2-Dichloroethane	ND	5.2	ug/kg
1,1-Dichloroethene	ND	5.2	ug/kg
cis-1,2-Dichloroethene	ND	5.2	ug/kg
trans-1,2-Dichloroethene	ND	5.2	ug/kg
1,2-Dichloropropane	ND	5.2	ug/kg
cis-1,3-Dichloropropene	ND	5.2	ug/kg
trans-1,3-Dichloropropene	ND	5.2	ug/kg
Ethylbenzene	ND	5.2	ug/kg
Trichlorofluoromethane	ND	5.2	ug/kg
2-Hexanone	ND	21	ug/kg
Isopropylbenzene	ND	5.2	ug/kg
Methyl acetate	ND	10	ug/kg
Methylcyclohexane	ND	10	ug/kg
Methylene chloride	**16**	**5.2**	**ug/kg**
4-Methyl-2-pentanone	ND	21	ug/kg
Styrene	ND	5.2	ug/kg

(Continued on next page)

Conestoga-Rovers & Associates, Inc.

Client Sample ID: S-017324-112008-NH-024

GC/MS Volatiles

Lot-Sample #...: A8K240176-012 **Work Order #...:** K3KVC1AA **Matrix.....:** SO

PARAMETER	RESULT	REPORTING LIMIT	UNITS
1,1,2,2-Tetrachloroethane	ND	5.2	ug/kg
Tetrachloroethene	ND	5.2	ug/kg
Toluene	ND	5.2	ug/kg
1,2,4-Trichloro-benzene	ND	5.2	ug/kg
1,1,1-Trichloroethane	ND	5.2	ug/kg
1,1,2-Trichloroethane	ND	5.2	ug/kg
Trichloroethene	ND	5.2	ug/kg
1,1,2-Trichloro-1,2,2-trifluoroethane	ND	5.2	ug/kg
Vinyl chloride	ND	5.2	ug/kg
Xylenes (total)	ND	10	ug/kg
Methyl tert-butyl ether	ND	21	ug/kg

SURROGATE	PERCENT RECOVERY	RECOVERY LIMITS
Dibromofluoromethane	90	(59 - 138)
1,2-Dichloroethane-d4	104	(61 - 130)
Toluene-d8	81	(60 - 143)
4-Bromofluorobenzene	100	(47 - 158)

NOTE(S):

Results and reporting limits have been adjusted for dry weight.

Conestoga-Rovers & Associates, Inc.

Client Sample ID: S-017324-112008-NH-024

General Chemistry

Lot-Sample #...: A8K240176-012 **Work Order #...:** K3KVC **Matrix.....:** SO
Date Sampled...: 11/20/08 09:10 **Date Received..:** 11/21/08
% Moisture.....: 16

PARAMETER	RESULT	RL	UNITS	METHOD	PREPARATION-ANALYSIS DATE	PREP BATCH #
Percent Solids	**84.1**	**10.0**	**%**	**MCAWW 160.3 MOD**	**12/01-12/02/08**	**8336474**

Dilution Factor: 1

Conestoga-Rovers & Associates, Inc.

Client Sample ID: S-017324-112008-NH-025

GC/MS Semivolatiles

Lot-Sample #...: A8K240176-013 **Work Order #...:** K3KVD1AA **Matrix.....:** SO
Date Sampled...: 11/20/08 09:25 **Date Received..:** 11/21/08
Prep Date.....: 11/26/08 **Analysis Date..:** 12/02/08
Prep Batch #...: 8331026
Dilution Factor: 1
% Moisture.....: 20 **Method.....:** SW846 8270C

PARAMETER	RESULT	REPORTING LIMIT	UNITS
Acenaphthene	ND	410	ug/kg
Acenaphthylene	ND	410	ug/kg
Acetophenone	ND	83	ug/kg
Anthracene	ND	410	ug/kg
Atrazine	ND	410	ug/kg
Benzo(a)anthracene	ND	410	ug/kg
Benzo(a)pyrene	ND	410	ug/kg
Benzo(b)fluoranthene	ND	410	ug/kg
Benzo(ghi)perylene	ND	410	ug/kg
Benzo(k)fluoranthene	ND	410	ug/kg
Benzaldehyde	ND	410	ug/kg
1,1'-Biphenyl	ND	410	ug/kg
bis(2-Chloroethoxy) methane	ND	410	ug/kg
bis(2-Chloroethyl)-ether	ND	410	ug/kg
bis(2-Ethylhexyl) phthalate	ND	410	ug/kg
4-Bromophenyl phenyl ether	ND	410	ug/kg
Butyl benzyl phthalate	ND	410	ug/kg
Caprolactam	ND	410	ug/kg
Carbazole	ND	410	ug/kg
4-Chloroaniline	ND	410	ug/kg
4-Chloro-3-methylphenol	ND	410	ug/kg
2-Chloronaphthalene	ND	410	ug/kg
2-Chlorophenol	ND	410	ug/kg
4-Chlorophenyl phenyl ether	ND	410	ug/kg
Chrysene	ND	410	ug/kg
Dibenz(a,h)anthracene	ND	410	ug/kg
Dibenzofuran	ND	410	ug/kg
3,3'-Dichlorobenzidine	ND	2000	ug/kg
2,4-Dichlorophenol	ND	410	ug/kg
Diethyl phthalate	ND	410	ug/kg
2,4-Dimethylphenol	ND	410	ug/kg
Dimethyl phthalate	ND	410	ug/kg
Di-n-butyl phthalate	ND	410	ug/kg

(Continued on next page)

Conestoga-Rovers & Associates, Inc.

Client Sample ID: S-017324-112008-NH-025

GC/MS Semivolatiles

Lot-Sample #...: A8K240176-013 **Work Order #...:** K3KVD1AA **Matrix.....:** SO

PARAMETER	RESULT	REPORTING LIMIT	UNITS
4,6-Dinitro-2-methylphenol	ND	2000	ug/kg
2,4-Dinitrophenol	ND	2000	ug/kg
2,4-Dinitrotoluene	ND	410	ug/kg
2,6-Dinitrotoluene	ND	410	ug/kg
Di-n-octyl phthalate	ND	410	ug/kg
Fluoranthene	ND	410	ug/kg
Fluorene	ND	410	ug/kg
Hexachlorobenzene	ND	410	ug/kg
Hexachlorobutadiene	ND	410	ug/kg
Hexachlorocyclopenta-diene	ND	2000	ug/kg
Hexachloroethane	ND	410	ug/kg
Indeno(1,2,3-cd)pyrene	ND	410	ug/kg
Isophorone	ND	410	ug/kg
2-Methylnaphthalene	ND	410	ug/kg
2-Methylphenol	ND	410	ug/kg
4-Methylphenol	ND	410	ug/kg
Naphthalene	ND	410	ug/kg
2-Nitroaniline	ND	2000	ug/kg
3-Nitroaniline	ND	2000	ug/kg
4-Nitroaniline	ND	2000	ug/kg
Nitrobenzene	ND	410	ug/kg
2-Nitrophenol	ND	410	ug/kg
4-Nitrophenol	ND	2000	ug/kg
N-Nitrosodi-n-propyl-amine	ND	410	ug/kg
N-Nitrosodiphenylamine	ND	410	ug/kg
2,2'-oxybis (1-Chloropropane)	ND	410	ug/kg
Pentachlorophenol	ND	410	ug/kg
Phenanthrene	ND	410	ug/kg
Phenol	ND	410	ug/kg
Pyrene	ND	410	ug/kg
2,4,5-Trichloro-phenol	ND	410	ug/kg
2,4,6-Trichloro-phenol	ND	410	ug/kg

(Continued on next page)

Conestoga-Rovers & Associates, Inc.

Client Sample ID: S-017324-112008-NH-025

GC/MS Semivolatiles

Lot-Sample #...: A8K240176-013 **Work Order #...:** K3KVD1AA **Matrix.....:** SO

SURROGATE	PERCENT RECOVERY	RECOVERY LIMITS
Nitrobenzene-d5	57	(24 - 112)
2-Fluorobiphenyl	62	(34 - 110)
Terphenyl-d14	80	(41 - 119)
Phenol-d5	67	(28 - 110)
2-Fluorophenol	75	(26 - 110)
2,4,6-Tribromophenol	61	(10 - 118)

NOTE(S):

Results and reporting limits have been adjusted for dry weight.

Conestoga-Rovers & Associates, Inc.

Client Sample ID: S-017324-112008-NH-025

GC Semivolatiles

Lot-Sample #...: A8K240176-013 **Work Order #...:** K3KVD1AC **Matrix.....:** SO
Date Sampled...: 11/20/08 09:25 **Date Received..:** 11/21/08
Prep Date.....: 11/25/08 **Analysis Date..:** 12/01/08
Prep Batch #...: 8330028
Dilution Factor: 1
% Moisture.....: 20 **Method.....:** SW846 8082

PARAMETER	RESULT	REPORTING LIMIT	UNITS
Aroclor 1016	ND	41	ug/kg
Aroclor 1221	ND	41	ug/kg
Aroclor 1232	ND	41	ug/kg
Aroclor 1242	ND	41	ug/kg
Aroclor 1248	ND	41	ug/kg
Aroclor 1254	ND	41	ug/kg
Aroclor 1260	ND	41	ug/kg

SURROGATE	PERCENT RECOVERY	RECOVERY LIMITS
Tetrachloro-m-xylene	89	(10 - 196)
Decachlorobiphenyl	88	(10 - 199)

NOTE(S):

Results and reporting limits have been adjusted for dry weight.

Conestoga-Rovers & Associates, Inc.

Client Sample ID: S-017324-112008-NH-025

TOTAL Metals

Lot-Sample #...: A8K240176-013 **Matrix.....:** SO
Date Sampled...: 11/20/08 09:25 **Date Received..:** 11/21/08
% Moisture.....: 20

PARAMETER	RESULT	REPORTING LIMIT	UNITS	METHOD	PREPARATION-ANALYSIS DATE	WORK ORDER #
Prep Batch #...: 8330017						
Aluminum	**6780**	**25.0**	**mg/kg**	**SW846 6010B**	**11/25-11/26/08**	**K3KVD1AD**
		Dilution Factor: 1				
Arsenic	**8.1**	**1.3**	**mg/kg**	**SW846 6010B**	**11/25-11/26/08**	**K3KVD1AU**
		Dilution Factor: 1				
Lead	**62.2**	**0.38**	**mg/kg**	**SW846 6010B**	**11/25-11/26/08**	**K3KVD1AV**
		Dilution Factor: 1				
Antimony	ND	7.5	mg/kg	SW846 6010B	11/25-11/26/08	K3KVD1AE
		Dilution Factor: 1				
Selenium	ND	0.63	mg/kg	SW846 6010B	11/25-11/26/08	K3KVD1AW
		Dilution Factor: 1				
Thallium	ND	1.3	mg/kg	SW846 6010B	11/25-11/26/08	K3KVD1AX
		Dilution Factor: 1				
Cadmium	ND	0.63	mg/kg	SW846 6010B	11/25-11/26/08	K3KVD1AF
		Dilution Factor: 1				
Chromium	**11.3**	**1.3**	**mg/kg**	**SW846 6010B**	**11/25-11/26/08**	**K3KVD1AG**
		Dilution Factor: 1				
Cobalt	**7.6**	**6.3**	**mg/kg**	**SW846 6010B**	**11/25-11/26/08**	**K3KVD1AH**
		Dilution Factor: 1				
Copper	**19.0**	**3.1**	**mg/kg**	**SW846 6010B**	**11/25-11/26/08**	**K3KVD1AJ**
		Dilution Factor: 1				
Iron	**15000**	**12.5**	**mg/kg**	**SW846 6010B**	**11/25-11/26/08**	**K3KVD1AK**
		Dilution Factor: 1				
Manganese	**424**	**1.9**	**mg/kg**	**SW846 6010B**	**11/25-11/26/08**	**K3KVD1AL**
		Dilution Factor: 1				
Nickel	**18.4**	**5.0**	**mg/kg**	**SW846 6010B**	**11/25-11/26/08**	**K3KVD1AM**
		Dilution Factor: 1				
Potassium	**822**	**626**	**mg/kg**	**SW846 6010B**	**11/25-11/26/08**	**K3KVD1AN**
		Dilution Factor: 1				

(Continued on next page)

Conestoga-Rovers & Associates, Inc.

Client Sample ID: S-017324-112008-NH-025

TOTAL Metals

Lot-Sample #...: A8K240176-013 **Matrix.....:** SO

PARAMETER	RESULT	REPORTING LIMIT	UNITS	METHOD	PREPARATION-ANALYSIS DATE	WORK ORDER #
Silver	ND	1.3	mg/kg	SW846 6010B	11/25-11/26/08	K3KVD1AP
		Dilution Factor: 1				
Sodium	ND	626	mg/kg	SW846 6010B	11/25-11/26/08	K3KVD1AQ
		Dilution Factor: 1				
Vanadium	**18.9**	**6.3**	**mg/kg**	**SW846 6010B**	**11/25-11/26/08**	**K3KVD1AR**
		Dilution Factor: 1				
Zinc	**88.2**	**2.5**	**mg/kg**	**SW846 6010B**	**11/25-11/26/08**	**K3KVD1AT**
		Dilution Factor: 1				
Mercury	ND	0.13	mg/kg	SW846 7471A	11/25/08	K3KVD1A0
		Dilution Factor: 1				

NOTE(S):

Results and reporting limits have been adjusted for dry weight.

Conestoga-Rovers & Associates, Inc.

Client Sample ID: S-017324-112008-NH-025

General Chemistry

Lot-Sample #...: A8K240176-013 **Work Order #...:** K3KVD **Matrix.....:** SO
Date Sampled...: 11/20/08 09:25 **Date Received..:** 11/21/08
% Moisture.....: 20

PARAMETER	RESULT	RL	UNITS	METHOD	PREPARATION-ANALYSIS DATE	PREP BATCH #
Percent Solids	**79.9**	**10.0**	**%**	**MCAWW 160.3 MOD**	**12/01-12/02/08**	**8336474**

Dilution Factor: 1

Conestoga-Rovers & Associates, Inc.

Client Sample ID: S-017324-112008-NH-026

GC/MS Volatiles

Lot-Sample #...: A8K240176-014 **Work Order #...:** K3KVF1AA **Matrix.....:** SO
Date Sampled...: 11/20/08 09:30 **Date Received..:** 11/21/08
Prep Date.....: 12/02/08 **Analysis Date..:** 12/02/08
Prep Batch #...: 8338462
Dilution Factor: 0.88
% Moisture.....: 21 **Method.....:** SW846 8260B

PARAMETER	RESULT	REPORTING LIMIT	UNITS
Acetone	ND	22	ug/kg
Benzene	ND	5.5	ug/kg
Bromodichloromethane	ND	5.5	ug/kg
Bromoform	ND	5.5	ug/kg
Bromomethane	ND	5.5	ug/kg
2-Butanone	ND	22	ug/kg
Carbon disulfide	ND	5.5	ug/kg
Carbon tetrachloride	ND	5.5	ug/kg
Chlorobenzene	ND	5.5	ug/kg
Dibromochloromethane	ND	5.5	ug/kg
1,2-Dibromo-3-chloro-propane	ND	11	ug/kg
Chloroethane	ND	5.5	ug/kg
Chloroform	ND	5.5	ug/kg
Chloromethane	ND	5.5	ug/kg
Cyclohexane	ND	11	ug/kg
1,2-Dibromoethane	ND	5.5	ug/kg
1,2-Dichlorobenzene	ND	5.5	ug/kg
1,3-Dichlorobenzene	ND	5.5	ug/kg
1,4-Dichlorobenzene	ND	5.5	ug/kg
Dichlorodifluoromethane	ND	5.5	ug/kg
1,1-Dichloroethane	ND	5.5	ug/kg
1,2-Dichloroethane	ND	5.5	ug/kg
1,1-Dichloroethene	ND	5.5	ug/kg
cis-1,2-Dichloroethene	ND	5.5	ug/kg
trans-1,2-Dichloroethene	ND	5.5	ug/kg
1,2-Dichloropropane	ND	5.5	ug/kg
cis-1,3-Dichloropropene	ND	5.5	ug/kg
trans-1,3-Dichloropropene	ND	5.5	ug/kg
Ethylbenzene	ND	5.5	ug/kg
Trichlorofluoromethane	ND	5.5	ug/kg
2-Hexanone	ND	22	ug/kg
Isopropylbenzene	ND	5.5	ug/kg
Methyl acetate	ND	11	ug/kg
Methylcyclohexane	ND	11	ug/kg
Methylene chloride	**18**	**5.5**	**ug/kg**
4-Methyl-2-pentanone	ND	22	ug/kg
Styrene	ND	5.5	ug/kg

(Continued on next page)

Conestoga-Rovers & Associates, Inc.

Client Sample ID: S-017324-112008-NH-026

GC/MS Volatiles

Lot-Sample #...: A8K240176-014 **Work Order #...:** K3KVF1AA **Matrix.....:** SO

PARAMETER	RESULT	REPORTING LIMIT	UNITS
1,1,2,2-Tetrachloroethane	ND	5.5	ug/kg
Tetrachloroethene	ND	5.5	ug/kg
Toluene	ND	5.5	ug/kg
1,2,4-Trichloro-benzene	ND	5.5	ug/kg
1,1,1-Trichloroethane	ND	5.5	ug/kg
1,1,2-Trichloroethane	ND	5.5	ug/kg
Trichloroethene	ND	5.5	ug/kg
1,1,2-Trichloro-1,2,2-trifluoroethane	ND	5.5	ug/kg
Vinyl chloride	ND	5.5	ug/kg
Xylenes (total)	ND	11	ug/kg
Methyl tert-butyl ether	ND	22	ug/kg

SURROGATE	PERCENT RECOVERY	RECOVERY LIMITS
Dibromofluoromethane	89	(59 - 138)
1,2-Dichloroethane-d4	105	(61 - 130)
Toluene-d8	78	(60 - 143)
4-Bromofluorobenzene	94	(47 - 158)

NOTE(S):

Results and reporting limits have been adjusted for dry weight.

Conestoga-Rovers & Associates, Inc.

Client Sample ID: S-017324-112008-NH-026

General Chemistry

Lot-Sample #...: A8K240176-014 **Work Order #...:** K3KVF **Matrix.....:** SO
Date Sampled...: 11/20/08 09:30 **Date Received..:** 11/21/08
% Moisture.....: 21

PARAMETER	RESULT	RL	UNITS	METHOD	PREPARATION-ANALYSIS DATE	PREP BATCH #
Percent Solids	**79.5**	**10.0**	**%**	**MCAWW 160.3 MOD**	**12/01-12/02/08**	**8336478**

Dilution Factor: 1

Conestoga-Rovers & Associates, Inc.

Client Sample ID: S-017324-112008-NH-027

GC/MS Semivolatiles

Lot-Sample #...: A8K240176-015 **Work Order #...:** K3KVR1AA **Matrix.....:** SO
Date Sampled...: 11/20/08 09:45 **Date Received..:** 11/21/08
Prep Date.....: 11/26/08 **Analysis Date..:** 12/02/08
Prep Batch #...: 8331026
Dilution Factor: 1
% Moisture.....: 23 **Method.....:** SW846 8270C

PARAMETER	RESULT	REPORTING LIMIT	UNITS
Acenaphthene	ND	430	ug/kg
Acenaphthylene	ND	430	ug/kg
Acetophenone	ND	86	ug/kg
Anthracene	ND	430	ug/kg
Atrazine	ND	430	ug/kg
Benzo(a)anthracene	ND	430	ug/kg
Benzo(a)pyrene	ND	430	ug/kg
Benzo(b)fluoranthene	ND	430	ug/kg
Benzo(ghi)perylene	ND	430	ug/kg
Benzo(k)fluoranthene	ND	430	ug/kg
Benzaldehyde	ND	430	ug/kg
1,1'-Biphenyl	ND	430	ug/kg
bis(2-Chloroethoxy) methane	ND	430	ug/kg
bis(2-Chloroethyl)-ether	ND	430	ug/kg
bis(2-Ethylhexyl) phthalate	ND	430	ug/kg
4-Bromophenyl phenyl ether	ND	430	ug/kg
Butyl benzyl phthalate	ND	430	ug/kg
Caprolactam	ND	430	ug/kg
Carbazole	ND	430	ug/kg
4-Chloroaniline	ND	430	ug/kg
4-Chloro-3-methylphenol	ND	430	ug/kg
2-Chloronaphthalene	ND	430	ug/kg
2-Chlorophenol	ND	430	ug/kg
4-Chlorophenyl phenyl ether	ND	430	ug/kg
Chrysene	ND	430	ug/kg
Dibenz(a,h)anthracene	ND	430	ug/kg
Dibenzofuran	ND	430	ug/kg
3,3'-Dichlorobenzidine	ND	2100	ug/kg
2,4-Dichlorophenol	ND	430	ug/kg
Diethyl phthalate	ND	430	ug/kg
2,4-Dimethylphenol	ND	430	ug/kg
Dimethyl phthalate	ND	430	ug/kg
Di-n-butyl phthalate	ND	430	ug/kg

(Continued on next page)

Conestoga-Rovers & Associates, Inc.

Client Sample ID: S-017324-112008-NH-027

GC/MS Semivolatiles

Lot-Sample #...: A8K240176-015 **Work Order #...:** K3KVR1AA **Matrix.....:** SO

PARAMETER	RESULT	REPORTING LIMIT	UNITS
4,6-Dinitro-2-methylphenol	ND	2100	ug/kg
2,4-Dinitrophenol	ND	2100	ug/kg
2,4-Dinitrotoluene	ND	430	ug/kg
2,6-Dinitrotoluene	ND	430	ug/kg
Di-n-octyl phthalate	ND	430	ug/kg
Fluoranthene	ND	430	ug/kg
Fluorene	ND	430	ug/kg
Hexachlorobenzene	ND	430	ug/kg
Hexachlorobutadiene	ND	430	ug/kg
Hexachlorocyclopenta-diene	ND	2100	ug/kg
Hexachloroethane	ND	430	ug/kg
Indeno(1,2,3-cd)pyrene	ND	430	ug/kg
Isophorone	ND	430	ug/kg
2-Methylnaphthalene	ND	430	ug/kg
2-Methylphenol	ND	430	ug/kg
4-Methylphenol	ND	430	ug/kg
Naphthalene	ND	430	ug/kg
2-Nitroaniline	ND	2100	ug/kg
3-Nitroaniline	ND	2100	ug/kg
4-Nitroaniline	ND	2100	ug/kg
Nitrobenzene	ND	430	ug/kg
2-Nitrophenol	ND	430	ug/kg
4-Nitrophenol	ND	2100	ug/kg
N-Nitrosodi-n-propyl-amine	ND	430	ug/kg
N-Nitrosodiphenylamine	ND	430	ug/kg
2,2'-oxybis (1-Chloropropane)	ND	430	ug/kg
Pentachlorophenol	ND	430	ug/kg
Phenanthrene	ND	430	ug/kg
Phenol	ND	430	ug/kg
Pyrene	ND	430	ug/kg
2,4,5-Trichloro-phenol	ND	430	ug/kg
2,4,6-Trichloro-phenol	ND	430	ug/kg

(Continued on next page)

Conestoga-Rovers & Associates, Inc.

Client Sample ID: S-017324-112008-NH-027

GC/MS Semivolatiles

Lot-Sample #...: A8K240176-015 **Work Order #...:** K3KVR1AA **Matrix.....:** SO

SURROGATE	PERCENT RECOVERY	RECOVERY LIMITS
Nitrobenzene-d5	52	(24 - 112)
2-Fluorobiphenyl	54	(34 - 110)
Terphenyl-d14	72	(41 - 119)
Phenol-d5	55	(28 - 110)
2-Fluorophenol	63	(26 - 110)
2,4,6-Tribromophenol	56	(10 - 118)

NOTE(S):

Results and reporting limits have been adjusted for dry weight.

Conestoga-Rovers & Associates, Inc.

Client Sample ID: S-017324-112008-NH-027

GC Semivolatiles

Lot-Sample #...: A8K240176-015 **Work Order #...:** K3KVR1AC **Matrix.....:** SO
Date Sampled...: 11/20/08 09:45 **Date Received..:** 11/21/08
Prep Date.....: 11/25/08 **Analysis Date..:** 12/01/08
Prep Batch #...: 8330028
Dilution Factor: 1
% Moisture.....: 23 **Method.....:** SW846 8082

PARAMETER	RESULT	REPORTING LIMIT	UNITS
Aroclor 1016	ND	43	ug/kg
Aroclor 1221	ND	43	ug/kg
Aroclor 1232	ND	43	ug/kg
Aroclor 1242	ND	43	ug/kg
Aroclor 1248	ND	43	ug/kg
Aroclor 1254	ND	43	ug/kg
Aroclor 1260	ND	43	ug/kg

SURROGATE	PERCENT RECOVERY	RECOVERY LIMITS
Tetrachloro-m-xylene	96	(10 - 196)
Decachlorobiphenyl	87	(10 - 199)

NOTE(S):

Results and reporting limits have been adjusted for dry weight.

Conestoga-Rovers & Associates, Inc.

Client Sample ID: S-017324-112008-NH-027

TOTAL Metals

Lot-Sample #...: A8K240176-015 **Matrix.....:** SO
Date Sampled...: 11/20/08 09:45 **Date Received..:** 11/21/08
% Moisture.....: 23

PARAMETER	RESULT	REPORTING LIMIT	UNITS	METHOD	PREPARATION-ANALYSIS DATE	WORK ORDER #
Prep Batch #...: 8330017						
Aluminum	**9600**	**25.8**	**mg/kg**	**SW846 6010B**	**11/25-11/26/08**	**K3KVR1AD**
		Dilution Factor: 1				
Arsenic	**8.3**	**1.3**	**mg/kg**	**SW846 6010B**	**11/25-11/26/08**	**K3KVR1AU**
		Dilution Factor: 1				
Lead	**13.0**	**0.39**	**mg/kg**	**SW846 6010B**	**11/25-11/26/08**	**K3KVR1AV**
		Dilution Factor: 1				
Antimony	ND	7.8	mg/kg	SW846 6010B	11/25-11/26/08	K3KVR1AE
		Dilution Factor: 1				
Selenium	ND	0.65	mg/kg	SW846 6010B	11/25-11/26/08	K3KVR1AW
		Dilution Factor: 1				
Thallium	ND	1.3	mg/kg	SW846 6010B	11/25-11/26/08	K3KVR1AX
		Dilution Factor: 1				
Cadmium	ND	0.65	mg/kg	SW846 6010B	11/25-11/26/08	K3KVR1AF
		Dilution Factor: 1				
Chromium	**14.2**	**1.3**	**mg/kg**	**SW846 6010B**	**11/25-11/26/08**	**K3KVR1AG**
		Dilution Factor: 1				
Cobalt	**7.7**	**6.5**	**mg/kg**	**SW846 6010B**	**11/25-11/26/08**	**K3KVR1AH**
		Dilution Factor: 1				
Copper	**16.2**	**3.2**	**mg/kg**	**SW846 6010B**	**11/25-11/26/08**	**K3KVR1AJ**
		Dilution Factor: 1				
Iron	**19300**	**12.9**	**mg/kg**	**SW846 6010B**	**11/25-11/26/08**	**K3KVR1AK**
		Dilution Factor: 1				
Manganese	**754**	**1.9**	**mg/kg**	**SW846 6010B**	**11/25-11/26/08**	**K3KVR1AL**
		Dilution Factor: 1				
Nickel	**18.9**	**5.2**	**mg/kg**	**SW846 6010B**	**11/25-11/26/08**	**K3KVR1AM**
		Dilution Factor: 1				
Potassium	**775**	**646**	**mg/kg**	**SW846 6010B**	**11/25-11/26/08**	**K3KVR1AN**
		Dilution Factor: 1				

(Continued on next page)

Conestoga-Rovers & Associates, Inc.

Client Sample ID: S-017324-112008-NH-027

TOTAL Metals

Lot-Sample #...: A8K240176-015 **Matrix.....:** SO

PARAMETER	RESULT	REPORTING LIMIT	UNITS	METHOD	PREPARATION-ANALYSIS DATE	WORK ORDER #
Silver	ND	1.3	mg/kg	SW846 6010B	11/25-11/26/08	K3KVR1AP
		Dilution Factor: 1				
Sodium	ND	646	mg/kg	SW846 6010B	11/25-11/26/08	K3KVR1AQ
		Dilution Factor: 1				
Vanadium	**25.7**	**6.5**	**mg/kg**	**SW846 6010B**	**11/25-11/26/08**	**K3KVR1AR**
		Dilution Factor: 1				
Zinc	**50.6**	**2.6**	**mg/kg**	**SW846 6010B**	**11/25-11/26/08**	**K3KVR1AT**
		Dilution Factor: 1				
Mercury	ND	0.13	mg/kg	SW846 7471A	11/25/08	K3KVR1A0
		Dilution Factor: 1				

NOTE(S):

Results and reporting limits have been adjusted for dry weight.

Conestoga-Rovers & Associates, Inc.

Client Sample ID: S-017324-112008-NH-027

General Chemistry

Lot-Sample #...: A8K240176-015 **Work Order #...:** K3KVR **Matrix.....:** SO
Date Sampled...: 11/20/08 09:45 **Date Received..:** 11/21/08
% Moisture.....: 23

PARAMETER	RESULT	RL	UNITS	METHOD	PREPARATION-ANALYSIS DATE	PREP BATCH #
Percent Solids	**77.4**	**10.0**	**%**	**MCAWW 160.3 MOD**	**12/01-12/02/08**	**8336478**

Dilution Factor: 1

Conestoga-Rovers & Associates, Inc.

Client Sample ID: S-017324-112008-NH-028

GC/MS Volatiles

Lot-Sample #...: A8K240176-016 **Work Order #...:** K3KV01AA **Matrix.....:** SO
Date Sampled...: 11/20/08 09:50 **Date Received..:** 11/21/08
Prep Date.....: 12/02/08 **Analysis Date..:** 12/02/08
Prep Batch #...: 8338462
Dilution Factor: 0.89
% Moisture.....: 22 **Method.....:** SW846 8260B

PARAMETER	RESULT	REPORTING LIMIT	UNITS
Acetone	**29**	**23**	**ug/kg**
Benzene	ND	5.7	ug/kg
Bromodichloromethane	ND	5.7	ug/kg
Bromoform	ND	5.7	ug/kg
Bromomethane	ND	5.7	ug/kg
2-Butanone	ND	23	ug/kg
Carbon disulfide	ND	5.7	ug/kg
Carbon tetrachloride	ND	5.7	ug/kg
Chlorobenzene	ND	5.7	ug/kg
Dibromochloromethane	ND	5.7	ug/kg
1,2-Dibromo-3-chloro-propane	ND	11	ug/kg
Chloroethane	ND	5.7	ug/kg
Chloroform	ND	5.7	ug/kg
Chloromethane	ND	5.7	ug/kg
Cyclohexane	ND	11	ug/kg
1,2-Dibromoethane	ND	5.7	ug/kg
1,2-Dichlorobenzene	ND	5.7	ug/kg
1,3-Dichlorobenzene	ND	5.7	ug/kg
1,4-Dichlorobenzene	ND	5.7	ug/kg
Dichlorodifluoromethane	ND	5.7	ug/kg
1,1-Dichloroethane	ND	5.7	ug/kg
1,2-Dichloroethane	ND	5.7	ug/kg
1,1-Dichloroethene	ND	5.7	ug/kg
cis-1,2-Dichloroethene	ND	5.7	ug/kg
trans-1,2-Dichloroethene	ND	5.7	ug/kg
1,2-Dichloropropane	ND	5.7	ug/kg
cis-1,3-Dichloropropene	ND	5.7	ug/kg
trans-1,3-Dichloropropene	ND	5.7	ug/kg
Ethylbenzene	ND	5.7	ug/kg
Trichlorofluoromethane	ND	5.7	ug/kg
2-Hexanone	ND	23	ug/kg
Isopropylbenzene	ND	5.7	ug/kg
Methyl acetate	ND	11	ug/kg
Methylcyclohexane	ND	11	ug/kg
Methylene chloride	**15**	**5.7**	**ug/kg**
4-Methyl-2-pentanone	ND	23	ug/kg
Styrene	ND	5.7	ug/kg

(Continued on next page)

Conestoga-Rovers & Associates, Inc.

Client Sample ID: S-017324-112008-NH-028

GC/MS Volatiles

Lot-Sample #...: A8K240176-016 **Work Order #...:** K3KV01AA **Matrix.....:** SO

PARAMETER	RESULT	REPORTING LIMIT	UNITS
1,1,2,2-Tetrachloroethane	ND	5.7	ug/kg
Tetrachloroethene	ND	5.7	ug/kg
Toluene	ND	5.7	ug/kg
1,2,4-Trichloro-benzene	ND	5.7	ug/kg
1,1,1-Trichloroethane	ND	5.7	ug/kg
1,1,2-Trichloroethane	ND	5.7	ug/kg
Trichloroethene	ND	5.7	ug/kg
1,1,2-Trichloro-1,2,2-trifluoroethane	ND	5.7	ug/kg
Vinyl chloride	ND	5.7	ug/kg
Xylenes (total)	ND	11	ug/kg
Methyl tert-butyl ether	ND	23	ug/kg

SURROGATE	PERCENT RECOVERY	RECOVERY LIMITS
Dibromofluoromethane	91	(59 - 138)
1,2-Dichloroethane-d4	109	(61 - 130)
Toluene-d8	75	(60 - 143)
4-Bromofluorobenzene	89	(47 - 158)

NOTE(S):

Results and reporting limits have been adjusted for dry weight.

Conestoga-Rovers & Associates, Inc.

Client Sample ID: S-017324-112008-NH-028

General Chemistry

Lot-Sample #...: A8K240176-016 **Work Order #...:** K3KV0 **Matrix.....:** SO
Date Sampled...: 11/20/08 09:50 **Date Received..:** 11/21/08
% Moisture.....: 22

PARAMETER	RESULT	RL	UNITS	METHOD	PREPARATION-ANALYSIS DATE	PREP BATCH #
Percent Solids	**78.5**	**10.0**	**%**	**MCAWW 160.3 MOD**	**12/01-12/02/08**	**8336478**

Dilution Factor: 1

Conestoga-Rovers & Associates, Inc.

Client Sample ID: S-017324-112008-NH-029

GC/MS Semivolatiles

Lot-Sample #...: A8K240176-017 **Work Order #...:** K3KV11AA **Matrix.....:** SO
Date Sampled...: 11/20/08 10:20 **Date Received..:** 11/21/08
Prep Date.....: 11/26/08 **Analysis Date..:** 12/02/08
Prep Batch #...: 8331026
Dilution Factor: 1
% Moisture.....: 20 **Method.....:** SW846 8270C

PARAMETER	RESULT	REPORTING LIMIT	UNITS
Acenaphthene	ND	410	ug/kg
Acenaphthylene	ND	410	ug/kg
Acetophenone	ND	83	ug/kg
Anthracene	ND	410	ug/kg
Atrazine	ND	410	ug/kg
Benzo(a)anthracene	ND	410	ug/kg
Benzo(a)pyrene	ND	410	ug/kg
Benzo(b)fluoranthene	ND	410	ug/kg
Benzo(ghi)perylene	ND	410	ug/kg
Benzo(k)fluoranthene	ND	410	ug/kg
Benzaldehyde	ND	410	ug/kg
1,1'-Biphenyl	ND	410	ug/kg
bis(2-Chloroethoxy) methane	ND	410	ug/kg
bis(2-Chloroethyl)-ether	ND	410	ug/kg
bis(2-Ethylhexyl) phthalate	ND	410	ug/kg
4-Bromophenyl phenyl ether	ND	410	ug/kg
Butyl benzyl phthalate	ND	410	ug/kg
Caprolactam	ND	410	ug/kg
Carbazole	ND	410	ug/kg
4-Chloroaniline	ND	410	ug/kg
4-Chloro-3-methylphenol	ND	410	ug/kg
2-Chloronaphthalene	ND	410	ug/kg
2-Chlorophenol	ND	410	ug/kg
4-Chlorophenyl phenyl ether	ND	410	ug/kg
Chrysene	ND	410	ug/kg
Dibenz(a,h)anthracene	ND	410	ug/kg
Dibenzofuran	ND	410	ug/kg
3,3'-Dichlorobenzidine	ND	2000	ug/kg
2,4-Dichlorophenol	ND	410	ug/kg
Diethyl phthalate	ND	410	ug/kg
2,4-Dimethylphenol	ND	410	ug/kg
Dimethyl phthalate	ND	410	ug/kg
Di-n-butyl phthalate	ND	410	ug/kg

(Continued on next page)

Conestoga-Rovers & Associates, Inc.

Client Sample ID: S-017324-112008-NH-029

GC/MS Semivolatiles

Lot-Sample #...: A8K240176-017 **Work Order #...:** K3KV11AA **Matrix.....:** SO

PARAMETER	RESULT	REPORTING LIMIT	UNITS
4,6-Dinitro-2-methylphenol	ND	2000	ug/kg
2,4-Dinitrophenol	ND	2000	ug/kg
2,4-Dinitrotoluene	ND	410	ug/kg
2,6-Dinitrotoluene	ND	410	ug/kg
Di-n-octyl phthalate	ND	410	ug/kg
Fluoranthene	ND	410	ug/kg
Fluorene	ND	410	ug/kg
Hexachlorobenzene	ND	410	ug/kg
Hexachlorobutadiene	ND	410	ug/kg
Hexachlorocyclopenta-diene	ND	2000	ug/kg
Hexachloroethane	ND	410	ug/kg
Indeno(1,2,3-cd)pyrene	ND	410	ug/kg
Isophorone	ND	410	ug/kg
2-Methylnaphthalene	ND	410	ug/kg
2-Methylphenol	ND	410	ug/kg
4-Methylphenol	ND	410	ug/kg
Naphthalene	ND	410	ug/kg
2-Nitroaniline	ND	2000	ug/kg
3-Nitroaniline	ND	2000	ug/kg
4-Nitroaniline	ND	2000	ug/kg
Nitrobenzene	ND	410	ug/kg
2-Nitrophenol	ND	410	ug/kg
4-Nitrophenol	ND	2000	ug/kg
N-Nitrosodi-n-propyl-amine	ND	410	ug/kg
N-Nitrosodiphenylamine	ND	410	ug/kg
2,2'-oxybis (1-Chloropropane)	ND	410	ug/kg
Pentachlorophenol	ND	410	ug/kg
Phenanthrene	ND	410	ug/kg
Phenol	ND	410	ug/kg
Pyrene	ND	410	ug/kg
2,4,5-Trichloro-phenol	ND	410	ug/kg
2,4,6-Trichloro-phenol	ND	410	ug/kg

(Continued on next page)

Conestoga-Rovers & Associates, Inc.

Client Sample ID: S-017324-112008-NH-029

GC/MS Semivolatiles

Lot-Sample #...: A8K240176-017 **Work Order #...:** K3KV11AA **Matrix.....:** SO

SURROGATE	PERCENT RECOVERY	RECOVERY LIMITS
Nitrobenzene-d5	54	(24 - 112)
2-Fluorobiphenyl	58	(34 - 110)
Terphenyl-d14	84	(41 - 119)
Phenol-d5	59	(28 - 110)
2-Fluorophenol	67	(26 - 110)
2,4,6-Tribromophenol	58	(10 - 118)

NOTE(S):

Results and reporting limits have been adjusted for dry weight.

Conestoga-Rovers & Associates, Inc.

Client Sample ID: S-017324-112008-NH-029

GC Semivolatiles

Lot-Sample #...: A8K240176-017 **Work Order #...:** K3KV11AC **Matrix.....:** SO
Date Sampled...: 11/20/08 10:20 **Date Received..:** 11/21/08
Prep Date.....: 11/25/08 **Analysis Date..:** 12/01/08
Prep Batch #...: 8330028
Dilution Factor: 1
% Moisture.....: 20 **Method.....:** SW846 8082

PARAMETER	RESULT	REPORTING LIMIT	UNITS
Aroclor 1016	ND	41	ug/kg
Aroclor 1221	ND	41	ug/kg
Aroclor 1232	ND	41	ug/kg
Aroclor 1242	ND	41	ug/kg
Aroclor 1248	ND	41	ug/kg
Aroclor 1254	ND	41	ug/kg
Aroclor 1260	ND	41	ug/kg

SURROGATE	PERCENT RECOVERY	RECOVERY LIMITS
Tetrachloro-m-xylene	83	(10 - 196)
Decachlorobiphenyl	76	(10 - 199)

NOTE(S):

Results and reporting limits have been adjusted for dry weight.

Conestoga-Rovers & Associates, Inc.

Client Sample ID: S-017324-112008-NH-029

TOTAL Metals

Lot-Sample #...: A8K240176-017 **Matrix.....:** SO
Date Sampled...: 11/20/08 10:20 **Date Received..:** 11/21/08
% Moisture.....: 20

PARAMETER	RESULT	REPORTING LIMIT	UNITS	METHOD	PREPARATION-ANALYSIS DATE	WORK ORDER #
Prep Batch #...: 8330017						
Aluminum	**12300**	**24.9**	**mg/kg**	**SW846 6010B**	**11/25-11/26/08**	**K3KV11AD**
		Dilution Factor: 1				
Arsenic	**8.7**	**1.2**	**mg/kg**	**SW846 6010B**	**11/25-11/26/08**	**K3KV11AU**
		Dilution Factor: 1				
Lead	**19.0**	**0.37**	**mg/kg**	**SW846 6010B**	**11/25-11/26/08**	**K3KV11AV**
		Dilution Factor: 1				
Antimony	ND	7.5	mg/kg	SW846 6010B	11/25-11/26/08	K3KV11AE
		Dilution Factor: 1				
Selenium	ND	0.62	mg/kg	SW846 6010B	11/25-11/26/08	K3KV11AW
		Dilution Factor: 1				
Thallium	ND	1.2	mg/kg	SW846 6010B	11/25-11/26/08	K3KV11AX
		Dilution Factor: 1				
Cadmium	ND	0.62	mg/kg	SW846 6010B	11/25-11/26/08	K3KV11AF
		Dilution Factor: 1				
Chromium	**16.7**	**1.2**	**mg/kg**	**SW846 6010B**	**11/25-11/26/08**	**K3KV11AG**
		Dilution Factor: 1				
Cobalt	**11.1**	**6.2**	**mg/kg**	**SW846 6010B**	**11/25-11/26/08**	**K3KV11AH**
		Dilution Factor: 1				
Copper	**18.0**	**3.1**	**mg/kg**	**SW846 6010B**	**11/25-11/26/08**	**K3KV11AJ**
		Dilution Factor: 1				
Iron	**22000**	**12.4**	**mg/kg**	**SW846 6010B**	**11/25-11/26/08**	**K3KV11AK**
		Dilution Factor: 1				
Manganese	**1250**	**1.9**	**mg/kg**	**SW846 6010B**	**11/25-11/26/08**	**K3KV11AL**
		Dilution Factor: 1				
Nickel	**23.6**	**5.0**	**mg/kg**	**SW846 6010B**	**11/25-11/26/08**	**K3KV11AM**
		Dilution Factor: 1				
Potassium	**916**	**621**	**mg/kg**	**SW846 6010B**	**11/25-11/26/08**	**K3KV11AN**
		Dilution Factor: 1				

(Continued on next page)

Conestoga-Rovers & Associates, Inc.

Client Sample ID: S-017324-112008-NH-029

TOTAL Metals

Lot-Sample #...: A8K240176-017 **Matrix.....:** SO

PARAMETER	RESULT	REPORTING LIMIT	UNITS	METHOD	PREPARATION-ANALYSIS DATE	WORK ORDER #
Silver	ND	1.2	mg/kg	SW846 6010B	11/25-11/26/08	K3KV11AP
		Dilution Factor: 1				
Sodium	ND	621	mg/kg	SW846 6010B	11/25-11/26/08	K3KV11AQ
		Dilution Factor: 1				
Vanadium	**28.0**	**6.2**	**mg/kg**	**SW846 6010B**	**11/25-11/26/08**	**K3KV11AR**
		Dilution Factor: 1				
Zinc	**60.9**	**2.5**	**mg/kg**	**SW846 6010B**	**11/25-11/26/08**	**K3KV11AT**
		Dilution Factor: 1				
Mercury	ND	0.12	mg/kg	SW846 7471A	11/25/08	K3KV11A0
		Dilution Factor: 1				

NOTE(S):

Results and reporting limits have been adjusted for dry weight.

Conestoga-Rovers & Associates, Inc.

Client Sample ID: S-017324-112008-NH-029

General Chemistry

Lot-Sample #...: A8K240176-017 **Work Order #...:** K3KV1 **Matrix.....:** SO
Date Sampled...: 11/20/08 10:20 **Date Received..:** 11/21/08
% Moisture.....: 20

PARAMETER	RESULT	RL	UNITS	METHOD	PREPARATION-ANALYSIS DATE	PREP BATCH #
Percent Solids	**80.5**	**10.0**	**%**	**MCAWW 160.3 MOD**	**12/01-12/02/08**	**8336478**

Dilution Factor: 1

Conestoga-Rovers & Associates, Inc.

Client Sample ID: S-017324-112008-NH-030

GC/MS Volatiles

Lot-Sample #...: A8K240176-018 **Work Order #...:** K3KV31AA **Matrix.....:** SO
Date Sampled...: 11/20/08 10:30 **Date Received..:** 11/21/08
Prep Date.....: 12/02/08 **Analysis Date..:** 12/02/08
Prep Batch #...: 8338462
Dilution Factor: 0.84
% Moisture.....: 22 **Method.....:** SW846 8260B

PARAMETER	RESULT	REPORTING LIMIT	UNITS
Acetone	ND	21	ug/kg
Benzene	ND	5.4	ug/kg
Bromodichloromethane	ND	5.4	ug/kg
Bromoform	ND	5.4	ug/kg
Bromomethane	ND	5.4	ug/kg
2-Butanone	ND	21	ug/kg
Carbon disulfide	ND	5.4	ug/kg
Carbon tetrachloride	ND	5.4	ug/kg
Chlorobenzene	ND	5.4	ug/kg
Dibromochloromethane	ND	5.4	ug/kg
1,2-Dibromo-3-chloro-propane	ND	11	ug/kg
Chloroethane	ND	5.4	ug/kg
Chloroform	ND	5.4	ug/kg
Chloromethane	ND	5.4	ug/kg
Cyclohexane	ND	11	ug/kg
1,2-Dibromoethane	ND	5.4	ug/kg
1,2-Dichlorobenzene	ND	5.4	ug/kg
1,3-Dichlorobenzene	ND	5.4	ug/kg
1,4-Dichlorobenzene	ND	5.4	ug/kg
Dichlorodifluoromethane	ND	5.4	ug/kg
1,1-Dichloroethane	ND	5.4	ug/kg
1,2-Dichloroethane	ND	5.4	ug/kg
1,1-Dichloroethene	ND	5.4	ug/kg
cis-1,2-Dichloroethene	ND	5.4	ug/kg
trans-1,2-Dichloroethene	ND	5.4	ug/kg
1,2-Dichloropropane	ND	5.4	ug/kg
cis-1,3-Dichloropropene	ND	5.4	ug/kg
trans-1,3-Dichloropropene	ND	5.4	ug/kg
Ethylbenzene	ND	5.4	ug/kg
Trichlorofluoromethane	ND	5.4	ug/kg
2-Hexanone	ND	21	ug/kg
Isopropylbenzene	ND	5.4	ug/kg
Methyl acetate	ND	11	ug/kg
Methylcyclohexane	ND	11	ug/kg
Methylene chloride	**17**	**5.4**	**ug/kg**
4-Methyl-2-pentanone	ND	21	ug/kg
Styrene	ND	5.4	ug/kg

(Continued on next page)

Conestoga-Rovers & Associates, Inc.

Client Sample ID: S-017324-112008-NH-030

GC/MS Volatiles

Lot-Sample #...: A8K240176-018 **Work Order #...:** K3KV31AA **Matrix.....:** SO

PARAMETER	RESULT	REPORTING LIMIT	UNITS
1,1,2,2-Tetrachloroethane	ND	5.4	ug/kg
Tetrachloroethene	ND	5.4	ug/kg
Toluene	ND	5.4	ug/kg
1,2,4-Trichloro-benzene	ND	5.4	ug/kg
1,1,1-Trichloroethane	ND	5.4	ug/kg
1,1,2-Trichloroethane	ND	5.4	ug/kg
Trichloroethene	ND	5.4	ug/kg
1,1,2-Trichloro-1,2,2-trifluoroethane	ND	5.4	ug/kg
Vinyl chloride	ND	5.4	ug/kg
Xylenes (total)	ND	11	ug/kg
Methyl tert-butyl ether	ND	21	ug/kg

SURROGATE	PERCENT RECOVERY	RECOVERY LIMITS
Dibromofluoromethane	91	(59 - 138)
1,2-Dichloroethane-d4	106	(61 - 130)
Toluene-d8	78	(60 - 143)
4-Bromofluorobenzene	95	(47 - 158)

NOTE(S):

Results and reporting limits have been adjusted for dry weight.

Conestoga-Rovers & Associates, Inc.

Client Sample ID: S-017324-112008-NH-030

General Chemistry

Lot-Sample #...: A8K240176-018 **Work Order #...:** K3KV3 **Matrix.....:** SO
Date Sampled...: 11/20/08 10:30 **Date Received..:** 11/21/08
% Moisture.....: 22

PARAMETER	RESULT	RL	UNITS	METHOD	PREPARATION-ANALYSIS DATE	PREP BATCH #
Percent Solids	**78.3**	**10.0**	**%**	**MCAWW 160.3 MOD**	**12/01-12/02/08**	**8336478**

Dilution Factor: 1

Conestoga-Rovers & Associates, Inc.

Client Sample ID: S-017324-112008-NH-031

GC/MS Semivolatiles

Lot-Sample #...: A8K240176-019 **Work Order #...:** K3KV51AD **Matrix.....:** SO
Date Sampled...: 11/20/08 10:50 **Date Received..:** 11/21/08
Prep Date.....: 11/26/08 **Analysis Date..:** 12/02/08
Prep Batch #...: 8331026
Dilution Factor: 1
% Moisture.....: 11 **Method.....:** SW846 8270C

PARAMETER	RESULT	REPORTING LIMIT	UNITS
Acenaphthene	ND	370	ug/kg
Acenaphthylene	ND	370	ug/kg
Acetophenone	ND	75	ug/kg
Anthracene	ND	370	ug/kg
Atrazine	ND	370	ug/kg
Benzo(a)anthracene	ND	370	ug/kg
Benzo(a)pyrene	ND	370	ug/kg
Benzo(b)fluoranthene	ND	370	ug/kg
Benzo(ghi)perylene	ND	370	ug/kg
Benzo(k)fluoranthene	ND	370	ug/kg
Benzaldehyde	ND	370	ug/kg
1,1'-Biphenyl	ND	370	ug/kg
bis(2-Chloroethoxy) methane	ND	370	ug/kg
bis(2-Chloroethyl)-ether	ND	370	ug/kg
bis(2-Ethylhexyl) phthalate	ND	370	ug/kg
4-Bromophenyl phenyl ether	ND	370	ug/kg
Butyl benzyl phthalate	ND	370	ug/kg
Caprolactam	ND	370	ug/kg
Carbazole	ND	370	ug/kg
4-Chloroaniline	ND	370	ug/kg
4-Chloro-3-methylphenol	ND	370	ug/kg
2-Chloronaphthalene	ND	370	ug/kg
2-Chlorophenol	ND	370	ug/kg
4-Chlorophenyl phenyl ether	ND	370	ug/kg
Chrysene	ND	370	ug/kg
Dibenz(a,h)anthracene	ND	370	ug/kg
Dibenzofuran	ND	370	ug/kg
3,3'-Dichlorobenzidine	ND	1800	ug/kg
2,4-Dichlorophenol	ND	370	ug/kg
Diethyl phthalate	ND	370	ug/kg
2,4-Dimethylphenol	ND	370	ug/kg
Dimethyl phthalate	ND	370	ug/kg
Di-n-butyl phthalate	ND	370	ug/kg

(Continued on next page)

Conestoga-Rovers & Associates, Inc.

Client Sample ID: S-017324-112008-NH-031

GC/MS Semivolatiles

Lot-Sample #...: A8K240176-019 **Work Order #...:** K3KV51AD **Matrix.....:** SO

PARAMETER	RESULT	REPORTING LIMIT	UNITS
4,6-Dinitro-2-methylphenol	ND	1800	ug/kg
2,4-Dinitrophenol	ND	1800	ug/kg
2,4-Dinitrotoluene	ND	370	ug/kg
2,6-Dinitrotoluene	ND	370	ug/kg
Di-n-octyl phthalate	ND	370	ug/kg
Fluoranthene	ND	370	ug/kg
Fluorene	ND	370	ug/kg
Hexachlorobenzene	ND	370	ug/kg
Hexachlorobutadiene	ND	370	ug/kg
Hexachlorocyclopenta-diene	ND	1800	ug/kg
Hexachloroethane	ND	370	ug/kg
Indeno(1,2,3-cd)pyrene	ND	370	ug/kg
Isophorone	ND	370	ug/kg
2-Methylnaphthalene	ND	370	ug/kg
2-Methylphenol	ND	370	ug/kg
4-Methylphenol	ND	370	ug/kg
Naphthalene	ND	370	ug/kg
2-Nitroaniline	ND	1800	ug/kg
3-Nitroaniline	ND	1800	ug/kg
4-Nitroaniline	ND	1800	ug/kg
Nitrobenzene	ND	370	ug/kg
2-Nitrophenol	ND	370	ug/kg
4-Nitrophenol	ND	1800	ug/kg
N-Nitrosodi-n-propyl-amine	ND	370	ug/kg
N-Nitrosodiphenylamine	ND	370	ug/kg
2,2'-oxybis (1-Chloropropane)	ND	370	ug/kg
Pentachlorophenol	ND	370	ug/kg
Phenanthrene	ND	370	ug/kg
Phenol	ND	370	ug/kg
Pyrene	ND	370	ug/kg
2,4,5-Trichloro-phenol	ND	370	ug/kg
2,4,6-Trichloro-phenol	ND	370	ug/kg

(Continued on next page)

Conestoga-Rovers & Associates, Inc.

Client Sample ID: S-017324-112008-NH-031

GC/MS Semivolatiles

Lot-Sample #...: A8K240176-019 **Work Order #...:** K3KV51AD **Matrix.....:** SO

SURROGATE	PERCENT RECOVERY	RECOVERY LIMITS
Nitrobenzene-d5	63	(24 - 112)
2-Fluorobiphenyl	65	(34 - 110)
Terphenyl-d14	87	(41 - 119)
Phenol-d5	68	(28 - 110)
2-Fluorophenol	77	(26 - 110)
2,4,6-Tribromophenol	61	(10 - 118)

NOTE(S):

Results and reporting limits have been adjusted for dry weight.

Conestoga-Rovers & Associates, Inc.

Client Sample ID: S-017324-112008-NH-031

GC Semivolatiles

Lot-Sample #...: A8K240176-019 **Work Order #...:** K3KV51AE **Matrix.....:** SO
Date Sampled...: 11/20/08 10:50 **Date Received..:** 11/21/08
Prep Date.....: 11/25/08 **Analysis Date..:** 12/01/08
Prep Batch #...: 8330028
Dilution Factor: 1
% Moisture.....: 11 **Method.....:** SW846 8082

PARAMETER	RESULT	REPORTING LIMIT	UNITS
Aroclor 1016	ND	37	ug/kg
Aroclor 1221	ND	37	ug/kg
Aroclor 1232	ND	37	ug/kg
Aroclor 1242	ND	37	ug/kg
Aroclor 1248	ND	37	ug/kg
Aroclor 1254	ND	37	ug/kg
Aroclor 1260	ND	37	ug/kg

SURROGATE	PERCENT RECOVERY	RECOVERY LIMITS
Tetrachloro-m-xylene	87	(10 - 196)
Decachlorobiphenyl	82	(10 - 199)

NOTE(S):

Results and reporting limits have been adjusted for dry weight.

Conestoga-Rovers & Associates, Inc.

Client Sample ID: S-017324-112008-NH-031

TOTAL Metals

Lot-Sample #...: A8K240176-019 **Matrix.....:** SO
Date Sampled...: 11/20/08 10:50 **Date Received..:** 11/21/08
% Moisture.....: 11

PARAMETER	RESULT	REPORTING LIMIT	UNITS	METHOD	PREPARATION-ANALYSIS DATE	WORK ORDER #
Prep Batch #...: 8330017						
Aluminum	**7740**	**22.6**	**mg/kg**	**SW846 6010B**	**11/25-11/26/08**	**K3KV51AF**
		Dilution Factor: 1				
Arsenic	**8.8**	**1.1**	**mg/kg**	**SW846 6010B**	**11/25-11/26/08**	**K3KV51AW**
		Dilution Factor: 1				
Lead	**10.0**	**0.34**	**mg/kg**	**SW846 6010B**	**11/25-11/26/08**	**K3KV51AX**
		Dilution Factor: 1				
Antimony	ND	6.8	mg/kg	SW846 6010B	11/25-11/26/08	K3KV51AG
		Dilution Factor: 1				
Selenium	ND	0.56	mg/kg	SW846 6010B	11/25-11/26/08	K3KV51A0
		Dilution Factor: 1				
Thallium	ND	1.1	mg/kg	SW846 6010B	11/25-11/26/08	K3KV51A1
		Dilution Factor: 1				
Cadmium	ND	0.56	mg/kg	SW846 6010B	11/25-11/26/08	K3KV51AH
		Dilution Factor: 1				
Chromium	**12.0**	**1.1**	**mg/kg**	**SW846 6010B**	**11/25-11/26/08**	**K3KV51AJ**
		Dilution Factor: 1				
Cobalt	**6.1**	**5.6**	**mg/kg**	**SW846 6010B**	**11/25-11/26/08**	**K3KV51AK**
		Dilution Factor: 1				
Copper	**16.3**	**2.8**	**mg/kg**	**SW846 6010B**	**11/25-11/26/08**	**K3KV51AL**
		Dilution Factor: 1				
Iron	**16100**	**11.3**	**mg/kg**	**SW846 6010B**	**11/25-11/26/08**	**K3KV51AM**
		Dilution Factor: 1				
Manganese	**364**	**1.7**	**mg/kg**	**SW846 6010B**	**11/25-11/26/08**	**K3KV51AN**
		Dilution Factor: 1				
Nickel	**20.1**	**4.5**	**mg/kg**	**SW846 6010B**	**11/25-11/26/08**	**K3KV51AP**
		Dilution Factor: 1				
Potassium	**862**	**564**	**mg/kg**	**SW846 6010B**	**11/25-11/26/08**	**K3KV51AQ**
		Dilution Factor: 1				

(Continued on next page)

Conestoga-Rovers & Associates, Inc.

Client Sample ID: S-017324-112008-NH-031

TOTAL Metals

Lot-Sample #...: A8K240176-019 **Matrix.....:** SO

PARAMETER	RESULT	REPORTING LIMIT	UNITS	METHOD	PREPARATION-ANALYSIS DATE	WORK ORDER #
Silver	ND	1.1	mg/kg	SW846 6010B	11/25-11/26/08	K3KV51AR
		Dilution Factor: 1				
Sodium	ND	564	mg/kg	SW846 6010B	11/25-11/26/08	K3KV51AT
		Dilution Factor: 1				
Vanadium	**19.3**	**5.6**	**mg/kg**	**SW846 6010B**	**11/25-11/26/08**	**K3KV51AU**
		Dilution Factor: 1				
Zinc	**53.0**	**2.3**	**mg/kg**	**SW846 6010B**	**11/25-11/26/08**	**K3KV51AV**
		Dilution Factor: 1				
Mercury	ND	0.11	mg/kg	SW846 7471A	11/25/08	K3KV51AA
		Dilution Factor: 1				

NOTE(S):

Results and reporting limits have been adjusted for dry weight.

Conestoga-Rovers & Associates, Inc.

Client Sample ID: S-017324-112008-NH-031

General Chemistry

Lot-Sample #...: A8K240176-019 **Work Order #...:** K3KV5 **Matrix.....:** SO
Date Sampled...: 11/20/08 10:50 **Date Received..:** 11/21/08
% Moisture.....: 11

PARAMETER	RESULT	RL	UNITS	METHOD	PREPARATION-ANALYSIS DATE	PREP BATCH #
Percent Solids	**88.7**	**10.0**	**%**	**MCAWW 160.3 MOD**	**12/01-12/02/08**	**8336478**

Dilution Factor: 1

TestAmerica
THE LEADER IN ENVIRONMENTAL TESTING

QUALITY CONTROL SECTION

METHOD BLANK REPORT

GC/MS Volatiles

Client Lot #...: 8K18217 **Work Order #...:** K3PLM1AA **Matrix.....:** SOLID
MB Lot-Sample #: A8K260000-294

Prep Date.....: 11/25/08
Analysis Date..: 11/25/08 **Prep Batch #...:** 8331294
Dilution Factor: 1

PARAMETER	RESULT	REPORTING LIMIT	UNITS	METHOD
Acetone	ND	20	ug/kg	SW846 8260B
Benzene	ND	5.0	ug/kg	SW846 8260B
Bromodichloromethane	ND	5.0	ug/kg	SW846 8260B
Bromoform	ND	5.0	ug/kg	SW846 8260B
Bromomethane	ND	5.0	ug/kg	SW846 8260B
2-Butanone	ND	20	ug/kg	SW846 8260B
Carbon disulfide	ND	5.0	ug/kg	SW846 8260B
Carbon tetrachloride	ND	5.0	ug/kg	SW846 8260B
Chlorobenzene	ND	5.0	ug/kg	SW846 8260B
Dibromochloromethane	ND	5.0	ug/kg	SW846 8260B
1,2-Dibromo-3-chloro-propane	ND	10	ug/kg	SW846 8260B
Chloroethane	ND	5.0	ug/kg	SW846 8260B
Chloroform	ND	5.0	ug/kg	SW846 8260B
Chloromethane	ND	5.0	ug/kg	SW846 8260B
Cyclohexane	ND	10	ug/kg	SW846 8260B
1,2-Dibromoethane	ND	5.0	ug/kg	SW846 8260B
1,2-Dichlorobenzene	ND	5.0	ug/kg	SW846 8260B
1,3-Dichlorobenzene	ND	5.0	ug/kg	SW846 8260B
1,4-Dichlorobenzene	ND	5.0	ug/kg	SW846 8260B
Dichlorodifluoromethane	ND	5.0	ug/kg	SW846 8260B
1,1-Dichloroethane	ND	5.0	ug/kg	SW846 8260B
1,2-Dichloroethane	ND	5.0	ug/kg	SW846 8260B
1,1-Dichloroethene	ND	5.0	ug/kg	SW846 8260B
cis-1,2-Dichloroethene	ND	5.0	ug/kg	SW846 8260B
trans-1,2-Dichloroethene	ND	5.0	ug/kg	SW846 8260B
1,2-Dichloropropane	ND	5.0	ug/kg	SW846 8260B
cis-1,3-Dichloropropene	ND	5.0	ug/kg	SW846 8260B
trans-1,3-Dichloropropene	ND	5.0	ug/kg	SW846 8260B
Ethylbenzene	ND	5.0	ug/kg	SW846 8260B
Trichlorofluoromethane	ND	5.0	ug/kg	SW846 8260B
2-Hexanone	ND	20	ug/kg	SW846 8260B
Isopropylbenzene	ND	5.0	ug/kg	SW846 8260B
Methyl acetate	ND	10	ug/kg	SW846 8260B
Methylcyclohexane	ND	10	ug/kg	SW846 8260B
Methylene chloride	ND	5.0	ug/kg	SW846 8260B
4-Methyl-2-pentanone	ND	20	ug/kg	SW846 8260B
Styrene	ND	5.0	ug/kg	SW846 8260B
1,1,2,2-Tetrachloroethane	ND	5.0	ug/kg	SW846 8260B
Tetrachloroethene	ND	5.0	ug/kg	SW846 8260B
Toluene	ND	5.0	ug/kg	SW846 8260B

(Continued on next page)

METHOD BLANK REPORT

GC/MS Volatiles

Client Lot #...: 8K18217 **Work Order #...:** K3PLM1AA **Matrix.....:** SOLID

PARAMETER	RESULT	REPORTING LIMIT	UNITS	METHOD
1,2,4-Trichloro-benzene	ND	5.0	ug/kg	SW846 8260B
1,1,1-Trichloroethane	ND	5.0	ug/kg	SW846 8260B
1,1,2-Trichloroethane	ND	5.0	ug/kg	SW846 8260B
Trichloroethene	ND	5.0	ug/kg	SW846 8260B
1,1,2-Trichloro-1,2,2-trifluoroethane	ND	5.0	ug/kg	SW846 8260B
Vinyl chloride	ND	5.0	ug/kg	SW846 8260B
Xylenes (total)	ND	10	ug/kg	SW846 8260B
Methyl tert-butyl ether	ND	20	ug/kg	SW846 8260B

SURROGATE	PERCENT RECOVERY	RECOVERY LIMITS
Dibromofluoromethane	90	(59 - 138)
1,2-Dichloroethane-d4	106	(61 - 130)
Toluene-d8	77	(60 - 143)
4-Bromofluorobenzene	90	(47 - 158)

NOTE(S):

Calculations are performed before rounding to avoid round-off errors in calculated results.

METHOD BLANK REPORT

GC/MS Volatiles

Client Lot #...: 8K18217 **Work Order #...:** K3RGJ1AA **Matrix.....:** SOLID
MB Lot-Sample #: A8K280000-056

Prep Date.....: 11/26/08
Analysis Date..: 11/26/08 **Prep Batch #...:** 8333056
Dilution Factor: 1

PARAMETER	RESULT	REPORTING LIMIT	UNITS	METHOD
Acetone	ND	20	ug/kg	SW846 8260B
Benzene	ND	5.0	ug/kg	SW846 8260B
Bromodichloromethane	ND	5.0	ug/kg	SW846 8260B
Bromoform	ND	5.0	ug/kg	SW846 8260B
Bromomethane	ND	5.0	ug/kg	SW846 8260B
2-Butanone	ND	20	ug/kg	SW846 8260B
Carbon disulfide	ND	5.0	ug/kg	SW846 8260B
Carbon tetrachloride	ND	5.0	ug/kg	SW846 8260B
Chlorobenzene	ND	5.0	ug/kg	SW846 8260B
Dibromochloromethane	ND	5.0	ug/kg	SW846 8260B
1,2-Dibromo-3-chloro-propane	ND	10	ug/kg	SW846 8260B
Chloroethane	ND	5.0	ug/kg	SW846 8260B
Chloroform	ND	5.0	ug/kg	SW846 8260B
Chloromethane	ND	5.0	ug/kg	SW846 8260B
Cyclohexane	ND	10	ug/kg	SW846 8260B
1,2-Dibromoethane	ND	5.0	ug/kg	SW846 8260B
1,2-Dichlorobenzene	ND	5.0	ug/kg	SW846 8260B
1,3-Dichlorobenzene	ND	5.0	ug/kg	SW846 8260B
1,4-Dichlorobenzene	ND	5.0	ug/kg	SW846 8260B
Dichlorodifluoromethane	ND	5.0	ug/kg	SW846 8260B
1,1-Dichloroethane	ND	5.0	ug/kg	SW846 8260B
1,2-Dichloroethane	ND	5.0	ug/kg	SW846 8260B
1,1-Dichloroethene	ND	5.0	ug/kg	SW846 8260B
cis-1,2-Dichloroethene	ND	5.0	ug/kg	SW846 8260B
trans-1,2-Dichloroethene	ND	5.0	ug/kg	SW846 8260B
1,2-Dichloropropane	ND	5.0	ug/kg	SW846 8260B
cis-1,3-Dichloropropene	ND	5.0	ug/kg	SW846 8260B
trans-1,3-Dichloropropene	ND	5.0	ug/kg	SW846 8260B
Ethylbenzene	ND	5.0	ug/kg	SW846 8260B
Trichlorofluoromethane	ND	5.0	ug/kg	SW846 8260B
2-Hexanone	ND	20	ug/kg	SW846 8260B
Isopropylbenzene	ND	5.0	ug/kg	SW846 8260B
Methyl acetate	ND	10	ug/kg	SW846 8260B
Methylcyclohexane	ND	10	ug/kg	SW846 8260B
Methylene chloride	ND	5.0	ug/kg	SW846 8260B
4-Methyl-2-pentanone	ND	20	ug/kg	SW846 8260B
Styrene	ND	5.0	ug/kg	SW846 8260B
1,1,2,2-Tetrachloroethane	ND	5.0	ug/kg	SW846 8260B
Tetrachloroethene	ND	5.0	ug/kg	SW846 8260B
Toluene	ND	5.0	ug/kg	SW846 8260B

(Continued on next page)

METHOD BLANK REPORT

GC/MS Volatiles

Client Lot #...: 8K18217 **Work Order #...:** K3RGJ1AA **Matrix.....:** SOLID

PARAMETER	RESULT	REPORTING LIMIT	UNITS	METHOD
1,2,4-Trichloro-benzene	ND	5.0	ug/kg	SW846 8260B
1,1,1-Trichloroethane	ND	5.0	ug/kg	SW846 8260B
1,1,2-Trichloroethane	ND	5.0	ug/kg	SW846 8260B
Trichloroethene	ND	5.0	ug/kg	SW846 8260B
1,1,2-Trichloro-1,2,2-trifluoroethane	ND	5.0	ug/kg	SW846 8260B
Vinyl chloride	ND	5.0	ug/kg	SW846 8260B
Xylenes (total)	ND	10	ug/kg	SW846 8260B
Methyl tert-butyl ether	ND	20	ug/kg	SW846 8260B

SURROGATE	PERCENT RECOVERY	RECOVERY LIMITS
Dibromofluoromethane	89	(59 - 138)
1,2-Dichloroethane-d4	105	(61 - 130)
Toluene-d8	75	(60 - 143)
4-Bromofluorobenzene	88	(47 - 158)

NOTE(S):

Calculations are performed before rounding to avoid round-off errors in calculated results.

METHOD BLANK REPORT

GC/MS Volatiles

Client Lot #...: 8K18217 **Work Order #...:** K3TJ21AA **Matrix.....:** SOLID
MB Lot-Sample #: A8K280000-349

Prep Date.....: 11/26/08
Analysis Date..: 11/26/08 **Prep Batch #...:** 8333349
Dilution Factor: 1

PARAMETER	RESULT	REPORTING LIMIT	UNITS	METHOD
Acetone	ND	20	ug/kg	SW846 8260B
Benzene	ND	5.0	ug/kg	SW846 8260B
Bromodichloromethane	ND	5.0	ug/kg	SW846 8260B
Bromoform	ND	5.0	ug/kg	SW846 8260B
Bromomethane	ND	5.0	ug/kg	SW846 8260B
2-Butanone	ND	20	ug/kg	SW846 8260B
Carbon disulfide	ND	5.0	ug/kg	SW846 8260B
Carbon tetrachloride	ND	5.0	ug/kg	SW846 8260B
Chlorobenzene	ND	5.0	ug/kg	SW846 8260B
Dibromochloromethane	ND	5.0	ug/kg	SW846 8260B
1,2-Dibromo-3-chloro-propane	ND	10	ug/kg	SW846 8260B
Chloroethane	ND	5.0	ug/kg	SW846 8260B
Chloroform	ND	5.0	ug/kg	SW846 8260B
Chloromethane	ND	5.0	ug/kg	SW846 8260B
Cyclohexane	ND	10	ug/kg	SW846 8260B
1,2-Dibromoethane	ND	5.0	ug/kg	SW846 8260B
1,2-Dichlorobenzene	ND	5.0	ug/kg	SW846 8260B
1,3-Dichlorobenzene	ND	5.0	ug/kg	SW846 8260B
1,4-Dichlorobenzene	ND	5.0	ug/kg	SW846 8260B
Dichlorodifluoromethane	ND	5.0	ug/kg	SW846 8260B
1,1-Dichloroethane	ND	5.0	ug/kg	SW846 8260B
1,2-Dichloroethane	ND	5.0	ug/kg	SW846 8260B
1,1-Dichloroethene	ND	5.0	ug/kg	SW846 8260B
cis-1,2-Dichloroethene	ND	5.0	ug/kg	SW846 8260B
trans-1,2-Dichloroethene	ND	5.0	ug/kg	SW846 8260B
1,2-Dichloropropane	ND	5.0	ug/kg	SW846 8260B
cis-1,3-Dichloropropene	ND	5.0	ug/kg	SW846 8260B
trans-1,3-Dichloropropene	ND	5.0	ug/kg	SW846 8260B
Ethylbenzene	ND	5.0	ug/kg	SW846 8260B
Trichlorofluoromethane	ND	5.0	ug/kg	SW846 8260B
2-Hexanone	ND	20	ug/kg	SW846 8260B
Isopropylbenzene	ND	5.0	ug/kg	SW846 8260B
Methyl acetate	ND	10	ug/kg	SW846 8260B
Methylcyclohexane	ND	10	ug/kg	SW846 8260B
Methylene chloride	ND	5.0	ug/kg	SW846 8260B
4-Methyl-2-pentanone	ND	20	ug/kg	SW846 8260B
Styrene	ND	5.0	ug/kg	SW846 8260B
1,1,2,2-Tetrachloroethane	ND	5.0	ug/kg	SW846 8260B
Tetrachloroethene	ND	5.0	ug/kg	SW846 8260B
Toluene	ND	5.0	ug/kg	SW846 8260B

(Continued on next page)

METHOD BLANK REPORT

GC/MS Volatiles

Client Lot #...: 8K18217 **Work Order #...:** K3TJ21AA **Matrix.....:** SOLID

PARAMETER	RESULT	REPORTING LIMIT	UNITS	METHOD
1,2,4-Trichloro-benzene	ND	5.0	ug/kg	SW846 8260B
1,1,1-Trichloroethane	ND	5.0	ug/kg	SW846 8260B
1,1,2-Trichloroethane	ND	5.0	ug/kg	SW846 8260B
Trichloroethene	ND	5.0	ug/kg	SW846 8260B
1,1,2-Trichloro-1,2,2-trifluoroethane	ND	5.0	ug/kg	SW846 8260B
Vinyl chloride	ND	5.0	ug/kg	SW846 8260B
Xylenes (total)	ND	10	ug/kg	SW846 8260B
Methyl tert-butyl ether	ND	20	ug/kg	SW846 8260B

SURROGATE	PERCENT RECOVERY	RECOVERY LIMITS
Dibromofluoromethane	98	(59 - 138)
1,2-Dichloroethane-d4	91	(61 - 130)
Toluene-d8	97	(60 - 143)
4-Bromofluorobenzene	88	(47 - 158)

NOTE(S):

Calculations are performed before rounding to avoid round-off errors in calculated results.

METHOD BLANK REPORT

GC/MS Volatiles

Client Lot #...: 8K18217 **Work Order #...:** K3V1J1AA **Matrix.....:** SOLID
MB Lot-Sample #: A8L010000-503

Prep Date.....: 11/29/08
Analysis Date..: 11/29/08 **Prep Batch #...:** 8336503
Dilution Factor: 1

PARAMETER	RESULT	REPORTING LIMIT	UNITS	METHOD
Acetone	ND	20	ug/kg	SW846 8260B
Benzene	ND	5.0	ug/kg	SW846 8260B
Bromodichloromethane	ND	5.0	ug/kg	SW846 8260B
Bromoform	ND	5.0	ug/kg	SW846 8260B
Bromomethane	ND	5.0	ug/kg	SW846 8260B
2-Butanone	ND	20	ug/kg	SW846 8260B
Carbon disulfide	ND	5.0	ug/kg	SW846 8260B
Carbon tetrachloride	ND	5.0	ug/kg	SW846 8260B
Chlorobenzene	ND	5.0	ug/kg	SW846 8260B
Dibromochloromethane	ND	5.0	ug/kg	SW846 8260B
1,2-Dibromo-3-chloro-propane	ND	10	ug/kg	SW846 8260B
Chloroethane	ND	5.0	ug/kg	SW846 8260B
Chloroform	ND	5.0	ug/kg	SW846 8260B
Chloromethane	ND	5.0	ug/kg	SW846 8260B
Cyclohexane	ND	10	ug/kg	SW846 8260B
1,2-Dibromoethane	ND	5.0	ug/kg	SW846 8260B
1,2-Dichlorobenzene	ND	5.0	ug/kg	SW846 8260B
1,3-Dichlorobenzene	ND	5.0	ug/kg	SW846 8260B
1,4-Dichlorobenzene	ND	5.0	ug/kg	SW846 8260B
Dichlorodifluoromethane	ND	5.0	ug/kg	SW846 8260B
1,1-Dichloroethane	ND	5.0	ug/kg	SW846 8260B
1,2-Dichloroethane	ND	5.0	ug/kg	SW846 8260B
1,1-Dichloroethene	ND	5.0	ug/kg	SW846 8260B
cis-1,2-Dichloroethene	ND	5.0	ug/kg	SW846 8260B
trans-1,2-Dichloroethene	ND	5.0	ug/kg	SW846 8260B
1,2-Dichloropropane	ND	5.0	ug/kg	SW846 8260B
cis-1,3-Dichloropropene	ND	5.0	ug/kg	SW846 8260B
trans-1,3-Dichloropropene	ND	5.0	ug/kg	SW846 8260B
Ethylbenzene	ND	5.0	ug/kg	SW846 8260B
Trichlorofluoromethane	ND	5.0	ug/kg	SW846 8260B
2-Hexanone	ND	20	ug/kg	SW846 8260B
Isopropylbenzene	ND	5.0	ug/kg	SW846 8260B
Methyl acetate	ND	10	ug/kg	SW846 8260B
Methylcyclohexane	ND	10	ug/kg	SW846 8260B
Methylene chloride	ND	5.0	ug/kg	SW846 8260B
4-Methyl-2-pentanone	ND	20	ug/kg	SW846 8260B
Styrene	ND	5.0	ug/kg	SW846 8260B
1,1,2,2-Tetrachloroethane	ND	5.0	ug/kg	SW846 8260B
Tetrachloroethene	ND	5.0	ug/kg	SW846 8260B
Toluene	ND	5.0	ug/kg	SW846 8260B

(Continued on next page)

METHOD BLANK REPORT

GC/MS Volatiles

Client Lot #...: 8K18217 **Work Order #...:** K3V1J1AA **Matrix.....:** SOLID

PARAMETER	RESULT	REPORTING LIMIT	UNITS	METHOD
1,2,4-Trichloro-benzene	ND	5.0	ug/kg	SW846 8260B
1,1,1-Trichloroethane	ND	5.0	ug/kg	SW846 8260B
1,1,2-Trichloroethane	ND	5.0	ug/kg	SW846 8260B
Trichloroethene	ND	5.0	ug/kg	SW846 8260B
1,1,2-Trichloro-1,2,2-trifluoroethane	ND	5.0	ug/kg	SW846 8260B
Vinyl chloride	ND	5.0	ug/kg	SW846 8260B
Xylenes (total)	ND	10	ug/kg	SW846 8260B
Methyl tert-butyl ether	ND	20	ug/kg	SW846 8260B

SURROGATE	PERCENT RECOVERY	RECOVERY LIMITS
Dibromofluoromethane	90	(59 - 138)
1,2-Dichloroethane-d4	103	(61 - 130)
Toluene-d8	76	(60 - 143)
4-Bromofluorobenzene	88	(47 - 158)

NOTE(S):

Calculations are performed before rounding to avoid round-off errors in calculated results.

METHOD BLANK REPORT

GC/MS Volatiles

Client Lot #...: 8K18217 **Work Order #...:** K3W181AA **Matrix.....:** SOLID
MB Lot-Sample #: A8L020000-312

Prep Date.....: 12/01/08
Analysis Date..: 12/01/08 **Prep Batch #...:** 8337312
Dilution Factor: 1

PARAMETER	RESULT	REPORTING LIMIT	UNITS	METHOD
Acetone	ND	20	ug/kg	SW846 8260B
Benzene	ND	5.0	ug/kg	SW846 8260B
Bromodichloromethane	ND	5.0	ug/kg	SW846 8260B
Bromoform	ND	5.0	ug/kg	SW846 8260B
Bromomethane	ND	5.0	ug/kg	SW846 8260B
2-Butanone	ND	20	ug/kg	SW846 8260B
Carbon disulfide	ND	5.0	ug/kg	SW846 8260B
Carbon tetrachloride	ND	5.0	ug/kg	SW846 8260B
Chlorobenzene	ND	5.0	ug/kg	SW846 8260B
Dibromochloromethane	ND	5.0	ug/kg	SW846 8260B
1,2-Dibromo-3-chloro-propane	ND	10	ug/kg	SW846 8260B
Chloroethane	ND	5.0	ug/kg	SW846 8260B
Chloroform	ND	5.0	ug/kg	SW846 8260B
Chloromethane	ND	5.0	ug/kg	SW846 8260B
Cyclohexane	ND	10	ug/kg	SW846 8260B
1,2-Dibromoethane	ND	5.0	ug/kg	SW846 8260B
1,2-Dichlorobenzene	ND	5.0	ug/kg	SW846 8260B
1,3-Dichlorobenzene	ND	5.0	ug/kg	SW846 8260B
1,4-Dichlorobenzene	ND	5.0	ug/kg	SW846 8260B
Dichlorodifluoromethane	ND	5.0	ug/kg	SW846 8260B
1,1-Dichloroethane	ND	5.0	ug/kg	SW846 8260B
1,2-Dichloroethane	ND	5.0	ug/kg	SW846 8260B
1,1-Dichloroethene	ND	5.0	ug/kg	SW846 8260B
cis-1,2-Dichloroethene	ND	5.0	ug/kg	SW846 8260B
trans-1,2-Dichloroethene	ND	5.0	ug/kg	SW846 8260B
1,2-Dichloropropane	ND	5.0	ug/kg	SW846 8260B
cis-1,3-Dichloropropene	ND	5.0	ug/kg	SW846 8260B
trans-1,3-Dichloropropene	ND	5.0	ug/kg	SW846 8260B
Ethylbenzene	ND	5.0	ug/kg	SW846 8260B
Trichlorofluoromethane	ND	5.0	ug/kg	SW846 8260B
2-Hexanone	ND	20	ug/kg	SW846 8260B
Isopropylbenzene	ND	5.0	ug/kg	SW846 8260B
Methyl acetate	ND	10	ug/kg	SW846 8260B
Methylcyclohexane	ND	10	ug/kg	SW846 8260B
Methylene chloride	ND	5.0	ug/kg	SW846 8260B
4-Methyl-2-pentanone	ND	20	ug/kg	SW846 8260B
Styrene	ND	5.0	ug/kg	SW846 8260B
1,1,2,2-Tetrachloroethane	ND	5.0	ug/kg	SW846 8260B
Tetrachloroethene	ND	5.0	ug/kg	SW846 8260B
Toluene	ND	5.0	ug/kg	SW846 8260B

(Continued on next page)

METHOD BLANK REPORT

GC/MS Volatiles

Client Lot #...: 8K18217 **Work Order #...:** K3W181AA **Matrix.....:** SOLID

PARAMETER	RESULT	REPORTING LIMIT	UNITS	METHOD
1,2,4-Trichloro-benzene	ND	5.0	ug/kg	SW846 8260B
1,1,1-Trichloroethane	ND	5.0	ug/kg	SW846 8260B
1,1,2-Trichloroethane	ND	5.0	ug/kg	SW846 8260B
Trichloroethene	ND	5.0	ug/kg	SW846 8260B
1,1,2-Trichloro-1,2,2-trifluoroethane	ND	5.0	ug/kg	SW846 8260B
Vinyl chloride	ND	5.0	ug/kg	SW846 8260B
Xylenes (total)	ND	10	ug/kg	SW846 8260B
Methyl tert-butyl ether	ND	20	ug/kg	SW846 8260B

SURROGATE	PERCENT RECOVERY	RECOVERY LIMITS
Dibromofluoromethane	103	(59 - 138)
1,2-Dichloroethane-d4	94	(61 - 130)
Toluene-d8	99	(60 - 143)
4-Bromofluorobenzene	92	(47 - 158)

NOTE(S):

Calculations are performed before rounding to avoid round-off errors in calculated results.

METHOD BLANK REPORT

GC/MS Volatiles

Client Lot #...: 8K18217 **Work Order #...:** K3W991AA **Matrix.....:** SOLID
MB Lot-Sample #: A8L020000-379

Prep Date.....: 12/01/08
Analysis Date..: 12/01/08 **Prep Batch #...:** 8337379
Dilution Factor: 1

PARAMETER	RESULT	REPORTING LIMIT	UNITS	METHOD
Acetone	ND	20	ug/kg	SW846 8260B
Benzene	ND	5.0	ug/kg	SW846 8260B
Bromodichloromethane	ND	5.0	ug/kg	SW846 8260B
Bromoform	ND	5.0	ug/kg	SW846 8260B
Bromomethane	ND	5.0	ug/kg	SW846 8260B
2-Butanone	ND	20	ug/kg	SW846 8260B
Carbon disulfide	ND	5.0	ug/kg	SW846 8260B
Carbon tetrachloride	ND	5.0	ug/kg	SW846 8260B
Chlorobenzene	ND	5.0	ug/kg	SW846 8260B
Dibromochloromethane	ND	5.0	ug/kg	SW846 8260B
1,2-Dibromo-3-chloro-propane	ND	10	ug/kg	SW846 8260B
Chloroethane	ND	5.0	ug/kg	SW846 8260B
Chloroform	ND	5.0	ug/kg	SW846 8260B
Chloromethane	ND	5.0	ug/kg	SW846 8260B
Cyclohexane	ND	10	ug/kg	SW846 8260B
1,2-Dibromoethane	ND	5.0	ug/kg	SW846 8260B
1,2-Dichlorobenzene	ND	5.0	ug/kg	SW846 8260B
1,3-Dichlorobenzene	ND	5.0	ug/kg	SW846 8260B
1,4-Dichlorobenzene	ND	5.0	ug/kg	SW846 8260B
Dichlorodifluoromethane	ND	5.0	ug/kg	SW846 8260B
1,1-Dichloroethane	ND	5.0	ug/kg	SW846 8260B
1,2-Dichloroethane	ND	5.0	ug/kg	SW846 8260B
1,1-Dichloroethene	ND	5.0	ug/kg	SW846 8260B
cis-1,2-Dichloroethene	ND	5.0	ug/kg	SW846 8260B
trans-1,2-Dichloroethene	ND	5.0	ug/kg	SW846 8260B
1,2-Dichloropropane	ND	5.0	ug/kg	SW846 8260B
cis-1,3-Dichloropropene	ND	5.0	ug/kg	SW846 8260B
trans-1,3-Dichloropropene	ND	5.0	ug/kg	SW846 8260B
Ethylbenzene	ND	5.0	ug/kg	SW846 8260B
Trichlorofluoromethane	ND	5.0	ug/kg	SW846 8260B
2-Hexanone	ND	20	ug/kg	SW846 8260B
Isopropylbenzene	ND	5.0	ug/kg	SW846 8260B
Methyl acetate	ND	10	ug/kg	SW846 8260B
Methylcyclohexane	ND	10	ug/kg	SW846 8260B
Methylene chloride	ND	5.0	ug/kg	SW846 8260B
4-Methyl-2-pentanone	ND	20	ug/kg	SW846 8260B
Styrene	ND	5.0	ug/kg	SW846 8260B
1,1,2,2-Tetrachloroethane	ND	5.0	ug/kg	SW846 8260B
Tetrachloroethene	ND	5.0	ug/kg	SW846 8260B
Toluene	ND	5.0	ug/kg	SW846 8260B

(Continued on next page)

METHOD BLANK REPORT

GC/MS Volatiles

Client Lot #...: 8K18217 **Work Order #...:** K3W991AA **Matrix.....:** SOLID

PARAMETER	RESULT	REPORTING LIMIT	UNITS	METHOD
1,2,4-Trichloro-benzene	ND	5.0	ug/kg	SW846 8260B
1,1,1-Trichloroethane	ND	5.0	ug/kg	SW846 8260B
1,1,2-Trichloroethane	ND	5.0	ug/kg	SW846 8260B
Trichloroethene	ND	5.0	ug/kg	SW846 8260B
1,1,2-Trichloro-1,2,2-trifluoroethane	ND	5.0	ug/kg	SW846 8260B
Vinyl chloride	ND	5.0	ug/kg	SW846 8260B
Xylenes (total)	ND	10	ug/kg	SW846 8260B
Methyl tert-butyl ether	ND	20	ug/kg	SW846 8260B

SURROGATE	PERCENT RECOVERY	RECOVERY LIMITS
Dibromofluoromethane	91	(59 - 138)
1,2-Dichloroethane-d4	105	(61 - 130)
Toluene-d8	75	(60 - 143)
4-Bromofluorobenzene	91	(47 - 158)

NOTE(S):

Calculations are performed before rounding to avoid round-off errors in calculated results.

METHOD BLANK REPORT

GC/MS Volatiles

Client Lot #...: 8K18217 **Work Order #...:** K31L71AA **Matrix.....:** SOLID
MB Lot-Sample #: A8L030000-462
Prep Date.....: 12/02/08
Analysis Date..: 12/02/08 **Prep Batch #...:** 8338462
Dilution Factor: 1

PARAMETER	RESULT	REPORTING LIMIT	UNITS	METHOD
Acetone	ND	20	ug/kg	SW846 8260B
Benzene	ND	5.0	ug/kg	SW846 8260B
Bromodichloromethane	ND	5.0	ug/kg	SW846 8260B
Bromoform	ND	5.0	ug/kg	SW846 8260B
Bromomethane	ND	5.0	ug/kg	SW846 8260B
2-Butanone	ND	20	ug/kg	SW846 8260B
Carbon disulfide	ND	5.0	ug/kg	SW846 8260B
Carbon tetrachloride	ND	5.0	ug/kg	SW846 8260B
Chlorobenzene	ND	5.0	ug/kg	SW846 8260B
Dibromochloromethane	ND	5.0	ug/kg	SW846 8260B
1,2-Dibromo-3-chloro-propane	ND	10	ug/kg	SW846 8260B
Chloroethane	ND	5.0	ug/kg	SW846 8260B
Chloroform	ND	5.0	ug/kg	SW846 8260B
Chloromethane	ND	5.0	ug/kg	SW846 8260B
Cyclohexane	ND	10	ug/kg	SW846 8260B
1,2-Dibromoethane	ND	5.0	ug/kg	SW846 8260B
1,2-Dichlorobenzene	ND	5.0	ug/kg	SW846 8260B
1,3-Dichlorobenzene	ND	5.0	ug/kg	SW846 8260B
1,4-Dichlorobenzene	ND	5.0	ug/kg	SW846 8260B
Dichlorodifluoromethane	ND	5.0	ug/kg	SW846 8260B
1,1-Dichloroethane	ND	5.0	ug/kg	SW846 8260B
1,2-Dichloroethane	ND	5.0	ug/kg	SW846 8260B
1,1-Dichloroethene	ND	5.0	ug/kg	SW846 8260B
cis-1,2-Dichloroethene	ND	5.0	ug/kg	SW846 8260B
trans-1,2-Dichloroethene	ND	5.0	ug/kg	SW846 8260B
1,2-Dichloropropane	ND	5.0	ug/kg	SW846 8260B
cis-1,3-Dichloropropene	ND	5.0	ug/kg	SW846 8260B
trans-1,3-Dichloropropene	ND	5.0	ug/kg	SW846 8260B
Ethylbenzene	ND	5.0	ug/kg	SW846 8260B
Trichlorofluoromethane	ND	5.0	ug/kg	SW846 8260B
2-Hexanone	ND	20	ug/kg	SW846 8260B
Isopropylbenzene	ND	5.0	ug/kg	SW846 8260B
Methyl acetate	ND	10	ug/kg	SW846 8260B
Methylcyclohexane	ND	10	ug/kg	SW846 8260B
Methylene chloride	ND	5.0	ug/kg	SW846 8260B
4-Methyl-2-pentanone	ND	20	ug/kg	SW846 8260B
Styrene	ND	5.0	ug/kg	SW846 8260B
1,1,2,2-Tetrachloroethane	ND	5.0	ug/kg	SW846 8260B
Tetrachloroethene	ND	5.0	ug/kg	SW846 8260B
Toluene	ND	5.0	ug/kg	SW846 8260B

(Continued on next page)

METHOD BLANK REPORT

GC/MS Volatiles

Client Lot #...: 8K18217 **Work Order #...:** K31L71AA **Matrix.....:** SOLID

PARAMETER	RESULT	REPORTING LIMIT	UNITS	METHOD
1,2,4-Trichloro-benzene	ND	5.0	ug/kg	SW846 8260B
1,1,1-Trichloroethane	ND	5.0	ug/kg	SW846 8260B
1,1,2-Trichloroethane	ND	5.0	ug/kg	SW846 8260B
Trichloroethene	ND	5.0	ug/kg	SW846 8260B
1,1,2-Trichloro-1,2,2-trifluoroethane	ND	5.0	ug/kg	SW846 8260B
Vinyl chloride	ND	5.0	ug/kg	SW846 8260B
Xylenes (total)	ND	10	ug/kg	SW846 8260B
Methyl tert-butyl ether	ND	20	ug/kg	SW846 8260B

SURROGATE	PERCENT RECOVERY	RECOVERY LIMITS
Dibromofluoromethane	90	(59 - 138)
1,2-Dichloroethane-d4	106	(61 - 130)
Toluene-d8	77	(60 - 143)
4-Bromofluorobenzene	92	(47 - 158)

NOTE(S):

Calculations are performed before rounding to avoid round-off errors in calculated results.

METHOD BLANK REPORT

GC/MS Semivolatiles

Client Lot #...: 8K18217 **Work Order #...:** K26QF1AD **Matrix.....:** SOLID
MB Lot-Sample #: A8K180000-429

Prep Date.....: 11/18/08
Analysis Date..: 11/21/08 **Prep Batch #...:** 8323429
Dilution Factor: 1

PARAMETER	RESULT	REPORTING LIMIT	UNITS	METHOD
Acenaphthene	ND	330	ug/kg	SW846 8270C
Acenaphthylene	ND	330	ug/kg	SW846 8270C
Acetophenone	ND	67	ug/kg	SW846 8270C
Anthracene	ND	330	ug/kg	SW846 8270C
Atrazine	ND	330	ug/kg	SW846 8270C
Benzo(a)anthracene	ND	330	ug/kg	SW846 8270C
Benzo(a)pyrene	ND	330	ug/kg	SW846 8270C
Benzo(b)fluoranthene	ND	330	ug/kg	SW846 8270C
Benzo(ghi)perylene	ND	330	ug/kg	SW846 8270C
Benzo(k)fluoranthene	ND	330	ug/kg	SW846 8270C
Benzaldehyde	ND	330	ug/kg	SW846 8270C
1,1'-Biphenyl	ND	330	ug/kg	SW846 8270C
bis(2-Chloroethoxy) methane	ND	330	ug/kg	SW846 8270C
bis(2-Chloroethyl)- ether	ND	330	ug/kg	SW846 8270C
bis(2-Ethylhexyl) phthalate	ND	330	ug/kg	SW846 8270C
4-Bromophenyl phenyl ether	ND	330	ug/kg	SW846 8270C
Butyl benzyl phthalate	ND	330	ug/kg	SW846 8270C
Caprolactam	ND	330	ug/kg	SW846 8270C
Carbazole	ND	330	ug/kg	SW846 8270C
4-Chloroaniline	ND	330	ug/kg	SW846 8270C
4-Chloro-3-methylphenol	ND	330	ug/kg	SW846 8270C
2-Chloronaphthalene	ND	330	ug/kg	SW846 8270C
2-Chlorophenol	ND	330	ug/kg	SW846 8270C
4-Chlorophenyl phenyl ether	ND	330	ug/kg	SW846 8270C
Chrysene	ND	330	ug/kg	SW846 8270C
Dibenz(a,h)anthracene	ND	330	ug/kg	SW846 8270C
Dibenzofuran	ND	330	ug/kg	SW846 8270C
3,3'-Dichlorobenzidine	ND	1600	ug/kg	SW846 8270C
2,4-Dichlorophenol	ND	330	ug/kg	SW846 8270C
Diethyl phthalate	ND	330	ug/kg	SW846 8270C
2,4-Dimethylphenol	ND	330	ug/kg	SW846 8270C
Dimethyl phthalate	ND	330	ug/kg	SW846 8270C
Di-n-butyl phthalate	ND	330	ug/kg	SW846 8270C
4,6-Dinitro- 2-methylphenol	ND	1600	ug/kg	SW846 8270C
2,4-Dinitrophenol	ND	1600	ug/kg	SW846 8270C

(Continued on next page)

METHOD BLANK REPORT

GC/MS Semivolatiles

Client Lot #...: 8K18217 **Work Order #...:** K26QF1AD **Matrix.....:** SOLID

PARAMETER	RESULT	REPORTING LIMIT	UNITS	METHOD
2,4-Dinitrotoluene	ND	330	ug/kg	SW846 8270C
2,6-Dinitrotoluene	ND	330	ug/kg	SW846 8270C
Di-n-octyl phthalate	ND	330	ug/kg	SW846 8270C
Fluoranthene	ND	330	ug/kg	SW846 8270C
Fluorene	ND	330	ug/kg	SW846 8270C
Hexachlorobenzene	ND	330	ug/kg	SW846 8270C
Hexachlorobutadiene	ND	330	ug/kg	SW846 8270C
Hexachlorocyclopenta-diene	ND	1600	ug/kg	SW846 8270C
Hexachloroethane	ND	330	ug/kg	SW846 8270C
Indeno(1,2,3-cd)pyrene	ND	330	ug/kg	SW846 8270C
Isophorone	ND	330	ug/kg	SW846 8270C
2-Methylnaphthalene	ND	330	ug/kg	SW846 8270C
2-Methylphenol	ND	330	ug/kg	SW846 8270C
4-Methylphenol	ND	330	ug/kg	SW846 8270C
Naphthalene	ND	330	ug/kg	SW846 8270C
2-Nitroaniline	ND	1600	ug/kg	SW846 8270C
3-Nitroaniline	ND	1600	ug/kg	SW846 8270C
4-Nitroaniline	ND	1600	ug/kg	SW846 8270C
Nitrobenzene	ND	330	ug/kg	SW846 8270C
2-Nitrophenol	ND	330	ug/kg	SW846 8270C
4-Nitrophenol	ND	1600	ug/kg	SW846 8270C
N-Nitrosodi-n-propyl-amine	ND	330	ug/kg	SW846 8270C
N-Nitrosodiphenylamine	ND	330	ug/kg	SW846 8270C
2,2'-oxybis (1-Chloropropane)	ND	330	ug/kg	SW846 8270C
Pentachlorophenol	ND	330	ug/kg	SW846 8270C
Phenanthrene	ND	330	ug/kg	SW846 8270C
Phenol	ND	330	ug/kg	SW846 8270C
Pyrene	ND	330	ug/kg	SW846 8270C
2,4,5-Trichloro-phenol	ND	330	ug/kg	SW846 8270C
2,4,6-Trichloro-phenol	ND	330	ug/kg	SW846 8270C

SURROGATE	PERCENT RECOVERY	RECOVERY LIMITS
Nitrobenzene-d5	63	(24 - 112)
2-Fluorobiphenyl	60	(34 - 110)
Terphenyl-d14	89	(41 - 119)
Phenol-d5	64	(28 - 110)
2-Fluorophenol	66	(26 - 110)
2,4,6-Tribromophenol	58	(10 - 118)

(Continued on next page)

METHOD BLANK REPORT

GC/MS Semivolatiles

Client Lot #...: 8K18217 **Work Order #...:** K26QF1AD **Matrix.....:** SOLID

NOTE(S):

Calculations are performed before rounding to avoid round-off errors in calculated results.

METHOD BLANK REPORT

GC/MS Semivolatiles

Client Lot #...: 8K18217 **Work Order #...:** K3CVT1AA **Matrix.....:** SOLID
MB Lot-Sample #: A8K200000-424

Prep Date.....: 11/20/08
Analysis Date..: 11/24/08 **Prep Batch #...:** 8325424
Dilution Factor: 1

PARAMETER	RESULT	REPORTING LIMIT	UNITS	METHOD
Acenaphthene	ND	330	ug/kg	SW846 8270C
Acenaphthylene	ND	330	ug/kg	SW846 8270C
Acetophenone	ND	67	ug/kg	SW846 8270C
Anthracene	ND	330	ug/kg	SW846 8270C
Atrazine	ND	330	ug/kg	SW846 8270C
Benzo(a)anthracene	ND	330	ug/kg	SW846 8270C
Benzo(a)pyrene	ND	330	ug/kg	SW846 8270C
Benzo(b)fluoranthene	ND	330	ug/kg	SW846 8270C
Benzo(ghi)perylene	ND	330	ug/kg	SW846 8270C
Benzo(k)fluoranthene	ND	330	ug/kg	SW846 8270C
Benzaldehyde	ND	330	ug/kg	SW846 8270C
1,1'-Biphenyl	ND	330	ug/kg	SW846 8270C
bis(2-Chloroethoxy) methane	ND	330	ug/kg	SW846 8270C
bis(2-Chloroethyl)-ether	ND	330	ug/kg	SW846 8270C
bis(2-Ethylhexyl) phthalate	ND	330	ug/kg	SW846 8270C
4-Bromophenyl phenyl ether	ND	330	ug/kg	SW846 8270C
Butyl benzyl phthalate	ND	330	ug/kg	SW846 8270C
Caprolactam	ND	330	ug/kg	SW846 8270C
Carbazole	ND	330	ug/kg	SW846 8270C
4-Chloroaniline	ND	330	ug/kg	SW846 8270C
4-Chloro-3-methylphenol	ND	330	ug/kg	SW846 8270C
2-Chloronaphthalene	ND	330	ug/kg	SW846 8270C
2-Chlorophenol	ND	330	ug/kg	SW846 8270C
4-Chlorophenyl phenyl ether	ND	330	ug/kg	SW846 8270C
Chrysene	ND	330	ug/kg	SW846 8270C
Dibenz(a,h)anthracene	ND	330	ug/kg	SW846 8270C
Dibenzofuran	ND	330	ug/kg	SW846 8270C
3,3'-Dichlorobenzidine	ND	1600	ug/kg	SW846 8270C
2,4-Dichlorophenol	ND	330	ug/kg	SW846 8270C
Diethyl phthalate	ND	330	ug/kg	SW846 8270C
2,4-Dimethylphenol	ND	330	ug/kg	SW846 8270C
Dimethyl phthalate	ND	330	ug/kg	SW846 8270C
Di-n-butyl phthalate	ND	330	ug/kg	SW846 8270C
4,6-Dinitro-2-methylphenol	ND	1600	ug/kg	SW846 8270C
2,4-Dinitrophenol	ND	1600	ug/kg	SW846 8270C

(Continued on next page)

METHOD BLANK REPORT

GC/MS Semivolatiles

Client Lot #...: 8K18217 **Work Order #...:** K3CVT1AA **Matrix.....:** SOLID

PARAMETER	RESULT	REPORTING LIMIT	UNITS	METHOD
2,4-Dinitrotoluene	ND	330	ug/kg	SW846 8270C
2,6-Dinitrotoluene	ND	330	ug/kg	SW846 8270C
Di-n-octyl phthalate	ND	330	ug/kg	SW846 8270C
Fluoranthene	ND	330	ug/kg	SW846 8270C
Fluorene	ND	330	ug/kg	SW846 8270C
Hexachlorobenzene	ND	330	ug/kg	SW846 8270C
Hexachlorobutadiene	ND	330	ug/kg	SW846 8270C
Hexachlorocyclopenta-diene	ND	1600	ug/kg	SW846 8270C
Hexachloroethane	ND	330	ug/kg	SW846 8270C
Indeno(1,2,3-cd)pyrene	ND	330	ug/kg	SW846 8270C
Isophorone	ND	330	ug/kg	SW846 8270C
2-Methylnaphthalene	ND	330	ug/kg	SW846 8270C
2-Methylphenol	ND	330	ug/kg	SW846 8270C
4-Methylphenol	ND	330	ug/kg	SW846 8270C
Naphthalene	ND	330	ug/kg	SW846 8270C
2-Nitroaniline	ND	1600	ug/kg	SW846 8270C
3-Nitroaniline	ND	1600	ug/kg	SW846 8270C
4-Nitroaniline	ND	1600	ug/kg	SW846 8270C
Nitrobenzene	ND	330	ug/kg	SW846 8270C
2-Nitrophenol	ND	330	ug/kg	SW846 8270C
4-Nitrophenol	ND	1600	ug/kg	SW846 8270C
N-Nitrosodi-n-propyl-amine	ND	330	ug/kg	SW846 8270C
N-Nitrosodiphenylamine	ND	330	ug/kg	SW846 8270C
2,2'-oxybis (1-Chloropropane)	ND	330	ug/kg	SW846 8270C
Pentachlorophenol	ND	330	ug/kg	SW846 8270C
Phenanthrene	ND	330	ug/kg	SW846 8270C
Phenol	ND	330	ug/kg	SW846 8270C
Pyrene	ND	330	ug/kg	SW846 8270C
2,4,5-Trichloro-phenol	ND	330	ug/kg	SW846 8270C
2,4,6-Trichloro-phenol	ND	330	ug/kg	SW846 8270C

SURROGATE	PERCENT RECOVERY	RECOVERY LIMITS
Nitrobenzene-d5	79	(24 - 112)
2-Fluorobiphenyl	71	(34 - 110)
Terphenyl-d14	108	(41 - 119)
Phenol-d5	76	(28 - 110)
2-Fluorophenol	81	(26 - 110)
2,4,6-Tribromophenol	55	(10 - 118)

(Continued on next page)

METHOD BLANK REPORT

GC/MS Semivolatiles

Client Lot #...: 8K18217 **Work Order #...:** K3CVT1AA **Matrix.....:** SOLID

NOTE(S):

Calculations are performed before rounding to avoid round-off errors in calculated results.

METHOD BLANK REPORT

GC/MS Semivolatiles

Client Lot #...: 8K18217 **Work Order #...:** K3KJE1AA **Matrix.....:** SOLID
MB Lot-Sample #: A8K240000-404

Prep Date.....: 11/24/08
Analysis Date..: 12/01/08 **Prep Batch #...:** 8329404
Dilution Factor: 1

PARAMETER	RESULT	REPORTING LIMIT	UNITS	METHOD
Acenaphthene	ND	330	ug/kg	SW846 8270C
Acenaphthylene	ND	330	ug/kg	SW846 8270C
Acetophenone	ND	67	ug/kg	SW846 8270C
Anthracene	ND	330	ug/kg	SW846 8270C
Atrazine	ND	330	ug/kg	SW846 8270C
Benzo(a)anthracene	ND	330	ug/kg	SW846 8270C
Benzo(a)pyrene	ND	330	ug/kg	SW846 8270C
Benzo(b)fluoranthene	ND	330	ug/kg	SW846 8270C
Benzo(ghi)perylene	ND	330	ug/kg	SW846 8270C
Benzo(k)fluoranthene	ND	330	ug/kg	SW846 8270C
Benzaldehyde	ND	330	ug/kg	SW846 8270C
1,1'-Biphenyl	ND	330	ug/kg	SW846 8270C
bis(2-Chloroethoxy) methane	ND	330	ug/kg	SW846 8270C
bis(2-Chloroethyl)- ether	ND	330	ug/kg	SW846 8270C
bis(2-Ethylhexyl) phthalate	ND	330	ug/kg	SW846 8270C
4-Bromophenyl phenyl ether	ND	330	ug/kg	SW846 8270C
Butyl benzyl phthalate	ND	330	ug/kg	SW846 8270C
Caprolactam	ND	330	ug/kg	SW846 8270C
Carbazole	ND	330	ug/kg	SW846 8270C
4-Chloroaniline	ND	330	ug/kg	SW846 8270C
4-Chloro-3-methylphenol	ND	330	ug/kg	SW846 8270C
2-Chloronaphthalene	ND	330	ug/kg	SW846 8270C
2-Chlorophenol	ND	330	ug/kg	SW846 8270C
4-Chlorophenyl phenyl ether	ND	330	ug/kg	SW846 8270C
Chrysene	ND	330	ug/kg	SW846 8270C
Dibenz(a,h)anthracene	ND	330	ug/kg	SW846 8270C
Dibenzofuran	ND	330	ug/kg	SW846 8270C
3,3'-Dichlorobenzidine	ND	1600	ug/kg	SW846 8270C
2,4-Dichlorophenol	ND	330	ug/kg	SW846 8270C
Diethyl phthalate	ND	330	ug/kg	SW846 8270C
2,4-Dimethylphenol	ND	330	ug/kg	SW846 8270C
Dimethyl phthalate	ND	330	ug/kg	SW846 8270C
Di-n-butyl phthalate	ND	330	ug/kg	SW846 8270C
4,6-Dinitro- 2-methylphenol	ND	1600	ug/kg	SW846 8270C
2,4-Dinitrophenol	ND	1600	ug/kg	SW846 8270C

(Continued on next page)

METHOD BLANK REPORT

GC/MS Semivolatiles

Client Lot #...: 8K18217 **Work Order #...:** K3KJE1AA **Matrix.....:** SOLID

PARAMETER	RESULT	REPORTING LIMIT	UNITS	METHOD
2,4-Dinitrotoluene	ND	330	ug/kg	SW846 8270C
2,6-Dinitrotoluene	ND	330	ug/kg	SW846 8270C
Di-n-octyl phthalate	ND	330	ug/kg	SW846 8270C
Fluoranthene	ND	330	ug/kg	SW846 8270C
Fluorene	ND	330	ug/kg	SW846 8270C
Hexachlorobenzene	ND	330	ug/kg	SW846 8270C
Hexachlorobutadiene	ND	330	ug/kg	SW846 8270C
Hexachlorocyclopenta-diene	ND	1600	ug/kg	SW846 8270C
Hexachloroethane	ND	330	ug/kg	SW846 8270C
Indeno(1,2,3-cd)pyrene	ND	330	ug/kg	SW846 8270C
Isophorone	ND	330	ug/kg	SW846 8270C
2-Methylnaphthalene	ND	330	ug/kg	SW846 8270C
2-Methylphenol	ND	330	ug/kg	SW846 8270C
4-Methylphenol	ND	330	ug/kg	SW846 8270C
Naphthalene	ND	330	ug/kg	SW846 8270C
2-Nitroaniline	ND	1600	ug/kg	SW846 8270C
3-Nitroaniline	ND	1600	ug/kg	SW846 8270C
4-Nitroaniline	ND	1600	ug/kg	SW846 8270C
Nitrobenzene	ND	330	ug/kg	SW846 8270C
2-Nitrophenol	ND	330	ug/kg	SW846 8270C
4-Nitrophenol	ND	1600	ug/kg	SW846 8270C
N-Nitrosodi-n-propyl-amine	ND	330	ug/kg	SW846 8270C
N-Nitrosodiphenylamine	ND	330	ug/kg	SW846 8270C
2,2'-oxybis (1-Chloropropane)	ND	330	ug/kg	SW846 8270C
Pentachlorophenol	ND	330	ug/kg	SW846 8270C
Phenanthrene	ND	330	ug/kg	SW846 8270C
Phenol	ND	330	ug/kg	SW846 8270C
Pyrene	ND	330	ug/kg	SW846 8270C
2,4,5-Trichloro-phenol	ND	330	ug/kg	SW846 8270C
2,4,6-Trichloro-phenol	ND	330	ug/kg	SW846 8270C

SURROGATE	PERCENT RECOVERY	RECOVERY LIMITS
Nitrobenzene-d5	68	(24 - 112)
2-Fluorobiphenyl	63	(34 - 110)
Terphenyl-d14	98	(41 - 119)
Phenol-d5	73	(28 - 110)
2-Fluorophenol	75	(26 - 110)
2,4,6-Tribromophenol	62	(10 - 118)

(Continued on next page)

METHOD BLANK REPORT

GC/MS Semivolatiles

Client Lot #...: 8K18217 **Work Order #...:** K3KJE1AA **Matrix.....:** SOLID

NOTE(S):

Calculations are performed before rounding to avoid round-off errors in calculated results.

METHOD BLANK REPORT

GC/MS Semivolatiles

Client Lot #...: 8K18217 **Work Order #...:** K3KJG1AA **Matrix.....:** SOLID
MB Lot-Sample #: A8K240000-410

Prep Date.....: 11/24/08
Analysis Date..: 12/02/08 **Prep Batch #...:** 8329410
Dilution Factor: 1

PARAMETER	RESULT	REPORTING LIMIT	UNITS	METHOD
Acenaphthene	ND	330	ug/kg	SW846 8270C
Acenaphthylene	ND	330	ug/kg	SW846 8270C
Acetophenone	ND	67	ug/kg	SW846 8270C
Anthracene	ND	330	ug/kg	SW846 8270C
Atrazine	ND	330	ug/kg	SW846 8270C
Benzo(a)anthracene	ND	330	ug/kg	SW846 8270C
Benzo(a)pyrene	ND	330	ug/kg	SW846 8270C
Benzo(b)fluoranthene	ND	330	ug/kg	SW846 8270C
Benzo(ghi)perylene	ND	330	ug/kg	SW846 8270C
Benzo(k)fluoranthene	ND	330	ug/kg	SW846 8270C
Benzaldehyde	ND	330	ug/kg	SW846 8270C
1,1'-Biphenyl	ND	330	ug/kg	SW846 8270C
bis(2-Chloroethoxy) methane	ND	330	ug/kg	SW846 8270C
bis(2-Chloroethyl)- ether	ND	330	ug/kg	SW846 8270C
bis(2-Ethylhexyl) phthalate	ND	330	ug/kg	SW846 8270C
4-Bromophenyl phenyl ether	ND	330	ug/kg	SW846 8270C
Butyl benzyl phthalate	ND	330	ug/kg	SW846 8270C
Caprolactam	ND	330	ug/kg	SW846 8270C
Carbazole	ND	330	ug/kg	SW846 8270C
4-Chloroaniline	ND	330	ug/kg	SW846 8270C
4-Chloro-3-methylphenol	ND	330	ug/kg	SW846 8270C
2-Chloronaphthalene	ND	330	ug/kg	SW846 8270C
2-Chlorophenol	ND	330	ug/kg	SW846 8270C
4-Chlorophenyl phenyl ether	ND	330	ug/kg	SW846 8270C
Chrysene	ND	330	ug/kg	SW846 8270C
Dibenz(a,h)anthracene	ND	330	ug/kg	SW846 8270C
Dibenzofuran	ND	330	ug/kg	SW846 8270C
3,3'-Dichlorobenzidine	ND	1600	ug/kg	SW846 8270C
2,4-Dichlorophenol	ND	330	ug/kg	SW846 8270C
Diethyl phthalate	ND	330	ug/kg	SW846 8270C
2,4-Dimethylphenol	ND	330	ug/kg	SW846 8270C
Dimethyl phthalate	ND	330	ug/kg	SW846 8270C
Di-n-butyl phthalate	ND	330	ug/kg	SW846 8270C
4,6-Dinitro- 2-methylphenol	ND	1600	ug/kg	SW846 8270C
2,4-Dinitrophenol	ND	1600	ug/kg	SW846 8270C

(Continued on next page)

METHOD BLANK REPORT

GC/MS Semivolatiles

Client Lot #...: 8K18217 **Work Order #...:** K3KJG1AA **Matrix.....:** SOLID

PARAMETER	RESULT	REPORTING LIMIT	UNITS	METHOD
2,4-Dinitrotoluene	ND	330	ug/kg	SW846 8270C
2,6-Dinitrotoluene	ND	330	ug/kg	SW846 8270C
Di-n-octyl phthalate	ND	330	ug/kg	SW846 8270C
Fluoranthene	ND	330	ug/kg	SW846 8270C
Fluorene	ND	330	ug/kg	SW846 8270C
Hexachlorobenzene	ND	330	ug/kg	SW846 8270C
Hexachlorobutadiene	ND	330	ug/kg	SW846 8270C
Hexachlorocyclopenta-diene	ND	1600	ug/kg	SW846 8270C
Hexachloroethane	ND	330	ug/kg	SW846 8270C
Indeno(1,2,3-cd)pyrene	ND	330	ug/kg	SW846 8270C
Isophorone	ND	330	ug/kg	SW846 8270C
2-Methylnaphthalene	ND	330	ug/kg	SW846 8270C
2-Methylphenol	ND	330	ug/kg	SW846 8270C
4-Methylphenol	ND	330	ug/kg	SW846 8270C
Naphthalene	ND	330	ug/kg	SW846 8270C
2-Nitroaniline	ND	1600	ug/kg	SW846 8270C
3-Nitroaniline	ND	1600	ug/kg	SW846 8270C
4-Nitroaniline	ND	1600	ug/kg	SW846 8270C
Nitrobenzene	ND	330	ug/kg	SW846 8270C
2-Nitrophenol	ND	330	ug/kg	SW846 8270C
4-Nitrophenol	ND	1600	ug/kg	SW846 8270C
N-Nitrosodi-n-propyl-amine	ND	330	ug/kg	SW846 8270C
N-Nitrosodiphenylamine	ND	330	ug/kg	SW846 8270C
2,2'-oxybis (1-Chloropropane)	ND	330	ug/kg	SW846 8270C
Pentachlorophenol	ND	330	ug/kg	SW846 8270C
Phenanthrene	ND	330	ug/kg	SW846 8270C
Phenol	ND	330	ug/kg	SW846 8270C
Pyrene	ND	330	ug/kg	SW846 8270C
2,4,5-Trichloro-phenol	ND	330	ug/kg	SW846 8270C
2,4,6-Trichloro-phenol	ND	330	ug/kg	SW846 8270C

SURROGATE	PERCENT RECOVERY	RECOVERY LIMITS
Nitrobenzene-d5	66	(24 - 112)
2-Fluorobiphenyl	62	(34 - 110)
Terphenyl-d14	86	(41 - 119)
Phenol-d5	68	(28 - 110)
2-Fluorophenol	71	(26 - 110)
2,4,6-Tribromophenol	55	(10 - 118)

(Continued on next page)

METHOD BLANK REPORT

GC/MS Semivolatiles

Client Lot #...: 8K18217 **Work Order #...:** K3KJG1AA **Matrix.....:** SOLID

NOTE(S):

Calculations are performed before rounding to avoid round-off errors in calculated results.

METHOD BLANK REPORT

GC/MS Semivolatiles

Client Lot #...: 8K18217 **Work Order #...:** K3ME31AA **Matrix.....:** SOLID
MB Lot-Sample #: A8K250000-393

Prep Date.....: 11/25/08
Analysis Date..: 11/28/08 **Prep Batch #...:** 8330393
Dilution Factor: 1

PARAMETER	RESULT	REPORTING LIMIT	UNITS	METHOD
Acenaphthene	ND	330	ug/kg	SW846 8270C
Acenaphthylene	ND	330	ug/kg	SW846 8270C
Acetophenone	ND	67	ug/kg	SW846 8270C
Anthracene	ND	330	ug/kg	SW846 8270C
Atrazine	ND	330	ug/kg	SW846 8270C
Benzo(a)anthracene	ND	330	ug/kg	SW846 8270C
Benzo(a)pyrene	ND	330	ug/kg	SW846 8270C
Benzo(b)fluoranthene	ND	330	ug/kg	SW846 8270C
Benzo(ghi)perylene	ND	330	ug/kg	SW846 8270C
Benzo(k)fluoranthene	ND	330	ug/kg	SW846 8270C
Benzaldehyde	ND	330	ug/kg	SW846 8270C
1,1'-Biphenyl	ND	330	ug/kg	SW846 8270C
bis(2-Chloroethoxy) methane	ND	330	ug/kg	SW846 8270C
bis(2-Chloroethyl)-ether	ND	330	ug/kg	SW846 8270C
bis(2-Ethylhexyl) phthalate	ND	330	ug/kg	SW846 8270C
4-Bromophenyl phenyl ether	ND	330	ug/kg	SW846 8270C
Butyl benzyl phthalate	ND	330	ug/kg	SW846 8270C
Caprolactam	ND	330	ug/kg	SW846 8270C
Carbazole	ND	330	ug/kg	SW846 8270C
4-Chloroaniline	ND	330	ug/kg	SW846 8270C
4-Chloro-3-methylphenol	ND	330	ug/kg	SW846 8270C
2-Chloronaphthalene	ND	330	ug/kg	SW846 8270C
2-Chlorophenol	ND	330	ug/kg	SW846 8270C
4-Chlorophenyl phenyl ether	ND	330	ug/kg	SW846 8270C
Chrysene	ND	330	ug/kg	SW846 8270C
Dibenz(a,h)anthracene	ND	330	ug/kg	SW846 8270C
Dibenzofuran	ND	330	ug/kg	SW846 8270C
3,3'-Dichlorobenzidine	ND	1600	ug/kg	SW846 8270C
2,4-Dichlorophenol	ND	330	ug/kg	SW846 8270C
Diethyl phthalate	ND	330	ug/kg	SW846 8270C
2,4-Dimethylphenol	ND	330	ug/kg	SW846 8270C
Dimethyl phthalate	ND	330	ug/kg	SW846 8270C
Di-n-butyl phthalate	ND	330	ug/kg	SW846 8270C
4,6-Dinitro-2-methylphenol	ND	1600	ug/kg	SW846 8270C
2,4-Dinitrophenol	ND	1600	ug/kg	SW846 8270C

(Continued on next page)

METHOD BLANK REPORT

GC/MS Semivolatiles

Client Lot #...: 8K18217 **Work Order #...:** K3ME31AA **Matrix.....:** SOLID

PARAMETER	RESULT	REPORTING LIMIT	UNITS	METHOD
2,4-Dinitrotoluene	ND	330	ug/kg	SW846 8270C
2,6-Dinitrotoluene	ND	330	ug/kg	SW846 8270C
Di-n-octyl phthalate	ND	330	ug/kg	SW846 8270C
Fluoranthene	ND	330	ug/kg	SW846 8270C
Fluorene	ND	330	ug/kg	SW846 8270C
Hexachlorobenzene	ND	330	ug/kg	SW846 8270C
Hexachlorobutadiene	ND	330	ug/kg	SW846 8270C
Hexachlorocyclopenta-diene	ND	1600	ug/kg	SW846 8270C
Hexachloroethane	ND	330	ug/kg	SW846 8270C
Indeno(1,2,3-cd)pyrene	ND	330	ug/kg	SW846 8270C
Isophorone	ND	330	ug/kg	SW846 8270C
2-Methylnaphthalene	ND	330	ug/kg	SW846 8270C
2-Methylphenol	ND	330	ug/kg	SW846 8270C
4-Methylphenol	ND	330	ug/kg	SW846 8270C
Naphthalene	ND	330	ug/kg	SW846 8270C
2-Nitroaniline	ND	1600	ug/kg	SW846 8270C
3-Nitroaniline	ND	1600	ug/kg	SW846 8270C
4-Nitroaniline	ND	1600	ug/kg	SW846 8270C
Nitrobenzene	ND	330	ug/kg	SW846 8270C
2-Nitrophenol	ND	330	ug/kg	SW846 8270C
4-Nitrophenol	ND	1600	ug/kg	SW846 8270C
N-Nitrosodi-n-propyl-amine	ND	330	ug/kg	SW846 8270C
N-Nitrosodiphenylamine	ND	330	ug/kg	SW846 8270C
2,2'-oxybis (1-Chloropropane)	ND	330	ug/kg	SW846 8270C
Pentachlorophenol	ND	330	ug/kg	SW846 8270C
Phenanthrene	ND	330	ug/kg	SW846 8270C
Phenol	ND	330	ug/kg	SW846 8270C
Pyrene	ND	330	ug/kg	SW846 8270C
2,4,5-Trichloro-phenol	ND	330	ug/kg	SW846 8270C
2,4,6-Trichloro-phenol	ND	330	ug/kg	SW846 8270C

SURROGATE	PERCENT RECOVERY	RECOVERY LIMITS
Nitrobenzene-d5	76	(24 - 112)
2-Fluorobiphenyl	76	(34 - 110)
Terphenyl-d14	112	(41 - 119)
Phenol-d5	80	(28 - 110)
2-Fluorophenol	85	(26 - 110)
2,4,6-Tribromophenol	71	(10 - 118)

(Continued on next page)

METHOD BLANK REPORT

GC/MS Semivolatiles

Client Lot #...: 8K18217 **Work Order #...:** K3ME31AA **Matrix.....:** SOLID

NOTE(S):

Calculations are performed before rounding to avoid round-off errors in calculated results.

METHOD BLANK REPORT

GC/MS Semivolatiles

Client Lot #...: 8K18217 **Work Order #...:** K3NV61AA **Matrix.....:** SOLID
MB Lot-Sample #: A8K260000-026

Prep Date.....: 11/26/08
Analysis Date..: 12/03/08 **Prep Batch #...:** 8331026
Dilution Factor: 1

PARAMETER	RESULT	REPORTING LIMIT	UNITS	METHOD
Acenaphthene	ND	330	ug/kg	SW846 8270C
Acenaphthylene	ND	330	ug/kg	SW846 8270C
Acetophenone	ND	67	ug/kg	SW846 8270C
Anthracene	ND	330	ug/kg	SW846 8270C
Atrazine	ND	330	ug/kg	SW846 8270C
Benzo(a)anthracene	ND	330	ug/kg	SW846 8270C
Benzo(a)pyrene	ND	330	ug/kg	SW846 8270C
Benzo(b)fluoranthene	ND	330	ug/kg	SW846 8270C
Benzo(ghi)perylene	ND	330	ug/kg	SW846 8270C
Benzo(k)fluoranthene	ND	330	ug/kg	SW846 8270C
Benzaldehyde	ND	330	ug/kg	SW846 8270C
1,1'-Biphenyl	ND	330	ug/kg	SW846 8270C
bis(2-Chloroethoxy) methane	ND	330	ug/kg	SW846 8270C
bis(2-Chloroethyl)-ether	ND	330	ug/kg	SW846 8270C
bis(2-Ethylhexyl) phthalate	**2000**	**330**	**ug/kg**	**SW846 8270C**
4-Bromophenyl phenyl ether	ND	330	ug/kg	SW846 8270C
Butyl benzyl phthalate	ND	330	ug/kg	SW846 8270C
Caprolactam	ND	330	ug/kg	SW846 8270C
Carbazole	ND	330	ug/kg	SW846 8270C
4-Chloroaniline	ND	330	ug/kg	SW846 8270C
4-Chloro-3-methylphenol	ND	330	ug/kg	SW846 8270C
2-Chloronaphthalene	ND	330	ug/kg	SW846 8270C
2-Chlorophenol	ND	330	ug/kg	SW846 8270C
4-Chlorophenyl phenyl ether	ND	330	ug/kg	SW846 8270C
Chrysene	ND	330	ug/kg	SW846 8270C
Dibenz(a,h)anthracene	ND	330	ug/kg	SW846 8270C
Dibenzofuran	ND	330	ug/kg	SW846 8270C
3,3'-Dichlorobenzidine	ND	1600	ug/kg	SW846 8270C
2,4-Dichlorophenol	ND	330	ug/kg	SW846 8270C
Diethyl phthalate	ND	330	ug/kg	SW846 8270C
2,4-Dimethylphenol	ND	330	ug/kg	SW846 8270C
Dimethyl phthalate	ND	330	ug/kg	SW846 8270C
Di-n-butyl phthalate	ND	330	ug/kg	SW846 8270C
4,6-Dinitro-2-methylphenol	ND	1600	ug/kg	SW846 8270C
2,4-Dinitrophenol	ND	1600	ug/kg	SW846 8270C

(Continued on next page)

METHOD BLANK REPORT

GC/MS Semivolatiles

Client Lot #...: 8K18217 **Work Order #...:** K3NV61AA **Matrix.....:** SOLID

PARAMETER	RESULT	REPORTING LIMIT	UNITS	METHOD
2,4-Dinitrotoluene	ND	330	ug/kg	SW846 8270C
2,6-Dinitrotoluene	ND	330	ug/kg	SW846 8270C
Di-n-octyl phthalate	ND	330	ug/kg	SW846 8270C
Fluoranthene	ND	330	ug/kg	SW846 8270C
Fluorene	ND	330	ug/kg	SW846 8270C
Hexachlorobenzene	ND	330	ug/kg	SW846 8270C
Hexachlorobutadiene	ND	330	ug/kg	SW846 8270C
Hexachlorocyclopenta-diene	ND	1600	ug/kg	SW846 8270C
Hexachloroethane	ND	330	ug/kg	SW846 8270C
Indeno(1,2,3-cd)pyrene	ND	330	ug/kg	SW846 8270C
Isophorone	ND	330	ug/kg	SW846 8270C
2-Methylnaphthalene	ND	330	ug/kg	SW846 8270C
2-Methylphenol	ND	330	ug/kg	SW846 8270C
4-Methylphenol	ND	330	ug/kg	SW846 8270C
Naphthalene	ND	330	ug/kg	SW846 8270C
2-Nitroaniline	ND	1600	ug/kg	SW846 8270C
3-Nitroaniline	ND	1600	ug/kg	SW846 8270C
4-Nitroaniline	ND	1600	ug/kg	SW846 8270C
Nitrobenzene	ND	330	ug/kg	SW846 8270C
2-Nitrophenol	ND	330	ug/kg	SW846 8270C
4-Nitrophenol	ND	1600	ug/kg	SW846 8270C
N-Nitrosodi-n-propyl-amine	ND	330	ug/kg	SW846 8270C
N-Nitrosodiphenylamine	ND	330	ug/kg	SW846 8270C
2,2'-oxybis (1-Chloropropane)	ND	330	ug/kg	SW846 8270C
Pentachlorophenol	ND	330	ug/kg	SW846 8270C
Phenanthrene	ND	330	ug/kg	SW846 8270C
Phenol	ND	330	ug/kg	SW846 8270C
Pyrene	ND	330	ug/kg	SW846 8270C
2,4,5-Trichloro-phenol	ND	330	ug/kg	SW846 8270C
2,4,6-Trichloro-phenol	ND	330	ug/kg	SW846 8270C

SURROGATE	PERCENT RECOVERY	RECOVERY LIMITS
Nitrobenzene-d5	66	(24 - 112)
2-Fluorobiphenyl	66	(34 - 110)
Terphenyl-d14	94	(41 - 119)
Phenol-d5	76	(28 - 110)
2-Fluorophenol	82	(26 - 110)
2,4,6-Tribromophenol	61	(10 - 118)

(Continued on next page)

METHOD BLANK REPORT

GC/MS Semivolatiles

Client Lot #...: 8K18217 **Work Order #...:** K3NV61AA **Matrix.....:** SOLID

NOTE(S):

Calculations are performed before rounding to avoid round-off errors in calculated results.

METHOD BLANK REPORT

GC Semivolatiles

Client Lot #...: 8K18217 **Work Order #...:** K3FKC1AA **Matrix.....:** SOLID
MB Lot-Sample #: A8K210000-343

Prep Date.....: 11/22/08
Analysis Date..: 11/27/08 **Prep Batch #...:** 8326343
Dilution Factor: 1

PARAMETER	RESULT	REPORTING LIMIT	UNITS	METHOD
Aroclor 1016	ND	33	ug/kg	SW846 8082
Aroclor 1221	ND	33	ug/kg	SW846 8082
Aroclor 1232	ND	33	ug/kg	SW846 8082
Aroclor 1242	ND	33	ug/kg	SW846 8082
Aroclor 1248	ND	33	ug/kg	SW846 8082
Aroclor 1254	ND	33	ug/kg	SW846 8082
Aroclor 1260	ND	33	ug/kg	SW846 8082

SURROGATE	PERCENT RECOVERY	RECOVERY LIMITS
Tetrachloro-m-xylene	47	(10 - 196)
Decachlorobiphenyl	47	(10 - 199)

NOTE(S):

Calculations are performed before rounding to avoid round-off errors in calculated results.

METHOD BLANK REPORT

GC Semivolatiles

Client Lot #...: 8K18217 **Work Order #...:** K3FKR1AA **Matrix.....:** SOLID
MB Lot-Sample #: A8K210000-344

Prep Date.....: 11/22/08
Analysis Date..: 12/01/08 **Prep Batch #...:** 8326344
Dilution Factor: 1

PARAMETER	RESULT	REPORTING LIMIT	UNITS	METHOD
Aroclor 1016	ND	33	ug/kg	SW846 8082
Aroclor 1221	ND	33	ug/kg	SW846 8082
Aroclor 1232	ND	33	ug/kg	SW846 8082
Aroclor 1242	ND	33	ug/kg	SW846 8082
Aroclor 1248	ND	33	ug/kg	SW846 8082
Aroclor 1254	ND	33	ug/kg	SW846 8082
Aroclor 1260	ND	33	ug/kg	SW846 8082

SURROGATE	PERCENT RECOVERY	RECOVERY LIMITS
Tetrachloro-m-xylene	63	(10 - 196)
Decachlorobiphenyl	54	(10 - 199)

NOTE(S):

Calculations are performed before rounding to avoid round-off errors in calculated results.

METHOD BLANK REPORT

GC Semivolatiles

Client Lot #...: 8K18217 **Work Order #...:** K3K5D1AA **Matrix.....:** SOLID
MB Lot-Sample #: A8K250000-028

Prep Date.....: 11/25/08
Analysis Date..: 12/01/08 **Prep Batch #...:** 8330028
Dilution Factor: 1

PARAMETER	RESULT	REPORTING LIMIT	UNITS	METHOD
Aroclor 1016	ND	33	ug/kg	SW846 8082
Aroclor 1221	ND	33	ug/kg	SW846 8082
Aroclor 1232	ND	33	ug/kg	SW846 8082
Aroclor 1242	ND	33	ug/kg	SW846 8082
Aroclor 1248	ND	33	ug/kg	SW846 8082
Aroclor 1254	ND	33	ug/kg	SW846 8082
Aroclor 1260	ND	33	ug/kg	SW846 8082

SURROGATE	PERCENT RECOVERY	RECOVERY LIMITS
Tetrachloro-m-xylene	88	(10 - 196)
Decachlorobiphenyl	90	(10 - 199)

NOTE(S):

Calculations are performed before rounding to avoid round-off errors in calculated results.

METHOD BLANK REPORT

TOTAL Metals

Client Lot #...: 8K18217 **Matrix.....:** SOLID

PARAMETER	RESULT	REPORTING LIMIT	UNITS	METHOD	PREPARATION-ANALYSIS DATE	WORK ORDER #
MB Lot-Sample #: A8K190000-023 **Prep Batch #...:** 8324023						
Aluminum	ND	20.0	mg/kg	SW846 6010B	11/19-11/22/08	K271M1AA
		Dilution Factor: 1				
Arsenic	ND	1.0	mg/kg	SW846 6010B	11/19-11/22/08	K271M1AR
		Dilution Factor: 1				
Antimony	ND	6.0	mg/kg	SW846 6010B	11/19-11/22/08	K271M1AC
		Dilution Factor: 1				
Lead	ND	0.30	mg/kg	SW846 6010B	11/19-11/22/08	K271M1AT
		Dilution Factor: 1				
Selenium	ND	0.50	mg/kg	SW846 6010B	11/19-11/22/08	K271M1AU
		Dilution Factor: 1				
Thallium	ND	1.0	mg/kg	SW846 6010B	11/19-11/22/08	K271M1AV
		Dilution Factor: 1				
Cadmium	ND	0.50	mg/kg	SW846 6010B	11/19-11/22/08	K271M1AD
		Dilution Factor: 1				
Chromium	ND	1.0	mg/kg	SW846 6010B	11/19-11/22/08	K271M1AE
		Dilution Factor: 1				
Cobalt	ND	5.0	mg/kg	SW846 6010B	11/19-11/22/08	K271M1AF
		Dilution Factor: 1				
Copper	ND	2.5	mg/kg	SW846 6010B	11/19-11/22/08	K271M1AG
		Dilution Factor: 1				
Iron	ND	10.0	mg/kg	SW846 6010B	11/19-11/22/08	K271M1AH
		Dilution Factor: 1				
Manganese	ND	1.5	mg/kg	SW846 6010B	11/19-11/22/08	K271M1AJ
		Dilution Factor: 1				
Nickel	ND	4.0	mg/kg	SW846 6010B	11/19-11/22/08	K271M1AK
		Dilution Factor: 1				
Potassium	ND	500	mg/kg	SW846 6010B	11/19-11/22/08	K271M1AL
		Dilution Factor: 1				
Silver	ND	1.0	mg/kg	SW846 6010B	11/19-11/22/08	K271M1AM
		Dilution Factor: 1				

(Continued on next page)

METHOD BLANK REPORT

TOTAL Metals

Client Lot #...: 8K18217 **Matrix.....:** SOLID

PARAMETER	RESULT	REPORTING LIMIT	UNITS	METHOD	PREPARATION-ANALYSIS DATE	WORK ORDER #
Sodium	ND	500	mg/kg	SW846 6010B	11/19-11/22/08	K271M1AN
		Dilution Factor: 1				
Vanadium	ND	5.0	mg/kg	SW846 6010B	11/19-11/22/08	K271M1AP
		Dilution Factor: 1				
Zinc	ND	2.0	mg/kg	SW846 6010B	11/19-11/22/08	K271M1AQ
		Dilution Factor: 1				
Mercury	ND	0.10	mg/kg	SW846 7471A	11/19-11/21/08	K271M1AW
		Dilution Factor: 1				

MB Lot-Sample #: A8K200000-023 **Prep Batch #...:** 8325023

Aluminum	ND	20.0	mg/kg	SW846 6010B	11/20-11/25/08	K3ALD1AE
		Dilution Factor: 1				
Arsenic	ND	1.0	mg/kg	SW846 6010B	11/20-11/25/08	K3ALD1AV
		Dilution Factor: 1				
Antimony	ND	6.0	mg/kg	SW846 6010B	11/20-11/25/08	K3ALD1AF
		Dilution Factor: 1				
Lead	ND	0.30	mg/kg	SW846 6010B	11/20-11/25/08	K3ALD1AK
		Dilution Factor: 1				
Selenium	ND	0.50	mg/kg	SW846 6010B	11/20-11/25/08	K3ALD1AL
		Dilution Factor: 1				
Thallium	ND	1.0	mg/kg	SW846 6010B	11/20-11/25/08	K3ALD1AM
		Dilution Factor: 1				
Cadmium	ND	0.50	mg/kg	SW846 6010B	11/20-11/25/08	K3ALD1AG
		Dilution Factor: 1				
Chromium	ND	1.0	mg/kg	SW846 6010B	11/20-11/25/08	K3ALD1AH
		Dilution Factor: 1				
Cobalt	ND	5.0	mg/kg	SW846 6010B	11/20-11/25/08	K3ALD1AJ
		Dilution Factor: 1				
Copper	ND	2.5	mg/kg	SW846 6010B	11/20-11/25/08	K3ALD1AA
		Dilution Factor: 1				
Iron	ND	10.0	mg/kg	SW846 6010B	11/20-11/25/08	K3ALD1AC
		Dilution Factor: 1				

(Continued on next page)

METHOD BLANK REPORT

TOTAL Metals

Client Lot #...: 8K18217 **Matrix.....:** SOLID

PARAMETER	RESULT	REPORTING LIMIT	UNITS	METHOD	PREPARATION-ANALYSIS DATE	WORK ORDER #
Manganese	ND	1.5	mg/kg	SW846 6010B	11/20-11/25/08	K3ALD1AD
		Dilution Factor: 1				
Nickel	ND	4.0	mg/kg	SW846 6010B	11/20-11/25/08	K3ALD1AN
		Dilution Factor: 1				
Potassium	ND	500	mg/kg	SW846 6010B	11/20-11/25/08	K3ALD1AP
		Dilution Factor: 1				
Silver	ND	1.0	mg/kg	SW846 6010B	11/20-11/25/08	K3ALD1AQ
		Dilution Factor: 1				
Sodium	ND	500	mg/kg	SW846 6010B	11/20-11/25/08	K3ALD1AR
		Dilution Factor: 1				
Vanadium	ND	5.0	mg/kg	SW846 6010B	11/20-11/25/08	K3ALD1AT
		Dilution Factor: 1				
Zinc	ND	2.0	mg/kg	SW846 6010B	11/20-11/25/08	K3ALD1AU
		Dilution Factor: 1				
Mercury	ND	0.10	mg/kg	SW846 7471A	11/20-11/21/08	K3ALD1AW
		Dilution Factor: 1				

MB Lot-Sample #: A8K210000-023 **Prep Batch #...:** 8326023

Aluminum	ND	20.0	mg/kg	SW846 6010B	11/21-11/24/08	K3D9A1AA
		Dilution Factor: 1				
Arsenic	ND	1.0	mg/kg	SW846 6010B	11/21-11/24/08	K3D9A1AR
		Dilution Factor: 1				
Antimony	ND	6.0	mg/kg	SW846 6010B	11/21-11/24/08	K3D9A1AC
		Dilution Factor: 1				
Lead	ND	0.30	mg/kg	SW846 6010B	11/21-11/24/08	K3D9A1AT
		Dilution Factor: 1				
Selenium	ND	0.50	mg/kg	SW846 6010B	11/21-11/24/08	K3D9A1AU
		Dilution Factor: 1				
Thallium	ND	1.0	mg/kg	SW846 6010B	11/21-11/24/08	K3D9A1AV
		Dilution Factor: 1				
Cadmium	ND	0.50	mg/kg	SW846 6010B	11/21-11/24/08	K3D9A1AD
		Dilution Factor: 1				

(Continued on next page)

METHOD BLANK REPORT

TOTAL Metals

Client Lot #...: 8K18217 **Matrix.....:** SOLID

PARAMETER	RESULT	REPORTING LIMIT	UNITS	METHOD	PREPARATION-ANALYSIS DATE	WORK ORDER #
Chromium	ND	1.0	mg/kg	SW846 6010B	11/21-11/24/08	K3D9A1AE
		Dilution Factor: 1				
Cobalt	ND	5.0	mg/kg	SW846 6010B	11/21-11/24/08	K3D9A1AF
		Dilution Factor: 1				
Copper	ND	2.5	mg/kg	SW846 6010B	11/21-11/24/08	K3D9A1AG
		Dilution Factor: 1				
Iron	ND	10.0	mg/kg	SW846 6010B	11/21-11/24/08	K3D9A1AH
		Dilution Factor: 1				
Manganese	ND	1.5	mg/kg	SW846 6010B	11/21-11/24/08	K3D9A1AJ
		Dilution Factor: 1				
Nickel	ND	4.0	mg/kg	SW846 6010B	11/21-11/24/08	K3D9A1AK
		Dilution Factor: 1				
Potassium	ND	500	mg/kg	SW846 6010B	11/21-11/24/08	K3D9A1AL
		Dilution Factor: 1				
Silver	ND	1.0	mg/kg	SW846 6010B	11/21-11/24/08	K3D9A1AM
		Dilution Factor: 1				
Sodium	ND	500	mg/kg	SW846 6010B	11/21-11/24/08	K3D9A1AN
		Dilution Factor: 1				
Vanadium	ND	5.0	mg/kg	SW846 6010B	11/21-11/24/08	K3D9A1AP
		Dilution Factor: 1				
Zinc	ND	2.0	mg/kg	SW846 6010B	11/21-11/24/08	K3D9A1AQ
		Dilution Factor: 1				
Mercury	ND	0.10	mg/kg	SW846 7471A	11/21/08	K3D9A1AW
		Dilution Factor: 1				

MB Lot-Sample #: A8K250000-016 **Prep Batch #...:** 8330016

Mercury	ND	0.10	mg/kg	SW846 7471A	11/25/08	K3K4N1AA
		Dilution Factor: 1				

(Continued on next page)

METHOD BLANK REPORT

TOTAL Metals

Client Lot #...: 8K18217 **Matrix.....:** SOLID

PARAMETER	RESULT	REPORTING LIMIT	UNITS	METHOD	PREPARATION-ANALYSIS DATE	WORK ORDER #
MB Lot-Sample #: A8K250000-017 **Prep Batch #...:** 8330017						
Aluminum	ND	20.0	mg/kg	SW846 6010B	11/25-11/26/08	K3K4Q1AA
		Dilution Factor: 1				
Arsenic	ND	1.0	mg/kg	SW846 6010B	11/25-11/26/08	K3K4Q1AR
		Dilution Factor: 1				
Antimony	ND	6.0	mg/kg	SW846 6010B	11/25-11/26/08	K3K4Q1AC
		Dilution Factor: 1				
Lead	ND	0.30	mg/kg	SW846 6010B	11/25-11/26/08	K3K4Q1AT
		Dilution Factor: 1				
Selenium	ND	0.50	mg/kg	SW846 6010B	11/25-11/26/08	K3K4Q1AU
		Dilution Factor: 1				
Thallium	ND	1.0	mg/kg	SW846 6010B	11/25-11/26/08	K3K4Q1AV
		Dilution Factor: 1				
Cadmium	ND	0.50	mg/kg	SW846 6010B	11/25-11/26/08	K3K4Q1AD
		Dilution Factor: 1				
Chromium	ND	1.0	mg/kg	SW846 6010B	11/25-11/26/08	K3K4Q1AE
		Dilution Factor: 1				
Cobalt	ND	5.0	mg/kg	SW846 6010B	11/25-11/26/08	K3K4Q1AF
		Dilution Factor: 1				
Copper	ND	2.5	mg/kg	SW846 6010B	11/25-11/26/08	K3K4Q1AG
		Dilution Factor: 1				
Iron	ND	10.0	mg/kg	SW846 6010B	11/25-11/26/08	K3K4Q1AH
		Dilution Factor: 1				
Manganese	ND	1.5	mg/kg	SW846 6010B	11/25-11/26/08	K3K4Q1AJ
		Dilution Factor: 1				
Nickel	ND	4.0	mg/kg	SW846 6010B	11/25-11/26/08	K3K4Q1AK
		Dilution Factor: 1				
Potassium	ND	500	mg/kg	SW846 6010B	11/25-11/26/08	K3K4Q1AL
		Dilution Factor: 1				
Silver	ND	1.0	mg/kg	SW846 6010B	11/25-11/26/08	K3K4Q1AM
		Dilution Factor: 1				

(Continued on next page)

METHOD BLANK REPORT

TOTAL Metals

Client Lot #...: 8K18217 **Matrix.....:** SOLID

PARAMETER	RESULT	REPORTING LIMIT	UNITS	METHOD	PREPARATION-ANALYSIS DATE	WORK ORDER #
Sodium	ND	500	mg/kg	SW846 6010B	11/25-11/26/08	K3K4Q1AN
		Dilution Factor: 1				
Vanadium	ND	5.0	mg/kg	SW846 6010B	11/25-11/26/08	K3K4Q1AP
		Dilution Factor: 1				
Zinc	ND	2.0	mg/kg	SW846 6010B	11/25-11/26/08	K3K4Q1AQ
		Dilution Factor: 1				
Mercury	ND	0.10	mg/kg	SW846 7471A	11/25/08	K3K4Q1AW
		Dilution Factor: 1				

NOTE(S):

Calculations are performed before rounding to avoid round-off errors in calculated results.

METHOD BLANK REPORT

General Chemistry

Client Lot #...: 8K18217 **Matrix.....:** SOLID

PARAMETER	RESULT	REPORTING LIMIT	UNITS	METHOD	PREPARATION-ANALYSIS DATE	PREP BATCH #
Percent Solids		Work Order #: K3FQW1AA		MB Lot-Sample #:	A8K210000-379	
	ND	10.0	%	MCAWW 160.3 MOD	11/21-11/24/08	8326379
		Dilution Factor: 1				
Percent Solids		Work Order #: K3FQ21AA		MB Lot-Sample #:	A8K210000-382	
	ND	10.0	%	MCAWW 160.3 MOD	11/21-11/24/08	8326382
		Dilution Factor: 1				
Percent Solids		Work Order #: K3MCR1AA		MB Lot-Sample #:	A8K250000-375	
	ND	10.0	%	MCAWW 160.3 MOD	11/25-11/26/08	8330375
		Dilution Factor: 1				
Percent Solids		Work Order #: K3M261AA		MB Lot-Sample #:	A8K250000-499	
	ND	10.0	%	MCAWW 160.3 MOD	11/25-11/26/08	8330499
		Dilution Factor: 1				
Percent Solids		Work Order #: K3M3J1AA		MB Lot-Sample #:	A8K250000-500	
	ND	10.0	%	MCAWW 160.3 MOD	11/25-11/26/08	8330500
		Dilution Factor: 1				
Percent Solids		Work Order #: K3PEW1AA		MB Lot-Sample #:	A8K250000-501	
	ND	10.0	%	MCAWW 160.3 MOD	11/25-11/26/08	8330501
		Dilution Factor: 1				
Percent Solids		Work Order #: K3PVE1AA		MB Lot-Sample #:	A8K260000-324	
	ND	10.0	%	MCAWW 160.3 MOD	11/26-11/28/08	8331324
		Dilution Factor: 1				
Percent Solids		Work Order #: K3V001AA		MB Lot-Sample #:	A8L010000-474	
	ND	10.0	%	MCAWW 160.3 MOD	12/01-12/02/08	8336474
		Dilution Factor: 1				
Percent Solids		Work Order #: K3V031AA		MB Lot-Sample #:	A8L010000-478	
	ND	10.0	%	MCAWW 160.3 MOD	12/01-12/02/08	8336478
		Dilution Factor: 1				

NOTE(S):

Calculations are performed before rounding to avoid round-off errors in calculated results.

LABORATORY CONTROL SAMPLE EVALUATION REPORT

GC/MS Volatiles

Client Lot #...: 8K18217 **Work Order #...:** K3PLM1AC-LCS **Matrix.....:** SOLID
LCS Lot-Sample#: A8K260000-294 K3PLM1AD-LCSD
Prep Date.....: 11/25/08 **Analysis Date..:** 11/25/08
Prep Batch #...: 8331294
Dilution Factor: 1

PARAMETER	PERCENT RECOVERY	RECOVERY LIMITS	RPD	RPD LIMITS	METHOD
Benzene	**88**	**(75 - 129)**			**SW846 8260B**
	88	**(75 - 129)**	**0.61**	**(0-20)**	**SW846 8260B**
Chlorobenzene	**88**	**(75 - 127)**			**SW846 8260B**
	85	**(75 - 127)**	**3.7**	**(0-22)**	**SW846 8260B**
1,1-Dichloroethene	**101**	**(55 - 142)**			**SW846 8260B**
	98	**(55 - 142)**	**3.6**	**(0-27)**	**SW846 8260B**
Toluene	**86**	**(71 - 130)**			**SW846 8260B**
	83	**(71 - 130)**	**3.0**	**(0-24)**	**SW846 8260B**
Trichloroethene	**99**	**(70 - 131)**			**SW846 8260B**
	99	**(70 - 131)**	**0.14**	**(0-23)**	**SW846 8260B**

SURROGATE	PERCENT RECOVERY	RECOVERY LIMITS
Dibromofluoromethane	90	(59 - 138)
	90	(59 - 138)
1,2-Dichloroethane-d4	101	(61 - 130)
	103	(61 - 130)
Toluene-d8	80	(60 - 143)
	79	(60 - 143)
4-Bromofluorobenzene	91	(47 - 158)
	93	(47 - 158)

NOTE(S):

Calculations are performed before rounding to avoid round-off errors in calculated results.

Bold print denotes control parameters

LABORATORY CONTROL SAMPLE EVALUATION REPORT

GC/MS Volatiles

Client Lot #...: 8K18217 **Work Order #...:** K3RGJ1AC-LCS **Matrix.....:** SOLID
LCS Lot-Sample#: A8K280000-056 K3RGJ1AD-LCSD
Prep Date.....: 11/26/08 **Analysis Date..:** 11/26/08
Prep Batch #...: 8333056
Dilution Factor: 1

PARAMETER	PERCENT RECOVERY	RECOVERY LIMITS	RPD	RPD LIMITS	METHOD
Benzene	**86**	**(75 - 129)**			**SW846 8260B**
	86	**(75 - 129)**	**0.45**	**(0-20)**	**SW846 8260B**
Chlorobenzene	**86**	**(75 - 127)**			**SW846 8260B**
	85	**(75 - 127)**	**0.58**	**(0-22)**	**SW846 8260B**
1,1-Dichloroethene	**100**	**(55 - 142)**			**SW846 8260B**
	97	**(55 - 142)**	**3.1**	**(0-27)**	**SW846 8260B**
Toluene	**82**	**(71 - 130)**			**SW846 8260B**
	83	**(71 - 130)**	**0.80**	**(0-24)**	**SW846 8260B**
Trichloroethene	**98**	**(70 - 131)**			**SW846 8260B**
	97	**(70 - 131)**	**1.4**	**(0-23)**	**SW846 8260B**

SURROGATE	PERCENT RECOVERY	RECOVERY LIMITS
Dibromofluoromethane	89	(59 - 138)
	92	(59 - 138)
1,2-Dichloroethane-d4	100	(61 - 130)
	102	(61 - 130)
Toluene-d8	80	(60 - 143)
	81	(60 - 143)
4-Bromofluorobenzene	92	(47 - 158)
	93	(47 - 158)

NOTE(S):

Calculations are performed before rounding to avoid round-off errors in calculated results.

Bold print denotes control parameters

LABORATORY CONTROL SAMPLE EVALUATION REPORT

GC/MS Volatiles

Client Lot #...: 8K18217 **Work Order #...:** K3TJ21AC-LCS **Matrix.....:** SOLID
LCS Lot-Sample#: A8K280000-349 K3TJ21AD-LCSD
Prep Date.....: 11/26/08 **Analysis Date..:** 11/26/08
Prep Batch #...: 8333349
Dilution Factor: 1

PARAMETER	PERCENT RECOVERY	RECOVERY LIMITS	RPD	RPD LIMITS	METHOD
Benzene	**94**	**(75 - 129)**			**SW846 8260B**
	100	**(75 - 129)**	**6.2**	**(0-20)**	**SW846 8260B**
Chlorobenzene	**93**	**(75 - 127)**			**SW846 8260B**
	97	**(75 - 127)**	**3.7**	**(0-22)**	**SW846 8260B**
1,1-Dichloroethene	**100**	**(55 - 142)**			**SW846 8260B**
	108	**(55 - 142)**	**7.4**	**(0-27)**	**SW846 8260B**
Toluene	**98**	**(71 - 130)**			**SW846 8260B**
	102	**(71 - 130)**	**4.3**	**(0-24)**	**SW846 8260B**
Trichloroethene	**95**	**(70 - 131)**			**SW846 8260B**
	101	**(70 - 131)**	**6.4**	**(0-23)**	**SW846 8260B**

SURROGATE	PERCENT RECOVERY	RECOVERY LIMITS
Dibromofluoromethane	96	(59 - 138)
	97	(59 - 138)
1,2-Dichloroethane-d4	87	(61 - 130)
	87	(61 - 130)
Toluene-d8	104	(60 - 143)
	103	(60 - 143)
4-Bromofluorobenzene	103	(47 - 158)
	100	(47 - 158)

NOTE(S):

Calculations are performed before rounding to avoid round-off errors in calculated results.

Bold print denotes control parameters

LABORATORY CONTROL SAMPLE EVALUATION REPORT

GC/MS Volatiles

Client Lot #...: 8K18217 **Work Order #...:** K3V1J1AC-LCS **Matrix.....:** SOLID
LCS Lot-Sample#: A8L010000-503 K3V1J1AD-LCSD
Prep Date.....: 11/29/08 **Analysis Date..:** 11/29/08
Prep Batch #...: 8336503
Dilution Factor: 1

PARAMETER	PERCENT RECOVERY	RECOVERY LIMITS	RPD	RPD LIMITS	METHOD
Benzene	**88**	**(75 - 129)**			**SW846 8260B**
	89	**(75 - 129)**	**0.69**	**(0-20)**	**SW846 8260B**
Chlorobenzene	**87**	**(75 - 127)**			**SW846 8260B**
	89	**(75 - 127)**	**1.8**	**(0-22)**	**SW846 8260B**
1,1-Dichloroethene	**102**	**(55 - 142)**			**SW846 8260B**
	99	**(55 - 142)**	**3.2**	**(0-27)**	**SW846 8260B**
Toluene	**84**	**(71 - 130)**			**SW846 8260B**
	85	**(71 - 130)**	**1.3**	**(0-24)**	**SW846 8260B**
Trichloroethene	**100**	**(70 - 131)**			**SW846 8260B**
	99	**(70 - 131)**	**1.6**	**(0-23)**	**SW846 8260B**

SURROGATE	PERCENT RECOVERY	RECOVERY LIMITS
Dibromofluoromethane	92	(59 - 138)
	92	(59 - 138)
1,2-Dichloroethane-d4	103	(61 - 130)
	104	(61 - 130)
Toluene-d8	79	(60 - 143)
	81	(60 - 143)
4-Bromofluorobenzene	93	(47 - 158)
	94	(47 - 158)

NOTE(S):

Calculations are performed before rounding to avoid round-off errors in calculated results.

Bold print denotes control parameters

LABORATORY CONTROL SAMPLE EVALUATION REPORT

GC/MS Volatiles

Client Lot #...: 8K18217 **Work Order #...:** K3W181AC-LCS **Matrix.....:** SOLID
LCS Lot-Sample#: A8L020000-312 K3W181AD-LCSD
Prep Date.....: 12/01/08 **Analysis Date..:** 12/01/08
Prep Batch #...: 8337312
Dilution Factor: 1

PARAMETER	PERCENT RECOVERY	RECOVERY LIMITS	RPD	RPD LIMITS	METHOD
Benzene	**103**	**(75 - 129)**			**SW846 8260B**
	102	**(75 - 129)**	**1.3**	**(0-20)**	**SW846 8260B**
Chlorobenzene	**99**	**(75 - 127)**			**SW846 8260B**
	97	**(75 - 127)**	**2.2**	**(0-22)**	**SW846 8260B**
1,1-Dichloroethene	**113**	**(55 - 142)**			**SW846 8260B**
	112	**(55 - 142)**	**0.81**	**(0-27)**	**SW846 8260B**
Toluene	**104**	**(71 - 130)**			**SW846 8260B**
	101	**(71 - 130)**	**3.4**	**(0-24)**	**SW846 8260B**
Trichloroethene	**103**	**(70 - 131)**			**SW846 8260B**
	101	**(70 - 131)**	**2.0**	**(0-23)**	**SW846 8260B**

SURROGATE	PERCENT RECOVERY	RECOVERY LIMITS
Dibromofluoromethane	100	(59 - 138)
	102	(59 - 138)
1,2-Dichloroethane-d4	92	(61 - 130)
	92	(61 - 130)
Toluene-d8	103	(60 - 143)
	101	(60 - 143)
4-Bromofluorobenzene	105	(47 - 158)
	106	(47 - 158)

NOTE(S):

Calculations are performed before rounding to avoid round-off errors in calculated results.

Bold print denotes control parameters

LABORATORY CONTROL SAMPLE EVALUATION REPORT

GC/MS Volatiles

Client Lot #...: 8K18217 **Work Order #...:** K3W991AC-LCS **Matrix.....:** SOLID
LCS Lot-Sample#: A8L020000-379 K3W991AD-LCSD
Prep Date.....: 12/01/08 **Analysis Date..:** 12/01/08
Prep Batch #...: 8337379
Dilution Factor: 1

PARAMETER	PERCENT RECOVERY	RECOVERY LIMITS	RPD	RPD LIMITS	METHOD
Benzene	**90**	**(75 - 129)**			**SW846 8260B**
	89	**(75 - 129)**	**1.1**	**(0-20)**	**SW846 8260B**
Chlorobenzene	**85**	**(75 - 127)**			**SW846 8260B**
	85	**(75 - 127)**	**0.65**	**(0-22)**	**SW846 8260B**
1,1-Dichloroethene	**101**	**(55 - 142)**			**SW846 8260B**
	100	**(55 - 142)**	**0.60**	**(0-27)**	**SW846 8260B**
Toluene	**84**	**(71 - 130)**			**SW846 8260B**
	84	**(71 - 130)**	**0.090**	**(0-24)**	**SW846 8260B**
Trichloroethene	**101**	**(70 - 131)**			**SW846 8260B**
	101	**(70 - 131)**	**0.050**	**(0-23)**	**SW846 8260B**

SURROGATE	PERCENT RECOVERY	RECOVERY LIMITS
Dibromofluoromethane	94	(59 - 138)
	93	(59 - 138)
1,2-Dichloroethane-d4	106	(61 - 130)
	104	(61 - 130)
Toluene-d8	80	(60 - 143)
	80	(60 - 143)
4-Bromofluorobenzene	93	(47 - 158)
	92	(47 - 158)

NOTE(S):

Calculations are performed before rounding to avoid round-off errors in calculated results.

Bold print denotes control parameters

LABORATORY CONTROL SAMPLE EVALUATION REPORT

GC/MS Volatiles

Client Lot #...: 8K18217 **Work Order #...:** K31L71AC-LCS **Matrix.....:** SOLID
LCS Lot-Sample#: A8L030000-462 K31L71AD-LCSD
Prep Date.....: 12/02/08 **Analysis Date..:** 12/02/08
Prep Batch #...: 8338462
Dilution Factor: 1

PARAMETER	PERCENT RECOVERY	RECOVERY LIMITS	RPD	RPD LIMITS	METHOD
Benzene	**91**	**(75 - 129)**			**SW846 8260B**
	90	**(75 - 129)**	**0.47**	**(0-20)**	**SW846 8260B**
Chlorobenzene	**90**	**(75 - 127)**			**SW846 8260B**
	89	**(75 - 127)**	**1.4**	**(0-22)**	**SW846 8260B**
1,1-Dichloroethene	**103**	**(55 - 142)**			**SW846 8260B**
	106	**(55 - 142)**	**3.1**	**(0-27)**	**SW846 8260B**
Toluene	**88**	**(71 - 130)**			**SW846 8260B**
	87	**(71 - 130)**	**0.76**	**(0-24)**	**SW846 8260B**
Trichloroethene	**101**	**(70 - 131)**			**SW846 8260B**
	101	**(70 - 131)**	**0.52**	**(0-23)**	**SW846 8260B**

SURROGATE	PERCENT RECOVERY	RECOVERY LIMITS
Dibromofluoromethane	91	(59 - 138)
	91	(59 - 138)
1,2-Dichloroethane-d4	102	(61 - 130)
	103	(61 - 130)
Toluene-d8	81	(60 - 143)
	79	(60 - 143)
4-Bromofluorobenzene	94	(47 - 158)
	92	(47 - 158)

NOTE(S):

Calculations are performed before rounding to avoid round-off errors in calculated results.

Bold print denotes control parameters

LABORATORY CONTROL SAMPLE EVALUATION REPORT

GC/MS Semivolatiles

Client Lot #...: 8K18217 **Work Order #...:** K26QF1AE **Matrix.....:** SOLID
LCS Lot-Sample#: A8K180000-429
Prep Date.....: 11/18/08 **Analysis Date..:** 11/21/08
Prep Batch #...: 8323429
Dilution Factor: 1

PARAMETER	PERCENT RECOVERY	RECOVERY LIMITS	METHOD
Acenaphthene	**61**	**(46 - 110)**	**SW846 8270C**
1,2,4-Trichloro-benzene	**58**	**(43 - 110)**	**SW846 8270C**
1,4-Dichlorobenzene	**64**	**(38 - 110)**	**SW846 8270C**
4-Chloro-3-methylphenol	**68**	**(42 - 110)**	**SW846 8270C**
2-Chlorophenol	**66**	**(39 - 110)**	**SW846 8270C**
2,4-Dinitrotoluene	**70**	**(55 - 116)**	**SW846 8270C**
4-Nitrophenol	**66**	**(24 - 117)**	**SW846 8270C**
N-Nitrosodi-n-propyl-amine	**67**	**(40 - 114)**	**SW846 8270C**
Pentachlorophenol	**52**	**(10 - 110)**	**SW846 8270C**
Phenol	**67**	**(39 - 110)**	**SW846 8270C**
Pyrene	**75**	**(58 - 113)**	**SW846 8270C**

SURROGATE	PERCENT RECOVERY	RECOVERY LIMITS
Nitrobenzene-d5	70	(24 - 112)
2-Fluorobiphenyl	67	(34 - 110)
Terphenyl-d14	97	(41 - 119)
Phenol-d5	77	(28 - 110)
2-Fluorophenol	76	(26 - 110)
2,4,6-Tribromophenol	73	(10 - 118)

NOTE(S):

Calculations are performed before rounding to avoid round-off errors in calculated results.

Bold print denotes control parameters

LABORATORY CONTROL SAMPLE EVALUATION REPORT

GC/MS Semivolatiles

Client Lot #...: 8K18217 **Work Order #...:** K3CVT1AC **Matrix.....:** SOLID
LCS Lot-Sample#: A8K200000-424
Prep Date.....: 11/20/08 **Analysis Date..:** 11/24/08
Prep Batch #...: 8325424
Dilution Factor: 1

PARAMETER	PERCENT RECOVERY	RECOVERY LIMITS	METHOD
Acenaphthene	**67**	**(46 - 110)**	**SW846 8270C**
1,2,4-Trichloro-benzene	**58**	**(43 - 110)**	**SW846 8270C**
1,4-Dichlorobenzene	**73**	**(38 - 110)**	**SW846 8270C**
4-Chloro-3-methylphenol	**65**	**(42 - 110)**	**SW846 8270C**
2-Chlorophenol	**66**	**(39 - 110)**	**SW846 8270C**
2,4-Dinitrotoluene	**78**	**(55 - 116)**	**SW846 8270C**
4-Nitrophenol	**82**	**(24 - 117)**	**SW846 8270C**
N-Nitrosodi-n-propyl-amine	**69**	**(40 - 114)**	**SW846 8270C**
Pentachlorophenol	**55**	**(10 - 110)**	**SW846 8270C**
Phenol	**63**	**(39 - 110)**	**SW846 8270C**
Pyrene	**81**	**(58 - 113)**	**SW846 8270C**

SURROGATE	PERCENT RECOVERY	RECOVERY LIMITS
Nitrobenzene-d5	68	(24 - 112)
2-Fluorobiphenyl	63	(34 - 110)
Terphenyl-d14	80	(41 - 119)
Phenol-d5	68	(28 - 110)
2-Fluorophenol	74	(26 - 110)
2,4,6-Tribromophenol	59	(10 - 118)

NOTE(S):

Calculations are performed before rounding to avoid round-off errors in calculated results.

Bold print denotes control parameters

LABORATORY CONTROL SAMPLE EVALUATION REPORT

GC/MS Semivolatiles

Client Lot #...: 8K18217 **Work Order #...:** K3KJE1AC **Matrix.....:** SOLID
LCS Lot-Sample#: A8K240000-404
Prep Date.....: 11/24/08 **Analysis Date..:** 11/26/08
Prep Batch #...: 8329404
Dilution Factor: 1

PARAMETER	PERCENT RECOVERY	RECOVERY LIMITS	METHOD
Acenaphthene	**76**	**(46 - 110)**	**SW846 8270C**
1,2,4-Trichloro-benzene	**64**	**(43 - 110)**	**SW846 8270C**
1,4-Dichlorobenzene	**73**	**(38 - 110)**	**SW846 8270C**
4-Chloro-3-methylphenol	**81**	**(42 - 110)**	**SW846 8270C**
2-Chlorophenol	**73**	**(39 - 110)**	**SW846 8270C**
2,4-Dinitrotoluene	**82**	**(55 - 116)**	**SW846 8270C**
4-Nitrophenol	**85**	**(24 - 117)**	**SW846 8270C**
N-Nitrosodi-n-propyl-amine	**76**	**(40 - 114)**	**SW846 8270C**
Pentachlorophenol	**72**	**(10 - 110)**	**SW846 8270C**
Phenol	**73**	**(39 - 110)**	**SW846 8270C**
Pyrene	**88**	**(58 - 113)**	**SW846 8270C**

SURROGATE	PERCENT RECOVERY	RECOVERY LIMITS
Nitrobenzene-d5	69	(24 - 112)
2-Fluorobiphenyl	68	(34 - 110)
Terphenyl-d14	96	(41 - 119)
Phenol-d5	77	(28 - 110)
2-Fluorophenol	72	(26 - 110)
2,4,6-Tribromophenol	81	(10 - 118)

NOTE(S):

Calculations are performed before rounding to avoid round-off errors in calculated results.

Bold print denotes control parameters

LABORATORY CONTROL SAMPLE EVALUATION REPORT

GC/MS Semivolatiles

Client Lot #...: 8K18217 **Work Order #...:** K3KJG1AC **Matrix.....:** SOLID
LCS Lot-Sample#: A8K240000-410
Prep Date.....: 11/24/08 **Analysis Date..:** 12/02/08
Prep Batch #...: 8329410
Dilution Factor: 1

PARAMETER	PERCENT RECOVERY	RECOVERY LIMITS	METHOD
Acenaphthene	**80**	**(46 - 110)**	**SW846 8270C**
1,2,4-Trichloro-benzene	**77**	**(43 - 110)**	**SW846 8270C**
1,4-Dichlorobenzene	**90**	**(38 - 110)**	**SW846 8270C**
4-Chloro-3-methylphenol	**79**	**(42 - 110)**	**SW846 8270C**
2-Chlorophenol	**75**	**(39 - 110)**	**SW846 8270C**
2,4-Dinitrotoluene	**87**	**(55 - 116)**	**SW846 8270C**
4-Nitrophenol	**71**	**(24 - 117)**	**SW846 8270C**
N-Nitrosodi-n-propyl-amine	**83**	**(40 - 114)**	**SW846 8270C**
Pentachlorophenol	**61**	**(10 - 110)**	**SW846 8270C**
Phenol	**76**	**(39 - 110)**	**SW846 8270C**
Pyrene	**96**	**(58 - 113)**	**SW846 8270C**

SURROGATE	PERCENT RECOVERY	RECOVERY LIMITS
Nitrobenzene-d5	82	(24 - 112)
2-Fluorobiphenyl	73	(34 - 110)
Terphenyl-d14	98	(41 - 119)
Phenol-d5	76	(28 - 110)
2-Fluorophenol	75	(26 - 110)
2,4,6-Tribromophenol	78	(10 - 118)

NOTE(S):

Calculations are performed before rounding to avoid round-off errors in calculated results.

Bold print denotes control parameters

LABORATORY CONTROL SAMPLE EVALUATION REPORT

GC/MS Semivolatiles

Client Lot #...: 8K18217 **Work Order #...:** K3ME31AC **Matrix.....:** SOLID
LCS Lot-Sample#: A8K250000-393
Prep Date.....: 11/25/08 **Analysis Date..:** 11/28/08
Prep Batch #...: 8330393
Dilution Factor: 1

PARAMETER	PERCENT RECOVERY	RECOVERY LIMITS	METHOD
Acenaphthene	**69**	**(46 - 110)**	**SW846 8270C**
1,2,4-Trichloro-benzene	**64**	**(43 - 110)**	**SW846 8270C**
1,4-Dichlorobenzene	**75**	**(38 - 110)**	**SW846 8270C**
4-Chloro-3-methylphenol	**73**	**(42 - 110)**	**SW846 8270C**
2-Chlorophenol	**73**	**(39 - 110)**	**SW846 8270C**
2,4-Dinitrotoluene	**79**	**(55 - 116)**	**SW846 8270C**
4-Nitrophenol	**81**	**(24 - 117)**	**SW846 8270C**
N-Nitrosodi-n-propyl-amine	**71**	**(40 - 114)**	**SW846 8270C**
Pentachlorophenol	**69**	**(10 - 110)**	**SW846 8270C**
Phenol	**73**	**(39 - 110)**	**SW846 8270C**
Pyrene	**75**	**(58 - 113)**	**SW846 8270C**

SURROGATE	PERCENT RECOVERY	RECOVERY LIMITS
Nitrobenzene-d5	69	(24 - 112)
2-Fluorobiphenyl	69	(34 - 110)
Terphenyl-d14	96	(41 - 119)
Phenol-d5	72	(28 - 110)
2-Fluorophenol	74	(26 - 110)
2,4,6-Tribromophenol	74	(10 - 118)

NOTE(S):

Calculations are performed before rounding to avoid round-off errors in calculated results.

Bold print denotes control parameters

LABORATORY CONTROL SAMPLE EVALUATION REPORT

GC/MS Semivolatiles

Client Lot #...: 8K18217 **Work Order #...:** K3NV61AC **Matrix.....:** SOLID
LCS Lot-Sample#: A8K260000-026
Prep Date.....: 11/26/08 **Analysis Date..:** 12/03/08
Prep Batch #...: 8331026
Dilution Factor: 1

PARAMETER	PERCENT RECOVERY	RECOVERY LIMITS	METHOD
Acenaphthene	**72**	**(46 - 110)**	**SW846 8270C**
1,2,4-Trichloro-benzene	**64**	**(43 - 110)**	**SW846 8270C**
1,4-Dichlorobenzene	**76**	**(38 - 110)**	**SW846 8270C**
4-Chloro-3-methylphenol	**70**	**(42 - 110)**	**SW846 8270C**
2-Chlorophenol	**73**	**(39 - 110)**	**SW846 8270C**
2,4-Dinitrotoluene	**76**	**(55 - 116)**	**SW846 8270C**
4-Nitrophenol	**69**	**(24 - 117)**	**SW846 8270C**
N-Nitrosodi-n-propyl-amine	**73**	**(40 - 114)**	**SW846 8270C**
Pentachlorophenol	**52**	**(10 - 110)**	**SW846 8270C**
Phenol	**73**	**(39 - 110)**	**SW846 8270C**
Pyrene	**87**	**(58 - 113)**	**SW846 8270C**

SURROGATE	PERCENT RECOVERY	RECOVERY LIMITS
Nitrobenzene-d5	64	(24 - 112)
2-Fluorobiphenyl	64	(34 - 110)
Terphenyl-d14	84	(41 - 119)
Phenol-d5	74	(28 - 110)
2-Fluorophenol	79	(26 - 110)
2,4,6-Tribromophenol	65	(10 - 118)

NOTE(S):

Calculations are performed before rounding to avoid round-off errors in calculated results.

Bold print denotes control parameters

LABORATORY CONTROL SAMPLE EVALUATION REPORT

GC Semivolatiles

Client Lot #...: 8K18217 **Work Order #...:** K3FKC1AC **Matrix.....:** SOLID
LCS Lot-Sample#: A8K210000-343
Prep Date.....: 11/22/08 **Analysis Date..:** 11/27/08
Prep Batch #...: 8326343
Dilution Factor: 1

PARAMETER	PERCENT RECOVERY	RECOVERY LIMITS	METHOD
Aroclor 1016	**50**	**(34 - 127)**	**SW846 8082**
Aroclor 1260	**54**	**(32 - 141)**	**SW846 8082**

SURROGATE	PERCENT RECOVERY	RECOVERY LIMITS
Tetrachloro-m-xylene	59	(10 - 196)
Decachlorobiphenyl	58	(10 - 199)

NOTE(S):

Calculations are performed before rounding to avoid round-off errors in calculated results.

Bold print denotes control parameters

LABORATORY CONTROL SAMPLE EVALUATION REPORT

GC Semivolatiles

Client Lot #...: 8K18217 **Work Order #...:** K3FKR1AC **Matrix.....:** SOLID
LCS Lot-Sample#: A8K210000-344
Prep Date.....: 11/22/08 **Analysis Date..:** 12/01/08
Prep Batch #...: 8326344
Dilution Factor: 1

PARAMETER	PERCENT RECOVERY	RECOVERY LIMITS	METHOD
Aroclor 1016	**60**	**(34 - 127)**	**SW846 8082**
Aroclor 1260	**60**	**(32 - 141)**	**SW846 8082**

SURROGATE	PERCENT RECOVERY	RECOVERY LIMITS
Tetrachloro-m-xylene	64	(10 - 196)
Decachlorobiphenyl	64	(10 - 199)

NOTE(S):

Calculations are performed before rounding to avoid round-off errors in calculated results.

Bold print denotes control parameters

LABORATORY CONTROL SAMPLE EVALUATION REPORT

GC Semivolatiles

Client Lot #...: 8K18217 **Work Order #...:** K3K5D1AC **Matrix.....:** SOLID
LCS Lot-Sample#: A8K250000-028
Prep Date.....: 11/25/08 **Analysis Date..:** 12/01/08
Prep Batch #...: 8330028
Dilution Factor: 1

PARAMETER	PERCENT RECOVERY	RECOVERY LIMITS	METHOD
Aroclor 1016	**74**	**(34 - 127)**	**SW846 8082**
Aroclor 1260	**82**	**(32 - 141)**	**SW846 8082**

SURROGATE	PERCENT RECOVERY	RECOVERY LIMITS
Tetrachloro-m-xylene	76	(10 - 196)
Decachlorobiphenyl	85	(10 - 199)

NOTE(S):

Calculations are performed before rounding to avoid round-off errors in calculated results.

Bold print denotes control parameters

LABORATORY CONTROL SAMPLE EVALUATION REPORT

TOTAL Metals

Client Lot #...: 8K18217 **Matrix.....:** SOLID

PARAMETER	PERCENT RECOVERY	RECOVERY LIMITS	METHOD	PREPARATION-ANALYSIS DATE	WORK ORDER #
LCS Lot-Sample#: A8K190000-023 **Prep Batch #...:** 8324023					
Aluminum	90	(80 - 120)	SW846 6010B Dilution Factor: 1	11/19-11/22/08	K271M1AX
Arsenic	87	(80 - 120)	SW846 6010B Dilution Factor: 1	11/19-11/22/08	K271M1CE
Antimony	88	(80 - 120)	SW846 6010B Dilution Factor: 1	11/19-11/22/08	K271M1A0
Lead	85	(80 - 120)	SW846 6010B Dilution Factor: 1	11/19-11/22/08	K271M1CF
Selenium	88	(80 - 120)	SW846 6010B Dilution Factor: 1	11/19-11/22/08	K271M1CG
Thallium	88	(80 - 120)	SW846 6010B Dilution Factor: 1	11/19-11/22/08	K271M1CH
Cadmium	86	(80 - 120)	SW846 6010B Dilution Factor: 1	11/19-11/22/08	K271M1A1
Chromium	90	(80 - 120)	SW846 6010B Dilution Factor: 1	11/19-11/22/08	K271M1A2
Cobalt	89	(80 - 120)	SW846 6010B Dilution Factor: 1	11/19-11/22/08	K271M1A3
Copper	97	(80 - 120)	SW846 6010B Dilution Factor: 1	11/19-11/22/08	K271M1A4
Iron	100	(73 - 137)	SW846 6010B Dilution Factor: 1	11/19-11/22/08	K271M1A5
Manganese	91	(80 - 120)	SW846 6010B Dilution Factor: 1	11/19-11/22/08	K271M1A6
Nickel	89	(80 - 120)	SW846 6010B Dilution Factor: 1	11/19-11/22/08	K271M1A7
Potassium	91	(80 - 120)	SW846 6010B Dilution Factor: 1	11/19-11/22/08	K271M1A8

(Continued on next page)

LABORATORY CONTROL SAMPLE EVALUATION REPORT

TOTAL Metals

Client Lot #...: 8K18217 **Matrix.....:** SOLID

PARAMETER	PERCENT RECOVERY	RECOVERY LIMITS	METHOD	PREPARATION-ANALYSIS DATE	WORK ORDER #
Silver	106	(80 - 120)	SW846 6010B	11/19-11/22/08	K271M1A9
		Dilution Factor: 1			
Sodium	89	(80 - 120)	SW846 6010B	11/19-11/22/08	K271M1CA
		Dilution Factor: 1			
Vanadium	90	(80 - 120)	SW846 6010B	11/19-11/22/08	K271M1CC
		Dilution Factor: 1			
Zinc	93	(80 - 120)	SW846 6010B	11/19-11/22/08	K271M1CD
		Dilution Factor: 1			
Mercury	104	(73 - 121)	SW846 7471A	11/19-11/21/08	K271M1CJ
		Dilution Factor: 1			
LCS Lot-Sample#: A8K200000-023 **Prep Batch #...:** 8325023					
Aluminum	92	(80 - 120)	SW846 6010B	11/20-11/25/08	K3ALD1A2
		Dilution Factor: 1			
Arsenic	94	(80 - 120)	SW846 6010B	11/20-11/25/08	K3ALD1CH
		Dilution Factor: 1			
Antimony	91	(80 - 120)	SW846 6010B	11/20-11/25/08	K3ALD1A3
		Dilution Factor: 1			
Lead	93	(80 - 120)	SW846 6010B	11/20-11/25/08	K3ALD1A7
		Dilution Factor: 1			
Selenium	92	(80 - 120)	SW846 6010B	11/20-11/25/08	K3ALD1A8
		Dilution Factor: 1			
Thallium	91	(80 - 120)	SW846 6010B	11/20-11/25/08	K3ALD1A9
		Dilution Factor: 1			
Cadmium	94	(80 - 120)	SW846 6010B	11/20-11/25/08	K3ALD1A4
		Dilution Factor: 1			
Chromium	95	(80 - 120)	SW846 6010B	11/20-11/25/08	K3ALD1A5
		Dilution Factor: 1			
Cobalt	95	(80 - 120)	SW846 6010B	11/20-11/25/08	K3ALD1A6
		Dilution Factor: 1			

(Continued on next page)

LABORATORY CONTROL SAMPLE EVALUATION REPORT

TOTAL Metals

Client Lot #...: 8K18217 **Matrix.....:** SOLID

PARAMETER	PERCENT RECOVERY	RECOVERY LIMITS	METHOD	PREPARATION-ANALYSIS DATE	WORK ORDER #
Copper	95	(80 - 120)	SW846 6010B	11/20-11/25/08	K3ALD1AX
		Dilution Factor: 1			
Iron	101	(73 - 137)	SW846 6010B	11/20-11/25/08	K3ALD1A0
		Dilution Factor: 1			
Manganese	96	(80 - 120)	SW846 6010B	11/20-11/25/08	K3ALD1A1
		Dilution Factor: 1			
Nickel	97	(80 - 120)	SW846 6010B	11/20-11/25/08	K3ALD1CA
		Dilution Factor: 1			
Potassium	96	(80 - 120)	SW846 6010B	11/20-11/25/08	K3ALD1CC
		Dilution Factor: 1			
Silver	105	(80 - 120)	SW846 6010B	11/20-11/25/08	K3ALD1CD
		Dilution Factor: 1			
Sodium	92	(80 - 120)	SW846 6010B	11/20-11/25/08	K3ALD1CE
		Dilution Factor: 1			
Vanadium	93	(80 - 120)	SW846 6010B	11/20-11/25/08	K3ALD1CF
		Dilution Factor: 1			
Zinc	98	(80 - 120)	SW846 6010B	11/20-11/25/08	K3ALD1CG
		Dilution Factor: 1			
Mercury	101	(73 - 121)	SW846 7471A	11/20-11/21/08	K3ALD1CJ
		Dilution Factor: 1			
LCS Lot-Sample#: A8K210000-023		**Prep Batch #...:** 8326023			
Aluminum	90	(80 - 120)	SW846 6010B	11/21-11/24/08	K3D9A1AX
		Dilution Factor: 1			
Arsenic	90	(80 - 120)	SW846 6010B	11/21-11/24/08	K3D9A1CE
		Dilution Factor: 1			
Antimony	88	(80 - 120)	SW846 6010B	11/21-11/24/08	K3D9A1A0
		Dilution Factor: 1			
Lead	90	(80 - 120)	SW846 6010B	11/21-11/24/08	K3D9A1CF
		Dilution Factor: 1			

(Continued on next page)

LABORATORY CONTROL SAMPLE EVALUATION REPORT

TOTAL Metals

Client Lot #...: 8K18217 **Matrix.....:** SOLID

PARAMETER	PERCENT RECOVERY	RECOVERY LIMITS	METHOD	PREPARATION-ANALYSIS DATE	WORK ORDER #
Selenium	90	(80 - 120)	SW846 6010B	11/21-11/24/08	K3D9A1CG
		Dilution Factor: 1			
Thallium	89	(80 - 120)	SW846 6010B	11/21-11/24/08	K3D9A1CH
		Dilution Factor: 1			
Cadmium	89	(80 - 120)	SW846 6010B	11/21-11/24/08	K3D9A1A1
		Dilution Factor: 1			
Chromium	91	(80 - 120)	SW846 6010B	11/21-11/24/08	K3D9A1A2
		Dilution Factor: 1			
Cobalt	90	(80 - 120)	SW846 6010B	11/21-11/24/08	K3D9A1A3
		Dilution Factor: 1			
Copper	91	(80 - 120)	SW846 6010B	11/21-11/24/08	K3D9A1A4
		Dilution Factor: 1			
Iron	102	(73 - 137)	SW846 6010B	11/21-11/24/08	K3D9A1A5
		Dilution Factor: 1			
Manganese	91	(80 - 120)	SW846 6010B	11/21-11/24/08	K3D9A1A6
		Dilution Factor: 1			
Nickel	91	(80 - 120)	SW846 6010B	11/21-11/24/08	K3D9A1A7
		Dilution Factor: 1			
Potassium	92	(80 - 120)	SW846 6010B	11/21-11/24/08	K3D9A1A8
		Dilution Factor: 1			
Silver	102	(80 - 120)	SW846 6010B	11/21-11/24/08	K3D9A1A9
		Dilution Factor: 1			
Sodium	88	(80 - 120)	SW846 6010B	11/21-11/24/08	K3D9A1CA
		Dilution Factor: 1			
Vanadium	89	(80 - 120)	SW846 6010B	11/21-11/24/08	K3D9A1CC
		Dilution Factor: 1			
Zinc	96	(80 - 120)	SW846 6010B	11/21-11/24/08	K3D9A1CD
		Dilution Factor: 1			
Mercury	98	(73 - 121)	SW846 7471A	11/21/08	K3D9A1CJ
		Dilution Factor: 1			

(Continued on next page)

LABORATORY CONTROL SAMPLE EVALUATION REPORT

TOTAL Metals

Client Lot #...: 8K18217 **Matrix.....:** SOLID

PARAMETER	PERCENT RECOVERY	RECOVERY LIMITS	METHOD	PREPARATION-ANALYSIS DATE	WORK ORDER #
LCS Lot-Sample#: A8K250000-016 **Prep Batch #...:** 8330016					
Mercury	108	(73 - 121)	SW846 7471A	11/25/08	K3K4N1AC
		Dilution Factor: 1			
LCS Lot-Sample#: A8K250000-017 **Prep Batch #...:** 8330017					
Aluminum	93	(80 - 120)	SW846 6010B	11/25-11/26/08	K3K4Q1AX
		Dilution Factor: 1			
Arsenic	96	(80 - 120)	SW846 6010B	11/25-11/26/08	K3K4Q1CE
		Dilution Factor: 1			
Antimony	91	(80 - 120)	SW846 6010B	11/25-11/26/08	K3K4Q1A0
		Dilution Factor: 1			
Lead	96	(80 - 120)	SW846 6010B	11/25-11/26/08	K3K4Q1CF
		Dilution Factor: 1			
Selenium	95	(80 - 120)	SW846 6010B	11/25-11/26/08	K3K4Q1CG
		Dilution Factor: 1			
Thallium	91	(80 - 120)	SW846 6010B	11/25-11/26/08	K3K4Q1CH
		Dilution Factor: 1			
Cadmium	95	(80 - 120)	SW846 6010B	11/25-11/26/08	K3K4Q1A1
		Dilution Factor: 1			
Chromium	95	(80 - 120)	SW846 6010B	11/25-11/26/08	K3K4Q1A2
		Dilution Factor: 1			
Cobalt	94	(80 - 120)	SW846 6010B	11/25-11/26/08	K3K4Q1A3
		Dilution Factor: 1			
Copper	96	(80 - 120)	SW846 6010B	11/25-11/26/08	K3K4Q1A4
		Dilution Factor: 1			
Iron	109	(73 - 137)	SW846 6010B	11/25-11/26/08	K3K4Q1A5
		Dilution Factor: 1			
Manganese	95	(80 - 120)	SW846 6010B	11/25-11/26/08	K3K4Q1A6
		Dilution Factor: 1			
Nickel	99	(80 - 120)	SW846 6010B	11/25-11/26/08	K3K4Q1A7
		Dilution Factor: 1			

(Continued on next page)

LABORATORY CONTROL SAMPLE EVALUATION REPORT

TOTAL Metals

Client Lot #...: 8K18217 **Matrix.....:** SOLID

PARAMETER	PERCENT RECOVERY	RECOVERY LIMITS	METHOD	PREPARATION-ANALYSIS DATE	WORK ORDER #
Potassium	97	(80 - 120)	SW846 6010B	11/25-11/26/08	K3K4Q1A8
		Dilution Factor: 1			
Silver	105	(80 - 120)	SW846 6010B	11/25-11/26/08	K3K4Q1A9
		Dilution Factor: 1			
Sodium	91	(80 - 120)	SW846 6010B	11/25-11/26/08	K3K4Q1CA
		Dilution Factor: 1			
Vanadium	94	(80 - 120)	SW846 6010B	11/25-11/26/08	K3K4Q1CC
		Dilution Factor: 1			
Zinc	99	(80 - 120)	SW846 6010B	11/25-11/26/08	K3K4Q1CD
		Dilution Factor: 1			
Mercury	106	(73 - 121)	SW846 7471A	11/25/08	K3K4Q1CJ
		Dilution Factor: 1			

NOTE(S):

Calculations are performed before rounding to avoid round-off errors in calculated results.

MATRIX SPIKE SAMPLE EVALUATION REPORT

GC/MS Volatiles

Client Lot #...: 8K18217 **Work Order #...:** K29MJ1AN-MS **Matrix.....:** SO
MS Lot-Sample #: A8K190285-001 K29MJ1AP-MSD
Date Sampled...: 11/18/08 08:45 **Date Received..:** 11/19/08
Prep Date.....: 11/26/08 **Analysis Date..:** 11/26/08
Prep Batch #...: 8333349
Dilution Factor: 0.86

PARAMETER	PERCENT RECOVERY	RECOVERY LIMITS	RPD	RPD LIMITS	METHOD
Benzene	**81**	**(55 - 138)**			**SW846 8260B**
	93	**(55 - 138)**	**18**	**(0-20)**	**SW846 8260B**
Chlorobenzene	**67**	**(49 - 139)**			**SW846 8260B**
	81	**(49 - 139)**	**22**	**(0-22)**	**SW846 8260B**
1,1-Dichloroethene	**90**	**(43 - 147)**			**SW846 8260B**
	102	**(43 - 147)**	**16**	**(0-27)**	**SW846 8260B**
Toluene	**79**	**(46 - 147)**			**SW846 8260B**
	97	**(46 - 147)**	**24**	**(0-24)**	**SW846 8260B**
Trichloroethene	**79**	**(46 - 143)**			**SW846 8260B**
	91	**(46 - 143)**	**18**	**(0-23)**	**SW846 8260B**

SURROGATE	PERCENT RECOVERY	RECOVERY LIMITS
Dibromofluoromethane	97	(59 - 138)
	99	(59 - 138)
1,2-Dichloroethane-d4	91	(61 - 130)
	91	(61 - 130)
Toluene-d8	104	(60 - 143)
	102	(60 - 143)
4-Bromofluorobenzene	102	(47 - 158)
	97	(47 - 158)

NOTE(S):

Calculations are performed before rounding to avoid round-off errors in calculated results.

Bold print denotes control parameters

Results and reporting limits have been adjusted for dry weight.

MATRIX SPIKE SAMPLE EVALUATION REPORT

GC/MS Volatiles

Client Lot #...: 8K18217 **Work Order #...:** K29GW1FG-MS **Matrix.....:** SOLID
MS Lot-Sample #: A8K190258-003 K29GW1FH-MSD
Date Sampled...: 11/18/08 13:00 **Date Received..:** 11/19/08
Prep Date.....: 12/01/08 **Analysis Date..:** 12/01/08
Prep Batch #...: 8337312
Dilution Factor: 0.88 **% Moisture.....:** 16

PARAMETER	PERCENT RECOVERY	RECOVERY LIMITS	RPD	RPD LIMITS	METHOD
Benzene	**98**	**(55 - 138)**			**SW846 8260B**
	102	**(55 - 138)**	**2.0**	**(0-20)**	**SW846 8260B**
Chlorobenzene	**88**	**(49 - 139)**			**SW846 8260B**
	97	**(49 - 139)**	**3.7**	**(0-22)**	**SW846 8260B**
1,1-Dichloroethene	**138**	**(43 - 147)**			**SW846 8260B**
	128	**(43 - 147)**	**13**	**(0-27)**	**SW846 8260B**
Toluene	**116**	**(46 - 147)**			**SW846 8260B**
	126	**(46 - 147)**	**1.8**	**(0-24)**	**SW846 8260B**
Trichloroethene	**85**	**(46 - 143)**			**SW846 8260B**
	87	**(46 - 143)**	**4.2**	**(0-23)**	**SW846 8260B**

SURROGATE	PERCENT RECOVERY	RECOVERY LIMITS
Dibromofluoromethane	113	(59 - 138)
	117	(59 - 138)
1,2-Dichloroethane-d4	106	(61 - 130)
	110	(61 - 130)
Toluene-d8	70	(60 - 143)
	75	(60 - 143)
4-Bromofluorobenzene	59	(47 - 158)
	74	(47 - 158)

NOTE(S):

Calculations are performed before rounding to avoid round-off errors in calculated results.

Bold print denotes control parameters

Results and reporting limits have been adjusted for dry weight.

MATRIX SPIKE SAMPLE EVALUATION REPORT

GC/MS Volatiles

Client Lot #...: 8K18217 **Work Order #...:** K3DJ51AL-MS **Matrix.....:** SO
MS Lot-Sample #: A8K200287-001 K3DJ51AM-MSD
Date Sampled...: 11/19/08 10:20 **Date Received..:** 11/20/08
Prep Date.....: 12/01/08 **Analysis Date..:** 12/01/08
Prep Batch #...: 8337379
Dilution Factor: 0.83

PARAMETER	PERCENT RECOVERY	RECOVERY LIMITS	RPD	RPD LIMITS	METHOD
Benzene	**84**	**(55 - 138)**			**SW846 8260B**
	91	**(55 - 138)**	**6.6**	**(0-20)**	**SW846 8260B**
Chlorobenzene	**78**	**(49 - 139)**			**SW846 8260B**
	86	**(49 - 139)**	**8.5**	**(0-22)**	**SW846 8260B**
1,1-Dichloroethene	**97**	**(43 - 147)**			**SW846 8260B**
	102	**(43 - 147)**	**4.8**	**(0-27)**	**SW846 8260B**
Toluene	**80**	**(46 - 147)**			**SW846 8260B**
	88	**(46 - 147)**	**9.3**	**(0-24)**	**SW846 8260B**
Trichloroethene	**92**	**(46 - 143)**			**SW846 8260B**
	101	**(46 - 143)**	**8.0**	**(0-23)**	**SW846 8260B**

SURROGATE	PERCENT RECOVERY	RECOVERY LIMITS
Dibromofluoromethane	91	(59 - 138)
	92	(59 - 138)
1,2-Dichloroethane-d4	100	(61 - 130)
	102	(61 - 130)
Toluene-d8	81	(60 - 143)
	82	(60 - 143)
4-Bromofluorobenzene	96	(47 - 158)
	102	(47 - 158)

NOTE(S):

Calculations are performed before rounding to avoid round-off errors in calculated results.

Bold print denotes control parameters

Results and reporting limits have been adjusted for dry weight.

MATRIX SPIKE SAMPLE EVALUATION REPORT

GC/MS Volatiles

Client Lot #...: 8K18217 **Work Order #...:** K3KVF1AL-MS **Matrix.....:** SO
MS Lot-Sample #: A8K240176-014 K3KVF1AM-MSD
Date Sampled...: 11/20/08 09:30 **Date Received..:** 11/21/08
Prep Date.....: 12/02/08 **Analysis Date..:** 12/02/08
Prep Batch #...: 8338462
Dilution Factor: 0.92

PARAMETER	PERCENT RECOVERY	RECOVERY LIMITS	RPD	RPD LIMITS	METHOD
Benzene	**87**	**(55 - 138)**			**SW846 8260B**
	74	**(55 - 138)**	**19**	**(0-20)**	**SW846 8260B**
Chlorobenzene	**81**	**(49 - 139)**			**SW846 8260B**
	65 p	**(49 - 139)**	**24**	**(0-22)**	**SW846 8260B**
1,1-Dichloroethene	**103**	**(43 - 147)**			**SW846 8260B**
	92	**(43 - 147)**	**15**	**(0-27)**	**SW846 8260B**
Toluene	**83**	**(46 - 147)**			**SW846 8260B**
	70	**(46 - 147)**	**20**	**(0-24)**	**SW846 8260B**
Trichloroethene	**96**	**(46 - 143)**			**SW846 8260B**
	81	**(46 - 143)**	**20**	**(0-23)**	**SW846 8260B**

SURROGATE	PERCENT RECOVERY	RECOVERY LIMITS
Dibromofluoromethane	92	(59 - 138)
	93	(59 - 138)
1,2-Dichloroethane-d4	100	(61 - 130)
	105	(61 - 130)
Toluene-d8	81	(60 - 143)
	80	(60 - 143)
4-Bromofluorobenzene	98	(47 - 158)
	96	(47 - 158)

NOTE(S):

Calculations are performed before rounding to avoid round-off errors in calculated results.

Bold print denotes control parameters

Results and reporting limits have been adjusted for dry weight.

p Relative percent difference (RPD) is outside stated control limits.

MATRIX SPIKE SAMPLE EVALUATION REPORT

GC/MS Semivolatiles

Client Lot #...: 8K18217 **Work Order #...:** K26L81A2-MS **Matrix.....:** SO
MS Lot-Sample #: A8K180217-001 K26L81A3-MSD
Date Sampled...: 11/17/08 14:00 **Date Received..:** 11/18/08
Prep Date.....: 11/18/08 **Analysis Date..:** 11/21/08
Prep Batch #...: 8323429
Dilution Factor: 1

PARAMETER	PERCENT RECOVERY	RECOVERY LIMITS	RPD	RPD LIMITS	METHOD
Acenaphthene	**67**	**(10 - 200)**			**SW846 8270C**
	64	**(10 - 200)**	**3.4**	**(0-30)**	**SW846 8270C**
1,2,4-Trichloro- benzene	**62**	**(33 - 110)**			**SW846 8270C**
	60	**(33 - 110)**	**4.4**	**(0-30)**	**SW846 8270C**
1,4-Dichlorobenzene	**66**	**(26 - 110)**			**SW846 8270C**
	62	**(26 - 110)**	**6.5**	**(0-30)**	**SW846 8270C**
4-Chloro-3-methylphenol	**75**	**(32 - 117)**			**SW846 8270C**
	80	**(32 - 117)**	**5.4**	**(0-30)**	**SW846 8270C**
2-Chlorophenol	**68**	**(32 - 110)**			**SW846 8270C**
	68	**(32 - 110)**	**0.03**	**(0-30)**	**SW846 8270C**
2,4-Dinitrotoluene	**74**	**(42 - 118)**			**SW846 8270C**
	72	**(42 - 118)**	**2.7**	**(0-30)**	**SW846 8270C**
4-Nitrophenol	**49**	**(10 - 125)**			**SW846 8270C**
	49	**(10 - 125)**	**0.41**	**(0-30)**	**SW846 8270C**
N-Nitrosodi-n-propyl- amine	**70**	**(30 - 121)**			**SW846 8270C**
	68	**(30 - 121)**	**3.1**	**(0-30)**	**SW846 8270C**
Pentachlorophenol	**0.0 a**	**(10 - 182)**			**SW846 8270C**
	0.0 a	**(10 - 182)**	**0.0**	**(0-30)**	**SW846 8270C**
Phenol	**69**	**(10 - 144)**			**SW846 8270C**
	68	**(10 - 144)**	**2.6**	**(0-30)**	**SW846 8270C**
Pyrene	**51**	**(10 - 200)**			**SW846 8270C**
	80	**(10 - 200)**	**27**	**(0-30)**	**SW846 8270C**

SURROGATE	PERCENT RECOVERY	RECOVERY LIMITS
Nitrobenzene-d5	73	(24 - 112)
	68	(24 - 112)
2-Fluorobiphenyl	73	(34 - 110)
	67	(34 - 110)
Terphenyl-d14	100	(41 - 119)
	93	(41 - 119)
Phenol-d5	75	(28 - 110)
	74	(28 - 110)
2-Fluorophenol	76	(26 - 110)
	72	(26 - 110)

(Continued on next page)

MATRIX SPIKE SAMPLE EVALUATION REPORT

GC/MS Semivolatiles

Client Lot #...: 8K18217 **Work Order #...:** K26L81A2-MS **Matrix.....:** SO
MS Lot-Sample #: A8K180217-001 K26L81A3-MSD

SURROGATE	PERCENT RECOVERY	RECOVERY LIMITS
2,4,6-Tribromophenol	72	(10 - 118)
	70	(10 - 118)

NOTE(S):

Calculations are performed before rounding to avoid round-off errors in calculated results.

Bold print denotes control parameters

Results and reporting limits have been adjusted for dry weight.

a Spiked analyte recovery is outside stated control limits.

MATRIX SPIKE SAMPLE EVALUATION REPORT

GC/MS Semivolatiles

Client Lot #...: 8K18217 **Work Order #...:** K29MN1AM-MS **Matrix.....:** SO
MS Lot-Sample #: A8K190285-004 K29MN1AN-MSD
Date Sampled...: 11/18/08 09:30 **Date Received..:** 11/19/08
Prep Date.....: 11/20/08 **Analysis Date..:** 11/24/08
Prep Batch #...: 8325424
Dilution Factor: 5

PARAMETER	PERCENT RECOVERY	RECOVERY LIMITS	RPD	RPD LIMITS	METHOD
Acenaphthene	**56 DIL**	**(10 - 200)**			**SW846 8270C**
	66 DIL	**(10 - 200)**	**12**	**(0-30)**	**SW846 8270C**
1,2,4-Trichloro-benzene	**53 DIL**	**(33 - 110)**			**SW846 8270C**
	57 DIL	**(33 - 110)**	**7.9**	**(0-30)**	**SW846 8270C**
1,4-Dichlorobenzene	**62 DIL**	**(26 - 110)**			**SW846 8270C**
	70 DIL	**(26 - 110)**	**11**	**(0-30)**	**SW846 8270C**
4-Chloro-3-methylphenol	**64 DIL**	**(32 - 117)**			**SW846 8270C**
	69 DIL	**(32 - 117)**	**7.7**	**(0-30)**	**SW846 8270C**
2-Chlorophenol	**54 DIL**	**(32 - 110)**			**SW846 8270C**
	60 DIL	**(32 - 110)**	**9.8**	**(0-30)**	**SW846 8270C**
2,4-Dinitrotoluene	**86 DIL**	**(42 - 118)**			**SW846 8270C**
	87 DIL	**(42 - 118)**	**1.1**	**(0-30)**	**SW846 8270C**
4-Nitrophenol	**77 DIL**	**(10 - 125)**			**SW846 8270C**
	81 DIL	**(10 - 125)**	**5.2**	**(0-30)**	**SW846 8270C**
N-Nitrosodi-n-propyl-amine	**56 DIL**	**(30 - 121)**			**SW846 8270C**
	64 DIL	**(30 - 121)**	**14**	**(0-30)**	**SW846 8270C**
Pentachlorophenol	**84 DIL**	**(10 - 182)**			**SW846 8270C**
	83 DIL	**(10 - 182)**	**1.4**	**(0-30)**	**SW846 8270C**
Phenol	**54 DIL**	**(10 - 144)**			**SW846 8270C**
	59 DIL	**(10 - 144)**	**9.3**	**(0-30)**	**SW846 8270C**
Pyrene	**0.0 DIL,a**	**(10 - 200)**			**SW846 8270C**
	37 DIL	**(10 - 200)**	**0.0**	**(0-30)**	**SW846 8270C**

SURROGATE	PERCENT RECOVERY	RECOVERY LIMITS
Nitrobenzene-d5	57 DIL	(24 - 112)
	58 DIL	(24 - 112)
2-Fluorobiphenyl	67 DIL	(34 - 110)
	66 DIL	(34 - 110)
Terphenyl-d14	78 DIL	(41 - 119)
	79 DIL	(41 - 119)
Phenol-d5	56 DIL	(28 - 110)
	64 DIL	(28 - 110)
2-Fluorophenol	58 DIL	(26 - 110)
	61 DIL	(26 - 110)

(Continued on next page)

MATRIX SPIKE SAMPLE EVALUATION REPORT

GC/MS Semivolatiles

Client Lot #...: 8K18217 **Work Order #...:** K29MN1AM-MS **Matrix.....:** SO
MS Lot-Sample #: A8K190285-004 K29MN1AN-MSD

SURROGATE	PERCENT RECOVERY	RECOVERY LIMITS
2,4,6-Tribromophenol	59 DIL	(10 - 118)
	60 DIL	(10 - 118)

NOTE(S):

Calculations are performed before rounding to avoid round-off errors in calculated results.

Bold print denotes control parameters

DIL The concentration is estimated or not reported due to dilution or the presence of interfering analytes.

Results and reporting limits have been adjusted for dry weight.

a Spiked analyte recovery is outside stated control limits.

MATRIX SPIKE SAMPLE EVALUATION REPORT

GC/MS Semivolatiles

Client Lot #...: 8K18217 **Work Order #...:** K29GW1D1-MS **Matrix.....:** SOLID
MS Lot-Sample #: A8K190258-003 K29GW1D2-MSD
Date Sampled...: 11/18/08 13:00 **Date Received..:** 11/19/08
Prep Date.....: 11/24/08 **Analysis Date..:** 11/26/08
Prep Batch #...: 8329404
Dilution Factor: 25 **% Moisture.....:** 16

PARAMETER	PERCENT RECOVERY	RECOVERY LIMITS	RPD	RPD LIMITS	METHOD
Acenaphthene	**82 DIL**	**(10 - 200)**			**SW846 8270C**
	77 DIL	**(10 - 200)**	**6.6**	**(0-30)**	**SW846 8270C**
1,2,4-Trichloro-benzene	**76 DIL**	**(33 - 110)**			**SW846 8270C**
	64 DIL	**(33 - 110)**	**17**	**(0-30)**	**SW846 8270C**
1,4-Dichlorobenzene	**80 DIL**	**(26 - 110)**			**SW846 8270C**
	71 DIL	**(26 - 110)**	**12**	**(0-30)**	**SW846 8270C**
4-Chloro-3-methylphenol	**90 DIL**	**(32 - 117)**			**SW846 8270C**
	80 DIL	**(32 - 117)**	**12**	**(0-30)**	**SW846 8270C**
2-Chlorophenol	**72 DIL**	**(32 - 110)**			**SW846 8270C**
	62 DIL	**(32 - 110)**	**15**	**(0-30)**	**SW846 8270C**
2,4-Dinitrotoluene	**175 DIL,a**	**(42 - 118)**			**SW846 8270C**
	177 DIL,a	**(42 - 118)**	**0.82**	**(0-30)**	**SW846 8270C**
4-Nitrophenol	**0.0 DIL,a**	**(10 - 125)**			**SW846 8270C**
	0.0 DIL,a	**(10 - 125)**	**0.0**	**(0-30)**	**SW846 8270C**
N-Nitrosodi-n-propyl-amine	**86 DIL**	**(30 - 121)**			**SW846 8270C**
	65 DIL	**(30 - 121)**	**27**	**(0-30)**	**SW846 8270C**
Pentachlorophenol	**0.0 DIL,a**	**(10 - 182)**			**SW846 8270C**
	0.0 DIL,a	**(10 - 182)**	**0.0**	**(0-30)**	**SW846 8270C**
Phenol	**72 DIL**	**(10 - 144)**			**SW846 8270C**
	59 DIL	**(10 - 144)**	**19**	**(0-30)**	**SW846 8270C**
Pyrene	**87 DIL**	**(10 - 200)**			**SW846 8270C**
	74 DIL	**(10 - 200)**	**11**	**(0-30)**	**SW846 8270C**

SURROGATE	PERCENT RECOVERY	RECOVERY LIMITS
Nitrobenzene-d5	69 DIL	(24 - 112)
	56 DIL	(24 - 112)
2-Fluorobiphenyl	75 DIL	(34 - 110)
	67 DIL	(34 - 110)
Terphenyl-d14	93 DIL	(41 - 119)
	86 DIL	(41 - 119)
Phenol-d5	78 DIL	(28 - 110)
	70 DIL	(28 - 110)
2-Fluorophenol	62 DIL	(26 - 110)
	49 DIL	(26 - 110)

(Continued on next page)

MATRIX SPIKE SAMPLE EVALUATION REPORT

GC/MS Semivolatiles

Client Lot #...: 8K18217 **Work Order #...:** K29GW1D1-MS **Matrix.....:** SOLID
MS Lot-Sample #: A8K190258-003 K29GW1D2-MSD

SURROGATE	PERCENT RECOVERY	RECOVERY LIMITS
2,4,6-Tribromophenol	114 DIL	(10 - 118)
	120	(10 - 118)

Qualifiers: DIL,*

NOTE(S):

Calculations are performed before rounding to avoid round-off errors in calculated results.

Bold print denotes control parameters

DIL The concentration is estimated or not reported due to dilution or the presence of interfering analytes.

Results and reporting limits have been adjusted for dry weight.

* Surrogate recovery is outside stated control limits.

a Spiked analyte recovery is outside stated control limits.

MATRIX SPIKE SAMPLE EVALUATION REPORT

GC/MS Semivolatiles

Client Lot #...: 8K18217 **Work Order #...:** K3DK11AC-MS **Matrix.....:** SO
MS Lot-Sample #: A8K200287-002 K3DK11AD-MSD
Date Sampled...: 11/19/08 10:38 **Date Received..:** 11/20/08
Prep Date.....: 11/24/08 **Analysis Date..:** 11/26/08
Prep Batch #...: 8329404
Dilution Factor: 1

PARAMETER	PERCENT RECOVERY	RECOVERY LIMITS	RPD	RPD LIMITS	METHOD
Acenaphthene	**68**	**(10 - 200)**			**SW846 8270C**
	23 p	**(10 - 200)**	**100**	**(0-30)**	**SW846 8270C**
1,2,4-Trichloro-benzene	**59**	**(33 - 110)**			**SW846 8270C**
	14 a,p	**(33 - 110)**	**124**	**(0-30)**	**SW846 8270C**
1,4-Dichlorobenzene	**64**	**(26 - 110)**			**SW846 8270C**
	15 a,p	**(26 - 110)**	**124**	**(0-30)**	**SW846 8270C**
4-Chloro-3-methylphenol	**78**	**(32 - 117)**			**SW846 8270C**
	30 a,p	**(32 - 117)**	**90**	**(0-30)**	**SW846 8270C**
2-Chlorophenol	**66**	**(32 - 110)**			**SW846 8270C**
	15 a,p	**(32 - 110)**	**125**	**(0-30)**	**SW846 8270C**
2,4-Dinitrotoluene	**72**	**(42 - 118)**			**SW846 8270C**
	30 a,p	**(42 - 118)**	**83**	**(0-30)**	**SW846 8270C**
4-Nitrophenol	**64**	**(10 - 125)**			**SW846 8270C**
	26 p	**(10 - 125)**	**85**	**(0-30)**	**SW846 8270C**
N-Nitrosodi-n-propyl-amine	**68**	**(30 - 121)**			**SW846 8270C**
	16 a,p	**(30 - 121)**	**124**	**(0-30)**	**SW846 8270C**
Pentachlorophenol	**22**	**(10 - 182)**			**SW846 8270C**
	12 p	**(10 - 182)**	**55**	**(0-30)**	**SW846 8270C**
Phenol	**67**	**(10 - 144)**			**SW846 8270C**
	16 p	**(10 - 144)**	**122**	**(0-30)**	**SW846 8270C**
Pyrene	**79**	**(10 - 200)**			**SW846 8270C**
	29 p	**(10 - 200)**	**83**	**(0-30)**	**SW846 8270C**

SURROGATE	PERCENT RECOVERY	RECOVERY LIMITS
Nitrobenzene-d5	60	(24 - 112)
	14 *	(24 - 112)
2-Fluorobiphenyl	60	(34 - 110)
	17 *	(34 - 110)
Terphenyl-d14	86	(41 - 119)
	33 *	(41 - 119)
Phenol-d5	70	(28 - 110)
	17 *	(28 - 110)
2-Fluorophenol	73	(26 - 110)
	14 *	(26 - 110)

(Continued on next page)

MATRIX SPIKE SAMPLE EVALUATION REPORT

GC/MS Semivolatiles

Client Lot #...: 8K18217 **Work Order #...:** K3DK11AC-MS **Matrix.....:** SO
MS Lot-Sample #: A8K200287-002 K3DK11AD-MSD

SURROGATE	PERCENT RECOVERY	RECOVERY LIMITS
2,4,6-Tribromophenol	74	(10 - 118)
	31	(10 - 118)

NOTE(S):

Calculations are performed before rounding to avoid round-off errors in calculated results.

Bold print denotes control parameters

p Relative percent difference (RPD) is outside stated control limits.

Results and reporting limits have been adjusted for dry weight.

a Spiked analyte recovery is outside stated control limits.

* Surrogate recovery is outside stated control limits.

MATRIX SPIKE SAMPLE EVALUATION REPORT

GC/MS Semivolatiles

Client Lot #...: 8K18217 **Work Order #...:** K3C871AD-MS **Matrix.....:** SOLID
MS Lot-Sample #: A8K200258-007 K3C871AE-MSD
Date Sampled...: 11/18/08 15:00 **Date Received..:** 11/20/08
Prep Date.....: 11/24/08 **Analysis Date..:** 12/02/08
Prep Batch #...: 8329410
Dilution Factor: 1 **% Moisture.....:** 15

PARAMETER	PERCENT RECOVERY	RECOVERY LIMITS	RPD	RPD LIMITS	METHOD
Acenaphthene	**75**	**(10 - 200)**			**SW846 8270C**
	84	**(10 - 200)**	**11**	**(0-30)**	**SW846 8270C**
1,2,4-Trichloro-benzene	**66**	**(33 - 110)**			**SW846 8270C**
	71	**(33 - 110)**	**7.8**	**(0-30)**	**SW846 8270C**
1,4-Dichlorobenzene	**72**	**(26 - 110)**			**SW846 8270C**
	77	**(26 - 110)**	**6.5**	**(0-30)**	**SW846 8270C**
4-Chloro-3-methylphenol	**75**	**(32 - 117)**			**SW846 8270C**
	77	**(32 - 117)**	**3.5**	**(0-30)**	**SW846 8270C**
2-Chlorophenol	**74**	**(32 - 110)**			**SW846 8270C**
	74	**(32 - 110)**	**0.39**	**(0-30)**	**SW846 8270C**
2,4-Dinitrotoluene	**73**	**(42 - 118)**			**SW846 8270C**
	72	**(42 - 118)**	**0.82**	**(0-30)**	**SW846 8270C**
4-Nitrophenol	**74**	**(10 - 125)**			**SW846 8270C**
	64	**(10 - 125)**	**16**	**(0-30)**	**SW846 8270C**
N-Nitrosodi-n-propyl-amine	**72**	**(30 - 121)**			**SW846 8270C**
	73	**(30 - 121)**	**0.70**	**(0-30)**	**SW846 8270C**
Pentachlorophenol	**72**	**(10 - 182)**			**SW846 8270C**
	69	**(10 - 182)**	**4.0**	**(0-30)**	**SW846 8270C**
Phenol	**72**	**(10 - 144)**			**SW846 8270C**
	73	**(10 - 144)**	**0.63**	**(0-30)**	**SW846 8270C**
Pyrene	**191**	**(10 - 200)**			**SW846 8270C**
	191	**(10 - 200)**	**0.20**	**(0-30)**	**SW846 8270C**

SURROGATE	PERCENT RECOVERY	RECOVERY LIMITS
Nitrobenzene-d5	71	(24 - 112)
	71	(24 - 112)
2-Fluorobiphenyl	69	(34 - 110)
	70	(34 - 110)
Terphenyl-d14	79	(41 - 119)
	79	(41 - 119)
Phenol-d5	78	(28 - 110)
	75	(28 - 110)
2-Fluorophenol	70	(26 - 110)
	67	(26 - 110)

(Continued on next page)

MATRIX SPIKE SAMPLE EVALUATION REPORT

GC/MS Semivolatiles

Client Lot #...: 8K18217 **Work Order #...:** K3C871AD-MS **Matrix.....:** SOLID
MS Lot-Sample #: A8K200258-007 K3C871AE-MSD

SURROGATE	PERCENT RECOVERY	RECOVERY LIMITS
2,4,6-Tribromophenol	73	(10 - 118)
	73	(10 - 118)

NOTE(S):

Calculations are performed before rounding to avoid round-off errors in calculated results.

Bold print denotes control parameters

Results and reporting limits have been adjusted for dry weight.

MATRIX SPIKE SAMPLE EVALUATION REPORT

GC/MS Semivolatiles

Client Lot #...: 8K18217 **Work Order #...:** K3CN11C9-MS **Matrix.....:** SOLID
MS Lot-Sample #: A8K200211-001 K3CN11DA-MSD
Date Sampled...: 11/19/08 09:00 **Date Received..:** 11/20/08
Prep Date.....: 11/25/08 **Analysis Date..:** 12/02/08
Prep Batch #...: 8330393
Dilution Factor: 2 **% Moisture.....:** 100

PARAMETER	PERCENT RECOVERY	RECOVERY LIMITS	RPD	RPD LIMITS	METHOD
Acenaphthene	**63 DIL**	**(10 - 200)**			**SW846 8270C**
	62 DIL	**(10 - 200)**	**0.79**	**(0-30)**	**SW846 8270C**
1,2,4-Trichloro-benzene	**64 DIL**	**(33 - 110)**			**SW846 8270C**
	62 DIL	**(33 - 110)**	**2.3**	**(0-30)**	**SW846 8270C**
1,4-Dichlorobenzene	**74 DIL**	**(26 - 110)**			**SW846 8270C**
	69 DIL	**(26 - 110)**	**6.1**	**(0-30)**	**SW846 8270C**
4-Chloro-3-methylphenol	**51 DIL**	**(32 - 117)**			**SW846 8270C**
	45 DIL	**(32 - 117)**	**12**	**(0-30)**	**SW846 8270C**
2-Chlorophenol	**64 DIL**	**(32 - 110)**			**SW846 8270C**
	62 DIL	**(32 - 110)**	**2.7**	**(0-30)**	**SW846 8270C**
2,4-Dinitrotoluene	**58 DIL**	**(42 - 118)**			**SW846 8270C**
	64 DIL	**(42 - 118)**	**6.9**	**(0-30)**	**SW846 8270C**
4-Nitrophenol	**52 DIL**	**(10 - 125)**			**SW846 8270C**
	52 DIL	**(10 - 125)**	**0.63**	**(0-30)**	**SW846 8270C**
N-Nitrosodi-n-propyl-amine	**68 DIL**	**(30 - 121)**			**SW846 8270C**
	63 DIL	**(30 - 121)**	**7.6**	**(0-30)**	**SW846 8270C**
Pentachlorophenol	**80 DIL**	**(10 - 182)**			**SW846 8270C**
	78 DIL	**(10 - 182)**	**2.1**	**(0-30)**	**SW846 8270C**
Phenol	**61 DIL**	**(10 - 144)**			**SW846 8270C**
	59 DIL	**(10 - 144)**	**2.4**	**(0-30)**	**SW846 8270C**
Pyrene	**65 DIL**	**(10 - 200)**			**SW846 8270C**
	63 DIL	**(10 - 200)**	**1.4**	**(0-30)**	**SW846 8270C**

SURROGATE	PERCENT RECOVERY	RECOVERY LIMITS
Nitrobenzene-d5	61 DIL	(24 - 112)
	61 DIL	(24 - 112)
2-Fluorobiphenyl	60 DIL	(34 - 110)
	60 DIL	(34 - 110)
Terphenyl-d14	80 DIL	(41 - 119)
	81 DIL	(41 - 119)
Phenol-d5	63 DIL	(28 - 110)
	63 DIL	(28 - 110)
2-Fluorophenol	59 DIL	(26 - 110)
	59 DIL	(26 - 110)

(Continued on next page)

MATRIX SPIKE SAMPLE EVALUATION REPORT

GC/MS Semivolatiles

Client Lot #...: 8K18217 **Work Order #...:** K3CN11C9-MS **Matrix.....:** SOLID
MS Lot-Sample #: A8K200211-001 K3CN11DA-MSD

SURROGATE	PERCENT RECOVERY	RECOVERY LIMITS
2,4,6-Tribromophenol	62 DIL	(10 - 118)
	62 DIL	(10 - 118)

NOTE(S):

Calculations are performed before rounding to avoid round-off errors in calculated results.

Bold print denotes control parameters

DIL The concentration is estimated or not reported due to dilution or the presence of interfering analytes.

Results and reporting limits have been adjusted for dry weight.

MATRIX SPIKE SAMPLE EVALUATION REPORT

GC/MS Semivolatiles

Client Lot #...: 8K18217 **Work Order #...:** K3KVA1EE-MS **Matrix.....:** SO
MS Lot-Sample #: A8K240176-011 K3KVA1EF-MSD
Date Sampled...: 11/20/08 09:05 **Date Received..:** 11/21/08
Prep Date.....: 11/26/08 **Analysis Date..:** 12/02/08
Prep Batch #...: 8331026
Dilution Factor: 1

PARAMETER	PERCENT RECOVERY	RECOVERY LIMITS	RPD	RPD LIMITS	METHOD
Acenaphthene	**71**	**(10 - 200)**			**SW846 8270C**
	69	**(10 - 200)**	**2.6**	**(0-30)**	**SW846 8270C**
1,2,4-Trichloro- benzene	**66**	**(33 - 110)**			**SW846 8270C**
	64	**(33 - 110)**	**2.6**	**(0-30)**	**SW846 8270C**
1,4-Dichlorobenzene	**77**	**(26 - 110)**			**SW846 8270C**
	72	**(26 - 110)**	**5.6**	**(0-30)**	**SW846 8270C**
4-Chloro-3-methylphenol	**61**	**(32 - 117)**			**SW846 8270C**
	64	**(32 - 117)**	**3.6**	**(0-30)**	**SW846 8270C**
2-Chlorophenol	**72**	**(32 - 110)**			**SW846 8270C**
	68	**(32 - 110)**	**5.3**	**(0-30)**	**SW846 8270C**
2,4-Dinitrotoluene	**73**	**(42 - 118)**			**SW846 8270C**
	73	**(42 - 118)**	**0.07**	**(0-30)**	**SW846 8270C**
4-Nitrophenol	**40**	**(10 - 125)**			**SW846 8270C**
	44	**(10 - 125)**	**8.4**	**(0-30)**	**SW846 8270C**
N-Nitrosodi-n-propyl- amine	**69**	**(30 - 121)**			**SW846 8270C**
	68	**(30 - 121)**	**1.4**	**(0-30)**	**SW846 8270C**
Pentachlorophenol	**39**	**(10 - 182)**			**SW846 8270C**
	40	**(10 - 182)**	**0.52**	**(0-30)**	**SW846 8270C**
Phenol	**71**	**(10 - 144)**			**SW846 8270C**
	67	**(10 - 144)**	**5.4**	**(0-30)**	**SW846 8270C**
Pyrene	**81**	**(10 - 200)**			**SW846 8270C**
	78	**(10 - 200)**	**3.4**	**(0-30)**	**SW846 8270C**

SURROGATE	PERCENT RECOVERY	RECOVERY LIMITS
Nitrobenzene-d5	67	(24 - 112)
	60	(24 - 112)
2-Fluorobiphenyl	66	(34 - 110)
	62	(34 - 110)
Terphenyl-d14	82	(41 - 119)
	75	(41 - 119)
Phenol-d5	74	(28 - 110)
	66	(28 - 110)
2-Fluorophenol	79	(26 - 110)
	72	(26 - 110)

(Continued on next page)

MATRIX SPIKE SAMPLE EVALUATION REPORT

GC/MS Semivolatiles

Client Lot #...: 8K18217 **Work Order #...:** K3KVA1EE-MS **Matrix.....:** SO
MS Lot-Sample #: A8K240176-011 K3KVA1EF-MSD

SURROGATE	PERCENT RECOVERY	RECOVERY LIMITS
2,4,6-Tribromophenol	59	(10 - 118)
	56	(10 - 118)

NOTE(S):

Calculations are performed before rounding to avoid round-off errors in calculated results.

Bold print denotes control parameters

Results and reporting limits have been adjusted for dry weight.

MATRIX SPIKE SAMPLE EVALUATION REPORT

GC Semivolatiles

Client Lot #...: 8K18217 **Work Order #...:** K29MN1DF-MS **Matrix.....:** SO
MS Lot-Sample #: A8K190285-004 K29MN1DG-MSD
Date Sampled...: 11/18/08 09:30 **Date Received..:** 11/19/08
Prep Date.....: 11/22/08 **Analysis Date..:** 11/27/08
Prep Batch #...: 8326343
Dilution Factor: 1

PARAMETER	PERCENT RECOVERY	RECOVERY LIMITS	RPD	RPD LIMITS	METHOD
Aroclor 1016	**76**	**(10 - 199)**			**SW846 8082**
	84	**(10 - 199)**	**10**	**(0-30)**	**SW846 8082**
Aroclor 1260	**55**	**(10 - 199)**			**SW846 8082**
	61	**(10 - 199)**	**8.6**	**(0-30)**	**SW846 8082**

SURROGATE	PERCENT RECOVERY	RECOVERY LIMITS
Tetrachloro-m-xylene	68	(10 - 196)
	76	(10 - 196)
Decachlorobiphenyl	104	(10 - 199)
	109	(10 - 199)

NOTE(S):

Calculations are performed before rounding to avoid round-off errors in calculated results.

Bold print denotes control parameters

Results and reporting limits have been adjusted for dry weight.

MATRIX SPIKE SAMPLE EVALUATION REPORT

GC Semivolatiles

Client Lot #...: 8K18217 **Work Order #...:** K3DK11DF-MS **Matrix.....:** SO
MS Lot-Sample #: A8K200287-002 K3DK11DG-MSD
Date Sampled...: 11/19/08 10:38 **Date Received..:** 11/20/08
Prep Date.....: 11/22/08 **Analysis Date..:** 12/01/08
Prep Batch #...: 8326344
Dilution Factor: 1

PARAMETER	PERCENT RECOVERY	RECOVERY LIMITS	RPD	RPD LIMITS	METHOD
Aroclor 1016	**76**	**(10 - 199)**			**SW846 8082**
	85	**(10 - 199)**	**11**	**(0-30)**	**SW846 8082**
Aroclor 1260	**76**	**(10 - 199)**			**SW846 8082**
	83	**(10 - 199)**	**9.0**	**(0-30)**	**SW846 8082**

SURROGATE	PERCENT RECOVERY	RECOVERY LIMITS
Tetrachloro-m-xylene	82	(10 - 196)
	91	(10 - 196)
Decachlorobiphenyl	82	(10 - 199)
	86	(10 - 199)

NOTE(S):

Calculations are performed before rounding to avoid round-off errors in calculated results.

Bold print denotes control parameters

Results and reporting limits have been adjusted for dry weight.

MATRIX SPIKE SAMPLE EVALUATION REPORT

GC Semivolatiles

Client Lot #...: 8K18217 **Work Order #...:** K3KVA1EC-MS **Matrix.....:** SO
MS Lot-Sample #: A8K240176-011 K3KVA1ED-MSD
Date Sampled...: 11/20/08 09:05 **Date Received..:** 11/21/08
Prep Date.....: 11/25/08 **Analysis Date..:** 12/01/08
Prep Batch #...: 8330028
Dilution Factor: 1

PARAMETER	PERCENT RECOVERY	RECOVERY LIMITS	RPD	RPD LIMITS	METHOD
Aroclor 1016	**79**	**(10 - 199)**			**SW846 8082**
	82	**(10 - 199)**	**3.9**	**(0-30)**	**SW846 8082**
Aroclor 1260	**82**	**(10 - 199)**			**SW846 8082**
	82	**(10 - 199)**	**0.66**	**(0-30)**	**SW846 8082**

SURROGATE	PERCENT RECOVERY	RECOVERY LIMITS
Tetrachloro-m-xylene	82	(10 - 196)
	86	(10 - 196)
Decachlorobiphenyl	79	(10 - 199)
	79	(10 - 199)

NOTE(S):

Calculations are performed before rounding to avoid round-off errors in calculated results.

Bold print denotes control parameters

Results and reporting limits have been adjusted for dry weight.

MATRIX SPIKE SAMPLE EVALUATION REPORT

TOTAL Metals

Client Lot #...: 8K18217 **Matrix.....:** SO
Date Sampled...: 11/17/08 14:00 **Date Received..:** 11/18/08

PARAMETER	PERCENT RECOVERY	RECOVERY LIMITS	RPD	RPD LIMITS	METHOD	PREPARATION-ANALYSIS DATE	WORK ORDER #
MS Lot-Sample #: A8K180217-001 **Prep Batch #...:** 8324023							
Aluminum	NC,MSB	(75 - 125)			SW846 6010B	11/19-11/22/08	K26L81A4
	NC,MSB	(75 - 125)		(0-20)	SW846 6010B	11/19-11/22/08	K26L81A5
		Dilution Factor: 1					
Arsenic	80	(75 - 125)			SW846 6010B	11/19-11/22/08	K26L81C2
	93	(75 - 125)	15	(0-20)	SW846 6010B	11/19-11/22/08	K26L81C3
		Dilution Factor: 1					
Antimony	34 N	(75 - 125)			SW846 6010B	11/19-11/22/08	K26L81A6
	45 N,*	(75 - 125)	26	(0-20)	SW846 6010B	11/19-11/22/08	K26L81A7
		Dilution Factor: 1					
Lead	NC,MSB	(75 - 125)			SW846 6010B	11/19-11/22/08	K26L81C4
	NC,MSB	(75 - 125)		(0-20)	SW846 6010B	11/19-11/22/08	K26L81C5
		Dilution Factor: 1					
Selenium	80	(75 - 125)			SW846 6010B	11/19-11/22/08	K26L81C6
	87	(75 - 125)	7.7	(0-20)	SW846 6010B	11/19-11/22/08	K26L81C7
		Dilution Factor: 1					
Thallium	79	(75 - 125)			SW846 6010B	11/19-11/22/08	K26L81C8
	87	(75 - 125)	9.3	(0-20)	SW846 6010B	11/19-11/22/08	K26L81C9
		Dilution Factor: 1					
Cadmium	82	(75 - 125)			SW846 6010B	11/19-11/22/08	K26L81A8
	79	(75 - 125)	3.4	(0-20)	SW846 6010B	11/19-11/22/08	K26L81A9
		Dilution Factor: 1					
Chromium	98	(75 - 125)			SW846 6010B	11/19-11/22/08	K26L81CA
	158 N,*	(75 - 125)	30	(0-20)	SW846 6010B	11/19-11/22/08	K26L81CC
		Dilution Factor: 1					
Cobalt	81	(75 - 125)			SW846 6010B	11/19-11/22/08	K26L81CD
	97	(75 - 125)	17	(0-20)	SW846 6010B	11/19-11/22/08	K26L81CE
		Dilution Factor: 1					
Copper	86	(75 - 125)			SW846 6010B	11/19-11/22/08	K26L81CF
	279 N,*	(75 - 125)	37	(0-20)	SW846 6010B	11/19-11/22/08	K26L81CG
		Dilution Factor: 1					

(Continued on next page)

MATRIX SPIKE SAMPLE EVALUATION REPORT

TOTAL Metals

Client Lot #...: 8K18217 **Matrix.....:** SO
Date Sampled...: 11/17/08 14:00 **Date Received..:** 11/18/08

PARAMETER	PERCENT RECOVERY	RECOVERY LIMITS	RPD	RPD LIMITS	METHOD	PREPARATION-ANALYSIS DATE	WORK ORDER #
Iron	NC,MSB	(75 - 125)			SW846 6010B	11/19-11/22/08	K26L81CH
	NC,MSB	(75 - 125)		(0-20)	SW846 6010B	11/19-11/22/08	K26L81CJ
		Dilution Factor: 1					
Manganese	23 N	(75 - 125)			SW846 6010B	11/19-11/22/08	K26L81CK
	988 N,*	(75 - 125)	114	(0-20)	SW846 6010B	11/19-11/22/08	K26L81CL
		Dilution Factor: 1					
Nickel	86	(75 - 125)			SW846 6010B	11/19-11/22/08	K26L81CM
	124 *	(75 - 125)	29	(0-20)	SW846 6010B	11/19-11/22/08	K26L81CN
		Dilution Factor: 1					
Potassium	91	(75 - 125)			SW846 6010B	11/19-11/22/08	K26L81CP
	93	(75 - 125)	1.9	(0-20)	SW846 6010B	11/19-11/22/08	K26L81CQ
		Dilution Factor: 1					
Silver	91	(75 - 125)			SW846 6010B	11/19-11/22/08	K26L81CR
	110	(75 - 125)	19	(0-20)	SW846 6010B	11/19-11/22/08	K26L81CT
		Dilution Factor: 1					
Sodium	84	(75 - 125)			SW846 6010B	11/19-11/22/08	K26L81CU
	92	(75 - 125)	9.3	(0-20)	SW846 6010B	11/19-11/22/08	K26L81CV
		Dilution Factor: 1					
Vanadium	93	(75 - 125)			SW846 6010B	11/19-11/22/08	K26L81CW
	92	(75 - 125)	0.82	(0-20)	SW846 6010B	11/19-11/22/08	K26L81CX
		Dilution Factor: 1					
Zinc	NC,MSB	(75 - 125)			SW846 6010B	11/19-11/22/08	K26L81C0
	NC,MSB	(75 - 125)		(0-20)	SW846 6010B	11/19-11/22/08	K26L81C1
		Dilution Factor: 1					

MS Lot-Sample #: A8K180217-001 **Prep Batch #...:** 8330016

Mercury	105	(11 - 192)			SW846 7471A	11/25/08	K26L81D0
	100	(11 - 192)	4.6	(0-20)	SW846 7471A	11/25/08	K26L81D1
		Dilution Factor: 1					

NOTE(S):

Calculations are performed before rounding to avoid round-off errors in calculated results.

Results and reporting limits have been adjusted for dry weight.

NC The recovery and/or RPD were not calculated.

MSB The recovery and RPD were not calculated because the sample amount was greater than four times the spike amount.

N Spiked analyte recovery is outside stated control limits.

* Relative percent difference (RPD) is outside stated control limits.

MATRIX SPIKE SAMPLE EVALUATION REPORT

TOTAL Metals

Client Lot #...: 8K18217 **Matrix.....:** SO
Date Sampled...: 11/18/08 09:30 **Date Received..:** 11/19/08

PARAMETER	PERCENT RECOVERY	RECOVERY LIMITS	RPD	RPD LIMITS	METHOD	PREPARATION-ANALYSIS DATE	WORK ORDER #
MS Lot-Sample #: A8K190285-004 **Prep Batch #...:** 8325023							
Aluminum	NC,MSB	(75 - 125)			SW846 6010B	11/20-11/25/08	K29MN1AU
	NC,MSB	(75 - 125)		(0-20)	SW846 6010B	11/20-11/25/08	K29MN1AV
		Dilution Factor: 1					
Arsenic	81	(75 - 125)			SW846 6010B	11/20-11/26/08	K29MN1C8
	83	(75 - 125)	2.3	(0-20)	SW846 6010B	11/20-11/25/08	K29MN1C9
		Dilution Factor: 5					
Antimony	52 N	(75 - 125)			SW846 6010B	11/20-11/26/08	K29MN1AX
	57 N	(75 - 125)	8.0	(0-20)	SW846 6010B	11/20-11/25/08	K29MN1A0
		Dilution Factor: 5					
Lead	NC,MSB	(75 - 125)			SW846 6010B	11/20-11/26/08	K29MN1CC
	NC,MSB	(75 - 125)		(0-20)	SW846 6010B	11/20-11/25/08	K29MN1CD
		Dilution Factor: 5					
Selenium	85	(75 - 125)			SW846 6010B	11/20-11/26/08	K29MN1CF
	85	(75 - 125)	0.67	(0-20)	SW846 6010B	11/20-11/25/08	K29MN1CG
		Dilution Factor: 5					
Thallium	83	(75 - 125)			SW846 6010B	11/20-11/26/08	K29MN1CJ
	80	(75 - 125)	4.2	(0-20)	SW846 6010B	11/20-11/25/08	K29MN1CK
		Dilution Factor: 5					
Cadmium	107	(75 - 125)			SW846 6010B	11/20-11/26/08	K29MN1A2
	76 *	(75 - 125)	27	(0-20)	SW846 6010B	11/20-11/25/08	K29MN1A3
		Dilution Factor: 5					
Chromium	57 N	(75 - 125)			SW846 6010B	11/20-11/25/08	K29MN1A5
	0.0 N	(75 - 125)	0.0	(0-20)	SW846 6010B	11/20-11/25/08	K29MN1A6
		Dilution Factor: 1					
Cobalt	88	(75 - 125)			SW846 6010B	11/20-11/25/08	K29MN1A8
	81	(75 - 125)	6.2	(0-20)	SW846 6010B	11/20-11/25/08	K29MN1A9
		Dilution Factor: 1					
Copper	NC,MSB	(75 - 125)			SW846 6010B	11/20-11/25/08	K29MN1AC
	NC,MSB	(75 - 125)		(0-20)	SW846 6010B	11/20-11/25/08	K29MN1AD
		Dilution Factor: 1					

(Continued on next page)

MATRIX SPIKE SAMPLE EVALUATION REPORT

TOTAL Metals

Client Lot #...: 8K18217 **Matrix.....:** SO
Date Sampled...: 11/18/08 09:30 **Date Received..:** 11/19/08

PARAMETER	PERCENT RECOVERY	RECOVERY LIMITS	RPD	RPD LIMITS	METHOD	PREPARATION-ANALYSIS DATE	WORK ORDER #
Iron	NC,MSB	(75 - 125)			SW846 6010B	11/20-11/26/08	K29MN1AF
	NC,MSB	(75 - 125)		(0-20)	SW846 6010B	11/20-11/25/08	K29MN1AG
		Dilution Factor: 5					
Manganese	NC,MSB	(75 - 125)			SW846 6010B	11/20-11/26/08	K29MN1AJ
	NC,MSB	(75 - 125)		(0-20)	SW846 6010B	11/20-11/25/08	K29MN1AK
		Dilution Factor: 5					
Nickel	104	(75 - 125)			SW846 6010B	11/20-11/25/08	K29MN1CM
	73 N	(75 - 125)	19	(0-20)	SW846 6010B	11/20-11/25/08	K29MN1CN
		Dilution Factor: 1					
Potassium	96	(75 - 125)			SW846 6010B	11/20-11/25/08	K29MN1CQ
	98	(75 - 125)	2.1	(0-20)	SW846 6010B	11/20-11/25/08	K29MN1CR
		Dilution Factor: 1					
Silver	84	(75 - 125)			SW846 6010B	11/20-11/25/08	K29MN1CU
	87	(75 - 125)	2.5	(0-20)	SW846 6010B	11/20-11/25/08	K29MN1CV
		Dilution Factor: 1					
Sodium	82	(75 - 125)			SW846 6010B	11/20-11/25/08	K29MN1CX
	84	(75 - 125)	1.9	(0-20)	SW846 6010B	11/20-11/25/08	K29MN1C0
		Dilution Factor: 1					
Vanadium	103	(75 - 125)			SW846 6010B	11/20-11/26/08	K29MN1C2
	86	(75 - 125)	13	(0-20)	SW846 6010B	11/20-11/25/08	K29MN1C3
		Dilution Factor: 5					
Zinc	NC,MSB	(75 - 125)			SW846 6010B	11/20-11/26/08	K29MN1C5
	NC,MSB	(75 - 125)		(0-20)	SW846 6010B	11/20-11/25/08	K29MN1C6
		Dilution Factor: 5					
Mercury	160	(11 - 192)			SW846 7471A	11/20-11/21/08	K29MN1DC
	288 N,*	(11 - 192)	24	(0-20)	SW846 7471A	11/20-11/21/08	K29MN1DD
		Dilution Factor: 1					

NOTE(S):

Calculations are performed before rounding to avoid round-off errors in calculated results.

Results and reporting limits have been adjusted for dry weight.

NC The recovery and/or RPD were not calculated.

MSB The recovery and RPD were not calculated because the sample amount was greater than four times the spike amount.

* Relative percent difference (RPD) is outside stated control limits.

N Spiked analyte recovery is outside stated control limits.

MATRIX SPIKE SAMPLE EVALUATION REPORT

TOTAL Metals

Client Lot #...: 8K18217 **Matrix.....:** SO
Date Sampled...: 11/19/08 10:38 **Date Received..:** 11/20/08

PARAMETER	PERCENT RECOVERY	RECOVERY LIMITS	RPD	RPD LIMITS	METHOD	PREPARATION-ANALYSIS DATE	WORK ORDER #
MS Lot-Sample #: A8K200287-002 **Prep Batch #...:** 8326023							
Aluminum	NC,MSB	(75 - 125)			SW846 6010B	11/21-11/24/08	K3DK11AJ
	NC,MSB	(75 - 125)		(0-20)	SW846 6010B	11/21-11/24/08	K3DK11AK
		Dilution Factor: 1					
Arsenic	84	(75 - 125)			SW846 6010B	11/21-11/24/08	K3DK11CX
	82	(75 - 125)	2.2	(0-20)	SW846 6010B	11/21-11/24/08	K3DK11C0
		Dilution Factor: 1					
Antimony	32 N	(75 - 125)			SW846 6010B	11/21-11/24/08	K3DK11AM
	31 N	(75 - 125)	3.1	(0-20)	SW846 6010B	11/21-11/24/08	K3DK11AN
		Dilution Factor: 1					
Lead	88	(75 - 125)			SW846 6010B	11/21-11/24/08	K3DK11C2
	85	(75 - 125)	2.6	(0-20)	SW846 6010B	11/21-11/24/08	K3DK11C3
		Dilution Factor: 1					
Selenium	85	(75 - 125)			SW846 6010B	11/21-11/24/08	K3DK11C5
	84	(75 - 125)	1.9	(0-20)	SW846 6010B	11/21-11/24/08	K3DK11C6
		Dilution Factor: 1					
Thallium	84	(75 - 125)			SW846 6010B	11/21-11/24/08	K3DK11C8
	83	(75 - 125)	1.9	(0-20)	SW846 6010B	11/21-11/24/08	K3DK11C9
		Dilution Factor: 1					
Cadmium	86	(75 - 125)			SW846 6010B	11/21-11/24/08	K3DK11AQ
	84	(75 - 125)	2.2	(0-20)	SW846 6010B	11/21-11/24/08	K3DK11AR
		Dilution Factor: 1					
Chromium	78	(75 - 125)			SW846 6010B	11/21-11/24/08	K3DK11AU
	83	(75 - 125)	3.9	(0-20)	SW846 6010B	11/21-11/24/08	K3DK11AV
		Dilution Factor: 1					
Cobalt	86	(75 - 125)			SW846 6010B	11/21-11/24/08	K3DK11AX
	84	(75 - 125)	1.9	(0-20)	SW846 6010B	11/21-11/24/08	K3DK11A0
		Dilution Factor: 1					
Copper	67 N	(75 - 125)			SW846 6010B	11/21-11/24/08	K3DK11A2
	69 N	(75 - 125)	1.8	(0-20)	SW846 6010B	11/21-11/24/08	K3DK11A3
		Dilution Factor: 1					

(Continued on next page)

MATRIX SPIKE SAMPLE EVALUATION REPORT

TOTAL Metals

Client Lot #...: 8K18217 **Matrix.....:** SO
Date Sampled...: 11/19/08 10:38 **Date Received..:** 11/20/08

PARAMETER	PERCENT RECOVERY	RECOVERY LIMITS	RPD	RPD LIMITS	METHOD	PREPARATION-ANALYSIS DATE	WORK ORDER #
Iron	NC,MSB	(75 - 125)			SW846 6010B	11/21-11/24/08	K3DK11A5
	NC,MSB	(75 - 125)		(0-20)	SW846 6010B	11/21-11/24/08	K3DK11A6
		Dilution Factor: 1					
Manganese	NC,MSB	(75 - 125)			SW846 6010B	11/21-11/24/08	K3DK11A8
	NC,MSB	(75 - 125)		(0-20)	SW846 6010B	11/21-11/24/08	K3DK11A9
		Dilution Factor: 1					
Nickel	77	(75 - 125)			SW846 6010B	11/21-11/24/08	K3DK11CC
	78	(75 - 125)	0.85	(0-20)	SW846 6010B	11/21-11/24/08	K3DK11CD
		Dilution Factor: 1					
Potassium	86	(75 - 125)			SW846 6010B	11/21-11/24/08	K3DK11CF
	86	(75 - 125)	0.25	(0-20)	SW846 6010B	11/21-11/24/08	K3DK11CG
		Dilution Factor: 1					
Silver	92	(75 - 125)			SW846 6010B	11/21-11/24/08	K3DK11CJ
	93	(75 - 125)	0.29	(0-20)	SW846 6010B	11/21-11/24/08	K3DK11CK
		Dilution Factor: 1					
Sodium	86	(75 - 125)			SW846 6010B	11/21-11/24/08	K3DK11CM
	84	(75 - 125)	2.0	(0-20)	SW846 6010B	11/21-11/24/08	K3DK11CN
		Dilution Factor: 1					
Vanadium	83	(75 - 125)			SW846 6010B	11/21-11/24/08	K3DK11CQ
	83	(75 - 125)	0.05	(0-20)	SW846 6010B	11/21-11/24/08	K3DK11CR
		Dilution Factor: 1					
Zinc	77	(75 - 125)			SW846 6010B	11/21-11/24/08	K3DK11CU
	82	(75 - 125)	2.8	(0-20)	SW846 6010B	11/21-11/24/08	K3DK11CV
		Dilution Factor: 1					
Mercury	104	(11 - 192)			SW846 7471A	11/21/08	K3DK11DC
	102	(11 - 192)	1.2	(0-20)	SW846 7471A	11/21/08	K3DK11DD
		Dilution Factor: 1					

NOTE(S):

Calculations are performed before rounding to avoid round-off errors in calculated results.

Results and reporting limits have been adjusted for dry weight.

NC The recovery and/or RPD were not calculated.

MSB The recovery and RPD were not calculated because the sample amount was greater than four times the spike amount.

N Spiked analyte recovery is outside stated control limits.

MATRIX SPIKE SAMPLE EVALUATION REPORT

TOTAL Metals

Client Lot #...: 8K18217 **Matrix.....:** SO
Date Sampled...: 11/20/08 09:05 **Date Received..:** 11/21/08

PARAMETER	PERCENT RECOVERY	RECOVERY LIMITS	RPD	RPD LIMITS	METHOD	PREPARATION-ANALYSIS DATE	WORK ORDER #
MS Lot-Sample #: A8K240176-011 **Prep Batch #...:** 8330017							
Aluminum	NC,MSB	(75 - 125)			SW846 6010B	11/25-11/26/08	K3KVA1AJ
	NC,MSB	(75 - 125)		(0-20)	SW846 6010B	11/25-11/26/08	K3KVA1AK
		Dilution Factor: 1					
Arsenic	90	(75 - 125)			SW846 6010B	11/25-11/26/08	K3KVA1CX
	88	(75 - 125)	2.3	(0-20)	SW846 6010B	11/25-11/26/08	K3KVA1C0
		Dilution Factor: 1					
Antimony	32 N	(75 - 125)			SW846 6010B	11/25-11/26/08	K3KVA1AM
	32 N	(75 - 125)	1.2	(0-20)	SW846 6010B	11/25-11/26/08	K3KVA1AN
		Dilution Factor: 1					
Lead	70 N	(75 - 125)			SW846 6010B	11/25-11/26/08	K3KVA1C2
	80	(75 - 125)	8.7	(0-20)	SW846 6010B	11/25-11/26/08	K3KVA1C3
		Dilution Factor: 1					
Selenium	89	(75 - 125)			SW846 6010B	11/25-11/26/08	K3KVA1C5
	85	(75 - 125)	3.9	(0-20)	SW846 6010B	11/25-11/26/08	K3KVA1C6
		Dilution Factor: 1					
Thallium	84	(75 - 125)			SW846 6010B	11/25-11/26/08	K3KVA1C8
	80	(75 - 125)	4.4	(0-20)	SW846 6010B	11/25-11/26/08	K3KVA1C9
		Dilution Factor: 1					
Cadmium	87	(75 - 125)			SW846 6010B	11/25-11/26/08	K3KVA1AQ
	90	(75 - 125)	2.4	(0-20)	SW846 6010B	11/25-11/26/08	K3KVA1AR
		Dilution Factor: 1					
Chromium	100	(75 - 125)			SW846 6010B	11/25-11/26/08	K3KVA1AU
	103	(75 - 125)	1.6	(0-20)	SW846 6010B	11/25-11/26/08	K3KVA1AV
		Dilution Factor: 1					
Cobalt	87	(75 - 125)			SW846 6010B	11/25-11/26/08	K3KVA1AX
	98	(75 - 125)	11	(0-20)	SW846 6010B	11/25-11/26/08	K3KVA1A0
		Dilution Factor: 1					
Copper	88	(75 - 125)			SW846 6010B	11/25-11/26/08	K3KVA1A2
	89	(75 - 125)	0.79	(0-20)	SW846 6010B	11/25-11/26/08	K3KVA1A3
		Dilution Factor: 1					

(Continued on next page)

MATRIX SPIKE SAMPLE EVALUATION REPORT

TOTAL Metals

Client Lot #...: 8K18217 **Matrix.....:** SO
Date Sampled...: 11/20/08 09:05 **Date Received..:** 11/21/08

PARAMETER	PERCENT RECOVERY	RECOVERY LIMITS	RPD	RPD LIMITS	METHOD	PREPARATION-ANALYSIS DATE	WORK ORDER #
Iron	NC,MSB	(75 - 125)			SW846 6010B	11/25-11/26/08	K3KVA1A5
	NC,MSB	(75 - 125)		(0-20)	SW846 6010B	11/25-11/26/08	K3KVA1A6
		Dilution Factor: 1					
Manganese	NC,MSB	(75 - 125)			SW846 6010B	11/25-11/26/08	K3KVA1A8
	NC,MSB	(75 - 125)		(0-20)	SW846 6010B	11/25-11/26/08	K3KVA1A9
		Dilution Factor: 1					
Nickel	92	(75 - 125)			SW846 6010B	11/25-11/26/08	K3KVA1CC
	99	(75 - 125)	5.9	(0-20)	SW846 6010B	11/25-11/26/08	K3KVA1CD
		Dilution Factor: 1					
Potassium	101	(75 - 125)			SW846 6010B	11/25-11/26/08	K3KVA1CF
	97	(75 - 125)	3.8	(0-20)	SW846 6010B	11/25-11/26/08	K3KVA1CG
		Dilution Factor: 1					
Silver	98	(75 - 125)			SW846 6010B	11/25-11/26/08	K3KVA1CJ
	93	(75 - 125)	5.3	(0-20)	SW846 6010B	11/25-11/26/08	K3KVA1CK
		Dilution Factor: 1					
Sodium	90	(75 - 125)			SW846 6010B	11/25-11/26/08	K3KVA1CM
	86	(75 - 125)	4.8	(0-20)	SW846 6010B	11/25-11/26/08	K3KVA1CN
		Dilution Factor: 1					
Vanadium	106	(75 - 125)			SW846 6010B	11/25-11/26/08	K3KVA1CQ
	116	(75 - 125)	6.3	(0-20)	SW846 6010B	11/25-11/26/08	K3KVA1CR
		Dilution Factor: 1					
Zinc	110	(75 - 125)			SW846 6010B	11/25-11/26/08	K3KVA1CU
	105	(75 - 125)	2.7	(0-20)	SW846 6010B	11/25-11/26/08	K3KVA1CV
		Dilution Factor: 1					
Mercury	113	(11 - 192)			SW846 7471A	11/25/08	K3KVA1DC
	99	(11 - 192)	12	(0-20)	SW846 7471A	11/25/08	K3KVA1DD
		Dilution Factor: 1					

NOTE(S):

Calculations are performed before rounding to avoid round-off errors in calculated results.

Results and reporting limits have been adjusted for dry weight.

NC The recovery and/or RPD were not calculated.

MSB The recovery and RPD were not calculated because the sample amount was greater than four times the spike amount.

N Spiked analyte recovery is outside stated control limits.

SAMPLE DUPLICATE EVALUATION REPORT

General Chemistry

Client Lot #...: A8K180217 **Work Order #...:** K29MJ-SMP **Matrix.....:** SO
K29MJ-DUP
Date Sampled...: 11/18/08 08:45 **Date Received..:** 11/19/08
% Moisture.....: 19

PARAM	RESULT	DUPLICATE RESULT	UNITS	RPD	RPD LIMIT	METHOD	PREPARATION-ANALYSIS DATE	PREP BATCH #
Percent Solids						SD Lot-Sample #: A8K190285-001		
	81.3	81.0	%	0.33	(0-20)	MCAWW 160.3 MOD	11/21-11/24/08	8326379

Dilution Factor: 1

SAMPLE DUPLICATE EVALUATION REPORT

General Chemistry

Client Lot #...: A8K180217 **Work Order #...:** K29MN-SMP **Matrix.....:** SO
K29MN-DUP
Date Sampled...: 11/18/08 09:30 **Date Received..:** 11/19/08
% Moisture.....: 16

PARAM	RESULT	DUPLICATE RESULT	UNITS	RPD	RPD LIMIT	METHOD	PREPARATION-ANALYSIS DATE	PREP BATCH #
Percent Solids						SD Lot-Sample #: A8K190285-004		
	83.7	83.6	%	0.096	(0-20)	MCAWW 160.3 MOD	11/21-11/24/08	8326379

Dilution Factor: 1

SAMPLE DUPLICATE EVALUATION REPORT

General Chemistry

Client Lot #...: A8K180217 **Work Order #...:** K2TXE-SMP **Matrix.....:** SOLID
K2TXE-DUP
Date Sampled...: 11/11/08 09:30 **Date Received..:** 11/13/08
% Moisture.....: 9.6

PARAM	RESULT	DUPLICATE RESULT	UNITS	RPD	RPD LIMIT	METHOD	PREPARATION-ANALYSIS DATE	PREP BATCH #
Percent Solids						SD Lot-Sample #: A8K130118-007		
	90.4	89.0	%	1.6	(0-20)	MCAWW 160.3 MOD	11/21-11/24/08	8326382

Dilution Factor: 1

SAMPLE DUPLICATE EVALUATION REPORT

General Chemistry

Client Lot #...: A8K180217 **Work Order #...:** K29PH-SMP **Matrix.....:** SO
K29PH-DUP
Date Sampled...: 11/18/08 15:35 **Date Received..:** 11/19/08
% Moisture.....: 18

PARAM	RESULT	DUPLICATE RESULT	UNITS	RPD	RPD LIMIT	METHOD	PREPARATION-ANALYSIS DATE	PREP BATCH #
Percent Solids						SD Lot-Sample #: A8K190285-022		
	81.6	80.1	%	1.8	(0-20)	MCAWW 160.3 MOD	11/21-11/24/08	8326382

Dilution Factor: 1

SAMPLE DUPLICATE EVALUATION REPORT

General Chemistry

Client Lot #...: A8K180217 **Work Order #...:** K26MM-SMP **Matrix.....:** SO
K26MM-DUP
Date Sampled...: 11/17/08 16:20 **Date Received..:** 11/18/08
% Moisture.....: 21

PARAM	RESULT	DUPLICATE RESULT	UNITS	RPD	RPD LIMIT	METHOD	PREPARATION-ANALYSIS DATE	PREP BATCH #
Percent Solids						SD Lot-Sample #: A8K180217-006		
	78.6	80.3	%	2.1	(0-20)	MCAWW 160.3 MOD	11/25-11/26/08	8330375

Dilution Factor: 1

SAMPLE DUPLICATE EVALUATION REPORT

General Chemistry

Client Lot #...: A8K180217 **Work Order #...:** K29QA-SMP **Matrix.....:** SOLID
K29QA-DUP
Date Sampled...: 11/18/08 15:00 **Date Received..:** 11/19/08
% Moisture.....: 22

PARAM	RESULT	DUPLICATE RESULT	UNITS	RPD	RPD LIMIT	METHOD	PREPARATION-ANALYSIS DATE	PREP BATCH #
Percent Solids						SD Lot-Sample #: A8K190296-001		
	78.3	78.5	%	0.30	(0-20)	MCAWW 160.3 MOD	11/25-11/26/08	8330375

Dilution Factor: 1

SAMPLE DUPLICATE EVALUATION REPORT

General Chemistry

Client Lot #...: A8K180217 **Work Order #...:** K3DJ5-SMP **Matrix.....:** SO
K3DJ5-DUP
Date Sampled...: 11/19/08 10:20 **Date Received..:** 11/20/08
% Moisture.....: 23

PARAM	RESULT	DUPLICATE RESULT	UNITS	RPD	RPD LIMIT	METHOD	PREPARATION-ANALYSIS DATE	PREP BATCH #
Percent Solids						SD Lot-Sample #: A8K200287-001		
	76.9	75.0	%	2.4	(0-20)	MCAWW 160.3 MOD	11/25-11/26/08	8330499

Dilution Factor: 1

SAMPLE DUPLICATE EVALUATION REPORT

General Chemistry

Client Lot #...: A8K180217 **Work Order #...:** K3DK1-SMP **Matrix.....:** SO
K3DK1-DUP
Date Sampled...: 11/19/08 10:38 **Date Received..:** 11/20/08
% Moisture.....: 20

PARAM	RESULT	DUPLICATE RESULT	UNITS	RPD	RPD LIMIT	METHOD	PREPARATION-ANALYSIS DATE	PREP BATCH #
Percent Solids						SD Lot-Sample #: A8K200287-002		
	80.1	80.9	%	0.93	(0-20)	MCAWW 160.3 MOD	11/25-11/26/08	8330499

Dilution Factor: 1

SAMPLE DUPLICATE EVALUATION REPORT

General Chemistry

Client Lot #...: A8K180217 **Work Order #...:** K3DN6-SMP **Matrix.....:** SO
K3DN6-DUP
Date Sampled...: 11/19/08 16:00 **Date Received..:** 11/20/08
% Moisture.....: 20

PARAM	RESULT	DUPLICATE RESULT	UNITS	RPD	RPD LIMIT	METHOD	PREPARATION-ANALYSIS DATE	PREP BATCH #
Percent Solids						SD Lot-Sample #: A8K200287-019		
	79.7	80.7	%	1.3	(0-20)	MCAWW 160.3 MOD	11/25-11/26/08	8330500

Dilution Factor: 1

SAMPLE DUPLICATE EVALUATION REPORT

General Chemistry

Client Lot #...: A8K180217 **Work Order #...:** K3DPT-SMP **Matrix.....:** SO
K3DPT-DUP
Date Sampled...: 11/19/08 11:50 **Date Received..:** 11/20/08
% Moisture.....: 21

PARAM	RESULT	DUPLICATE RESULT	UNITS	RPD	RPD LIMIT	METHOD	PREPARATION-ANALYSIS DATE	PREP BATCH #
Percent Solids						SD Lot-Sample #: A8K200300-005		
	79.5	79.4	%	0.17	(0-20)	MCAWW 160.3 MOD	11/25-11/26/08	8330500

Dilution Factor: 1

SAMPLE DUPLICATE EVALUATION REPORT

General Chemistry

Client Lot #...: A8K180217 **Work Order #...:** K29GW-SMP **Matrix.....:** SOLID
K29GW-DUP
Date Sampled...: 11/18/08 13:00 **Date Received..:** 11/19/08
% Moisture.....: 16

PARAM	RESULT	DUPLICATE RESULT	UNITS	RPD	RPD LIMIT	METHOD	PREPARATION-ANALYSIS DATE	PREP BATCH #
Percent Solids						SD Lot-Sample #: A8K190258-003		
	83.8	83.7	%	0.16	(0-20)	MCAWW 160.3 MOD	11/25-11/26/08	8330501

Dilution Factor: 1

SAMPLE DUPLICATE EVALUATION REPORT

General Chemistry

Client Lot #...: A8K180217 **Work Order #...:** K3DQ4-SMP **Matrix.....:** SO
K3DQ4-DUP
Date Sampled...: 11/19/08 16:10 **Date Received..:** 11/20/08
% Moisture.....: 19

PARAM	RESULT	DUPLICATE RESULT	UNITS	RPD	RPD LIMIT	METHOD	PREPARATION-ANALYSIS DATE	PREP BATCH #
Percent Solids						SD Lot-Sample #: A8K200300-019		
	80.8	80.7	%	0.17	(0-20)	MCAWW 160.3 MOD	11/25-11/26/08	8330501

Dilution Factor: 1

SAMPLE DUPLICATE EVALUATION REPORT

General Chemistry

Client Lot #...: A8K180217 **Work Order #...:** K3DN8-SMP **Matrix.....:** SO
K3DN8-DUP
Date Sampled...: 11/19/08 16:00 **Date Received..:** 11/20/08
% Moisture.....: 20

PARAM	RESULT	DUPLICATE RESULT	UNITS	RPD	RPD LIMIT	METHOD	PREPARATION-ANALYSIS DATE	PREP BATCH #
Percent Solids						SD Lot-Sample #: A8K200287-020		
	79.6	81.2	%	1.9	(0-20)	MCAWW 160.3 MOD	11/26-11/28/08	8331324

Dilution Factor: 1

SAMPLE DUPLICATE EVALUATION REPORT

General Chemistry

Client Lot #...: A8K180217 **Work Order #...:** K3EL5-SMP **Matrix.....:** SOLID
K3EL5-DUP
Date Sampled...: 11/18/08 12:45 **Date Received..:** 11/20/08
% Moisture.....: 22

PARAM	RESULT	DUPLICATE RESULT	UNITS	RPD	RPD LIMIT	METHOD	PREPARATION-ANALYSIS DATE	PREP BATCH #
Percent Solids						SD Lot-Sample #: A8K210132-001		
	77.6	78.0	%	0.56	(0-20)	MCAWW 160.3 MOD	11/26-11/28/08	8331324

Dilution Factor: 1

SAMPLE DUPLICATE EVALUATION REPORT

General Chemistry

Client Lot #...: A8K180217 **Work Order #...:** K3EMV-SMP K3EMV-DUP **Matrix.....:** SOLID
Date Sampled...: 11/19/08 14:00 **Date Received..:** 11/20/08
% Moisture.....: 24

PARAM	RESULT	DUPLICATE RESULT	UNITS	RPD	RPD LIMIT	METHOD	PREPARATION-ANALYSIS DATE	PREP BATCH #
Percent Solids						SD Lot-Sample #: A8K210132-003		
	75.9	70.1	%	8.0	(0-20)	MCAWW 160.3 MOD	11/26-11/28/08	8331324

Dilution Factor: 1

SAMPLE DUPLICATE EVALUATION REPORT

General Chemistry

Client Lot #...: A8K180217 **Work Order #...:** K3HQ5-SMP **Matrix.....:** SOLID
K3HQ5-DUP
Date Sampled...: 11/19/08 12:00 **Date Received..:** 11/20/08
% Moisture.....: 13

PARAM	RESULT	DUPLICATE RESULT	UNITS	RPD	RPD LIMIT	METHOD	PREPARATION-ANALYSIS DATE	PREP BATCH #
Percent Solids						SD Lot-Sample #: A8K220158-005		
	86.5	86.2	%	0.34	(0-20)	MCAWW 160.3 MOD	12/01-12/02/08	8336474

Dilution Factor: 1

SAMPLE DUPLICATE EVALUATION REPORT

General Chemistry

Client Lot #...: A8K180217 **Work Order #...:** K3KVA-SMP **Matrix.....:** SO
K3KVA-DUP
Date Sampled...: 11/20/08 09:05 **Date Received..:** 11/21/08
% Moisture.....: 15

PARAM	RESULT	DUPLICATE RESULT	UNITS	RPD	RPD LIMIT	METHOD	PREPARATION-ANALYSIS DATE	PREP BATCH #
Percent Solids						SD Lot-Sample #: A8K240176-011		
	85.3	89.7	%	4.9	(0-20)	MCAWW 160.3 MOD	12/01-12/02/08	8336474

Dilution Factor: 1

SAMPLE DUPLICATE EVALUATION REPORT

General Chemistry

Client Lot #...: A8K180217 **Work Order #...:** K3KVF-SMP **Matrix.....:** SO
K3KVF-DUP
Date Sampled...: 11/20/08 09:30 **Date Received..:** 11/21/08
% Moisture.....: 21

PARAM	RESULT	DUPLICATE RESULT	UNITS	RPD	RPD LIMIT	METHOD	PREPARATION-ANALYSIS DATE	PREP BATCH #
Percent Solids						SD Lot-Sample #: A8K240176-014		
	79.5	80.0	%	0.68	(0-20)	MCAWW 160.3 MOD	12/01-12/02/08	8336478

Dilution Factor: 1

SAMPLE DUPLICATE EVALUATION REPORT

General Chemistry

Client Lot #...: A8K180217 **Work Order #...:** K3TN9-SMP **Matrix.....:** SOLID
K3TN9-DUP
Date Sampled...: 11/25/08 16:30 **Date Received..:** 11/29/08
% Moisture.....: 22

PARAM	RESULT	DUPLICATE RESULT	UNITS	RPD	RPD LIMIT	METHOD	PREPARATION-ANALYSIS DATE	PREP BATCH #
Percent Solids						SD Lot-Sample #: A8K290130-001		
	78.2	78.3	%	0.11	(0-20)	MCAWW 160.3 MOD	12/01-12/02/08	8336478

Dilution Factor: 1

CHAIN-OF-CUSTODY / Analytical Request Document

The Chain-of-Custody is a LEGAL DOCUMENT. All relevant fields must be completed accurately.

608

PAGE 1 OF 1

ID # 02008

SSOW Ref. Code: E180809

Required Client Information:

Company: CRA	Report To: Michael Richardson
Address: 6520 Corporate Dr Indianapolis, IN 46278	Copy To: Mary Cameron
	Invoice To: Darla Stewart
	P.O.:
Phone: 317-291-7007	Project Name: GM-MTM
Fax: 317-328-2666	Project Number: 017324-02
E-mail: MRichardson@CRAworld.com	

Laboratory:	Test America
Laboratory Location:	North Canton
Laboratory Contact:	Amy McCormic
Requested Due Date:	TAT: STD 2 weeks
QA/QC Requirements:	MS/MSD, F.D

Analysis and Method

Preservative

Sample Identification:	Matrix Code	Date Collected	Time Collected	# Containers	Unpreserved	HCl	H2SO4	HNO3	NaOH	Other:	PCB	TCL SVOC	TAL Metals	% Moisture	VOC	Remarks/Lab ID
1. S-017324-111708-JP-001	SO	11/17/08	14:00	1	X						X	X	X			
2. -002			14:35	1	X						X	X	X			
3. -003			15:30	1	X						X	X	X			
4. -004			15:50	3	X										X	use "001" for % Moisture
5. -005			16:06	3	X										X	
6. -006			16:20	1	X						X	X	X	X		use "008" for % Moisture
7. -007			16:45	3	X										X	
8. -008			17:00	1	X						X	X	X	X		
9.																
10.																
11.																
12.																
13.																
14.																
15.																
TOTAL NUMBER OF CONTAINERS				14												

Valid Matrix Codes:
WG Groundwater
WB Borehole Water
WS Surface Water
SO Soil
SE Sediment
See Back for Additional Codes

SHIPMENT METHOD	NO. OF COOLERS	RELINQUISHED BY / AFFILIATION	DATE	TIME	RECEIVED BY / AFFILIATION	DATE	TIME
FedEx	1	Joe Phillips / CRA	11/17/08	19:00	Lata	11-18-08	0945
AIRBILL NO. 8654 0867 9457							

Sample Condition

Temp in °C	
Received on Ice	Y / N
Sealed Cooler	Y / N
Samples Intact	Y / N

Additional Comments:

Sampler Name: Joe Phillips

Sampler Signature: Joe Phillips Date: 11/17/08

North Canton

Distribution: WHITE - Fully Executed Copy YELLOW - Receiving Laboratory Copy PINK - Sampler Copy

REV. 0 (6/04)

TestAmerica Cooler Receipt Form/Narrative **Lot Number:** A8K180217
North Canton Facility

Client CSA Project _____ By: _____
Cooler Received on 11-18-08 Opened on 11-18-08 (Signature)
FedEx ☑ UPS ☐ DHL ☐ FAS ☐ Stetson ☐ Client Drop Off ☐ TestAmerica Courier ☐ Other _____
TestAmerica Cooler # _____ Multiple Coolers ☑ Foam Box ☐ Client Cooler ☐ Other _____

1. Were custody seals on the outside of the cooler(s)? Yes ☑ No ☐ Intact? Yes ☑ No ☐ NA ☐
   If YES, Quantity 6 Quantity Unsalvageable _____
   Were custody seals on the outside of cooler(s) signed and dated? Yes ☑ No ☐ NA ☐
   Were custody seals on the bottle(s)? Yes ☐ No ☑
   If YES, are there any exceptions? _____
2. Shippers' packing slip attached to the cooler(s)? Yes ☑ No ☐
3. Did custody papers accompany the sample(s)? Yes ☑ No ☐ Relinquished by client? Yes ☑ No ☐
4. Were the custody papers signed in the appropriate place? Yes ☑ No ☐
5. Packing material used: Bubble Wrap ☑ Foam ☑ None ☐ Other _____
6. Cooler temperature upon receipt _____ °C See back of form for multiple coolers/temps ☑
   METHOD: IR ☑ Other ☐ _____
   COOLANT: Wet Ice ☑ Blue Ice ☐ Dry Ice ☐ Water ☐ None ☐
7. Did all bottles arrive in good condition (Unbroken)? Yes ☑ No ☐
8. Could all bottle labels be reconciled with the COC? Yes ☑ No ☐
9. Were sample(s) at the correct pH upon receipt? Yes ☐ No ☐ NA ☑
10. Were correct bottle(s) used for the test(s) indicated? Yes ☑ No ☐
11. Were air bubbles >6 mm in any VOA vials? Yes ☐ No ☐ NA ☑
12. Sufficient quantity received to perform indicated analyses? Yes ☑ No ☐
13. Was a trip blank present in the cooler(s)? Yes ☐ No ☑ Were VOAs on the COC? Yes ☐ No ☑

Contacted PM ALM Date 11/18/08 by QM via Verbal ☐ Voice Mail ☑ Other ☐
Concerning 14

14. CHAIN OF CUSTODY

The following discrepancies occurred:

Did not rec'd TS volume for 004, 005, & 007, will use Encore for T.S.

15. SAMPLE CONDITION

Sample(s) _____ were received after the recommended holding time had expired.
Sample(s) _____ were received in a broken container.
Sample(s) _____ were received with bubble >6 mm in diameter. (Notify PM)

16. SAMPLE PRESERVATION

Sample(s) _____ were further preserved in Sample Receiving to meet recommended pH level(s). *Nitric Acid Lot#* 100108-HNO_3; *Sulfuric Acid Lot#* 031808-H_2SO_4; *Sodium Hydroxide Lot#* 073007 -*NaOH; Hydrochloric Acid Lot#* 092006-*HCl; Sodium Hydroxide and Zinc Acetate Lot#* 050205-$(CH_3COO)_2ZN$/*NaOH.* What time was preservative added to sample(s)? _____

Client ID	pH	Date	Initials

TestAmerica Cooler Receipt Form/Narrative
North Canton Facility

Client ID	pH	Date	Initials

Cooler #	Temp. °C	Method	Coolant
D55	1.7	IR	ICE
L142	2.8	1	1
K543	2.2	1	1

Discrepancies Cont'd:

CHAIN-OF-CUSTODY / Analytical Request Document

The Chain-of-Custody is a LEGAL DOCUMENT. All relevant fields must be completed accurately.

611

PAGE 1 OF 1

ID # 02009

SSOW Ref. Code: E18009

Required Client Information:

Company: CRA	Report To: Michael Richardson
Address: 6520 Corporate Dr Indianapolis, IN 46278	Copy To: Mary Cameron
	Invoice To: Dottie Stewart
	P.O.:
Phone: 317-291-7007	Project Name: GM-MTM
Fax: 317-328-2666	Project Number: 017324.02
E-mail: MRichardson@CRAworld.com	

Laboratory:	Test America
Laboratory Location:	North Canton, OH
Laboratory Contact:	Amy McCormic
Requested Due Date:	TAT: SD-2wks
QA/QC Requirements:	MS/MSD, FD

Valid Matrix Codes: WG Groundwater; WB Borehole Water; WS Surface Water; SO Soil; SE Sediment; See Back for Additional Codes

Analysis and Method

	Sample Identification:	Matrix Code	Date Collected	Time Collected	# Containers	Preservative: Unpreserved	HCl	H2SO4	HNO3	NaOH	Other:	PCB	TCL SVOC	TAL Metals	VOC	% Moisture	Remarks/Lab ID
1.	S-017324-111808-JP-009	SO	11/18/08	8:45	9	X									X	X	MS/MSD
2.	010			9:00	3	X									X	X	
3.	011			9:15	3	X									X	X	
4.	012			9:30	3	X						X	X	X			MS/MSD
5.	013			10:00	3	X									X	X	
6.	014			10:05	3	X									X	X	* USE
7.	015			10:10	1	X						X	X	X			FOR
8.	016			10:15	1	X						X	X	X			for % Moisture
9.	017			10:25	3	X									X	X	
10.	018			10:40	1	X						X	X	X			
11.	019			11:00	3	X									X	X	
12.	020			11:05	1	X						X	X	X			
13.	021			11:30	3	X									X	X	
14.	022			11:55	1	X						X	X	X			
15.	023			13:05	3	X									X	X	
	TOTAL NUMBER OF CONTAINERS				41												

SHIPMENT METHOD	NO. OF COOLERS	RELINQUISHED BY / AFFILIATION	DATE	TIME	RECEIVED BY / AFFILIATION	DATE	TIME
FedEx	1	Joe Phillips / CRA	11/18/08	19:00	TANC	11/19/08	0915
AIRBILL NO. 8638 3450 0099							

Sample Condition

Temp in °C	
Received on Ice	Y / N
Sealed Cooler	Y / N
Samples Intact	Y / N

Additional Comments:

Sampler Name: Joe Phillips 11/18/08

Sampler Signature: Joe Phillips Date:

North Canton

Distribution: WHITE - Fully Executed Copy YELLOW - Receiving Laboratory Copy PINK - Sampler Copy

REV. 0 (6/04)

CHAIN-OF-CUSTODY / Analytical Request Document

The Chain-of-Custody is a LEGAL DOCUMENT. All relevant fields must be completed accurately.

612

PAGE 2 OF 2

ID # 02010

SSOW Ref. Code: E180009

Required Client Information:

Company: CRA	Report To: M. Richardson
Address: 6520 Corporate Dr	Copy To: Mary Cameron
Indianapolis, IN 46278	Invoice To: Debra Stewart
Phone: 317-291-7007	P.O.:
Fax: 317-328-2664	Project Name: BM-MTM
E-mail: MRichardson@CRAworld.com	Project Number: 017324-02

Laboratory: Test America	
Laboratory Location: North Canton, OH	
Laboratory Contact: Amy McCormic	
Requested Due Date:	TAT: STD-2wks
QA/QC Requirements: MS/MSD FD	

Valid Matrix Codes: WG Groundwater; WB Borehole Water; WS Surface Water; SO Soil; SE Sediment; See Back for Additional Codes

	Sample Identification:	Matrix Code	Date Collected	Time Collected	# Containers	Preservative: Unpreserved	HCl	H2SO4	HNO3	NaOH	Other:	Analysis and Method: RCRA	TCL SVOC	TAL Metals	VOC	% Moisture							* Remarks/Lab ID
1.	S-017324-111808-JP-024	SO	11/18/08	13:35	1	X						XX	X										use
2.	-025	SO	11/18/08	13:50	3	X										XX							Encores
3.	-026			14:05	1	X						XX	X										for
4.	-027			15:00	3	X										XX							% Moisture
5.	-028			15:15	1	X						XX	X										
6.	-029			15:20	3	X										XX							
7.	-030			15:35	1	X						XX	X										
8.																							
9.																							
10.																							
11.																							
12.																							
13.																							
14.																							
15.																							
	TOTAL NUMBER OF CONTAINERS				13																		

SHIPMENT METHOD	NO. OF COOLERS	RELINQUISHED BY / AFFILIATION	DATE	TIME	RECEIVED BY / AFFILIATION	DATE	TIME
FedEx	1	Joe Phillips / CRA	11/18/08	19:00	TA NC	11/18/08	0915
AIRBILL NO. 8638 3450 0099							

Sample Condition

Temp in °C	
Received on Ice	Y / N
Sealed Cooler	Y / N
Samples Intact	Y / N

Additional Comments:

Sampler Name: Joe Phillips 11/18/08

Sampler Signature: Joe Phillips Date:

North Canton

Distribution: WHITE - Fully Executed Copy YELLOW - Receiving Laboratory Copy PINK - Sampler Copy

REV. 0 (6/04)

TestAmerica Cooler Receipt Form/Narrative **Lot Number:** A8K190285
North Canton Facility

Client CRA Project _____ By: _____
Cooler Received on 11/19/08 Opened on 11/19/08 (Signature)
FedEx ☒ UPS ☐ DHL ☐ FAS ☐ Stetson ☐ Client Drop Off ☐ TestAmerica Courier ☐ Other _____
TestAmerica Cooler # K354 Multiple Coolers ☐ Foam Box ☐ Client Cooler ☐ Other _____

1. Were custody seals on the outside of the cooler(s)? Yes ☒ No ☐ Intact? Yes ☒ No ☐ NA ☐
   If YES, Quantity 1 Quantity Unsalvageable _____
   Were custody seals on the outside of cooler(s) signed and dated? Yes ☒ No ☐ NA ☐
   Were custody seals on the bottle(s)? Yes ☐ No ☒
   If YES, are there any exceptions? _____
2. Shippers' packing slip attached to the cooler(s)? Yes ☒ No ☐
3. Did custody papers accompany the sample(s)? Yes ☒ No ☐ Relinquished by client? Yes ☒ No ☐
4. Were the custody papers signed in the appropriate place? Yes ☒ No ☐
5. Packing material used: Bubble Wrap ☒ Foam ☐ None ☐ Other _____
6. Cooler temperature upon receipt 2.2 °C See back of form for multiple coolers/temps ☐
   METHOD: IR ☒ Other ☐ _____
   COOLANT: Wet Ice ☒ Blue Ice ☐ Dry Ice ☐ Water ☐ None ☐
7. Did all bottles arrive in good condition (Unbroken)? Yes ☒ No ☐
8. Could all bottle labels be reconciled with the COC? Yes ☒ No ☐
9. Were sample(s) at the correct pH upon receipt? Yes ☐ No ☐ NA ☒
10. Were correct bottle(s) used for the test(s) indicated? Yes ☒ No ☐
11. Were air bubbles >6 mm in any VOA vials? Yes ☐ No ☐ NA ☒
12. Sufficient quantity received to perform indicated analyses? Yes ☒ No ☐
13. Was a trip blank present in the cooler(s)? Yes ☐ No ☒ Were VOAs on the COC? Yes ☒ No ☐

Contacted PM _____ Date _____ by _____ via Verbal ☐ Voice Mail ☐ Other ☐
Concerning _____

14. CHAIN OF CUSTODY

The following discrepancies occurred:

15. SAMPLE CONDITION

Sample(s) _____ were received after the recommended holding time had expired.
Sample(s) _____ were received in a broken container.
Sample(s) _____ were received with bubble >6 mm in diameter. (Notify PM)

16. SAMPLE PRESERVATION

Sample(s) _____ were further preserved in Sample Receiving to meet recommended pH level(s). *Nitric Acid Lot#* 100108-HNO_3; *Sulfuric Acid Lot#* 031808-H_2SO_4; *Sodium Hydroxide Lot#* 073007 -*NaOH; Hydrochloric Acid Lot#* 092006-*HCl; Sodium Hydroxide and Zinc Acetate Lot#* 050205-$(CH_3COO)_2ZN/NaOH$. What time was preservative added to sample(s)? _____

Client ID	pH	Date	Initials

TestAmerica Cooler Receipt Form/Narrative
North Canton Facility

Client ID	pH	Date	Initials

Cooler #	Temp. °C	Method	Coolant

Discrepancies Cont'd:

CHAIN-OF-CUSTODY / Analytical Request Document

The Chain-of-Custody is a LEGAL DOCUMENT. All relevant fields must be completed accurately.

615

PAGE 1 OF 2

ID # 02011

SSOW Ref. Code: E180009

Required Client Information:

Company: CRA	Report To: Michael Richards
Address: 6520 Corporate Dr	Copy To: Mary Cameron
Indianapolis, IN 46278	Invoice To: Darla Stewart
	P.O.:
Phone: 317-291-7007	Project Name: GM-MTM
Fax: 317-328-2666	Project Number: 017324-02
E-mail: MRichardson@CRAworld.com	

Laboratory: Test America	
Laboratory Location: North Canton, OH	
Laboratory Contact: Amy McCormic	
Requested Due Date:	TAT: SAD 2wks
QA/QC Requirements: MS/MSD, FD	

Valid Matrix Codes:
WG Groundwater
WB Borehole Water
WS Surface Water
SO Soil
SE Sediment
See Back for Additional Codes

Preservative

Analysis and Method

	Sample Identification:	Matrix Code	Date Collected	Time Collected	# Containers	Unpreserved	HCl	H2SO4	HNO3	NaOH	Other:	VOC	% Moisture	PCB	TCL SVOC	TAL Metals	Remarks/Lab ID
1.	S-017324-111908-JP-031	SO	11/19/08	10:20	10	X						X	X				MS/MSD
2.	-032			10:35	3	X								X	X	X	MS/MSD
3.	-033			11:05	4	X						X	X				
4.	-034			11:35	1	X								X	X	X	
5.	-035			12:05	4	X						X	X				
6.	-036			12:10	4	X						X	X				
7.	-037			12:20	1	X								X	X	X	
8.	-038			12:25	1	X								X	X	X	
9.	-039			13:20	4	X						X	X				
10.	-040			13:35	1	X								X	X	X	
11.	-041			13:40	4	X						X	X				
12.	-042			14:05	1	X								X	X	X	
13.	-043			14:30	4	X						X	X				
14.	-044			14:30	1	X								X	X	X	
15.	-045			14:55	4	X						X	X				
	TOTAL NUMBER OF CONTAINERS				47												

SHIPMENT METHOD	NO. OF COOLERS	RELINQUISHED BY / AFFILIATION	DATE	TIME	RECEIVED BY / AFFILIATION	DATE	TIME
Fed Ex	1	Joe Phillips/CRA	11/19/08	19:00	Alaina Mangun	11/20/08	920
AIRBILL NO. 8638 3450 0088							

Sample Condition

Temp in °C	
Received on Ice	Y / N
Sealed Cooler	Y / N
Samples Intact	Y / N

Additional Comments:

Sampler Name: Joe Phillips 11/19/08

Sampler Signature: [signature] Date:

North Canton

Distribution: WHITE - Fully Executed Copy YELLOW - Receiving Laboratory Copy PINK - Sampler Copy

REV. 0 (6/04)

GM REALM ENCORE

CHAIN-OF-CUSTODY / Analytical Request Document

The Chain-of-Custody is a LEGAL DOCUMENT. All relevant fields must be completed accurately.

616

PAGE 2 OF 2

ID # Nº 04021

SSOW Ref. Code: E180009

Required Client Information:

Company: CRA	Report To: Michael Richards	Laboratory: Test America	
Address: 6520 Corporate Dr	Copy To: Mary Cameron	Laboratory Location: North Canton	
Indianapolis, IN 46278	Invoice To: Darla Stewart	Laboratory Contact: Amy McCormic	
	P.O.:	Requested Due Date:	TAT: 5D-2WD
Phone: 317-291-7007	Project Name: GM-MTM	QA/QC Requirements: MS/MSD, FD	
Fax: 317-328-2666	Project Number: 017324-02		
E-mail: MRichardson@CRAworld.Com			

Analysis and Method

Preservative

Sample Identification:	Matrix Code	Date Collected	Time Collected	# Containers	Unpreserved	HCl	H2SO4	HNO3	NaOH	Other:	VOC	%Moisture	PCB's	TCLP's VOC	TAL Metals	Remarks/Lab ID
1. S-017324-11908-JP-046	SO	11/19/08	14:55	1	X								X	X	X	
2. -047	↓	↓	15:35	4	X						X	X				
3. -048			15:30	1	X								X	X	X	
4. -049			16:00	4	X						X	X				
5. -050			16:00	1	X								X	X	X	
6.																
7.																
8.																
9.																
10.																
11.																
12.																
13.																
14.																
15.																
TOTAL NUMBER OF CONTAINERS				11												

Valid Matrix Codes:
WG Groundwater
WB Borehole Water
WS Surface Water
SO Soil
SE Sediment
See Back for Additional Codes

SHIPMENT METHOD	NO. OF COOLERS	RELINQUISHED BY / AFFILIATION	DATE	TIME	RECEIVED BY / AFFILIATION	DATE	TIME
FedEx	1	Joe Phillips / CRA	11/19/08	19:00	Alaina Marquis	11/20/08	920
AIRBILL NO. 8638	34500088						

Sample Condition

Temp in °C	
Received on Ice	Y / N
Sealed Cooler	Y / N
Samples Intact	Y / N

Additional Comments:

Sampler Name: Joe Phillips 11/19/08

Sampler Signature: Date:

North Canton

Distribution: WHITE - Fully Executed Copy YELLOW - Receiving Laboratory Copy PINK - Sampler Copy

REV. 0 (6/04)

TestAmerica Cooler Receipt Form/Narrative **Lot Number:** 480200287
North Canton Facility

Client CKA Project BM-MTM By: Maira Mangun
Cooler Received on 11/20/08 Opened on 11/20/08 (Signature)
FedEx [X] UPS [ ] DHL [ ] FAS [ ] Stetson [ ] Client Drop Off [ ] TestAmerica Courier [ ] Other
TestAmerica Cooler # J138 Multiple Coolers [ ] Foam Box [ ] Client Cooler [X] Other

1. Were custody seals on the outside of the cooler(s)? Yes [X] No [ ] Intact? Yes [X] No [ ] NA [ ]
   If YES, Quantity 2 Quantity Unsalvageable
   Were custody seals on the outside of cooler(s) signed and dated? Yes [X] No [ ] NA [ ]
   Were custody seals on the bottle(s)? Yes [ ] No [X]
   If YES, are there any exceptions?
2. Shippers' packing slip attached to the cooler(s)? Yes [X] No [ ]
3. Did custody papers accompany the sample(s)? Yes [X] No [ ] Relinquished by client? Yes [X] No [ ]
4. Were the custody papers signed in the appropriate place? Yes [X] No [ ]
5. Packing material used: Bubble Wrap [X] Foam [ ] None [ ] Other
6. Cooler temperature upon receipt 1.6 °C See back of form for multiple coolers/temps [ ]
   METHOD: IR [X] Other [ ]
   COOLANT: Wet Ice [X] Blue Ice [ ] Dry Ice [ ] Water [ ] None [ ]
7. Did all bottles arrive in good condition (Unbroken)? Yes [X] No [ ]
8. Could all bottle labels be reconciled with the COC? Yes [X] No [ ]
9. Were sample(s) at the correct pH upon receipt? Yes [ ] No [ ] NA [X]
10. Were correct bottle(s) used for the test(s) indicated? Yes [X] No [ ]
11. Were air bubbles >6 mm in any VOA vials? Yes [ ] No [ ] NA [X]
12. Sufficient quantity received to perform indicated analyses? Yes [X] No [ ]
13. Was a trip blank present in the cooler(s)? Yes [ ] No [X] Were VOAs on the COC? Yes [X] No [ ]

Contacted PM Date by via Verbal [ ] Voice Mail [ ] Other [ ]
Concerning

14. CHAIN OF CUSTODY

The following discrepancies occurred:

15. SAMPLE CONDITION

Sample(s) were received after the recommended holding time had expired.
Sample(s) were received in a broken container.
Sample(s) were received with bubble >6 mm in diameter. (Notify PM)

16. SAMPLE PRESERVATION

Sample(s) were further preserved in Sample Receiving to meet recommended pH level(s). *Nitric Acid Lot#* 100108-HNO_3; *Sulfuric Acid Lot#* 031808-H_2SO_4; *Sodium Hydroxide Lot#* 073007 -*NaOH; Hydrochloric Acid Lot#* 092006-*HCl; Sodium Hydroxide and Zinc Acetate Lot#* 050205-$(CH_3COO)_2ZN$/*NaOH.* What time was preservative added to sample(s)?

Client ID	pH	Date	Initials

TestAmerica Cooler Receipt Form/Narrative
North Canton Facility

Client ID	pH	Date	Initials

Cooler #	Temp. °C	Method	Coolant

Discrepancies Cont'd:

CHAIN-OF-CUSTODY / Analytical Request Document

The Chain-of-Custody is a LEGAL DOCUMENT. All relevant fields must be completed accurately.

619

PAGE 1 OF 2

ID # 02051

SSOW Ref. Code: E180009

Required Client Information:

Company: CRA	Report To: Mike Richardson
Address: 6520 Corporate Dr. Indianapolis IN 46278	Copy To: —
	Invoice To: Perla Stewart
	P.O.:
Phone: 3172917007	Project Name: GM-Mermaid Tran
Fax:	Project Number: 017324-02
E-mail: MRichardson@crawrbeam	

Laboratory: Test America	
Laboratory Location: North Canton, OH	
Laboratory Contact: Amy McCormick	
Requested Due Date:	TAT: Std.
QA/QC Requirements: Field Dup. MS/MSD	

Valid Matrix Codes: WG Groundwater; WB Borehole Water; WS Surface Water; SO Soil; SE Sediment; See Back for Additional Codes

Analysis and Method

Sample Identification:	Matrix Code	Date Collected	Time Collected	# Containers	Preservative: Unpreserved	HCl	H2SO4	HNO3	NaOH	Other:	SVOC	PCB	metals	VOC	% moist	Remarks/Lab ID
1. S-017324-111908-NH-001	SO	11/19/08	1035	1	1						X	X	X			
2. S-017324-111908-NH-002	SO		1040	4	4									X	X	
3. S-017324-111908-NH-003	SO		1105	4	4									X	X	
4. S-017324-111908-NH-004	SO		1110	1	1						X	X	X			
5. S-017324-111908-NH-005	SO		1150	4	4									X	X	
6. S-017324-111908-NH-006	SO		1210	1	1						X	X	X			
7. S-017324-111908-NH-007	SO		1320	4	4									X	X	
8. S-017324-111908-NH-008	SO		1340	1	1						X	X	X			
9. S-017324-111908-NH-009	SO		1345	1	1						X	X	X			
10. S-017324-111908-NH-010	SO		1400	4	4									X	X	
11. S-017324-111908-NH-011	SO		1410	1	1						X	X	X			
12. S-017324-111908-NH-012	SO		1415	4	4									X	X	
13. S-017324-111908-NH-013	SO		1435	1	1						X	X	X			
14. S-017324-111908-NH-014	SO		1455	4	4									X	X	
15. S-017324-111908-NH-015	SO	11/19/08	1500	4	4									X	X	
TOTAL NUMBER OF CONTAINERS				39												

SHIPMENT METHOD	NO. OF COOLERS	RELINQUISHED BY / AFFILIATION	DATE	TIME	RECEIVED BY / AFFILIATION	DATE	TIME
FedEx	1	Nick Hill / CRA	11/19/08	2030	TEST AMERICA	20 NOV 08	0920
AIRBILL NO. 865408679468							

Sample Condition

Temp in °C	
Received on Ice	Y / N
Sealed Cooler	Y / N
Samples Intact	Y / N

Additional Comments:

Sampler Name: Nick Hill

Sampler Signature: [signature] Date: 11/19/08

North Canton

Distribution: WHITE - Fully Executed Copy YELLOW - Receiving Laboratory Copy PINK - Sampler Copy

REV. 0 (6/04)

CHAIN-OF-CUSTODY / Analytical Request Document

The Chain-of-Custody is a LEGAL DOCUMENT. All relevant fields must be completed accurately.

620

PAGE 2 OF 2

ID # 02050

SSOW Ref. Code: E180009

Required Client Information:

Company: CRA	Report To: Mike Richardson
Address: 6520 Corporate Dr. Indianapolis, IN 46278	Copy To: —
	Invoice To: Dora Stewart
	P.O.:
Phone: 317 291 7007	Project Name: GM - Manual Trans
Fax:	Project Number: 017324-02
E-mail: MRichardson@CRAworld.com	

Laboratory: Test America	
Laboratory Location: North Canton, OH	
Laboratory Contact: Amy McCarmick	
Requested Due Date:	TAT: Std.
QA/QC Requirements: Dup. MS/MSD	

Valid Matrix Codes:
WG Groundwater
WB Borehole Water
WS Surface Water
SO Soil
SE Sediment
See Back for Additional Codes

	Sample Identification:	Matrix Code	Date Collected	Time Collected	# Containers	Preservative: Unpreserved	HCl	H2SO4	HNO3	NaOH	Other:	Analysis and Method: SVOC	PCB	Metals	VOC	% moist							Remarks/Lab ID
1.	S-017324-111908-NH-016	SO	11/19/08	1505	1	1						X	X	X									
2.	S-017324-111908-NH-017	SO		1530	4	4									X	X							
3.	S-017324-111908-NH-018	SO		1545	1	1						X	X	X									
4.	S-017324-111908-NH-019	SO		1610	4	4									X	X							
5.	S-017324-111908-NH-020	SO	11/19/08	1615	1	1						X	X	X									
6.																							
7.																							
8.																							
9.																							
10.																							
11.																							
12.																							
13.																							
14.																							
15.																							
	TOTAL NUMBER OF CONTAINERS				11																		

SHIPMENT METHOD	NO. OF COOLERS	RELINQUISHED BY / AFFILIATION	DATE	TIME	RECEIVED BY / AFFILIATION	DATE	TIME
Fedex	1	Nick Hill / CRA	11/19/08	2030	[signature] TEST AMERICA	20 NOV 08	0920
AIRBILL NO. 8654 0867 9468							

Sample Condition

Temp in °C	
Received on Ice	Y / N
Sealed Cooler	Y / N
Samples Intact	Y / N

Additional Comments:

Sampler Name: Nick Hill

Sampler Signature: [signature] Date: 11/19/08

North Canton

Distribution: WHITE - Fully Executed Copy YELLOW - Receiving Laboratory Copy PINK - Sampler Copy

REV. 0 (6/04)

TestAmerica Cooler Receipt Form/Narrative **Lot Number:** 480K200300
North Canton Facility

Client CRA Project GM MANUAL TRANS By: (Signature)
Cooler Received on 20 NOV 2008 Opened on 20 NOV 2008
FedEx ☒ UPS ☐ DHL ☐ FAS ☐ Stetson ☐ Client Drop Off ☐ TestAmerica Courier ☐ Other
TestAmerica Cooler # A40 Multiple Coolers ☐ Foam Box ☐ Client Cooler ☐ Other

1. Were custody seals on the outside of the cooler(s)? Yes ☒ No ☐ Intact? Yes ☒ No ☐ NA ☐
   If YES, Quantity 2 Quantity Unsalvageable
   Were custody seals on the outside of cooler(s) signed and dated? Yes ☒ No ☐ NA ☐
   Were custody seals on the bottle(s)? Yes ☐ No ☒
   If YES, are there any exceptions?
2. Shippers' packing slip attached to the cooler(s)? Yes ☒ No ☐
3. Did custody papers accompany the sample(s)? Yes ☒ No ☐ Relinquished by client? Yes ☒ No ☐
4. Were the custody papers signed in the appropriate place? Yes ☒ No ☐
5. Packing material used: Bubble Wrap ☒ Foam ☐ None ☐ Other foil
6. Cooler temperature upon receipt 4.4 °C See back of form for multiple coolers/temps ☐
   METHOD: IR ☒ Other ☐
   COOLANT: Wet Ice ☒ Blue Ice ☐ Dry Ice ☐ Water ☐ None ☐
7. Did all bottles arrive in good condition (Unbroken)? Yes ☒ No ☐
8. Could all bottle labels be reconciled with the COC? Yes ☒ No ☐
9. Were sample(s) at the correct pH upon receipt? Yes ☐ No ☐ NA ☒
10. Were correct bottle(s) used for the test(s) indicated? Yes ☒ No ☐
11. Were air bubbles >6 mm in any VOA vials? Yes ☐ No ☐ NA ☒
12. Sufficient quantity received to perform indicated analyses? Yes ☒ No ☐
13. Was a trip blank present in the cooler(s)? Yes ☐ No ☒ Were VOAs on the COC? Yes ☒ No ☐

Contacted PM Date by via Verbal ☐ Voice Mail ☐ Other ☐
Concerning

14. CHAIN OF CUSTODY

The following discrepancies occurred:

15. SAMPLE CONDITION

Sample(s) were received after the recommended holding time had expired.
Sample(s) were received in a broken container.
Sample(s) were received with bubble >6 mm in diameter. (Notify PM)

16. SAMPLE PRESERVATION

Sample(s) were further preserved in Sample Receiving to meet recommended pH level(s). *Nitric Acid Lot# 100108-HNO_3; Sulfuric Acid Lot# 031808-H_2SO_4; Sodium Hydroxide Lot# 073007 -NaOH; Hydrochloric Acid Lot# 092006-HCl; Sodium Hydroxide and Zinc Acetate Lot# 050205-$(CH_3COO)_2ZN$/NaOH.* What time was preservative added to sample(s)?

Client ID	pH	Date	Initials

TestAmerica Cooler Receipt Form/Narrative
North Canton Facility

Client ID	pH	Date	Initials

Cooler #	Temp. °C	Method	Coolant

Discrepancies Cont'd:

CHAIN-OF-CUSTODY / Analytical Request Document

The Chain-of-Custody is a LEGAL DOCUMENT. All relevant fields must be completed accurately.

623

PAGE 1 OF 3

ID # 02052

Required Client Information:

Company: CRA	Report To: Michael Richard
Address: 6520 Corporate Dr Indianapolis, IN 46278	Copy To: Mary Cameron
	Invoice To: Barb Stewart
	P.O.:
Phone: 317-291-7000	Project Name: GM-MTM
Fax: 317-328-2666	Project Number: 017324-02
E-mail: MRichardson@CRAWorld.com	

Laboratory: Test America	
Laboratory Location: North Canton, OH	
Laboratory Contact: Amy McCarmit	
Requested Due Date:	TAT: Std-2wks
QA/QC Requirements: MS/MSD, FD	

SSOW Ref. Code: E180009

Analysis and Method

Preservative

Valid Matrix Codes:
WG Groundwater
WB Borehole Water
WS Surface Water
SO Soil
SE Sediment
See Back for Additional Codes

	Sample Identification:	Matrix Code	Date Collected	Time Collected	# Containers	Unpreserved	HCl	H2SO4	HNO3	NaOH	Other:	VOC	%Moisture	PCB	TCL SVOC	TAL Metals	Remarks/Lab ID
1.	S-017324-112008-JP-051	SO	11/20/08	8:55	4	X						X	X				
2.	-052			8:55	1	X								X	X	X	
3.	-053			9:25	4	X						X	X				
4.	-054			9:25	1	X								X	X	X	
5.	-055			9:45	4	X						X	X				
6.	-056			9:45	1	X								X	X	X	
7.	-057			10:20	4	X						X	X				
8.	S-017324-112008-JP-058	SO	11/20/08	10:20	1	X								X	X	X	
9.																	
10.																	
11.																	
12.																	
13.	END of Event																
14.																	
15.																	
	TOTAL NUMBER OF CONTAINERS				20												

SHIPMENT METHOD	NO. OF COOLERS	RELINQUISHED BY / AFFILIATION	DATE	TIME	RECEIVED BY / AFFILIATION	DATE	TIME
FedEx	1	Joe Phillips/CRA	11/20/08	1500		11-21	9:30
AIRBILL NO. 8654 0882 3975							

Sample Condition

Temp in °C	
Received on Ice	Y / N
Sealed Cooler	Y / N
Samples Intact	Y / N

Additional Comments:

Sampler Name: Joe Phillips 11/20/08

Sampler Signature: Joe Phillips Date:

North Canton

Distribution: WHITE - Fully Executed Copy YELLOW - Receiving Laboratory Copy PINK - Sampler Copy

REV. 0 (6/04)

CHAIN-OF-CUSTODY / Analytical Request Document

The Chain-of-Custody is a LEGAL DOCUMENT. All relevant fields must be completed accurately.

624

PAGE 2 OF 3

ID # 02054

SSOW Ref. Code: E180009

Required Client Information:

Company: CRA	Report To: Mike Richardson
Address: 6520 Corporate Dr.	Copy To:
Indianapolis, IN 46278	Invoice To: Darla Stewart
	P.O.:
Phone: 3172917047	Project Name: GM-Marion Trans
Fax:	Project Number: 017324-02
E-mail: Mrichardson@craworld.com	

Laboratory: Test America	
Laboratory Location: North Canton, OH	
Laboratory Contact: Amy McCormick	
Requested Due Date:	TAT: Std.
QA/QC Requirements: MS/MSD, Dup.	

Valid Matrix Codes: WG Groundwater; WB Borehole Water; WS Surface Water; SO Soil; SE Sediment; See Back for Additional Codes

Analysis and Method

	Sample Identification:	Matrix Code	Date Collected	Time Collected	# Containers	Preservative: Unpreserved	HCl	H2SO4	HNO3	NaOH	Other:	SVOC	PCB	Metals	VOC	% moist							Remarks/Lab ID
1.	S-017324-112008-Nit-021	SO	11/20/08	855	4	4									X	X							
2.	-022	SO		900	4	4									X	X							
3.	-023	SO		905	2	2						X	X	X									MS/MSD
4.	-024	SO		910	4	4									X	X							
5.	-025	SO		925	1	1						X	X	X									
6.	-026	SO		930	10	10									X	X							MS/MSD
7.	-027	SO		945	1	1						X	X	X									
8.	-028	SO		950	4	4									X	X							
9.	-029	SO		1020	1	1						X	X	X									
10.	-030	SO		1030	4	4									X	X							
11.	S-017324-112008-Nit-031	SO	11/20/08	1058	1	1						X	X	X									
12.																							
13.																							
14.	END of Event																						
15.																							
	TOTAL NUMBER OF CONTAINERS				36																		

SHIPMENT METHOD	NO. OF COOLERS	RELINQUISHED BY / AFFILIATION	DATE	TIME	RECEIVED BY / AFFILIATION	DATE	TIME
Fedex	1	Nick Hill / CRA	11/20/08	1500		11-21	9:30
AIRBILL NO. 8654 0882 3975							

Sample Condition

Temp in °C	
Received on Ice	Y / N
Sealed Cooler	Y / N
Samples Intact	Y / N

Additional Comments:

Sampler Name: Nick Hill

Sampler Signature:

Date: 11/20/08

North Canton

Distribution: WHITE - Fully Executed Copy YELLOW - Receiving Laboratory Copy PINK - Sampler Copy

REV. 0 (6/04)

TestAmerica Cooler Receipt Form/Narrative **Lot Number:** ABK240176
North Canton Facility

Client CRA Project _____ By: Chris Lingard (Signature)
Cooler Received on 11-21-08 Opened on 11-21-08
FedEx ☒ UPS ☐ DHL ☐ FAS ☐ Stetson ☐ Client Drop Off ☐ TestAmerica Courier ☐ Other _____
TestAmerica Cooler # A80 Multiple Coolers ☐ Foam Box ☐ Client Cooler ☐ Other _____

1. Were custody seals on the outside of the cooler(s)? Yes ☒ No ☐ Intact? Yes ☒ No ☐ NA ☐
   If YES, Quantity 2 Quantity Unsalvageable _____
   Were custody seals on the outside of cooler(s) signed and dated? Yes ☒ No ☐ NA ☐
   Were custody seals on the bottle(s)? Yes ☐ No ☒
   If YES, are there any exceptions? _____
2. Shippers' packing slip attached to the cooler(s)? Yes ☒ No ☐
3. Did custody papers accompany the sample(s)? Yes ☒ No ☐ Relinquished by client? Yes ☒ No ☐
4. Were the custody papers signed in the appropriate place? Yes ☒ No ☐
5. Packing material used: Bubble Wrap ☒ Foam ☐ None ☐ Other _____
6. Cooler temperature upon receipt 1.2 °C See back of form for multiple coolers/temps ☐
   METHOD: IR ☒ Other ☐ _____
   COOLANT: Wet Ice ☒ Blue Ice ☐ Dry Ice ☐ Water ☐ None ☐
7. Did all bottles arrive in good condition (Unbroken)? Yes ☒ No ☐
8. Could all bottle labels be reconciled with the COC? Yes ☒ No ☐
9. Were sample(s) at the correct pH upon receipt? Yes ☐ No ☐ NA ☒
10. Were correct bottle(s) used for the test(s) indicated? Yes ☒ No ☐
11. Were air bubbles >6 mm in any VOA vials? Yes ☐ No ☐ NA ☒
12. Sufficient quantity received to perform indicated analyses? Yes ☒ No ☐
13. Was a trip blank present in the cooler(s)? Yes ☐ No ☒ Were VOAs on the COC? Yes ☐ No ☒

Contacted PM _____ Date _____ by _____ via Verbal ☐ Voice Mail ☐ Other ☐
Concerning _____

14. CHAIN OF CUSTODY

The following discrepancies occurred:

15. SAMPLE CONDITION

Sample(s) _____ were received after the recommended holding time had expired.
Sample(s) _____ were received in a broken container.
Sample(s) _____ were received with bubble >6 mm in diameter. (Notify PM)

16. SAMPLE PRESERVATION

Sample(s) _____ were further preserved in Sample Receiving to meet recommended pH level(s). *Nitric Acid Lot# 100108-HNO_3; Sulfuric Acid Lot# 031808-H_2SO_4; Sodium Hydroxide Lot# 073007 -NaOH; Hydrochloric Acid Lot# 092006-HCl; Sodium Hydroxide and Zinc Acetate Lot# 050205-$(CH_3COO)_2ZN/NaOH$.* What time was preservative added to sample(s)? _____

Client ID	pH	Date	Initials

TestAmerica Cooler Receipt Form/Narrative
North Canton Facility

Client ID	pH	Date	Initials

Cooler #	Temp. °C	Method	Coolant

Discrepancies Cont'd:

TestAmerica
THE LEADER IN ENVIRONMENTAL TESTING

END OF REPORT

CONESTOGA-ROVERS & ASSOCIATES

6520 Corporate Drive
Indianapolis, Indiana 46278
Telephone: (317) 291-7007 Fax: (317) 328-2666
www.CRAworld.com

MEMORANDUM

TO:	Greg Carli	REF. NO.:	017324-02
FROM:	Michael Richardson/sl/04 MR	DATE:	January 16, 2009
C.C.:	Shannon Richardson, Golnoush Boularani		
RE:	**Data Quality Assessment and Validation for the Soil Samples Collected from the GM Manual Transmissions of Muncie Site in Muncie, Indiana.**		

The following details the data quality assessment and validation conducted for the soil samples collected on November 17-20, 2008 from the GM Manual Transmissions of Muncie Site in Muncie, Indiana. The sample summary detailing sample identification, sample location, quality control samples, and analytical parameters is presented in Table 1. The samples were analyzed by TestAmerica Laboratories, Inc. (TestAmerica) of North Canton, Ohio, in accordance with the methodologies presented in Table 2.

The quality control criteria used to assess the data were established by the methods and the quality assurance project plan (QAPP). Application of quality assurance criteria was consistent with following guidance documents:

i. "USEPA Contract Laboratory Program National Functional Guidelines for Organic Data Review", EPA-540/R-99/008, October 1999; and

ii. "USEPA Contract Laboratory Program National Functional Guidelines for Inorganic Review", EPA-540/R-94/013, February 1994.

These guidelines are collectively referred to as "NFGs", respectively, in this memorandum.

Overall Assessment

The data were found to exhibit acceptable levels of accuracy and precision based on the provided information and may be used with the qualifications noted in this memorandum.

Sample Preservation and Holding Times

Sample holding time periods and preservation requirements are presented in Table 2.

The samples, as indicated by the sample collection, extraction and analysis dates on the chain-of-custody forms and analytical reports provided by TestAmerica were prepared and analyzed within the required holding time periods.

The samples were shipped and maintained in accordance with the samples preservation requirements.

Method Blank Samples

Method blank samples are prepared from a purified sample matrix and are processed concurrently with investigative samples to assess the presence and the magnitude of sample contamination introduced during sample analysis. Method blank samples are analyzed at a minimum frequency of one per analytical batch and target analytes should be non-detect.

One laboratory method blank was reported with parameters detected but the associated sample concentrations were non-detect; therefore, no qualification was required.

The remaining method blank samples were reported to be free from detectable levels of target analytes, indicating no additional laboratory-attributable contamination occurred.

Surrogate Compounds – Organic Analyses

Individual sample performance for organic analyses was monitored by assessing the results of surrogate compound percent recoveries. Surrogate percent recoveries are reviewed against the laboratory developed control limits provided in the analytical report. The surrogate recovery acceptance criteria were met for all samples that could be evaluated or did not warrant qualification.

Matrix Spike/Matrix Spike Duplicate Analyses

To assess the long-term accuracy and precision of the analytical methods on various matrices, matrix spike/matrix spike duplicate (MS/MSD) percent recoveries and the relative percent difference (RPD) of the concentrations were determined. The organic MS/MSD percent recovery and RPD control limits are established by the laboratory. The inorganic control limits are defined by the methods and the NFG, which require recoveries between 75 to 125 percent with RPDs less than 35 percent for soil samples. The samples selected for MS/MSD analysis are identified in Table 1.

In some sample batches, no Site-specific samples were utilized as MS/MSDs; precision and accuracy were verified by the analysis of the laboratory control sample/laboratory control sample duplicate (LCS/LCSD). Qualification of samples associated with these MS/MSDs was not performed. The samples that should be qualified due to violation of MS/MSD percent recovery and/or RPD acceptance criteria are outlined in Table 3. The MS/MSD percent recoveries and associated RPD acceptance criteria were met in the remaining sample analyses or did not warrant qualification.

Laboratory Control Sample/Laboratory Control Sample Duplicate Analysis

The LCS/LCSD analyses serve as a monitor of the overall performance in all steps of the sample analysis and are analyzed with each sample batch. The LCS/LCSD percent recoveries were evaluated against method and laboratory established control limits.

The LCS/LCSD percent recoveries were within the laboratory control limits or did not warrant qualification, indicating that an acceptable level of overall performance was achieved.

Laboratory precision was verified by the RPD of the LCS/LCSD when a MS/MSD was not analyzed.

The RPDs were within the laboratory control limits, indicating that an acceptable level of overall laboratory precision was achieved.

Field Quality Assurance/Quality Control

The field quality assurance/quality control consisted of six (6) field duplicate sample sets.

Overall precision for the sampling event and laboratory procedures was monitored using the results of the field duplicate sample sets. The RPDs associated with these duplicate samples must be less than 100 percent for soil samples. If the reported concentration in either the investigative sample or its duplicate is less than five times the RL, the evaluation criteria is two times the RL value for soil samples.

Table 4 presents the RPDs of detected analytes in duplicate sample sets with qualifiers. The data indicate that an adequate level of precision was achieved for the sampling event.

TABLE 1

SAMPLE COLLECTION AND ANALYSIS SUMMARY
ADJACENT LOTS SOIL SAMPLING
NOVEMBER 17-20, 2008
MANUAL TRANSMISSIONS OF MUNCIE
MUNCIE, INDIANA

						Analysis/Parameters				
Sample Identification	*Location*	*Matrix*	*QC Samples*	*Collection Date (mm/dd/yy)*	*Collection Time (hr:min)*	*TCL VOCs*	*TCL SVOCs*	*PCBs*	*TAL Metals minus Alkaline Earth*	*Comments*
S-017324-111708-JP-001	L-1, M-1, N-1, O-1	Soil	-	11/17/2008	14:00		X	X	X	MS/MSD
S-017324-111708-JP-002	J-1, J-2, K-1, K-2	Soil	-	11/17/2008	14:25		X	X	X	
S-017324-111708-JP-003	L-2, M-2, N-2, O-2	Soil	-	11/17/2008	15:30		X	X	X	
S-017324-111708-JP-004	P-1	Soil	-	11/17/2008	15:50	X				
S-017324-111708-JP-005	Q-2	Soil	-	11/17/2008	16:05	X				
S-017324-111708-JP-006	P-1, P-2, Q-1, Q-2	Soil	-	11/17/2008	16:20		X	X	X	
S-017324-111708-JP-007	O-3	Soil	-	11/17/2008	16:45	X				
S-017324-111708-JP-008	N-3, O-3, P-3, Q-3	Soil	-	11/17/2008	17:00		X	X	X	
S-017324-111808-JP-009	M-3	Soil	-	11/18/2008	8:45	X				MS/MSD
S-017324-111808-JP-010	L-3	Soil	-	11/18/2008	9:00	X				
S-017324-111808-JP-011	K-3	Soil	-	11/18/2008	9:15	X				
S-017324-111808-JP-012	J-3, K-3, L-3, M-3	Soil	-	11/18/2008	9:30		X	X	X	MS/MSD
S-017324-111808-JP-013	H-1	Soil	-	11/18/2008	10:00	X				
S-017324-111808-JP-014	H-1	Soil	Duplicate	11/18/2008	10:05	X				
S-017324-111808-JP-015	G-1, H-1, I-1	Soil	-	11/18/2008	10:10		X	X	X	
S-017324-111808-JP-016	G-1, H-1, I-1	Soil	Duplicate	11/18/2008	10:15		X	X	X	
S-017324-111808-JP-017	G-2	Soil	-	11/18/2008	10:25	X				
S-017324-111808-JP-018	G-2, H-2, I-2	Soil	-	11/18/2008	10:40		X	X	X	
S-017324-111808-JP-019	G-3	Soil	-	11/18/2008	11:00	X				
S-017324-111808-JP-020	G-3, H-3, I-3	Soil	-	11/18/2008	11:05		X	X	X	
S-017324-111808-JP-021	F-1	Soil	-	11/18/2008	11:30	X				
S-017324-111808-JP-022	D-1, E-1, F-1	Soil	-	11/18/2008	11:55		X	X	X	
S-017324-111808-JP-023	D-2	Soil	-	11/18/2008	13:05	X				

TABLE 1

SAMPLE COLLECTION AND ANALYSIS SUMMARY
ADJACENT LOTS SOIL SAMPLING
NOVEMBER 17-20, 2008
MANUAL TRANSMISSIONS OF MUNCIE
MUNCIE, INDIANA

						Analysis/Parameters				
Sample Identification	*Location*	*Matrix*	*QC Samples*	*Collection Date (mm/dd/yy)*	*Collection Time (hr:min)*	*TCL VOCs*	*TCL SVOCs*	*PCBs*	*TAL Metals minus Alkaline Earth*	*Comments*
S-017324-111808-JP-024	D-2, E-2, F-2	Soil	-	11/18/2008	13:35		X	X	X	
S-017324-111808-JP-025	E-3	Soil	-	11/18/2008	13:50	X				
S-017324-111808-JP-026	D-3, E-3, F-3	Soil	-	11/18/2008	14:05		X	X	X	
S-017324-111808-JP-027	B-1	Soil	-	11/18/2008	15:00	X				
S-017324-111808-JP-028	A-1, B-1, C-1	Soil	-	11/18/2008	15:15		X	X	X	
S-017324-111808-JP-029	A-2	Soil	-	11/18/2008	15:20	X				
S-017324-111808-JP-030	A-2, B-2, B-3	Soil	-	11/18/2008	15:35		X	X	X	
S-017324-111908-NH-001	KK-6,KK-5,KK-4,KK-3	Soil	-	11/19/2008	10:35		X	X	X	
S-017324-111908-NH-002	KK-2	Soil	-	11/19/2008	10:40	X				
S-017324-111908-NH-003	II-2	Soil	-	11/19/2008	11:05	X				
S-017324-111908-NH-004	II-1,II-2,KK-1,KK-2	Soil	-	11/19/2008	11:10		X	X	X	
S-017324-111908-NH-005	II-4	Soil	-	11/19/2008	11:50	X				
S-017324-111908-NH-006	II-3,II-4,II-5,II-6	Soil	-	11/19/2008	12:10		X	X	X	
S-017324-111908-NH-007	V-4	Soil	-	11/19/2008	13:20	X				
S-017324-111908-NH-008	V-1,V-2,V-3,V-4	Soil	-	11/19/2008	13:40		X	X	X	
S-017324-111908-NH-009	V-1,V-2,V-3,V-4	Soil	Duplicate	11/19/2008	13:45		X	X	X	
S-017324-111908-NH-010	W-3	Soil	-	11/19/2008	14:00	X				
S-017324-111908-NH-011	W-1,W-2,W-3,W-4	Soil	-	11/19/2008	14:10		X	X	X	
S-017324-111908-NH-012	X-4	Soil	-	11/19/2008	14:15	X				
S-017324-111908-NH-013	X-1,X-2,X-3,X-4	Soil	-	11/19/2008	14:35		X	X	X	
S-017324-111908-NH-014	Y-3	Soil	-	11/19/2008	14:55	X				
S-017324-111908-NH-015	Y-4	Soil	-	11/19/2008	15:00	X				
S-017324-111908-NH-016	Y-1,Y-2,Y-3,Y-4	Soil	-	11/19/2008	15:05		X	X	X	

TABLE 1

SAMPLE COLLECTION AND ANALYSIS SUMMARY
ADJACENT LOTS SOIL SAMPLING
NOVEMBER 17-20, 2008
MANUAL TRANSMISSIONS OF MUNCIE
MUNCIE, INDIANA

						Analysis/Parameters				
Sample Identification	*Location*	*Matrix*	*QC Samples*	*Collection Date (mm/dd/yy)*	*Collection Time (hr:min)*	*TCL VOCs*	*TCL SVOCs*	*PCBs*	*TAL Metals minus Alkaline Earth*	*Comments*
S-017324-111908-NH-017	Z-4	Soil	-	11/19/2008	18:00	X				
S-017324-111908-NH-018	Z-1,Z-2,Z-3,Z-4	Soil	-	11/19/2008	15:45		X	X	X	
S-017324-111908-NH-019	AA-4	Soil	-	11/19/2008	16:10	X				
S-017324-111908-NH-020	AA-1,AA-2,AA-3,AA-4	Soil	-	11/19/2008	16:51		X	X	X	
S-017324-111908-JP-031	LL-4	Soil	-	11/19/2008	10:20	X				MS/MSD
S-017324-111908-JP-032	LL-3,LL-4,LL-5,LL-6	Soil	-	11/19/2008	10:35		X	X	X	MS/MSD
S-017324-111908-JP-033	JJ-1	Soil	-	11/19/2008	11:05	X				
S-017324-111908-JP-034	LL-1,LL-2,JJ-1,JJ-2	Soil	-	11/19/2008	11:35		X	X	X	
S-017324-111908-JP-035	JJ-5	Soil	-	11/19/2008	12:05	X				
S-017324-111908-JP-036	JJ-5	Soil	Duplicate	11/19/2008	12:10	X				
S-017324-111908-JP-037	JJ-3,JJ-4,JJ-5,JJ-6	Soil	-	11/19/2008	12:20		X	X	X	
S-017324-111908-JP-038	JJ-3,JJ-4,JJ-5,JJ-6	Soil	Duplicate	11/19/2008	12:25		X	X	X	
S-017324-111908-JP-039	HH-4	Soil	-	11/19/2008	13:20	X				
S-017324-111908-JP-040	HH-3,HH-4,HH-5,HH-6	Soil	-	11/19/2008	13:35		X	X	X	
S-017324-111908-JP-041	HH-2	Soil	-	11/19/2008	13:40	X				
S-017324-111908-JP-042	HH-1,HH-2,GG-1,GG-2	Soil	-	11/19/2008	14:05		X	X	X	
S-017324-111908-JP-043	GG-6	Soil	-	11/19/2008	14:30	X				
S-017324-111908-JP-044	GG-3,GG-4,GG-5,GG-6	Soil	-	11/19/2008	14:30		X	X	X	
S-017324-111908-JP-045	FF-3	Soil	-	11/19/2008	14:55	X				
S-017324-111908-JP-046	FF-3,FF-4,FF-5,FF-6	Soil	-	11/19/2008	14:55		X	X	X	
S-017324-111908-JP-047	EE-2	Soil	-	11/19/2008	15:30	X				
S-017324-111908-JP-048	EE-1,EE-2,FF-1,FF-2	Soil	-	11/19/2008	15:30		X	X	X	
S-017324-111908-JP-049	EE-6	Soil	-	11/19/2008	16:00	X				

TABLE 1

SAMPLE COLLECTION AND ANALYSIS SUMMARY
ADJACENT LOTS SOIL SAMPLING
NOVEMBER 17-20, 2008
MANUAL TRANSMISSIONS OF MUNCIE
MUNCIE, INDIANA

						Analysis/Parameters				
Sample Identification	*Location*	*Matrix*	*QC Samples*	*Collection Date (mm/dd/yy)*	*Collection Time (hr:min)*	*TCL VOCs*	*TCL SVOCs*	*PCBs*	*TAL Metals minus Alkaline Earth*	*Comments*
S-017324-111908-JP-050	EE-3,EE-4,EE-5,EE-6	Soil	-	11/19/2008	16:00		X	X	X	
S-017324-112008-JP-051	DD-4	Soil	-	11/20/2008	8:55	X				
S-017324-112008-JP-052	DD-1, DD-2, DD-3, DD-4	Soil	-	11/20/2008	8:55		X	X	X	
S-017324-112008-JP-053	CC-3	Soil	-	11/20/2008	9:25	X				
S-017324-112008-JP-054	CC-3, CC-4, DD-5	Soil	-	11/20/2008	9:25		X	X	X	
S-017324-112008-JP-055	BB-1	Soil	-	11/20/2008	9:45	X				
S-017324-112008-JP-056	BB-1, CC-1, CC-2	Soil	-	11/20/2008	9:45		X	X	X	
S-017324-112008-JP-057	BB-4	Soil	-	11/20/2008	10:20	X				
S-017324-112008-JP-058	BB-2, BB-3, BB-4	Soil	-	11/20/2008	10:20		X	X	X	
S-017324-112008-NH-021	UU-2	Soil	-	11/20/2008	8:55	X				
S-017324-112008-NH-022	UU-2	Soil	Duplicate	11/20/2008	9:00	X				
S-017324-112008-NH-023	UU-1, UU-2, UU-3, UU-4	Soil	-	11/20/2008	9:05		X	X	X	MS/MSD
S-017324-112008-NH-024	U-2	Soil	-	11/20/2008	9:10	X				
S-017324-112008-NH-025	U-1, U-2, U-3, U-4	Soil	-	11/20/2008	9:25		X	X	X	
S-017324-112008-NH-026	T-4	Soil	-	11/20/2008	9:30	X				MS/MSD
S-017324-112008-NH-027	T-1, T-2, T-3, T-4	Soil	-	11/20/2008	9:45		X	X	X	
S-017324-112008-NH-028	S-1	Soil	-	11/20/2008	9:50	X				
S-017324-112008-NH-029	S-1, S-2, S-3, S-4	Soil	-	11/20/2008	10:20		X	X	X	
S-017324-112008-NH-030	R-3	Soil	-	11/20/2008	10:30	X				
S-017324-112008-NH-031	R-1, R-2, R-3, R-4	Soil	-	11/20/2008	10:50		X	X	X	

TABLE 2

SUMMARY OF ANALYTICAL METHODS, HOLDING TIME PERIODS, AND PRESERVATIVES
ADJACENT LOTS SOIL SAMPLING
NOVEMBER 17-20, 2008
MANUAL TRANSMISSIONS OF MUNCIE
MUNCIE, INDIANA

Parameter	*Method*	*Matrix*	*Holding Time*	*Preservation* [2]
TCL VOCs	SW-846 8260B [1]	Soil	- 48 hours from sample collection to preservation - 14 days from sample preservation to completion of analysis	Iced, 4 ± 2° C
TCL SVOCs	SW-846 8270C	Soil	- 14 days from sample collection to extraction - 40 days from extraction to completion of analysis	Iced, 4 ± 2° C
PCBs	SW-846 8082	Soil	- 14 days from sample collection to extraction - 40 days from extraction to completion of analysis	Iced, 4 ± 2° C
TAL Metals minus Alkaline Earth		Soil	- 180 days from sample collection to completion of analysis	Iced, 4 ± 2° C
Aluminum	SW-846 6010B			
Antimony	SW-846 6010B			
Arsenic	SW-846 6010B			
Cadmium	SW-846 6010B			
Chromium	SW-846 6010B			
Cobalt	SW-846 6010B			
Copper	SW-846 6010B			
Iron	SW-846 6010B			
Lead	SW-846 6010B			
Manganese	SW-846 6010B			
Nickel	SW-846 6010B			
Potassium	SW-846 6010B			
Selenium	SW-846 6010B			
Silver	SW-846 6010B			
Sodium	SW-846 6010B			
Thallium	SW-846 6010B			
Vanadium	SW-846 6010B			
Zinc	SW-846 6010B			
Mercury	SW-846 7471A	Soil	- 28 days from sample collection to completion of analysis	Iced, 4 ± 2° C

[1] SW-846 - "Test Methods for Evaluating Solid Waste, Physical/Chemical Methods", SW-846, 3rd Edition, and Promulgated updates, November 1986

[2] pH preservativation is not required in soil samples.

TABLE 3

SUMMARY OF QUALIFIED SAMPLE DATA DUE TO OUTLYING MATRIX SPIKE/MATRIX SPIKE DUPLICATE RECOVERIES
ADJACENT LOTS SOIL SAMPLING
NOVEMBER 17-20, 2008
MANUAL TRANSMISSIONS OF MUNCIE
MUNCIE, INDIANA

Parameter	*Affected Sample ID*	*Analyte*	*MS Recovery (percent)*	*MSD Recovery (percent)*	*RPD*	*Control Limits*		*Sample Result*	*Units*	*Qualifier*
						Recovery (percent)	*RPD (percent)*			
TCL SVOCs	S-017324-111708-JP-001	Pentachlorophenol	0.0	0.0	0.0	10-200	0-30	450 U	ug/kg	UJ
TAL Metals	S-017324-111708-JP-001	Antimony	34	45	26	75-125	0-35	8.2 U	mg/kg	UJ
		Copper	86	279	37	75-125	0-35	114	mg/kg	J
		Manganese	23	988	114	75-125	0-35	235	mg/kg	J
	S-017324-111808-JP-012	Antimony	52	57	8.0	75-125	0-35	7.2 U	mg/kg	UJ
		Chromium	57	0.0	0.0	75-125	0-35	91.5	mg/kg	J
		Mercury	160	288	24	11-192	0-35	0.62	mg/kg	J
	S-017324-111908-JP-032	Antimony	32	31	3.1	75-125	0-35	7.5 U	mg/kg	UJ
		Copper	67	69	1.8	75-125	0-35	15.9	mg/kg	J
	S-017324-112008-NH-023	Antimony	32	32	1.2	75-125	0-35	7.0 U	mg/kg	UJ

Notes:

mg/kg - milligrams per kilogram
ug/kg - micrograms per kilogram
U - not present at or above the associated value
J - estimated concentration
UJ - estimated reporting limit
RPD - Relative Percent Difference

TABLE 4

SUMMARY OF DETECTED ANALYTES FROM FIELD DUPLICATE SAMPLE SET
ADJACENT LOTS SOIL SAMPLING
NOVEMBER 17-20, 2008
MANUAL TRANSMISSIONS OF MUNCIE
MUNCIE, INDIANA

Analyte	*Investigative Sample Results*	*Duplicate Sample Results*	*RPD*	*Units*	*Qualifier*
	S-017324-111808-JP-013	*S-017324-111808-JP-014*			
No Detected Analytes	-	-	0.0	-	-
	S-017324-111808-JP-015	*S-017324-111808-JP-016*			
Aluminum	8640	7920	8.7	mg/kg	-
Iron	18200	16800	8.0	mg/kg	-
Lead	504	215	80.4	mg/kg	-
Manganese	493	327	40.5	mg/kg	-
Nickel	20	17.1	15.6	mg/kg	-
Potassium	887	*815*	8.5	mg/kg	-
Arsenic	9.1	6.7	30.4	mg/kg	-
Chromium Total	13.9	12.1	13.8	mg/kg	-
Cobalt	7.6	6.7	12.6	mg/kg	-
Copper	27.6	24.4	12.3	mg/kg	-
Vanadium	23.6	20.3	15.0	mg/kg	-
Zinc	93.7	72	26.2	mg/kg	-
	S-017324-111908-NH-008	*S-017324-111908-NH-009*			
Aluminum	6340	8770	32.2	mg/kg	-
Iron	11500	13700	17.5	mg/kg	-
Lead	9.1	36.2	119.6	mg/kg	J
Manganese	274	456	49.9	mg/kg	-
Nickel	13	14.3	9.5	mg/kg	-
Potassium	1170	1160	0.9	mg/kg	-
Arsenic	5.9	6.9	15.6	mg/kg	-
Chromium Total	9.6	11.6	18.9	mg/kg	-
Cobalt	5.9	8.1	31.4	mg/kg	-
Copper	13	13	0.0	mg/kg	-
Vanadium	15.6	20.6	27.6	mg/kg	-
Zinc	39.8	54.7	31.5	mg/kg	-

TABLE 4

SUMMARY OF DETECTED ANALYTES FROM FIELD DUPLICATE SAMPLE SET
ADJACENT LOTS SOIL SAMPLING
NOVEMBER 17-20, 2008
MANUAL TRANSMISSIONS OF MUNCIE
MUNCIE, INDIANA

Analyte	*Investigative Sample Results*	*Duplicate Sample Results*	*RPD*	*Units*	*Qualifier*
	S-017324-111908-JP-035	*S-017324-111908-JP-036*			
Methylene chloride	8.7	8.9	2.3	ug/kg	-
	S-017324-111908-JP-037	*S-017324-111908-JP-038*			
Aluminum	15100	13200	13.4	mg/kg	-
Iron	29200	24500	17.5	mg/kg	-
Lead	20.3	14.6	32.7	mg/kg	-
Manganese	345	450	26.4	mg/kg	-
Nickel	23.9	27.4	13.6	mg/kg	-
Potassium	1310	1420	8.1	mg/kg	-
Arsenic	14.3	10.9	27.0	mg/kg	-
Chromium Total	21	18.5	12.7	mg/kg	-
Cobalt	8.1	9.6	16.9	mg/kg	-
Copper	27.9	23.6	16.7	mg/kg	-
Vanadium	36.2	30.8	16.1	mg/kg	-
Zinc	84.5	69.6	19.3	mg/kg	-
	S-017324-112008-NH-021	*S-017324-112008-NH-022*			
Acetone	28	44	44.4	ug/kg	-
Methylene chloride	11	15	30.8	ug/kg	-

Notes:

mg/kg - milligrams per kilogram
ug/kg - micrograms per kilogram
J - estimated concentration
RPD - Relative Percent Difference

APPENDIX B.4

ANALYTICAL REPORT AND DATA VALIDATION MEMORANDUM – AOI 35

TestAmerica
THE LEADER IN ENVIRONMENTAL TESTING

TestAmerica Laboratories, Inc.

ANALYTICAL REPORT

PROJECT NO. 17324-01

GM-MANUAL TRANS
SDG #: 8K13306

Michael Richardson

Conestoga Rovers & Associates,
6520 Corporate Drive
Indianapolis, IN 46278

TESTAMERICA LABORATORIES, INC.

Amy L. McCormick
Project Manager

December 4, 2008

CASE NARRATIVE

8K13306

The following report contains the analytical results for twenty-nine water samples and five quality control samples submitted to TestAmerica North Canton by Conestoga-Rovers & Associates, Inc. from the GM Manual Trans/E180007 Site, project number 017324-01. The samples were received November 13, 14, 15, and 18, 2008, according to documented sample acceptance procedures.

This SDG consists of (4) laboratory ID's: A8K130306, A8K140207, A8K150155, and A8K180205.

TestAmerica utilizes USEPA approved methods in all analytical work. The samples presented in this report were analyzed for the parameter(s) listed on the analytical methods summary page in accordance with the method(s) indicated. Preliminary results were provided to Michael Richardson on November 25, November 26, and December 01, 2008. A summary of QC data for these analyses is included at the back of the report.

TestAmerica North Canton attests to the validity of the laboratory data generated by TestAmerica facilities reported herein. All analyses performed by TestAmerica facilities were done using established laboratory SOPs that incorporate QA/QC procedures described in the applicable methods. TestAmerica's operations groups have reviewed the data for compliance with the laboratory QA/QC plan, and data have been found to be compliant with laboratory protocols unless otherwise noted below.

Any reference within this document to Severn Trent Laboratories, Inc. or STL, should be understood to refer to TestAmerica Laboratories, Inc. (formerly known as Severn Trent Laboratories, Inc.)

The test results in this report meet all NELAP requirements for parameters for which accreditation is required or available. Any exceptions to NELAP requirements are noted in this report. Pursuant to NELAP, this report may not be reproduced, except in full, without the written approval of the laboratory.

Please refer to the Quality Control Elements Narrative following this case narrative for additional quality control information.

If you have any questions, please call the Project Manager, Amy L. McCormick, at 330-497-9396.

CASE NARRATIVE (continued)

This report is sequentially paginated. The final page of the report is labeled as "END OF REPORT." The total number of pages in this report is 294.

SUPPLEMENTAL QC INFORMATION

SAMPLE RECEIVING

The coolers were received at temperatures ranging from 0.2 to 4.4°C.

See TestAmerica's Cooler Receipt Form for additional information.

GC/MS VOLATILES

There were no client requested Matrix Spike/Matrix Spike Duplicate (MS/MSD) samples in batch(es) 8329081, 8325110, and 8331162. Therefore, the laboratory has included a Laboratory Control Sample Duplicate (LCSD) in the QC batch. The LCSD recoveries, together with the LCS recoveries, are used to determine the reproducibility (precision) of the analytical system.

The surrogate recoveries were outside of criteria (high) for sample(s) GW-017324-111708-NH-024. Since the sample was ND, no corrective action was necessary.

GC/MS SEMIVOLATILES

The sample(s) that contained concentrations of target analyte(s) at a reportable level in the associated Method Blank(s) were flagged with "B". All target analytes in the Method Blank must be below the reporting limit (RL) or the associated sample(s) must be ND with the exception of common laboratory contaminants.

The matrix spike/matrix spike duplicate(s) for GW-017324-111708-NH-026 had RPD's and recoveries outside acceptance limits. However, since the associated method blank(s) and laboratory control sample(s) were in control, no corrective action was necessary.

There were no client requested Matrix Spike/Matrix Spike Duplicate (MS/MSD) samples in batch(es) 8320011 and 8322043. Therefore, the laboratory has included a Laboratory Control Sample Duplicate (LCSD) in the QC batch. The LCSD recoveries, together with the LCS recoveries, are used to determine the reproducibility (precision) of the analytical system.

CASE NARRATIVE (continued)

GC/MS SEMIVOLATILES (continued)

The Method Blank for batch(es) 8324044 contained reportable amounts of contaminants, but since the samples were ND no corrective action was necessary.

METALS

For batch(es) 8324013, the CCV exceeded method criteria on the high side for Barium. Since sample(s) GW-017324-111708-NH-023, GW-017324-111708-NH-024, GW-017324-111708-NH-025, GW-017324-111708-NH-026, and GW-017324-111708-NH-027 results were below the requested reporting limit, the results were accepted.

Some dissolved metals sample results in this lot are greater than the corresponding total metals results. The affected data was reviewed and the difference between the total and dissolved results was considered insignificant or the results were confirmed by analysis of the undigested samples.

QUALITY CONTROL ELEMENTS NARRATIVE

TestAmerica North Canton conducts a quality assurance/quality control (QA/QC) program designed to provide scientifically valid and legally defensible data. Toward this end, several types of quality control indicators are incorporated into the QA/QC program, which is described in detail in QA Policy, QA-003. These indicators are introduced into the sample testing process to provide a mechanism for the assessment of the analytical data.

QC BATCH

Environmental samples are taken through the testing process in groups called QUALITY CONTROL BATCHES (QC batches). A QC batch contains up to twenty environmental samples of a similar matrix (water, soil) that are processed using the same reagents and standards. TestAmerica North Canton requires that each environmental sample be associated with a QC batch.

Several quality control samples are included in each QC batch and are processed identically to the twenty environmental samples.

For SW846/RCRA methods, QC samples include a METHOD BLANK (MB), a LABORATORY CONTROL SAMPLE (LCS) and, where appropriate, a MATRIX SPIKE/MATRIX SPIKE DUPLICATE (MS/MSD) pair or a MATRIX SPIKE/SAMPLE DUPLICATE (MS/DU) pair. If there is insufficient sample to perform an MS/MSD or an MS/DU, then a LABORATORY CONTROL SAMPLE DUPLICATE (LCSD) is included in the QC batch.

For 600 series/CWA methods, QC samples include a METHOD BLANK (MB), a LABORATORY CONTROL SAMPLE (LCS) and, where appropriate, a MATRIX SPIKE (MS). An MS is prepared and analyzed at a 10% frequency for GC Methods and at a 5% frequency for GC/MS methods.

LABORATORY CONTROL SAMPLE

The Laboratory Control Sample is a QC sample that is created by adding known concentrations of a full or partial set of target analytes to a matrix similar to that of the environmental samples in the QC batch. Multi peak responders may not be included in the target spike list due to co-elution. The LCS analyte recovery results are used to monitor the analytical process and provide evidence that the laboratory is performing the method within acceptable guidelines. All control analytes indicated by a bold type in the LCS must meet acceptance criteria. Failure to meet the established recovery guidelines requires the repreparation and reanalysis of all samples in the QC batch. Comparison of only the failed parameters from the first batch are evaluated. The only exception to the rework requirement is that if the LCS recoveries are biased high and the associated sample is ND (non-detected) for the parameter(s) of interest, the batch is acceptable.

At times, a Laboratory Control Sample Duplicate (LCSD) is also included in the QC batch. An LCSD is a QC sample that is created and handled identically to the LCS. Analyte recovery data from the LCSD is assessed in the same way as that of the LCS. The LCSD recoveries, together with the LCS recoveries, are used to determine the reproducibility (precision) of the analytical system. Precision data are expressed as relative percent differences (RPDs). If the RPD fails for an LCS/LCSD and yet the recoveries are within acceptance criteria, the batch is still acceptable.

METHOD BLANK

The Method Blank is a QC sample consisting of all the reagents used in analyzing the environmental samples contained in the QC batch. Method Blank results are used to determine if interference or contamination in the analytical system could lead to the reporting of false positive data or elevated analyte concentrations. All target analytes must be below the reporting limits (RL) or the associated sample(s) must be ND except under the following circumstances:

- Common organic contaminants may be present at concentrations up to 5 times the reporting limits. Common metals contaminants may be present at concentrations up to 2 times the reporting limit, or the reported blank concentration must be twenty fold less than the concentration reported in the associated environmental samples. (See common laboratory contaminants listed in the table.)

Volatile (GC or GC/MS)	Semivolatile (GC/MS)	Metals ICP-MS	Metals ICP Trace
Methylene Chloride, Acetone, 2-Butanone	Phthalate Esters	Copper, Iron, Zinc, Lead, Calcium, Magnesium, Potassium, Sodium, Barium, Chromium, Manganese	Copper, Iron, Zinc, Lead

- Organic blanks will be accepted if compounds detected in the blank are present in the associated samples at levels 10 times the blank level. Inorganic blanks will be accepted if elements detected in the blank are present in the associated samples at 20 times the blank level.

- Blanks will be accepted if the compounds/elements detected are not present in any of the associated environmental samples.

Failure to meet these Method Blank criteria requires the repreparation and reanalysis of all samples in the QC batch.

MATRIX SPIKE/MATRIX SPIKE DUPLICATE

A Matrix Spike and a Matrix Spike Duplicate are a pair of environmental samples to which known concentrations of a full or partial set of target analytes are added. The MS/MSD results are determined in the same manner as the results of the environmental sample used to prepare the MS/MSD. The analyte recoveries and the relative percent differences (RPDs) of the recoveries are calculated and used to evaluate the effect of the sample matrix on the analytical results. Due to the potential variability of the matrix of each sample, the MS/MSD results may not have an immediate bearing on any samples except the one spiked; therefore, the associated batch MS/MSD may not reflect the same compounds as the samples contained in the analytical report. When these MS/MSD results fail to meet acceptance criteria, the data is evaluated. If the LCS is within acceptance criteria, the batch is considered acceptable.

For certain methods, a Matrix Spike/Sample Duplicate (MS/DU) may be included in the QC batch in place of the MS/MSD. For the parameters (i.e. pH, ignitability) where it is not possible to prepare a spiked sample, a Sample Duplicate may be included in the QC batch. However, a Sample Duplicate is less likely to provide usable precision statistics depending on the likelihood of finding concentrations below the standard reporting limit. When the Sample Duplicate result fails to meet acceptance criteria, the data is evaluated.

For certain methods (600 series methods/CWA), a Matrix Spike is required in place of a Matrix Spike/Matrix Spike Duplicate (MS/MSD) or Matrix Spike/Sample Duplicate (MS/DU).

The acceptance criteria do not apply to samples that are diluted.

SURROGATE COMPOUNDS

In addition to these batch-related QC indicators, each organic environmental and QC sample is spiked with surrogate compounds. Surrogates are organic chemicals that behave similarly to the analytes of interest and that are rarely present in the environment. Surrogate recoveries are used to monitor the individual performance of a sample in the analytical system.

If surrogate recoveries are biased high in the LCS, LCSD, or the Method Blank, and the associated sample(s) are ND, the batch is acceptable. Otherwise, if the LCS, LCSD, or Method Blank surrogate(s) fail to meet recovery criteria, the entire sample batch is reprepared and reanalyzed. If the surrogate recoveries are outside criteria for environmental samples, the samples will be reprepared and reanalyzed unless there is objective evidence of matrix interference or if the sample dilution is greater than the threshold outlined in the associated method SOP.

The acceptance criteria do not apply to samples that are diluted. All other surrogate recoveries will be reported.

For the GC/MS BNA methods, the surrogate criterion is that two of the three surrogates for each fraction must meet acceptance criteria. The third surrogate must have a recovery of ten percent or greater.

For the Pesticide and PCB methods, the surrogate criterion is that one of two surrogate compounds must meet acceptance criteria. The second surrogate must have a recovery of 10% or greater.

EXECUTIVE SUMMARY - Detection Highlights

8K13306 : A8K130306

PARAMETER	RESULT	REPORTING LIMIT	UNITS	ANALYTICAL METHOD
GW-017324-111108-NH-001 11/11/08 10:10 001				
Arsenic	29.7	10.0	ug/L	SW846 6010B
GW-017324-111108-NH-002 11/11/08 11:30 002				
bis(2-Ethylhexyl) phthalate	2.9 B	2.0	ug/L	SW846 8270C
Vinyl chloride	12	1.0	ug/L	SW846 8260B
GW-017324-111108-NH-003 11/11/08 14:15 003				
bis(2-Ethylhexyl) phthalate	2.2 B	2.0	ug/L	SW846 8270C
Trichloroethene	1.1	1.0	ug/L	SW846 8260B
GW-017324-111108-NH-004 11/11/08 15:35 004				
1,1-Dichloroethane	2.6	1.0	ug/L	SW846 8260B
cis-1,2-Dichloroethene	26	1.0	ug/L	SW846 8260B
trans-1,2-Dichloroethene	12	1.0	ug/L	SW846 8260B
Trichloroethene	5.8	1.0	ug/L	SW846 8260B
Vinyl chloride	1.3	1.0	ug/L	SW846 8260B
GW-017324-111108-NH-005 11/11/08 17:15 005				
Barium - DISSOLVED	297	200	ug/L	SW846 6010B
Arsenic	10.8	10.0	ug/L	SW846 6010B
Lead	20.6	3.0	ug/L	SW846 6010B
Barium	301	200	ug/L	SW846 6010B
bis(2-Ethylhexyl) phthalate	2.3 B	2.0	ug/L	SW846 8270C
GW-017324-111108-NH-006 11/11/08 17:20 006				
Arsenic - DISSOLVED	10.5	10.0	ug/L	SW846 6010B
Barium - DISSOLVED	304	200	ug/L	SW846 6010B
Arsenic	12.5	10.0	ug/L	SW846 6010B
Lead	18.1	3.0	ug/L	SW846 6010B
Barium	307	200	ug/L	SW846 6010B
bis(2-Ethylhexyl) phthalate	2.2 B	2.0	ug/L	SW846 8270C

(Continued on next page)

EXECUTIVE SUMMARY - Detection Highlights

8K13306 : A8K130306

PARAMETER	RESULT	REPORTING LIMIT	UNITS	ANALYTICAL METHOD
GW-017324-111208-NH-007 11/12/08 08:50 008				
bis(2-Ethylhexyl) phthalate	3.4 B	2.0	ug/L	SW846 8270C
1,1-Dichloroethane	1.1	1.0	ug/L	SW846 8260B
cis-1,2-Dichloroethene	14	1.0	ug/L	SW846 8260B
Vinyl chloride	6.7	1.0	ug/L	SW846 8260B
GW-017324-111208-NH-008 11/12/08 10:25 009				
Lead - DISSOLVED	8.3	3.0	ug/L	SW846 6010B
Barium - DISSOLVED	407	200	ug/L	SW846 6010B
Arsenic	15.5	10.0	ug/L	SW846 6010B
Barium	404	200	ug/L	SW846 6010B
bis(2-Ethylhexyl) phthalate	5.2 B	2.0	ug/L	SW846 8270C
cis-1,2-Dichloroethene	97	3.3	ug/L	SW846 8260B
trans-1,2-Dichloroethene	25	3.3	ug/L	SW846 8260B
Trichloroethene	59	3.3	ug/L	SW846 8260B
Vinyl chloride	3.7	3.3	ug/L	SW846 8260B
GW-017324-111208-NH-009 11/12/08 11:35 010				
Lead	44.3	3.0	ug/L	SW846 6010B
cis-1,2-Dichloroethene	1900	67	ug/L	SW846 8260B
trans-1,2-Dichloroethene	360	67	ug/L	SW846 8260B
Trichloroethene	300	67	ug/L	SW846 8260B
GW-017324-111208-NH-010 11/12/08 14:10 011				
Arsenic	14.8	10.0	ug/L	SW846 6010B
Lead	21.6	3.0	ug/L	SW846 6010B
Benzo(b)fluoranthene	0.29	0.20	ug/L	SW846 8270C
Benzo(ghi)perylene	0.20	0.20	ug/L	SW846 8270C
bis(2-Ethylhexyl) phthalate	2.3 B	2.0	ug/L	SW846 8270C
Indeno(1,2,3-cd)pyrene	0.66	0.20	ug/L	SW846 8270C
GW-017324-111208-NH-011 11/12/08 15:25 012				
Lead	3.3	3.0	ug/L	SW846 6010B
cis-1,2-Dichloroethene	500	17	ug/L	SW846 8260B
trans-1,2-Dichloroethene	240	17	ug/L	SW846 8260B
Trichloroethene	380	17	ug/L	SW846 8260B

(Continued on next page)

EXECUTIVE SUMMARY - Detection Highlights

8K13306 : A8K130306

PARAMETER	RESULT	REPORTING LIMIT	UNITS	ANALYTICAL METHOD
GW-017324-111208-NH-012 11/12/08 16:40 013				
Arsenic	11.3	10.0	ug/L	SW846 6010B
bis(2-Ethylhexyl) phthalate	2.0 B	2.0	ug/L	SW846 8270C
cis-1,2-Dichloroethene	44	3.3	ug/L	SW846 8260B
trans-1,2-Dichloroethene	85	3.3	ug/L	SW846 8260B
Trichloroethene	97	3.3	ug/L	SW846 8260B
EB-017324-111208-NH-001 11/12/08 12:10 014				
bis(2-Ethylhexyl) phthalate	3.1 B	2.0	ug/L	SW846 8270C
Bromodichloromethane	2.4	1.0	ug/L	SW846 8260B
Chloroform	21	1.0	ug/L	SW846 8260B

(Continued on next page)

EXECUTIVE SUMMARY - Detection Highlights

8K13306 : A8K140207

PARAMETER	RESULT	REPORTING LIMIT	UNITS	ANALYTICAL METHOD
GW-017324-111308-NH-015 11/13/08 11:00 003				
Barium - DISSOLVED	445	200	ug/L	SW846 6010B
Barium	437	200	ug/L	SW846 6010B
1,1-Dichloroethane	1.2	1.0	ug/L	SW846 8260B
Vinyl chloride	1.1	1.0	ug/L	SW846 8260B
GW-017324-111308-NH-016 11/13/08 12:35 004				
Trichloroethene	530	17	ug/L	SW846 8260B
GW-017324-111308-NH-017 11/13/08 15:15 005				
Tetrachloroethene	130	3.3	ug/L	SW846 8260B

(Continued on next page)

EXECUTIVE SUMMARY - Detection Highlights

8K13306 : A8K150155

PARAMETER	RESULT	REPORTING LIMIT	UNITS	ANALYTICAL METHOD
GW-017324-111408-NH-020 11/14/08 09:00 001				
cis-1,2-Dichloroethene	36	25	ug/L	SW846 8260B
Trichloroethene	840	25	ug/L	SW846 8260B
GW-017324-111408-NH-022 11/14/08 14:45 003				
Barium - DISSOLVED	253	200	ug/L	SW846 6010B
Lead	3.9	3.0	ug/L	SW846 6010B
Barium	248	200	ug/L	SW846 6010B
EB-017324-111408-NH-002 11/14/08 10:50 004				
Bromodichloromethane	2.9	1.0	ug/L	SW846 8260B
Chloroform	20	1.0	ug/L	SW846 8260B

(Continued on next page)

EXECUTIVE SUMMARY - Detection Highlights

8K13306 : A8K180205

PARAMETER	RESULT	REPORTING LIMIT	UNITS	ANALYTICAL METHOD
GW-017324-111708-NH-023 11/17/08 13:06 001				
Lead	128	3.0	ug/L	SW846 6010B
Cadmium	5.4	5.0	ug/L	SW846 6010B
GW-017324-111708-NH-026 11/17/08 16:20 004				
Tetrachloroethene	17000	670	ug/L	SW846 8260B
GW-017324-111708-NH-027 11/17/08 18:05 005				
Tetrachloroethene	14000	500	ug/L	SW846 8260B

ANALYTICAL METHODS SUMMARY

8K13306

PARAMETER	ANALYTICAL METHOD
Inductively Coupled Plasma (ICP) Metals	SW846 6010B
Mercury in Liquid Waste (Manual Cold-Vapor)	SW846 7470A
Semivolatile Organic Compounds by GC/MS	SW846 8270C
Trace Inductively Coupled Plasma (ICP) Metals	SW846 6010B
Volatile Organics by GC/MS	SW846 8260B

References:

SW846 "Test Methods for Evaluating Solid Waste, Physical/Chemical Methods", Third Edition, November 1986 and its updates.

SAMPLE SUMMARY

8K13306 : A8K130306

WO #	SAMPLE#	CLIENT SAMPLE ID	SAMPLED DATE	SAMP TIME
K2WEV	001	GW-017324-111108-NH-001	11/11/08	10:10
K2WFK	002	GW-017324-111108-NH-002	11/11/08	11:30
K2WFN	003	GW-017324-111108-NH-003	11/11/08	14:15
K2WF3	004	GW-017324-111108-NH-004	11/11/08	15:35
K2WGG	005	GW-017324-111108-NH-005	11/11/08	17:15
K2WGN	006	GW-017324-111108-NH-006	11/11/08	17:20
K2WGQ	007	TB-017324-111108-NH-001	11/11/08	18:00
K2WGV	008	GW-017324-111208-NH-007	11/12/08	08:50
K2WG8	009	GW-017324-111208-NH-008	11/12/08	10:25
K2WHF	010	GW-017324-111208-NH-009	11/12/08	11:35
K2WHG	011	GW-017324-111208-NH-010	11/12/08	14:10
K2WHK	012	GW-017324-111208-NH-011	11/12/08	15:25
K2WHM	013	GW-017324-111208-NH-012	11/12/08	16:40
K2WHQ	014	EB-017324-111208-NH-001	11/12/08	12:10
K2WHV	015	TB-017324-111208-NH-002	11/12/08	17:30

NOTE(S):

- The analytical results of the samples listed above are presented on the following pages.
- All calculations are performed before rounding to avoid round-off errors in calculated results.
- Results noted as "ND" were not detected at or above the stated limit.
- This report must not be reproduced, except in full, without the written approval of the laboratory.
- Results for the following parameters are never reported on a dry weight basis: color, corrosivity, density, flashpoint, ignitability, layers, odor, paint filter test, pH, porosity pressure, reactivity, redox potential, specific gravity, spot tests, solids, solubility, temperature, viscosity, and weight.

(Continued on next page)

SAMPLE SUMMARY

8K13306 : A8K140207

WO #	SAMPLE#	CLIENT SAMPLE ID	SAMPLED DATE	SAMP TIME
K20NG	001	GW-017324-111308-NH-013	11/13/08	08:40
K20N8	002	GW-017324-111308-NH-014	11/13/08	09:50
K20PA	003	GW-017324-111308-NH-015	11/13/08	11:00
K20PD	004	GW-017324-111308-NH-016	11/13/08	12:35
K20PJ	005	GW-017324-111308-NH-017	11/13/08	15:15
K20PK	006	GW-017324-111308-NH-018	11/13/08	16:35
K20PL	007	GW-017324-111308-NH-019	11/13/08	17:50
K20PM	008	TB-017324-111308-NH-003	11/13/08	19:00

NOTE(S):

- The analytical results of the samples listed above are presented on the following pages.
- All calculations are performed before rounding to avoid round-off errors in calculated results.
- Results noted as "ND" were not detected at or above the stated limit.
- This report must not be reproduced, except in full, without the written approval of the laboratory.
- Results for the following parameters are never reported on a dry weight basis: color, corrosivity, density, flashpoint, ignitability, layers, odor, paint filter test, pH, porosity pressure, reactivity, redox potential, specific gravity, spot tests, solids, solubility, temperature, viscosity, and weight.

(Continued on next page)

SAMPLE SUMMARY

8K13306 : A8K150155

WO #	SAMPLE#	CLIENT SAMPLE ID	SAMPLED DATE	SAMP TIME
K22H0	001	GW-017324-111408-NH-020	11/14/08	09:00
K22H6	002	GW-017324-111408-NH-021	11/14/08	11:50
K22H7	003	GW-017324-111408-NH-022	11/14/08	14:45
K22H8	004	EB-017324-111408-NH-002	11/14/08	10:50
K22H9	005	TB-017324-111408-NH-004	11/14/08	17:00

NOTE(S):

- The analytical results of the samples listed above are presented on the following pages.
- All calculations are performed before rounding to avoid round-off errors in calculated results.
- Results noted as "ND" were not detected at or above the stated limit.
- This report must not be reproduced, except in full, without the written approval of the laboratory.
- Results for the following parameters are never reported on a dry weight basis: color, corrosivity, density, flashpoint, ignitability, layers, odor, paint filter test, pH, porosity pressure, reactivity, redox potential, specific gravity, spot tests, solids, solubility, temperature, viscosity, and weight.

(Continued on next page)

SAMPLE SUMMARY

8K13306 : A8K180205

WO #	SAMPLE#	CLIENT SAMPLE ID	SAMPLED DATE	SAMP TIME
K26FP	001	GW-017324-111708-NH-023	11/17/08	13:06
K26G7	002	GW-017324-111708-NH-024	11/17/08	14:45
K26HN	003	GW-017324-111708-NH-025	11/17/08	14:50
K26HV	004	GW-017324-111708-NH-026	11/17/08	16:20
K26H4	005	GW-017324-111708-NH-027	11/17/08	18:05
K26H5	006	TB-017324-111708-NH-005	11/17/08	18:30

NOTE(S):

- The analytical results of the samples listed above are presented on the following pages.
- All calculations are performed before rounding to avoid round-off errors in calculated results.
- Results noted as "ND" were not detected at or above the stated limit.
- This report must not be reproduced, except in full, without the written approval of the laboratory.
- Results for the following parameters are never reported on a dry weight basis: color, corrosivity, density, flashpoint, ignitability, layers, odor, paint filter test, pH, porosity pressure, reactivity, redox potential, specific gravity, spot tests, solids, solubility, temperature, viscosity, and weight.

Conestoga-Rovers & Associates, Inc.

Client Sample ID: GW-017324-111108-NH-001

GC/MS Volatiles

Lot-Sample #...: A8K130306-001 **Work Order #...:** K2WEV1AA **Matrix.....:** WG
Date Sampled...: 11/11/08 10:10 **Date Received..:** 11/13/08
Prep Date.....: 11/21/08 **Analysis Date..:** 11/21/08
Prep Batch #...: 8329205
Dilution Factor: 1 **Method.....:** SW846 8260B

PARAMETER	RESULT	REPORTING LIMIT	UNITS	MDL
Acetone	ND	10	ug/L	1.1
Benzene	ND	1.0	ug/L	0.13
Bromodichloromethane	ND	1.0	ug/L	0.15
Bromoform	ND	1.0	ug/L	0.64
Bromomethane	ND	1.0	ug/L	0.41
2-Butanone	ND	10	ug/L	0.57
Carbon disulfide	ND	1.0	ug/L	0.13
Carbon tetrachloride	ND	1.0	ug/L	0.13
Chlorobenzene	ND	1.0	ug/L	0.15
Chloroethane	ND	1.0	ug/L	0.29
Chloroform	ND	1.0	ug/L	0.16
Chloromethane	ND	1.0	ug/L	0.30
Cyclohexane	ND	1.0	ug/L	0.12
Dibromochloromethane	ND	1.0	ug/L	0.18
1,2-Dibromo-3-chloro-propane	ND	2.0	ug/L	0.67
1,2-Dibromoethane	ND	1.0	ug/L	0.24
1,2-Dichlorobenzene	ND	1.0	ug/L	0.13
1,3-Dichlorobenzene	ND	1.0	ug/L	0.14
1,4-Dichlorobenzene	ND	1.0	ug/L	0.13
Dichlorodifluoromethane	ND	1.0	ug/L	0.31
1,1-Dichloroethane	ND	1.0	ug/L	0.15
1,2-Dichloroethane	ND	1.0	ug/L	0.22
1,1-Dichloroethene	ND	1.0	ug/L	0.19
cis-1,2-Dichloroethene	ND	1.0	ug/L	0.17
trans-1,2-Dichloroethene	ND	1.0	ug/L	0.19
1,2-Dichloropropane	ND	1.0	ug/L	0.18
cis-1,3-Dichloropropene	ND	1.0	ug/L	0.14
trans-1,3-Dichloropropene	ND	1.0	ug/L	0.19
Ethylbenzene	ND	1.0	ug/L	0.17
2-Hexanone	ND	10	ug/L	0.41
Isopropylbenzene	ND	1.0	ug/L	0.13
Methyl acetate	ND	10	ug/L	0.38
Methylene chloride	ND	1.0	ug/L	0.33
Methylcyclohexane	ND	1.0	ug/L	0.13
4-Methyl-2-pentanone	ND	10	ug/L	0.32
Methyl tert-butyl ether	ND	5.0	ug/L	0.17
Styrene	ND	1.0	ug/L	0.11
1,1,2,2-Tetrachloroethane	ND	1.0	ug/L	0.18

(Continued on next page)

Conestoga-Rovers & Associates, Inc.

Client Sample ID: GW-017324-111108-NH-001

GC/MS Volatiles

Lot-Sample #...: A8K130306-001 **Work Order #...:** K2WEV1AA **Matrix.....:** WG

PARAMETER	RESULT	REPORTING LIMIT	UNITS	MDL
Tetrachloroethene	ND	1.0	ug/L	0.29
Toluene	ND	1.0	ug/L	0.13
1,2,4-Trichloro-benzene	ND	1.0	ug/L	0.15
1,1,1-Trichloroethane	ND	1.0	ug/L	0.22
1,1,2-Trichloroethane	ND	1.0	ug/L	0.27
Trichloroethene	ND	1.0	ug/L	0.17
Trichlorofluoromethane	ND	1.0	ug/L	0.21
1,1,2-Trichloro-1,2,2-trifluoroethane	ND	1.0	ug/L	0.28
Vinyl chloride	ND	1.0	ug/L	0.22
Xylenes (total)	ND	2.0	ug/L	0.28

SURROGATE	PERCENT RECOVERY	RECOVERY LIMITS
Dibromofluoromethane	118	(73 - 122)
1,2-Dichloroethane-d4	111	(61 - 128)
Toluene-d8	85	(76 - 110)
4-Bromofluorobenzene	81	(74 - 116)

Conestoga-Rovers & Associates, Inc.

Client Sample ID: GW-017324-111108-NH-001

GC/MS Semivolatiles

Lot-Sample #...: A8K130306-001 **Work Order #...:** K2WEV1AC **Matrix.....:** WG
Date Sampled...: 11/11/08 10:10 **Date Received..:** 11/13/08
Prep Date.....: 11/15/08 **Analysis Date..:** 11/18/08
Prep Batch #...: 8320010
Dilution Factor: 1 **Method.....:** SW846 8270C

PARAMETER	RESULT	REPORTING LIMIT	UNITS	MDL
Acenaphthene	ND	0.20	ug/L	0.10
Acenaphthylene	ND	0.20	ug/L	0.10
Acetophenone	ND	1.0	ug/L	0.34
Anthracene	ND	0.20	ug/L	0.10
Atrazine	ND	1.0	ug/L	0.34
Benzo(a)anthracene	ND	0.20	ug/L	0.10
Benzo(a)pyrene	ND	0.20	ug/L	0.10
Benzo(b)fluoranthene	ND	0.20	ug/L	0.10
Benzo(ghi)perylene	ND	0.20	ug/L	0.10
Benzo(k)fluoranthene	ND	0.20	ug/L	0.10
Benzaldehyde	ND	1.0	ug/L	0.39
1,1'-Biphenyl	ND	1.0	ug/L	0.80
bis(2-Chloroethoxy) methane	ND	1.0	ug/L	0.32
bis(2-Chloroethyl)-ether	ND	1.0	ug/L	0.10
bis(2-Ethylhexyl) phthalate	ND	2.0	ug/L	0.80
4-Bromophenyl phenyl ether	ND	2.0	ug/L	0.80
Butyl benzyl phthalate	ND	1.0	ug/L	0.80
Caprolactam	ND	5.0	ug/L	0.80
Carbazole	ND	1.0	ug/L	0.28
4-Chloroaniline	ND	2.0	ug/L	0.80
4-Chloro-3-methylphenol	ND	2.0	ug/L	0.80
2-Chloronaphthalene	ND	1.0	ug/L	0.10
2-Chlorophenol	ND	1.0	ug/L	0.29
4-Chlorophenyl phenyl ether	ND	2.0	ug/L	0.30
Chrysene	ND	0.20	ug/L	0.10
Dibenz(a,h)anthracene	ND	0.20	ug/L	0.10
Dibenzofuran	ND	1.0	ug/L	0.10
3,3'-Dichlorobenzidine	ND	5.0	ug/L	0.37
2,4-Dichlorophenol	ND	2.0	ug/L	0.80
Diethyl phthalate	ND	1.0	ug/L	0.60
2,4-Dimethylphenol	ND	2.0	ug/L	0.80
Dimethyl phthalate	ND	1.0	ug/L	0.29
Di-n-butyl phthalate	ND	1.0	ug/L	0.67
4,6-Dinitro-2-methylphenol	ND	5.0	ug/L	2.4

(Continued on next page)

Conestoga-Rovers & Associates, Inc.

Client Sample ID: GW-017324-111108-NH-001

GC/MS Semivolatiles

Lot-Sample #...: A8K130306-001 **Work Order #...:** K2WEV1AC **Matrix.....:** WG

PARAMETER	RESULT	REPORTING LIMIT	UNITS	MDL
2,4-Dinitrophenol	ND	5.0	ug/L	2.4
2,4-Dinitrotoluene	ND	5.0	ug/L	0.27
2,6-Dinitrotoluene	ND	5.0	ug/L	0.80
Di-n-octyl phthalate	ND	1.0	ug/L	0.80
Fluoranthene	ND	0.20	ug/L	0.10
Fluorene	ND	0.20	ug/L	0.10
Hexachlorobenzene	ND	0.20	ug/L	0.10
Hexachlorobutadiene	ND	1.0	ug/L	0.27
Hexachlorocyclopenta-diene	ND	10	ug/L	0.80
Hexachloroethane	ND	1.0	ug/L	0.80
Indeno(1,2,3-cd)pyrene	ND	0.20	ug/L	0.10
Isophorone	ND	1.0	ug/L	0.27
2-Methylnaphthalene	ND	0.20	ug/L	0.10
2-Methylphenol	ND	1.0	ug/L	0.80
4-Methylphenol	ND	1.0	ug/L	0.80
Naphthalene	ND	0.20	ug/L	0.10
2-Nitroaniline	ND	2.0	ug/L	0.80
3-Nitroaniline	ND	2.0	ug/L	0.28
4-Nitroaniline	ND	2.0	ug/L	0.80
Nitrobenzene	ND	1.0	ug/L	0.040
2-Nitrophenol	ND	2.0	ug/L	0.28
4-Nitrophenol	ND	5.0	ug/L	2.4
N-Nitrosodi-n-propyl-amine	ND	1.0	ug/L	0.80
N-Nitrosodiphenylamine	ND	1.0	ug/L	0.31
2,2'-oxybis (1-Chloropropane)	ND	1.0	ug/L	0.40
Pentachlorophenol	ND	5.0	ug/L	2.4
Phenanthrene	ND	0.20	ug/L	0.10
Phenol	ND	1.0	ug/L	0.60
Pyrene	ND	0.20	ug/L	0.10
2,4,5-Trichloro-phenol	ND	5.0	ug/L	0.30
2,4,6-Trichloro-phenol	ND	5.0	ug/L	0.80

SURROGATE	PERCENT RECOVERY	RECOVERY LIMITS
Nitrobenzene-d5	63	(27 - 111)
2-Fluorobiphenyl	56	(28 - 110)
Terphenyl-d14	81	(37 - 119)
Phenol-d5	65	(10 - 110)
2-Fluorophenol	59	(10 - 110)
2,4,6-Tribromophenol	61	(22 - 120)

Conestoga-Rovers & Associates, Inc.

Client Sample ID: GW-017324-111108-NH-001

TOTAL Metals

Lot-Sample #...: A8K130306-001 **Matrix.....:** WG
Date Sampled...: 11/11/08 10:10 **Date Received..:** 11/13/08

PARAMETER	RESULT	REPORTING LIMIT	UNITS	METHOD	PREPARATION-ANALYSIS DATE	WORK ORDER #
Prep Batch #...: 8319022						
Arsenic	**29.7**	**10.0**	**ug/L**	**SW846 6010B**	**11/14-11/19/08**	**K2WEV1AH**
		Dilution Factor: 1		MDL.....: 3.2		
Barium	ND	200	ug/L	SW846 6010B	11/14-11/19/08	K2WEV1AD
		Dilution Factor: 1		MDL.....: 0.67		
Cadmium	ND	5.0	ug/L	SW846 6010B	11/14-11/19/08	K2WEV1AE
		Dilution Factor: 1		MDL.....: 0.66		
Lead	ND	3.0	ug/L	SW846 6010B	11/14-11/19/08	K2WEV1AJ
		Dilution Factor: 1		MDL.....: 1.9		
Chromium	ND	10.0	ug/L	SW846 6010B	11/14-11/19/08	K2WEV1AF
		Dilution Factor: 1		MDL.....: 2.2		
Selenium	ND	5.0	ug/L	SW846 6010B	11/14-11/19/08	K2WEV1AK
		Dilution Factor: 1		MDL.....: 4.1		
Silver	ND	10.0	ug/L	SW846 6010B	11/14-11/19/08	K2WEV1AG
		Dilution Factor: 1		MDL.....: 2.2		
Mercury	ND	0.20	ug/L	SW846 7470A	11/14-11/17/08	K2WEV1AL
		Dilution Factor: 1		MDL.....: 0.12		

Conestoga-Rovers & Associates, Inc.

Client Sample ID: GW-017324-111108-NH-001

DISSOLVED Metals

Lot-Sample #...: A8K130306-001 **Matrix.....:** WG
Date Sampled...: 11/11/08 10:10 **Date Received..:** 11/13/08

PARAMETER	RESULT	REPORTING LIMIT	UNITS	METHOD	PREPARATION-ANALYSIS DATE	WORK ORDER #
Prep Batch #...: 8319022						
Arsenic	ND	10.0	ug/L	SW846 6010B	11/14-11/19/08	K2WEV1AR
		Dilution Factor: 1		MDL.....: 3.2		
Barium	ND	200	ug/L	SW846 6010B	11/14-11/19/08	K2WEV1AM
		Dilution Factor: 1		MDL.....: 0.67		
Cadmium	ND	5.0	ug/L	SW846 6010B	11/14-11/19/08	K2WEV1AN
		Dilution Factor: 1		MDL.....: 0.66		
Lead	ND	3.0	ug/L	SW846 6010B	11/14-11/19/08	K2WEV1AT
		Dilution Factor: 1		MDL.....: 1.9		
Chromium	ND	10.0	ug/L	SW846 6010B	11/14-11/19/08	K2WEV1AP
		Dilution Factor: 1		MDL.....: 2.2		
Selenium	ND	5.0	ug/L	SW846 6010B	11/14-11/19/08	K2WEV1AU
		Dilution Factor: 1		MDL.....: 4.1		
Silver	ND	10.0	ug/L	SW846 6010B	11/14-11/19/08	K2WEV1AQ
		Dilution Factor: 1		MDL.....: 2.2		
Mercury	ND	0.20	ug/L	SW846 7470A	11/14-11/17/08	K2WEV1AV
		Dilution Factor: 1		MDL.....: 0.12		

Conestoga-Rovers & Associates, Inc.

Client Sample ID: GW-017324-111108-NH-002

GC/MS Volatiles

Lot-Sample #...: A8K130306-002 **Work Order #...:** K2WFK1AA **Matrix.....:** WG
Date Sampled...: 11/11/08 11:30 **Date Received..:** 11/13/08
Prep Date.....: 11/21/08 **Analysis Date..:** 11/21/08
Prep Batch #...: 8329205
Dilution Factor: 1 **Method.....:** SW846 8260B

PARAMETER	RESULT	REPORTING LIMIT	UNITS	MDL
Acetone	ND	10	ug/L	1.1
Benzene	ND	1.0	ug/L	0.13
Bromodichloromethane	ND	1.0	ug/L	0.15
Bromoform	ND	1.0	ug/L	0.64
Bromomethane	ND	1.0	ug/L	0.41
2-Butanone	ND	10	ug/L	0.57
Carbon disulfide	ND	1.0	ug/L	0.13
Carbon tetrachloride	ND	1.0	ug/L	0.13
Chlorobenzene	ND	1.0	ug/L	0.15
Chloroethane	ND	1.0	ug/L	0.29
Chloroform	ND	1.0	ug/L	0.16
Chloromethane	ND	1.0	ug/L	0.30
Cyclohexane	ND	1.0	ug/L	0.12
Dibromochloromethane	ND	1.0	ug/L	0.18
1,2-Dibromo-3-chloro-propane	ND	2.0	ug/L	0.67
1,2-Dibromoethane	ND	1.0	ug/L	0.24
1,2-Dichlorobenzene	ND	1.0	ug/L	0.13
1,3-Dichlorobenzene	ND	1.0	ug/L	0.14
1,4-Dichlorobenzene	ND	1.0	ug/L	0.13
Dichlorodifluoromethane	ND	1.0	ug/L	0.31
1,1-Dichloroethane	ND	1.0	ug/L	0.15
1,2-Dichloroethane	ND	1.0	ug/L	0.22
1,1-Dichloroethene	ND	1.0	ug/L	0.19
cis-1,2-Dichloroethene	ND	1.0	ug/L	0.17
trans-1,2-Dichloroethene	ND	1.0	ug/L	0.19
1,2-Dichloropropane	ND	1.0	ug/L	0.18
cis-1,3-Dichloropropene	ND	1.0	ug/L	0.14
trans-1,3-Dichloropropene	ND	1.0	ug/L	0.19
Ethylbenzene	ND	1.0	ug/L	0.17
2-Hexanone	ND	10	ug/L	0.41
Isopropylbenzene	ND	1.0	ug/L	0.13
Methyl acetate	ND	10	ug/L	0.38
Methylene chloride	ND	1.0	ug/L	0.33
Methylcyclohexane	ND	1.0	ug/L	0.13
4-Methyl-2-pentanone	ND	10	ug/L	0.32
Methyl tert-butyl ether	ND	5.0	ug/L	0.17
Styrene	ND	1.0	ug/L	0.11
1,1,2,2-Tetrachloroethane	ND	1.0	ug/L	0.18

(Continued on next page)

Conestoga-Rovers & Associates, Inc.

Client Sample ID: GW-017324-111108-NH-002

GC/MS Volatiles

Lot-Sample #...: A8K130306-002 **Work Order #...:** K2WFK1AA **Matrix.....:** WG

PARAMETER	RESULT	REPORTING LIMIT	UNITS	MDL
Tetrachloroethene	ND	1.0	ug/L	0.29
Toluene	ND	1.0	ug/L	0.13
1,2,4-Trichloro-benzene	ND	1.0	ug/L	0.15
1,1,1-Trichloroethane	ND	1.0	ug/L	0.22
1,1,2-Trichloroethane	ND	1.0	ug/L	0.27
Trichloroethene	ND	1.0	ug/L	0.17
Trichlorofluoromethane	ND	1.0	ug/L	0.21
1,1,2-Trichloro-1,2,2-trifluoroethane	ND	1.0	ug/L	0.28
Vinyl chloride	**12**	**1.0**	**ug/L**	**0.22**
Xylenes (total)	ND	2.0	ug/L	0.28

SURROGATE	PERCENT RECOVERY	RECOVERY LIMITS
Dibromofluoromethane	117	(73 - 122)
1,2-Dichloroethane-d4	106	(61 - 128)
Toluene-d8	85	(76 - 110)
4-Bromofluorobenzene	79	(74 - 116)

Conestoga-Rovers & Associates, Inc.

Client Sample ID: GW-017324-111108-NH-002

GC/MS Semivolatiles

Lot-Sample #...: A8K130306-002 **Work Order #...:** K2WFK1AC **Matrix.....:** WG
Date Sampled...: 11/11/08 11:30 **Date Received..:** 11/13/08
Prep Date.....: 11/15/08 **Analysis Date..:** 11/18/08
Prep Batch #...: 8320010
Dilution Factor: 1 **Method.....:** SW846 8270C

PARAMETER	RESULT	REPORTING LIMIT	UNITS	MDL
Acenaphthene	ND	0.20	ug/L	0.10
Acenaphthylene	ND	0.20	ug/L	0.10
Acetophenone	ND	1.0	ug/L	0.34
Anthracene	ND	0.20	ug/L	0.10
Atrazine	ND	1.0	ug/L	0.34
Benzo(a)anthracene	ND	0.20	ug/L	0.10
Benzo(a)pyrene	ND	0.20	ug/L	0.10
Benzo(b)fluoranthene	ND	0.20	ug/L	0.10
Benzo(ghi)perylene	ND	0.20	ug/L	0.10
Benzo(k)fluoranthene	ND	0.20	ug/L	0.10
Benzaldehyde	ND	1.0	ug/L	0.39
1,1'-Biphenyl	ND	1.0	ug/L	0.80
bis(2-Chloroethoxy) methane	ND	1.0	ug/L	0.32
bis(2-Chloroethyl)-ether	ND	1.0	ug/L	0.10
bis(2-Ethylhexyl) phthalate	**2.9 B**	**2.0**	**ug/L**	**0.80**
4-Bromophenyl phenyl ether	ND	2.0	ug/L	0.80
Butyl benzyl phthalate	ND	1.0	ug/L	0.80
Caprolactam	ND	5.0	ug/L	0.80
Carbazole	ND	1.0	ug/L	0.28
4-Chloroaniline	ND	2.0	ug/L	0.80
4-Chloro-3-methylphenol	ND	2.0	ug/L	0.80
2-Chloronaphthalene	ND	1.0	ug/L	0.10
2-Chlorophenol	ND	1.0	ug/L	0.29
4-Chlorophenyl phenyl ether	ND	2.0	ug/L	0.30
Chrysene	ND	0.20	ug/L	0.10
Dibenz(a,h)anthracene	ND	0.20	ug/L	0.10
Dibenzofuran	ND	1.0	ug/L	0.10
3,3'-Dichlorobenzidine	ND	5.0	ug/L	0.37
2,4-Dichlorophenol	ND	2.0	ug/L	0.80
Diethyl phthalate	ND	1.0	ug/L	0.60
2,4-Dimethylphenol	ND	2.0	ug/L	0.80
Dimethyl phthalate	ND	1.0	ug/L	0.29
Di-n-butyl phthalate	ND	1.0	ug/L	0.67
4,6-Dinitro-2-methylphenol	ND	5.0	ug/L	2.4

(Continued on next page)

Conestoga-Rovers & Associates, Inc.

Client Sample ID: GW-017324-111108-NH-002

GC/MS Semivolatiles

Lot-Sample #...: A8K130306-002 **Work Order #...:** K2WFK1AC **Matrix.....:** WG

PARAMETER	RESULT	REPORTING LIMIT	UNITS	MDL
2,4-Dinitrophenol	ND	5.0	ug/L	2.4
2,4-Dinitrotoluene	ND	5.0	ug/L	0.27
2,6-Dinitrotoluene	ND	5.0	ug/L	0.80
Di-n-octyl phthalate	ND	1.0	ug/L	0.80
Fluoranthene	ND	0.20	ug/L	0.10
Fluorene	ND	0.20	ug/L	0.10
Hexachlorobenzene	ND	0.20	ug/L	0.10
Hexachlorobutadiene	ND	1.0	ug/L	0.27
Hexachlorocyclopenta-diene	ND	10	ug/L	0.80
Hexachloroethane	ND	1.0	ug/L	0.80
Indeno(1,2,3-cd)pyrene	ND	0.20	ug/L	0.10
Isophorone	ND	1.0	ug/L	0.27
2-Methylnaphthalene	ND	0.20	ug/L	0.10
2-Methylphenol	ND	1.0	ug/L	0.80
4-Methylphenol	ND	1.0	ug/L	0.80
Naphthalene	ND	0.20	ug/L	0.10
2-Nitroaniline	ND	2.0	ug/L	0.80
3-Nitroaniline	ND	2.0	ug/L	0.28
4-Nitroaniline	ND	2.0	ug/L	0.80
Nitrobenzene	ND	1.0	ug/L	0.040
2-Nitrophenol	ND	2.0	ug/L	0.28
4-Nitrophenol	ND	5.0	ug/L	2.4
N-Nitrosodi-n-propyl-amine	ND	1.0	ug/L	0.80
N-Nitrosodiphenylamine	ND	1.0	ug/L	0.31
2,2'-oxybis (1-Chloropropane)	ND	1.0	ug/L	0.40
Pentachlorophenol	ND	5.0	ug/L	2.4
Phenanthrene	ND	0.20	ug/L	0.10
Phenol	ND	1.0	ug/L	0.60
Pyrene	ND	0.20	ug/L	0.10
2,4,5-Trichloro-phenol	ND	5.0	ug/L	0.30
2,4,6-Trichloro-phenol	ND	5.0	ug/L	0.80

SURROGATE	PERCENT RECOVERY	RECOVERY LIMITS
Nitrobenzene-d5	64	(27 - 111)
2-Fluorobiphenyl	58	(28 - 110)
Terphenyl-d14	82	(37 - 119)
Phenol-d5	68	(10 - 110)
2-Fluorophenol	66	(10 - 110)
2,4,6-Tribromophenol	68	(22 - 120)

(Continued on next page)

Conestoga-Rovers & Associates, Inc.

Client Sample ID: GW-017324-111108-NH-002

GC/MS Semivolatiles

Lot-Sample #...: A8K130306-002 **Work Order #...:** K2WFK1AC **Matrix.....:** WG

NOTE(S):

B Method blank contamination. The associated method blank contains the target analyte at a reportable level.

Conestoga-Rovers & Associates, Inc.

Client Sample ID: GW-017324-111108-NH-002

TOTAL Metals

Lot-Sample #...: A8K130306-002 **Matrix.....:** WG
Date Sampled...: 11/11/08 11:30 **Date Received..:** 11/13/08

PARAMETER	RESULT	REPORTING LIMIT	UNITS	METHOD	PREPARATION-ANALYSIS DATE	WORK ORDER #
Prep Batch #...: 8319022						
Arsenic	ND	10.0	ug/L	SW846 6010B	11/14-11/19/08	K2WFK1AH
		Dilution Factor: 1		MDL.....: 3.2		
Barium	ND	200	ug/L	SW846 6010B	11/14-11/19/08	K2WFK1AD
		Dilution Factor: 1		MDL.....: 0.67		
Cadmium	ND	5.0	ug/L	SW846 6010B	11/14-11/19/08	K2WFK1AE
		Dilution Factor: 1		MDL.....: 0.66		
Lead	ND	3.0	ug/L	SW846 6010B	11/14-11/19/08	K2WFK1AJ
		Dilution Factor: 1		MDL.....: 1.9		
Chromium	ND	10.0	ug/L	SW846 6010B	11/14-11/19/08	K2WFK1AF
		Dilution Factor: 1		MDL.....: 2.2		
Selenium	ND	5.0	ug/L	SW846 6010B	11/14-11/19/08	K2WFK1AK
		Dilution Factor: 1		MDL.....: 4.1		
Silver	ND	10.0	ug/L	SW846 6010B	11/14-11/19/08	K2WFK1AG
		Dilution Factor: 1		MDL.....: 2.2		
Mercury	ND	0.20	ug/L	SW846 7470A	11/14-11/17/08	K2WFK1AL
		Dilution Factor: 1		MDL.....: 0.12		

Conestoga-Rovers & Associates, Inc.

Client Sample ID: GW-017324-111108-NH-002

DISSOLVED Metals

Lot-Sample #...: A8K130306-002 **Matrix.....:** WG
Date Sampled...: 11/11/08 11:30 **Date Received..:** 11/13/08

PARAMETER	RESULT	REPORTING LIMIT	UNITS	METHOD	PREPARATION-ANALYSIS DATE	WORK ORDER #
Prep Batch #...: 8319022						
Arsenic	ND	10.0	ug/L	SW846 6010B	11/14-11/19/08	K2WFK1AR
		Dilution Factor: 1		MDL.....: 3.2		
Barium	ND	200	ug/L	SW846 6010B	11/14-11/19/08	K2WFK1AM
		Dilution Factor: 1		MDL.....: 0.67		
Cadmium	ND	5.0	ug/L	SW846 6010B	11/14-11/19/08	K2WFK1AN
		Dilution Factor: 1		MDL.....: 0.66		
Lead	ND	3.0	ug/L	SW846 6010B	11/14-11/19/08	K2WFK1AT
		Dilution Factor: 1		MDL.....: 1.9		
Chromium	ND	10.0	ug/L	SW846 6010B	11/14-11/19/08	K2WFK1AP
		Dilution Factor: 1		MDL.....: 2.2		
Selenium	ND	5.0	ug/L	SW846 6010B	11/14-11/19/08	K2WFK1AU
		Dilution Factor: 1		MDL.....: 4.1		
Silver	ND	10.0	ug/L	SW846 6010B	11/14-11/19/08	K2WFK1AQ
		Dilution Factor: 1		MDL.....: 2.2		
Mercury	ND	0.20	ug/L	SW846 7470A	11/14-11/17/08	K2WFK1AV
		Dilution Factor: 1		MDL.....: 0.12		

Conestoga-Rovers & Associates, Inc.

Client Sample ID: GW-017324-111108-NH-003

GC/MS Volatiles

Lot-Sample #...: A8K130306-003 **Work Order #...:** K2WFN1AA **Matrix.....:** WG
Date Sampled...: 11/11/08 14:15 **Date Received..:** 11/13/08
Prep Date.....: 11/21/08 **Analysis Date..:** 11/21/08
Prep Batch #...: 8329205
Dilution Factor: 1 **Method.....:** SW846 8260B

PARAMETER	RESULT	REPORTING LIMIT	UNITS	MDL
Acetone	ND	10	ug/L	1.1
Benzene	ND	1.0	ug/L	0.13
Bromodichloromethane	ND	1.0	ug/L	0.15
Bromoform	ND	1.0	ug/L	0.64
Bromomethane	ND	1.0	ug/L	0.41
2-Butanone	ND	10	ug/L	0.57
Carbon disulfide	ND	1.0	ug/L	0.13
Carbon tetrachloride	ND	1.0	ug/L	0.13
Chlorobenzene	ND	1.0	ug/L	0.15
Chloroethane	ND	1.0	ug/L	0.29
Chloroform	ND	1.0	ug/L	0.16
Chloromethane	ND	1.0	ug/L	0.30
Cyclohexane	ND	1.0	ug/L	0.12
Dibromochloromethane	ND	1.0	ug/L	0.18
1,2-Dibromo-3-chloro-propane	ND	2.0	ug/L	0.67
1,2-Dibromoethane	ND	1.0	ug/L	0.24
1,2-Dichlorobenzene	ND	1.0	ug/L	0.13
1,3-Dichlorobenzene	ND	1.0	ug/L	0.14
1,4-Dichlorobenzene	ND	1.0	ug/L	0.13
Dichlorodifluoromethane	ND	1.0	ug/L	0.31
1,1-Dichloroethane	ND	1.0	ug/L	0.15
1,2-Dichloroethane	ND	1.0	ug/L	0.22
1,1-Dichloroethene	ND	1.0	ug/L	0.19
cis-1,2-Dichloroethene	ND	1.0	ug/L	0.17
trans-1,2-Dichloroethene	ND	1.0	ug/L	0.19
1,2-Dichloropropane	ND	1.0	ug/L	0.18
cis-1,3-Dichloropropene	ND	1.0	ug/L	0.14
trans-1,3-Dichloropropene	ND	1.0	ug/L	0.19
Ethylbenzene	ND	1.0	ug/L	0.17
2-Hexanone	ND	10	ug/L	0.41
Isopropylbenzene	ND	1.0	ug/L	0.13
Methyl acetate	ND	10	ug/L	0.38
Methylene chloride	ND	1.0	ug/L	0.33
Methylcyclohexane	ND	1.0	ug/L	0.13
4-Methyl-2-pentanone	ND	10	ug/L	0.32
Methyl tert-butyl ether	ND	5.0	ug/L	0.17
Styrene	ND	1.0	ug/L	0.11
1,1,2,2-Tetrachloroethane	ND	1.0	ug/L	0.18

(Continued on next page)

Conestoga-Rovers & Associates, Inc.

Client Sample ID: GW-017324-111108-NH-003

GC/MS Volatiles

Lot-Sample #...: A8K130306-003 **Work Order #...:** K2WFN1AA **Matrix.....:** WG

PARAMETER	RESULT	REPORTING LIMIT	UNITS	MDL
Tetrachloroethene	ND	1.0	ug/L	0.29
Toluene	ND	1.0	ug/L	0.13
1,2,4-Trichloro-benzene	ND	1.0	ug/L	0.15
1,1,1-Trichloroethane	ND	1.0	ug/L	0.22
1,1,2-Trichloroethane	ND	1.0	ug/L	0.27
Trichloroethene	**1.1**	**1.0**	**ug/L**	**0.17**
Trichlorofluoromethane	ND	1.0	ug/L	0.21
1,1,2-Trichloro-1,2,2-trifluoroethane	ND	1.0	ug/L	0.28
Vinyl chloride	ND	1.0	ug/L	0.22
Xylenes (total)	ND	2.0	ug/L	0.28

SURROGATE	PERCENT RECOVERY	RECOVERY LIMITS
Dibromofluoromethane	120	(73 - 122)
1,2-Dichloroethane-d4	112	(61 - 128)
Toluene-d8	86	(76 - 110)
4-Bromofluorobenzene	78	(74 - 116)

Conestoga-Rovers & Associates, Inc.

Client Sample ID: GW-017324-111108-NH-003

GC/MS Semivolatiles

Lot-Sample #...: A8K130306-003 **Work Order #...:** K2WFN1AC **Matrix.....:** WG
Date Sampled...: 11/11/08 14:15 **Date Received..:** 11/13/08
Prep Date.....: 11/15/08 **Analysis Date..:** 11/18/08
Prep Batch #...: 8320010
Dilution Factor: 1 **Method.....:** SW846 8270C

PARAMETER	RESULT	REPORTING LIMIT	UNITS	MDL
Acenaphthene	ND	0.20	ug/L	0.10
Acenaphthylene	ND	0.20	ug/L	0.10
Acetophenone	ND	1.0	ug/L	0.34
Anthracene	ND	0.20	ug/L	0.10
Atrazine	ND	1.0	ug/L	0.34
Benzo(a)anthracene	ND	0.20	ug/L	0.10
Benzo(a)pyrene	ND	0.20	ug/L	0.10
Benzo(b)fluoranthene	ND	0.20	ug/L	0.10
Benzo(ghi)perylene	ND	0.20	ug/L	0.10
Benzo(k)fluoranthene	ND	0.20	ug/L	0.10
Benzaldehyde	ND	1.0	ug/L	0.39
1,1'-Biphenyl	ND	1.0	ug/L	0.80
bis(2-Chloroethoxy) methane	ND	1.0	ug/L	0.32
bis(2-Chloroethyl)-ether	ND	1.0	ug/L	0.10
bis(2-Ethylhexyl) phthalate	**2.2 B**	**2.0**	**ug/L**	**0.80**
4-Bromophenyl phenyl ether	ND	2.0	ug/L	0.80
Butyl benzyl phthalate	ND	1.0	ug/L	0.80
Caprolactam	ND	5.0	ug/L	0.80
Carbazole	ND	1.0	ug/L	0.28
4-Chloroaniline	ND	2.0	ug/L	0.80
4-Chloro-3-methylphenol	ND	2.0	ug/L	0.80
2-Chloronaphthalene	ND	1.0	ug/L	0.10
2-Chlorophenol	ND	1.0	ug/L	0.29
4-Chlorophenyl phenyl ether	ND	2.0	ug/L	0.30
Chrysene	ND	0.20	ug/L	0.10
Dibenz(a,h)anthracene	ND	0.20	ug/L	0.10
Dibenzofuran	ND	1.0	ug/L	0.10
3,3'-Dichlorobenzidine	ND	5.0	ug/L	0.37
2,4-Dichlorophenol	ND	2.0	ug/L	0.80
Diethyl phthalate	ND	1.0	ug/L	0.60
2,4-Dimethylphenol	ND	2.0	ug/L	0.80
Dimethyl phthalate	ND	1.0	ug/L	0.29
Di-n-butyl phthalate	ND	1.0	ug/L	0.67
4,6-Dinitro-2-methylphenol	ND	5.0	ug/L	2.4

(Continued on next page)

Conestoga-Rovers & Associates, Inc.

Client Sample ID: GW-017324-111108-NH-003

GC/MS Semivolatiles

Lot-Sample #...: A8K130306-003 **Work Order #...:** K2WFN1AC **Matrix.....:** WG

PARAMETER	RESULT	REPORTING LIMIT	UNITS	MDL
2,4-Dinitrophenol	ND	5.0	ug/L	2.4
2,4-Dinitrotoluene	ND	5.0	ug/L	0.27
2,6-Dinitrotoluene	ND	5.0	ug/L	0.80
Di-n-octyl phthalate	ND	1.0	ug/L	0.80
Fluoranthene	ND	0.20	ug/L	0.10
Fluorene	ND	0.20	ug/L	0.10
Hexachlorobenzene	ND	0.20	ug/L	0.10
Hexachlorobutadiene	ND	1.0	ug/L	0.27
Hexachlorocyclopenta-diene	ND	10	ug/L	0.80
Hexachloroethane	ND	1.0	ug/L	0.80
Indeno(1,2,3-cd)pyrene	ND	0.20	ug/L	0.10
Isophorone	ND	1.0	ug/L	0.27
2-Methylnaphthalene	ND	0.20	ug/L	0.10
2-Methylphenol	ND	1.0	ug/L	0.80
4-Methylphenol	ND	1.0	ug/L	0.80
Naphthalene	ND	0.20	ug/L	0.10
2-Nitroaniline	ND	2.0	ug/L	0.80
3-Nitroaniline	ND	2.0	ug/L	0.28
4-Nitroaniline	ND	2.0	ug/L	0.80
Nitrobenzene	ND	1.0	ug/L	0.040
2-Nitrophenol	ND	2.0	ug/L	0.28
4-Nitrophenol	ND	5.0	ug/L	2.4
N-Nitrosodi-n-propyl-amine	ND	1.0	ug/L	0.80
N-Nitrosodiphenylamine	ND	1.0	ug/L	0.31
2,2'-oxybis (1-Chloropropane)	ND	1.0	ug/L	0.40
Pentachlorophenol	ND	5.0	ug/L	2.4
Phenanthrene	ND	0.20	ug/L	0.10
Phenol	ND	1.0	ug/L	0.60
Pyrene	ND	0.20	ug/L	0.10
2,4,5-Trichloro-phenol	ND	5.0	ug/L	0.30
2,4,6-Trichloro-phenol	ND	5.0	ug/L	0.80

SURROGATE	PERCENT RECOVERY	RECOVERY LIMITS
Nitrobenzene-d5	67	(27 - 111)
2-Fluorobiphenyl	58	(28 - 110)
Terphenyl-d14	88	(37 - 119)
Phenol-d5	67	(10 - 110)
2-Fluorophenol	62	(10 - 110)
2,4,6-Tribromophenol	69	(22 - 120)

(Continued on next page)

Conestoga-Rovers & Associates, Inc.

Client Sample ID: GW-017324-111108-NH-003

GC/MS Semivolatiles

Lot-Sample #...: A8K130306-003 **Work Order #...:** K2WFN1AC **Matrix.....:** WG

NOTE(S):

B Method blank contamination. The associated method blank contains the target analyte at a reportable level.

Conestoga-Rovers & Associates, Inc.

Client Sample ID: GW-017324-111108-NH-003

TOTAL Metals

Lot-Sample #...: A8K130306-003 **Matrix.....:** WG
Date Sampled...: 11/11/08 14:15 **Date Received..:** 11/13/08

PARAMETER	RESULT	REPORTING LIMIT	UNITS	METHOD	PREPARATION-ANALYSIS DATE	WORK ORDER #
Prep Batch #...: 8319022						
Arsenic	ND	10.0	ug/L	SW846 6010B	11/14-11/19/08	K2WFN1AH
		Dilution Factor: 1		MDL.....: 3.2		
Barium	ND	200	ug/L	SW846 6010B	11/14-11/19/08	K2WFN1AD
		Dilution Factor: 1		MDL.....: 0.67		
Cadmium	ND	5.0	ug/L	SW846 6010B	11/14-11/19/08	K2WFN1AE
		Dilution Factor: 1		MDL.....: 0.66		
Lead	ND	3.0	ug/L	SW846 6010B	11/14-11/19/08	K2WFN1AJ
		Dilution Factor: 1		MDL.....: 1.9		
Chromium	ND	10.0	ug/L	SW846 6010B	11/14-11/19/08	K2WFN1AF
		Dilution Factor: 1		MDL.....: 2.2		
Selenium	ND	5.0	ug/L	SW846 6010B	11/14-11/19/08	K2WFN1AK
		Dilution Factor: 1		MDL.....: 4.1		
Silver	ND	10.0	ug/L	SW846 6010B	11/14-11/19/08	K2WFN1AG
		Dilution Factor: 1		MDL.....: 2.2		
Mercury	ND	0.20	ug/L	SW846 7470A	11/14-11/17/08	K2WFN1AL
		Dilution Factor: 1		MDL.....: 0.12		

Conestoga-Rovers & Associates, Inc.

Client Sample ID: GW-017324-111108-NH-003

DISSOLVED Metals

Lot-Sample #...: A8K130306-003 **Matrix.....:** WG
Date Sampled...: 11/11/08 14:15 **Date Received..:** 11/13/08

PARAMETER	RESULT	REPORTING LIMIT	UNITS	METHOD	PREPARATION-ANALYSIS DATE	WORK ORDER #
Prep Batch #...: 8319022						
Arsenic	ND	10.0	ug/L	SW846 6010B	11/14-11/19/08	K2WFN1AR
		Dilution Factor: 1		MDL.....: 3.2		
Barium	ND	200	ug/L	SW846 6010B	11/14-11/19/08	K2WFN1AM
		Dilution Factor: 1		MDL.....: 0.67		
Cadmium	ND	5.0	ug/L	SW846 6010B	11/14-11/19/08	K2WFN1AN
		Dilution Factor: 1		MDL.....: 0.66		
Lead	ND	3.0	ug/L	SW846 6010B	11/14-11/19/08	K2WFN1AT
		Dilution Factor: 1		MDL.....: 1.9		
Chromium	ND	10.0	ug/L	SW846 6010B	11/14-11/19/08	K2WFN1AP
		Dilution Factor: 1		MDL.....: 2.2		
Selenium	ND	5.0	ug/L	SW846 6010B	11/14-11/19/08	K2WFN1AU
		Dilution Factor: 1		MDL.....: 4.1		
Silver	ND	10.0	ug/L	SW846 6010B	11/14-11/19/08	K2WFN1AQ
		Dilution Factor: 1		MDL.....: 2.2		
Mercury	ND	0.20	ug/L	SW846 7470A	11/14-11/17/08	K2WFN1AV
		Dilution Factor: 1		MDL.....: 0.12		

Conestoga-Rovers & Associates, Inc.

Client Sample ID: GW-017324-111108-NH-004

GC/MS Volatiles

Lot-Sample #...: A8K130306-004 **Work Order #...:** K2WF31AA **Matrix.....:** WG
Date Sampled...: 11/11/08 15:35 **Date Received..:** 11/13/08
Prep Date.....: 11/21/08 **Analysis Date..:** 11/21/08
Prep Batch #...: 8329205
Dilution Factor: 1 **Method.....:** SW846 8260B

PARAMETER	RESULT	REPORTING LIMIT	UNITS	MDL
Acetone	ND	10	ug/L	1.1
Benzene	ND	1.0	ug/L	0.13
Bromodichloromethane	ND	1.0	ug/L	0.15
Bromoform	ND	1.0	ug/L	0.64
Bromomethane	ND	1.0	ug/L	0.41
2-Butanone	ND	10	ug/L	0.57
Carbon disulfide	ND	1.0	ug/L	0.13
Carbon tetrachloride	ND	1.0	ug/L	0.13
Chlorobenzene	ND	1.0	ug/L	0.15
Chloroethane	ND	1.0	ug/L	0.29
Chloroform	ND	1.0	ug/L	0.16
Chloromethane	ND	1.0	ug/L	0.30
Cyclohexane	ND	1.0	ug/L	0.12
Dibromochloromethane	ND	1.0	ug/L	0.18
1,2-Dibromo-3-chloro-propane	ND	2.0	ug/L	0.67
1,2-Dibromoethane	ND	1.0	ug/L	0.24
1,2-Dichlorobenzene	ND	1.0	ug/L	0.13
1,3-Dichlorobenzene	ND	1.0	ug/L	0.14
1,4-Dichlorobenzene	ND	1.0	ug/L	0.13
Dichlorodifluoromethane	ND	1.0	ug/L	0.31
1,1-Dichloroethane	**2.6**	**1.0**	**ug/L**	**0.15**
1,2-Dichloroethane	ND	1.0	ug/L	0.22
1,1-Dichloroethene	ND	1.0	ug/L	0.19
cis-1,2-Dichloroethene	**26**	**1.0**	**ug/L**	**0.17**
trans-1,2-Dichloroethene	**12**	**1.0**	**ug/L**	**0.19**
1,2-Dichloropropane	ND	1.0	ug/L	0.18
cis-1,3-Dichloropropene	ND	1.0	ug/L	0.14
trans-1,3-Dichloropropene	ND	1.0	ug/L	0.19
Ethylbenzene	ND	1.0	ug/L	0.17
2-Hexanone	ND	10	ug/L	0.41
Isopropylbenzene	ND	1.0	ug/L	0.13
Methyl acetate	ND	10	ug/L	0.38
Methylene chloride	ND	1.0	ug/L	0.33
Methylcyclohexane	ND	1.0	ug/L	0.13
4-Methyl-2-pentanone	ND	10	ug/L	0.32
Methyl tert-butyl ether	ND	5.0	ug/L	0.17
Styrene	ND	1.0	ug/L	0.11
1,1,2,2-Tetrachloroethane	ND	1.0	ug/L	0.18

(Continued on next page)

Conestoga-Rovers & Associates, Inc.

Client Sample ID: GW-017324-111108-NH-004

GC/MS Volatiles

Lot-Sample #...: A8K130306-004 **Work Order #...:** K2WF31AA **Matrix.....:** WG

PARAMETER	RESULT	REPORTING LIMIT	UNITS	MDL
Tetrachloroethene	ND	1.0	ug/L	0.29
Toluene	ND	1.0	ug/L	0.13
1,2,4-Trichloro-benzene	ND	1.0	ug/L	0.15
1,1,1-Trichloroethane	ND	1.0	ug/L	0.22
1,1,2-Trichloroethane	ND	1.0	ug/L	0.27
Trichloroethene	**5.8**	**1.0**	**ug/L**	**0.17**
Trichlorofluoromethane	ND	1.0	ug/L	0.21
1,1,2-Trichloro-1,2,2-trifluoroethane	ND	1.0	ug/L	0.28
Vinyl chloride	**1.3**	**1.0**	**ug/L**	**0.22**
Xylenes (total)	ND	2.0	ug/L	0.28

SURROGATE	PERCENT RECOVERY	RECOVERY LIMITS
Dibromofluoromethane	118	(73 - 122)
1,2-Dichloroethane-d4	111	(61 - 128)
Toluene-d8	87	(76 - 110)
4-Bromofluorobenzene	81	(74 - 116)

Conestoga-Rovers & Associates, Inc.

Client Sample ID: GW-017324-111108-NH-004

GC/MS Semivolatiles

Lot-Sample #...: A8K130306-004 **Work Order #...:** K2WF31AC **Matrix.....:** WG
Date Sampled...: 11/11/08 15:35 **Date Received..:** 11/13/08
Prep Date.....: 11/15/08 **Analysis Date..:** 11/18/08
Prep Batch #...: 8320010
Dilution Factor: 1 **Method.....:** SW846 8270C

PARAMETER	RESULT	REPORTING LIMIT	UNITS	MDL
Acenaphthene	ND	0.20	ug/L	0.10
Acenaphthylene	ND	0.20	ug/L	0.10
Acetophenone	ND	1.0	ug/L	0.34
Anthracene	ND	0.20	ug/L	0.10
Atrazine	ND	1.0	ug/L	0.34
Benzo(a)anthracene	ND	0.20	ug/L	0.10
Benzo(a)pyrene	ND	0.20	ug/L	0.10
Benzo(b)fluoranthene	ND	0.20	ug/L	0.10
Benzo(ghi)perylene	ND	0.20	ug/L	0.10
Benzo(k)fluoranthene	ND	0.20	ug/L	0.10
Benzaldehyde	ND	1.0	ug/L	0.39
1,1'-Biphenyl	ND	1.0	ug/L	0.80
bis(2-Chloroethoxy) methane	ND	1.0	ug/L	0.32
bis(2-Chloroethyl)-ether	ND	1.0	ug/L	0.10
bis(2-Ethylhexyl) phthalate	ND	2.0	ug/L	0.80
4-Bromophenyl phenyl ether	ND	2.0	ug/L	0.80
Butyl benzyl phthalate	ND	1.0	ug/L	0.80
Caprolactam	ND	5.0	ug/L	0.80
Carbazole	ND	1.0	ug/L	0.28
4-Chloroaniline	ND	2.0	ug/L	0.80
4-Chloro-3-methylphenol	ND	2.0	ug/L	0.80
2-Chloronaphthalene	ND	1.0	ug/L	0.10
2-Chlorophenol	ND	1.0	ug/L	0.29
4-Chlorophenyl phenyl ether	ND	2.0	ug/L	0.30
Chrysene	ND	0.20	ug/L	0.10
Dibenz(a,h)anthracene	ND	0.20	ug/L	0.10
Dibenzofuran	ND	1.0	ug/L	0.10
3,3'-Dichlorobenzidine	ND	5.0	ug/L	0.37
2,4-Dichlorophenol	ND	2.0	ug/L	0.80
Diethyl phthalate	ND	1.0	ug/L	0.60
2,4-Dimethylphenol	ND	2.0	ug/L	0.80
Dimethyl phthalate	ND	1.0	ug/L	0.29
Di-n-butyl phthalate	ND	1.0	ug/L	0.67
4,6-Dinitro-2-methylphenol	ND	5.0	ug/L	2.4

(Continued on next page)

Conestoga-Rovers & Associates, Inc.

Client Sample ID: GW-017324-111108-NH-004

GC/MS Semivolatiles

Lot-Sample #...: A8K130306-004 **Work Order #...:** K2WF31AC **Matrix.....:** WG

PARAMETER	RESULT	REPORTING LIMIT	UNITS	MDL
2,4-Dinitrophenol	ND	5.0	ug/L	2.4
2,4-Dinitrotoluene	ND	5.0	ug/L	0.27
2,6-Dinitrotoluene	ND	5.0	ug/L	0.80
Di-n-octyl phthalate	ND	1.0	ug/L	0.80
Fluoranthene	ND	0.20	ug/L	0.10
Fluorene	ND	0.20	ug/L	0.10
Hexachlorobenzene	ND	0.20	ug/L	0.10
Hexachlorobutadiene	ND	1.0	ug/L	0.27
Hexachlorocyclopenta-diene	ND	10	ug/L	0.80
Hexachloroethane	ND	1.0	ug/L	0.80
Indeno(1,2,3-cd)pyrene	ND	0.20	ug/L	0.10
Isophorone	ND	1.0	ug/L	0.27
2-Methylnaphthalene	ND	0.20	ug/L	0.10
2-Methylphenol	ND	1.0	ug/L	0.80
4-Methylphenol	ND	1.0	ug/L	0.80
Naphthalene	ND	0.20	ug/L	0.10
2-Nitroaniline	ND	2.0	ug/L	0.80
3-Nitroaniline	ND	2.0	ug/L	0.28
4-Nitroaniline	ND	2.0	ug/L	0.80
Nitrobenzene	ND	1.0	ug/L	0.040
2-Nitrophenol	ND	2.0	ug/L	0.28
4-Nitrophenol	ND	5.0	ug/L	2.4
N-Nitrosodi-n-propyl-amine	ND	1.0	ug/L	0.80
N-Nitrosodiphenylamine	ND	1.0	ug/L	0.31
2,2'-oxybis (1-Chloropropane)	ND	1.0	ug/L	0.40
Pentachlorophenol	ND	5.0	ug/L	2.4
Phenanthrene	ND	0.20	ug/L	0.10
Phenol	ND	1.0	ug/L	0.60
Pyrene	ND	0.20	ug/L	0.10
2,4,5-Trichloro-phenol	ND	5.0	ug/L	0.30
2,4,6-Trichloro-phenol	ND	5.0	ug/L	0.80

SURROGATE	PERCENT RECOVERY	RECOVERY LIMITS
Nitrobenzene-d5	70	(27 - 111)
2-Fluorobiphenyl	63	(28 - 110)
Terphenyl-d14	91	(37 - 119)
Phenol-d5	73	(10 - 110)
2-Fluorophenol	71	(10 - 110)
2,4,6-Tribromophenol	74	(22 - 120)

Conestoga-Rovers & Associates, Inc.

Client Sample ID: GW-017324-111108-NH-004

TOTAL Metals

Lot-Sample #...: A8K130306-004 **Matrix.....:** WG
Date Sampled...: 11/11/08 15:35 **Date Received..:** 11/13/08

PARAMETER	RESULT	REPORTING LIMIT	UNITS	METHOD	PREPARATION-ANALYSIS DATE	WORK ORDER #
Prep Batch #...: 8319022						
Arsenic	ND	10.0	ug/L	SW846 6010B	11/14-11/19/08	K2WF31AH
		Dilution Factor: 1		MDL.....: 3.2		
Barium	ND	200	ug/L	SW846 6010B	11/14-11/19/08	K2WF31AD
		Dilution Factor: 1		MDL.....: 0.67		
Cadmium	ND	5.0	ug/L	SW846 6010B	11/14-11/19/08	K2WF31AE
		Dilution Factor: 1		MDL.....: 0.66		
Lead	ND	3.0	ug/L	SW846 6010B	11/14-11/19/08	K2WF31AJ
		Dilution Factor: 1		MDL.....: 1.9		
Chromium	ND	10.0	ug/L	SW846 6010B	11/14-11/19/08	K2WF31AF
		Dilution Factor: 1		MDL.....: 2.2		
Selenium	ND	5.0	ug/L	SW846 6010B	11/14-11/19/08	K2WF31AK
		Dilution Factor: 1		MDL.....: 4.1		
Silver	ND	10.0	ug/L	SW846 6010B	11/14-11/19/08	K2WF31AG
		Dilution Factor: 1		MDL.....: 2.2		
Mercury	ND	0.20	ug/L	SW846 7470A	11/14-11/17/08	K2WF31AL
		Dilution Factor: 1		MDL.....: 0.12		

Conestoga-Rovers & Associates, Inc.

Client Sample ID: GW-017324-111108-NH-004

DISSOLVED Metals

Lot-Sample #...: A8K130306-004 **Matrix.....:** WG
Date Sampled...: 11/11/08 15:35 **Date Received..:** 11/13/08

PARAMETER	RESULT	REPORTING LIMIT	UNITS	METHOD	PREPARATION-ANALYSIS DATE	WORK ORDER #
Prep Batch #...: 8319022						
Arsenic	ND	10.0	ug/L	SW846 6010B	11/14-11/19/08	K2WF31AR
		Dilution Factor: 1		MDL.....: 3.2		
Barium	ND	200	ug/L	SW846 6010B	11/14-11/19/08	K2WF31AM
		Dilution Factor: 1		MDL.....: 0.67		
Cadmium	ND	5.0	ug/L	SW846 6010B	11/14-11/19/08	K2WF31AN
		Dilution Factor: 1		MDL.....: 0.66		
Lead	ND	3.0	ug/L	SW846 6010B	11/14-11/19/08	K2WF31AT
		Dilution Factor: 1		MDL.....: 1.9		
Chromium	ND	10.0	ug/L	SW846 6010B	11/14-11/19/08	K2WF31AP
		Dilution Factor: 1		MDL.....: 2.2		
Selenium	ND	5.0	ug/L	SW846 6010B	11/14-11/19/08	K2WF31AU
		Dilution Factor: 1		MDL.....: 4.1		
Silver	ND	10.0	ug/L	SW846 6010B	11/14-11/19/08	K2WF31AQ
		Dilution Factor: 1		MDL.....: 2.2		
Mercury	ND	0.20	ug/L	SW846 7470A	11/14-11/17/08	K2WF31AV
		Dilution Factor: 1		MDL.....: 0.12		

Conestoga-Rovers & Associates, Inc.

Client Sample ID: GW-017324-111108-NH-005

GC/MS Volatiles

Lot-Sample #...: A8K130306-005 **Work Order #...:** K2WGG1AA **Matrix.....:** WG
Date Sampled...: 11/11/08 17:15 **Date Received..:** 11/13/08
Prep Date.....: 11/21/08 **Analysis Date..:** 11/21/08
Prep Batch #...: 8329205
Dilution Factor: 1 **Method.....:** SW846 8260B

PARAMETER	RESULT	REPORTING LIMIT	UNITS	MDL
Acetone	ND	10	ug/L	1.1
Benzene	ND	1.0	ug/L	0.13
Bromodichloromethane	ND	1.0	ug/L	0.15
Bromoform	ND	1.0	ug/L	0.64
Bromomethane	ND	1.0	ug/L	0.41
2-Butanone	ND	10	ug/L	0.57
Carbon disulfide	ND	1.0	ug/L	0.13
Carbon tetrachloride	ND	1.0	ug/L	0.13
Chlorobenzene	ND	1.0	ug/L	0.15
Chloroethane	ND	1.0	ug/L	0.29
Chloroform	ND	1.0	ug/L	0.16
Chloromethane	ND	1.0	ug/L	0.30
Cyclohexane	ND	1.0	ug/L	0.12
Dibromochloromethane	ND	1.0	ug/L	0.18
1,2-Dibromo-3-chloro-propane	ND	2.0	ug/L	0.67
1,2-Dibromoethane	ND	1.0	ug/L	0.24
1,2-Dichlorobenzene	ND	1.0	ug/L	0.13
1,3-Dichlorobenzene	ND	1.0	ug/L	0.14
1,4-Dichlorobenzene	ND	1.0	ug/L	0.13
Dichlorodifluoromethane	ND	1.0	ug/L	0.31
1,1-Dichloroethane	ND	1.0	ug/L	0.15
1,2-Dichloroethane	ND	1.0	ug/L	0.22
1,1-Dichloroethene	ND	1.0	ug/L	0.19
cis-1,2-Dichloroethene	ND	1.0	ug/L	0.17
trans-1,2-Dichloroethene	ND	1.0	ug/L	0.19
1,2-Dichloropropane	ND	1.0	ug/L	0.18
cis-1,3-Dichloropropene	ND	1.0	ug/L	0.14
trans-1,3-Dichloropropene	ND	1.0	ug/L	0.19
Ethylbenzene	ND	1.0	ug/L	0.17
2-Hexanone	ND	10	ug/L	0.41
Isopropylbenzene	ND	1.0	ug/L	0.13
Methyl acetate	ND	10	ug/L	0.38
Methylene chloride	ND	1.0	ug/L	0.33
Methylcyclohexane	ND	1.0	ug/L	0.13
4-Methyl-2-pentanone	ND	10	ug/L	0.32
Methyl tert-butyl ether	ND	5.0	ug/L	0.17
Styrene	ND	1.0	ug/L	0.11
1,1,2,2-Tetrachloroethane	ND	1.0	ug/L	0.18

(Continued on next page)

Conestoga-Rovers & Associates, Inc.

Client Sample ID: GW-017324-111108-NH-005

GC/MS Volatiles

Lot-Sample #...: A8K130306-005 **Work Order #...:** K2WGG1AA **Matrix.....:** WG

PARAMETER	RESULT	REPORTING LIMIT	UNITS	MDL
Tetrachloroethene	ND	1.0	ug/L	0.29
Toluene	ND	1.0	ug/L	0.13
1,2,4-Trichloro-benzene	ND	1.0	ug/L	0.15
1,1,1-Trichloroethane	ND	1.0	ug/L	0.22
1,1,2-Trichloroethane	ND	1.0	ug/L	0.27
Trichloroethene	ND	1.0	ug/L	0.17
Trichlorofluoromethane	ND	1.0	ug/L	0.21
1,1,2-Trichloro-1,2,2-trifluoroethane	ND	1.0	ug/L	0.28
Vinyl chloride	ND	1.0	ug/L	0.22
Xylenes (total)	ND	2.0	ug/L	0.28

SURROGATE	PERCENT RECOVERY	RECOVERY LIMITS
Dibromofluoromethane	117	(73 - 122)
1,2-Dichloroethane-d4	108	(61 - 128)
Toluene-d8	86	(76 - 110)
4-Bromofluorobenzene	79	(74 - 116)

Conestoga-Rovers & Associates, Inc.

Client Sample ID: GW-017324-111108-NH-005

GC/MS Semivolatiles

Lot-Sample #...: A8K130306-005 **Work Order #...:** K2WGG1AC **Matrix.....:** WG
Date Sampled...: 11/11/08 17:15 **Date Received..:** 11/13/08
Prep Date.....: 11/15/08 **Analysis Date..:** 11/18/08
Prep Batch #...: 8320010
Dilution Factor: 1 **Method.....:** SW846 8270C

PARAMETER	RESULT	REPORTING LIMIT	UNITS	MDL
Acenaphthene	ND	0.20	ug/L	0.10
Acenaphthylene	ND	0.20	ug/L	0.10
Acetophenone	ND	1.0	ug/L	0.34
Anthracene	ND	0.20	ug/L	0.10
Atrazine	ND	1.0	ug/L	0.34
Benzo(a)anthracene	ND	0.20	ug/L	0.10
Benzo(a)pyrene	ND	0.20	ug/L	0.10
Benzo(b)fluoranthene	ND	0.20	ug/L	0.10
Benzo(ghi)perylene	ND	0.20	ug/L	0.10
Benzo(k)fluoranthene	ND	0.20	ug/L	0.10
Benzaldehyde	ND	1.0	ug/L	0.39
1,1'-Biphenyl	ND	1.0	ug/L	0.80
bis(2-Chloroethoxy) methane	ND	1.0	ug/L	0.32
bis(2-Chloroethyl)-ether	ND	1.0	ug/L	0.10
bis(2-Ethylhexyl) phthalate	**2.3 B**	**2.0**	**ug/L**	**0.80**
4-Bromophenyl phenyl ether	ND	2.0	ug/L	0.80
Butyl benzyl phthalate	ND	1.0	ug/L	0.80
Caprolactam	ND	5.0	ug/L	0.80
Carbazole	ND	1.0	ug/L	0.28
4-Chloroaniline	ND	2.0	ug/L	0.80
4-Chloro-3-methylphenol	ND	2.0	ug/L	0.80
2-Chloronaphthalene	ND	1.0	ug/L	0.10
2-Chlorophenol	ND	1.0	ug/L	0.29
4-Chlorophenyl phenyl ether	ND	2.0	ug/L	0.30
Chrysene	ND	0.20	ug/L	0.10
Dibenz(a,h)anthracene	ND	0.20	ug/L	0.10
Dibenzofuran	ND	1.0	ug/L	0.10
3,3'-Dichlorobenzidine	ND	5.0	ug/L	0.37
2,4-Dichlorophenol	ND	2.0	ug/L	0.80
Diethyl phthalate	ND	1.0	ug/L	0.60
2,4-Dimethylphenol	ND	2.0	ug/L	0.80
Dimethyl phthalate	ND	1.0	ug/L	0.29
Di-n-butyl phthalate	ND	1.0	ug/L	0.67
4,6-Dinitro-2-methylphenol	ND	5.0	ug/L	2.4

(Continued on next page)

Conestoga-Rovers & Associates, Inc.

Client Sample ID: GW-017324-111108-NH-005

GC/MS Semivolatiles

Lot-Sample #...: A8K130306-005 **Work Order #...:** K2WGG1AC **Matrix.....:** WG

PARAMETER	RESULT	REPORTING LIMIT	UNITS	MDL
2,4-Dinitrophenol	ND	5.0	ug/L	2.4
2,4-Dinitrotoluene	ND	5.0	ug/L	0.27
2,6-Dinitrotoluene	ND	5.0	ug/L	0.80
Di-n-octyl phthalate	ND	1.0	ug/L	0.80
Fluoranthene	ND	0.20	ug/L	0.10
Fluorene	ND	0.20	ug/L	0.10
Hexachlorobenzene	ND	0.20	ug/L	0.10
Hexachlorobutadiene	ND	1.0	ug/L	0.27
Hexachlorocyclopenta-diene	ND	10	ug/L	0.80
Hexachloroethane	ND	1.0	ug/L	0.80
Indeno(1,2,3-cd)pyrene	ND	0.20	ug/L	0.10
Isophorone	ND	1.0	ug/L	0.27
2-Methylnaphthalene	ND	0.20	ug/L	0.10
2-Methylphenol	ND	1.0	ug/L	0.80
4-Methylphenol	ND	1.0	ug/L	0.80
Naphthalene	ND	0.20	ug/L	0.10
2-Nitroaniline	ND	2.0	ug/L	0.80
3-Nitroaniline	ND	2.0	ug/L	0.28
4-Nitroaniline	ND	2.0	ug/L	0.80
Nitrobenzene	ND	1.0	ug/L	0.040
2-Nitrophenol	ND	2.0	ug/L	0.28
4-Nitrophenol	ND	5.0	ug/L	2.4
N-Nitrosodi-n-propyl-amine	ND	1.0	ug/L	0.80
N-Nitrosodiphenylamine	ND	1.0	ug/L	0.31
2,2'-oxybis (1-Chloropropane)	ND	1.0	ug/L	0.40
Pentachlorophenol	ND	5.0	ug/L	2.4
Phenanthrene	ND	0.20	ug/L	0.10
Phenol	ND	1.0	ug/L	0.60
Pyrene	ND	0.20	ug/L	0.10
2,4,5-Trichloro-phenol	ND	5.0	ug/L	0.30
2,4,6-Trichloro-phenol	ND	5.0	ug/L	0.80

SURROGATE	PERCENT RECOVERY	RECOVERY LIMITS
Nitrobenzene-d5	63	(27 - 111)
2-Fluorobiphenyl	54	(28 - 110)
Terphenyl-d14	84	(37 - 119)
Phenol-d5	65	(10 - 110)
2-Fluorophenol	60	(10 - 110)
2,4,6-Tribromophenol	67	(22 - 120)

(Continued on next page)

Conestoga-Rovers & Associates, Inc.

Client Sample ID: GW-017324-111108-NH-005

GC/MS Semivolatiles

Lot-Sample #...: A8K130306-005 **Work Order #...:** K2WGG1AC **Matrix.....:** WG

NOTE(S):

B Method blank contamination. The associated method blank contains the target analyte at a reportable level.

Conestoga-Rovers & Associates, Inc.

Client Sample ID: GW-017324-111108-NH-005

TOTAL Metals

Lot-Sample #...: A8K130306-005 **Matrix.....:** WG
Date Sampled...: 11/11/08 17:15 **Date Received..:** 11/13/08

PARAMETER	RESULT	REPORTING LIMIT	UNITS	METHOD	PREPARATION-ANALYSIS DATE	WORK ORDER #
Prep Batch #...: 8319022						
Arsenic	**10.8**	**10.0**	**ug/L**	**SW846 6010B**	**11/14-11/19/08**	**K2WGG1AH**
		Dilution Factor: 1		MDL.....: 3.2		
Barium	**301**	**200**	**ug/L**	**SW846 6010B**	**11/14-11/19/08**	**K2WGG1AD**
		Dilution Factor: 1		MDL.....: 0.67		
Cadmium	ND	5.0	ug/L	SW846 6010B	11/14-11/19/08	K2WGG1AE
		Dilution Factor: 1		MDL.....: 0.66		
Lead	**20.6**	**3.0**	**ug/L**	**SW846 6010B**	**11/14-11/19/08**	**K2WGG1AJ**
		Dilution Factor: 1		MDL.....: 1.9		
Chromium	ND	10.0	ug/L	SW846 6010B	11/14-11/19/08	K2WGG1AF
		Dilution Factor: 1		MDL.....: 2.2		
Selenium	ND	5.0	ug/L	SW846 6010B	11/14-11/19/08	K2WGG1AK
		Dilution Factor: 1		MDL.....: 4.1		
Silver	ND	10.0	ug/L	SW846 6010B	11/14-11/19/08	K2WGG1AG
		Dilution Factor: 1		MDL.....: 2.2		
Mercury	ND	0.20	ug/L	SW846 7470A	11/14-11/17/08	K2WGG1AL
		Dilution Factor: 1		MDL.....: 0.12		

Conestoga-Rovers & Associates, Inc.

Client Sample ID: GW-017324-111108-NH-005

DISSOLVED Metals

Lot-Sample #...: A8K130306-005 **Matrix.....:** WG
Date Sampled...: 11/11/08 17:15 **Date Received..:** 11/13/08

PARAMETER	RESULT	REPORTING LIMIT	UNITS	METHOD	PREPARATION-ANALYSIS DATE	WORK ORDER #
Prep Batch #...: 8319022						
Arsenic	ND	10.0	ug/L	SW846 6010B	11/14-11/19/08	K2WGG1AR
		Dilution Factor: 1		MDL.....: 3.2		
Barium	**297**	**200**	**ug/L**	**SW846 6010B**	**11/14-11/19/08**	**K2WGG1AM**
		Dilution Factor: 1		MDL.....: 0.67		
Cadmium	ND	5.0	ug/L	SW846 6010B	11/14-11/19/08	K2WGG1AN
		Dilution Factor: 1		MDL.....: 0.66		
Lead	ND	3.0	ug/L	SW846 6010B	11/14-11/19/08	K2WGG1AT
		Dilution Factor: 1		MDL.....: 1.9		
Chromium	ND	10.0	ug/L	SW846 6010B	11/14-11/19/08	K2WGG1AP
		Dilution Factor: 1		MDL.....: 2.2		
Selenium	ND	5.0	ug/L	SW846 6010B	11/14-11/19/08	K2WGG1AU
		Dilution Factor: 1		MDL.....: 4.1		
Silver	ND	10.0	ug/L	SW846 6010B	11/14-11/19/08	K2WGG1AQ
		Dilution Factor: 1		MDL.....: 2.2		
Mercury	ND	0.20	ug/L	SW846 7470A	11/14-11/17/08	K2WGG1AV
		Dilution Factor: 1		MDL.....: 0.12		

Conestoga-Rovers & Associates, Inc.

Client Sample ID: GW-017324-111108-NH-006

GC/MS Volatiles

Lot-Sample #...: A8K130306-006 **Work Order #...:** K2WGN1AA **Matrix.....:** WG
Date Sampled...: 11/11/08 17:20 **Date Received..:** 11/13/08
Prep Date.....: 11/21/08 **Analysis Date..:** 11/21/08
Prep Batch #...: 8329205
Dilution Factor: 1 **Method.....:** SW846 8260B

PARAMETER	RESULT	REPORTING LIMIT	UNITS	MDL
Acetone	ND	10	ug/L	1.1
Benzene	ND	1.0	ug/L	0.13
Bromodichloromethane	ND	1.0	ug/L	0.15
Bromoform	ND	1.0	ug/L	0.64
Bromomethane	ND	1.0	ug/L	0.41
2-Butanone	ND	10	ug/L	0.57
Carbon disulfide	ND	1.0	ug/L	0.13
Carbon tetrachloride	ND	1.0	ug/L	0.13
Chlorobenzene	ND	1.0	ug/L	0.15
Chloroethane	ND	1.0	ug/L	0.29
Chloroform	ND	1.0	ug/L	0.16
Chloromethane	ND	1.0	ug/L	0.30
Cyclohexane	ND	1.0	ug/L	0.12
Dibromochloromethane	ND	1.0	ug/L	0.18
1,2-Dibromo-3-chloro-propane	ND	2.0	ug/L	0.67
1,2-Dibromoethane	ND	1.0	ug/L	0.24
1,2-Dichlorobenzene	ND	1.0	ug/L	0.13
1,3-Dichlorobenzene	ND	1.0	ug/L	0.14
1,4-Dichlorobenzene	ND	1.0	ug/L	0.13
Dichlorodifluoromethane	ND	1.0	ug/L	0.31
1,1-Dichloroethane	ND	1.0	ug/L	0.15
1,2-Dichloroethane	ND	1.0	ug/L	0.22
1,1-Dichloroethene	ND	1.0	ug/L	0.19
cis-1,2-Dichloroethene	ND	1.0	ug/L	0.17
trans-1,2-Dichloroethene	ND	1.0	ug/L	0.19
1,2-Dichloropropane	ND	1.0	ug/L	0.18
cis-1,3-Dichloropropene	ND	1.0	ug/L	0.14
trans-1,3-Dichloropropene	ND	1.0	ug/L	0.19
Ethylbenzene	ND	1.0	ug/L	0.17
2-Hexanone	ND	10	ug/L	0.41
Isopropylbenzene	ND	1.0	ug/L	0.13
Methyl acetate	ND	10	ug/L	0.38
Methylene chloride	ND	1.0	ug/L	0.33
Methylcyclohexane	ND	1.0	ug/L	0.13
4-Methyl-2-pentanone	ND	10	ug/L	0.32
Methyl tert-butyl ether	ND	5.0	ug/L	0.17
Styrene	ND	1.0	ug/L	0.11
1,1,2,2-Tetrachloroethane	ND	1.0	ug/L	0.18

(Continued on next page)

Conestoga-Rovers & Associates, Inc.

Client Sample ID: GW-017324-111108-NH-006

GC/MS Volatiles

Lot-Sample #...: A8K130306-006 **Work Order #...:** K2WGN1AA **Matrix.....:** WG

PARAMETER	RESULT	REPORTING LIMIT	UNITS	MDL
Tetrachloroethene	ND	1.0	ug/L	0.29
Toluene	ND	1.0	ug/L	0.13
1,2,4-Trichloro-benzene	ND	1.0	ug/L	0.15
1,1,1-Trichloroethane	ND	1.0	ug/L	0.22
1,1,2-Trichloroethane	ND	1.0	ug/L	0.27
Trichloroethene	ND	1.0	ug/L	0.17
Trichlorofluoromethane	ND	1.0	ug/L	0.21
1,1,2-Trichloro-1,2,2-trifluoroethane	ND	1.0	ug/L	0.28
Vinyl chloride	ND	1.0	ug/L	0.22
Xylenes (total)	ND	2.0	ug/L	0.28

SURROGATE	PERCENT RECOVERY	RECOVERY LIMITS
Dibromofluoromethane	121	(73 - 122)
1,2-Dichloroethane-d4	112	(61 - 128)
Toluene-d8	84	(76 - 110)
4-Bromofluorobenzene	78	(74 - 116)

Conestoga-Rovers & Associates, Inc.

Client Sample ID: GW-017324-111108-NH-006

GC/MS Semivolatiles

Lot-Sample #...: A8K130306-006 **Work Order #...:** K2WGN1AC **Matrix.....:** WG
Date Sampled...: 11/11/08 17:20 **Date Received..:** 11/13/08
Prep Date.....: 11/15/08 **Analysis Date..:** 11/18/08
Prep Batch #...: 8320010
Dilution Factor: 1 **Method.....:** SW846 8270C

PARAMETER	RESULT	REPORTING LIMIT	UNITS	MDL
Acenaphthene	ND	0.20	ug/L	0.10
Acenaphthylene	ND	0.20	ug/L	0.10
Acetophenone	ND	1.0	ug/L	0.34
Anthracene	ND	0.20	ug/L	0.10
Atrazine	ND	1.0	ug/L	0.34
Benzo(a)anthracene	ND	0.20	ug/L	0.10
Benzo(a)pyrene	ND	0.20	ug/L	0.10
Benzo(b)fluoranthene	ND	0.20	ug/L	0.10
Benzo(ghi)perylene	ND	0.20	ug/L	0.10
Benzo(k)fluoranthene	ND	0.20	ug/L	0.10
Benzaldehyde	ND	1.0	ug/L	0.39
1,1'-Biphenyl	ND	1.0	ug/L	0.80
bis(2-Chloroethoxy) methane	ND	1.0	ug/L	0.32
bis(2-Chloroethyl)-ether	ND	1.0	ug/L	0.10
bis(2-Ethylhexyl) phthalate	**2.2 B**	**2.0**	**ug/L**	**0.80**
4-Bromophenyl phenyl ether	ND	2.0	ug/L	0.80
Butyl benzyl phthalate	ND	1.0	ug/L	0.80
Caprolactam	ND	5.0	ug/L	0.80
Carbazole	ND	1.0	ug/L	0.28
4-Chloroaniline	ND	2.0	ug/L	0.80
4-Chloro-3-methylphenol	ND	2.0	ug/L	0.80
2-Chloronaphthalene	ND	1.0	ug/L	0.10
2-Chlorophenol	ND	1.0	ug/L	0.29
4-Chlorophenyl phenyl ether	ND	2.0	ug/L	0.30
Chrysene	ND	0.20	ug/L	0.10
Dibenz(a,h)anthracene	ND	0.20	ug/L	0.10
Dibenzofuran	ND	1.0	ug/L	0.10
3,3'-Dichlorobenzidine	ND	5.0	ug/L	0.37
2,4-Dichlorophenol	ND	2.0	ug/L	0.80
Diethyl phthalate	ND	1.0	ug/L	0.60
2,4-Dimethylphenol	ND	2.0	ug/L	0.80
Dimethyl phthalate	ND	1.0	ug/L	0.29
Di-n-butyl phthalate	ND	1.0	ug/L	0.67
4,6-Dinitro-2-methylphenol	ND	5.0	ug/L	2.4

(Continued on next page)

Conestoga-Rovers & Associates, Inc.

Client Sample ID: GW-017324-111108-NH-006

GC/MS Semivolatiles

Lot-Sample #...: A8K130306-006 **Work Order #...:** K2WGN1AC **Matrix.....:** WG

PARAMETER	RESULT	REPORTING LIMIT	UNITS	MDL
2,4-Dinitrophenol	ND	5.0	ug/L	2.4
2,4-Dinitrotoluene	ND	5.0	ug/L	0.27
2,6-Dinitrotoluene	ND	5.0	ug/L	0.80
Di-n-octyl phthalate	ND	1.0	ug/L	0.80
Fluoranthene	ND	0.20	ug/L	0.10
Fluorene	ND	0.20	ug/L	0.10
Hexachlorobenzene	ND	0.20	ug/L	0.10
Hexachlorobutadiene	ND	1.0	ug/L	0.27
Hexachlorocyclopenta-diene	ND	10	ug/L	0.80
Hexachloroethane	ND	1.0	ug/L	0.80
Indeno(1,2,3-cd)pyrene	ND	0.20	ug/L	0.10
Isophorone	ND	1.0	ug/L	0.27
2-Methylnaphthalene	ND	0.20	ug/L	0.10
2-Methylphenol	ND	1.0	ug/L	0.80
4-Methylphenol	ND	1.0	ug/L	0.80
Naphthalene	ND	0.20	ug/L	0.10
2-Nitroaniline	ND	2.0	ug/L	0.80
3-Nitroaniline	ND	2.0	ug/L	0.28
4-Nitroaniline	ND	2.0	ug/L	0.80
Nitrobenzene	ND	1.0	ug/L	0.040
2-Nitrophenol	ND	2.0	ug/L	0.28
4-Nitrophenol	ND	5.0	ug/L	2.4
N-Nitrosodi-n-propyl-amine	ND	1.0	ug/L	0.80
N-Nitrosodiphenylamine	ND	1.0	ug/L	0.31
2,2'-oxybis (1-Chloropropane)	ND	1.0	ug/L	0.40
Pentachlorophenol	ND	5.0	ug/L	2.4
Phenanthrene	ND	0.20	ug/L	0.10
Phenol	ND	1.0	ug/L	0.60
Pyrene	ND	0.20	ug/L	0.10
2,4,5-Trichloro-phenol	ND	5.0	ug/L	0.30
2,4,6-Trichloro-phenol	ND	5.0	ug/L	0.80

SURROGATE	PERCENT RECOVERY	RECOVERY LIMITS
Nitrobenzene-d5	64	(27 - 111)
2-Fluorobiphenyl	52	(28 - 110)
Terphenyl-d14	83	(37 - 119)
Phenol-d5	62	(10 - 110)
2-Fluorophenol	59	(10 - 110)
2,4,6-Tribromophenol	67	(22 - 120)

(Continued on next page)

Conestoga-Rovers & Associates, Inc.

Client Sample ID: GW-017324-111108-NH-006

GC/MS Semivolatiles

Lot-Sample #...: A8K130306-006 **Work Order #...:** K2WGN1AC **Matrix.....:** WG

NOTE(S):

B Method blank contamination. The associated method blank contains the target analyte at a reportable level.

Conestoga-Rovers & Associates, Inc.

Client Sample ID: GW-017324-111108-NH-006

TOTAL Metals

Lot-Sample #...: A8K130306-006 **Matrix.....:** WG
Date Sampled...: 11/11/08 17:20 **Date Received..:** 11/13/08

PARAMETER	RESULT	REPORTING LIMIT	UNITS	METHOD	PREPARATION-ANALYSIS DATE	WORK ORDER #
Prep Batch #...: 8319022						
Arsenic	**12.5**	**10.0**	**ug/L**	**SW846 6010B**	**11/14-11/19/08**	**K2WGN1AH**
		Dilution Factor: 1		MDL.....: 3.2		
Barium	**307**	**200**	**ug/L**	**SW846 6010B**	**11/14-11/19/08**	**K2WGN1AD**
		Dilution Factor: 1		MDL.....: 0.67		
Cadmium	ND	5.0	ug/L	SW846 6010B	11/14-11/19/08	K2WGN1AE
		Dilution Factor: 1		MDL.....: 0.66		
Lead	**18.1**	**3.0**	**ug/L**	**SW846 6010B**	**11/14-11/19/08**	**K2WGN1AJ**
		Dilution Factor: 1		MDL.....: 1.9		
Chromium	ND	10.0	ug/L	SW846 6010B	11/14-11/19/08	K2WGN1AF
		Dilution Factor: 1		MDL.....: 2.2		
Selenium	ND	5.0	ug/L	SW846 6010B	11/14-11/19/08	K2WGN1AK
		Dilution Factor: 1		MDL.....: 4.1		
Silver	ND	10.0	ug/L	SW846 6010B	11/14-11/19/08	K2WGN1AG
		Dilution Factor: 1		MDL.....: 2.2		
Mercury	ND	0.20	ug/L	SW846 7470A	11/14-11/17/08	K2WGN1AL
		Dilution Factor: 1		MDL.....: 0.12		

Conestoga-Rovers & Associates, Inc.

Client Sample ID: GW-017324-111108-NH-006

DISSOLVED Metals

Lot-Sample #...: A8K130306-006 **Matrix.....:** WG
Date Sampled...: 11/11/08 17:20 **Date Received..:** 11/13/08

PARAMETER	RESULT	REPORTING LIMIT	UNITS	METHOD	PREPARATION-ANALYSIS DATE	WORK ORDER #
Prep Batch #...: 8319022						
Arsenic	**10.5**	**10.0**	**ug/L**	**SW846 6010B**	**11/14-11/19/08**	**K2WGN1AR**
		Dilution Factor: 1		MDL.....: 3.2		
Barium	**304**	**200**	**ug/L**	**SW846 6010B**	**11/14-11/19/08**	**K2WGN1AM**
		Dilution Factor: 1		MDL.....: 0.67		
Cadmium	ND	5.0	ug/L	SW846 6010B	11/14-11/19/08	K2WGN1AN
		Dilution Factor: 1		MDL.....: 0.66		
Lead	ND	3.0	ug/L	SW846 6010B	11/14-11/19/08	K2WGN1AT
		Dilution Factor: 1		MDL.....: 1.9		
Chromium	ND	10.0	ug/L	SW846 6010B	11/14-11/19/08	K2WGN1AP
		Dilution Factor: 1		MDL.....: 2.2		
Selenium	ND	5.0	ug/L	SW846 6010B	11/14-11/19/08	K2WGN1AU
		Dilution Factor: 1		MDL.....: 4.1		
Silver	ND	10.0	ug/L	SW846 6010B	11/14-11/19/08	K2WGN1AQ
		Dilution Factor: 1		MDL.....: 2.2		
Mercury	ND	0.20	ug/L	SW846 7470A	11/14-11/17/08	K2WGN1AV
		Dilution Factor: 1		MDL.....: 0.12		

Conestoga-Rovers & Associates, Inc.

Client Sample ID: TB-017324-111108-NH-001

GC/MS Volatiles

Lot-Sample #...: A8K130306-007 **Work Order #...:** K2WGQ1AA **Matrix.....:** WQ
Date Sampled...: 11/11/08 18:00 **Date Received..:** 11/13/08
Prep Date.....: 11/21/08 **Analysis Date..:** 11/21/08
Prep Batch #...: 8329205
Dilution Factor: 1 **Method.....:** SW846 8260B

PARAMETER	RESULT	REPORTING LIMIT	UNITS	MDL
Acetone	ND	10	ug/L	1.1
Benzene	ND	1.0	ug/L	0.13
Bromodichloromethane	ND	1.0	ug/L	0.15
Bromoform	ND	1.0	ug/L	0.64
Bromomethane	ND	1.0	ug/L	0.41
2-Butanone	ND	10	ug/L	0.57
Carbon disulfide	ND	1.0	ug/L	0.13
Carbon tetrachloride	ND	1.0	ug/L	0.13
Chlorobenzene	ND	1.0	ug/L	0.15
Chloroethane	ND	1.0	ug/L	0.29
Chloroform	ND	1.0	ug/L	0.16
Chloromethane	ND	1.0	ug/L	0.30
Cyclohexane	ND	1.0	ug/L	0.12
Dibromochloromethane	ND	1.0	ug/L	0.18
1,2-Dibromo-3-chloro-propane	ND	2.0	ug/L	0.67
1,2-Dibromoethane	ND	1.0	ug/L	0.24
1,2-Dichlorobenzene	ND	1.0	ug/L	0.13
1,3-Dichlorobenzene	ND	1.0	ug/L	0.14
1,4-Dichlorobenzene	ND	1.0	ug/L	0.13
Dichlorodifluoromethane	ND	1.0	ug/L	0.31
1,1-Dichloroethane	ND	1.0	ug/L	0.15
1,2-Dichloroethane	ND	1.0	ug/L	0.22
1,1-Dichloroethene	ND	1.0	ug/L	0.19
cis-1,2-Dichloroethene	ND	1.0	ug/L	0.17
trans-1,2-Dichloroethene	ND	1.0	ug/L	0.19
1,2-Dichloropropane	ND	1.0	ug/L	0.18
cis-1,3-Dichloropropene	ND	1.0	ug/L	0.14
trans-1,3-Dichloropropene	ND	1.0	ug/L	0.19
Ethylbenzene	ND	1.0	ug/L	0.17
2-Hexanone	ND	10	ug/L	0.41
Isopropylbenzene	ND	1.0	ug/L	0.13
Methyl acetate	ND	10	ug/L	0.38
Methylene chloride	ND	1.0	ug/L	0.33
Methylcyclohexane	ND	1.0	ug/L	0.13
4-Methyl-2-pentanone	ND	10	ug/L	0.32
Methyl tert-butyl ether	ND	5.0	ug/L	0.17
Styrene	ND	1.0	ug/L	0.11
1,1,2,2-Tetrachloroethane	ND	1.0	ug/L	0.18

(Continued on next page)

Conestoga-Rovers & Associates, Inc.

Client Sample ID: TB-017324-111108-NH-001

GC/MS Volatiles

Lot-Sample #...: A8K130306-007 **Work Order #...:** K2WGQ1AA **Matrix.....:** WQ

PARAMETER	RESULT	REPORTING LIMIT	UNITS	MDL
Tetrachloroethene	ND	1.0	ug/L	0.29
Toluene	ND	1.0	ug/L	0.13
1,2,4-Trichloro-benzene	ND	1.0	ug/L	0.15
1,1,1-Trichloroethane	ND	1.0	ug/L	0.22
1,1,2-Trichloroethane	ND	1.0	ug/L	0.27
Trichloroethene	ND	1.0	ug/L	0.17
Trichlorofluoromethane	ND	1.0	ug/L	0.21
1,1,2-Trichloro-1,2,2-trifluoroethane	ND	1.0	ug/L	0.28
Vinyl chloride	ND	1.0	ug/L	0.22
Xylenes (total)	ND	2.0	ug/L	0.28

SURROGATE	PERCENT RECOVERY	RECOVERY LIMITS
Dibromofluoromethane	119	(73 - 122)
1,2-Dichloroethane-d4	111	(61 - 128)
Toluene-d8	85	(76 - 110)
4-Bromofluorobenzene	79	(74 - 116)

Conestoga-Rovers & Associates, Inc.

Client Sample ID: GW-017324-111208-NH-007

GC/MS Volatiles

Lot-Sample #...: A8K130306-008 **Work Order #...:** K2WGV1AA **Matrix.....:** WG
Date Sampled...: 11/12/08 08:50 **Date Received..:** 11/13/08
Prep Date.....: 11/21/08 **Analysis Date..:** 11/21/08
Prep Batch #...: 8329205
Dilution Factor: 1 **Method.....:** SW846 8260B

PARAMETER	RESULT	REPORTING LIMIT	UNITS	MDL
Acetone	ND	10	ug/L	1.1
Benzene	ND	1.0	ug/L	0.13
Bromodichloromethane	ND	1.0	ug/L	0.15
Bromoform	ND	1.0	ug/L	0.64
Bromomethane	ND	1.0	ug/L	0.41
2-Butanone	ND	10	ug/L	0.57
Carbon disulfide	ND	1.0	ug/L	0.13
Carbon tetrachloride	ND	1.0	ug/L	0.13
Chlorobenzene	ND	1.0	ug/L	0.15
Chloroethane	ND	1.0	ug/L	0.29
Chloroform	ND	1.0	ug/L	0.16
Chloromethane	ND	1.0	ug/L	0.30
Cyclohexane	ND	1.0	ug/L	0.12
Dibromochloromethane	ND	1.0	ug/L	0.18
1,2-Dibromo-3-chloro-propane	ND	2.0	ug/L	0.67
1,2-Dibromoethane	ND	1.0	ug/L	0.24
1,2-Dichlorobenzene	ND	1.0	ug/L	0.13
1,3-Dichlorobenzene	ND	1.0	ug/L	0.14
1,4-Dichlorobenzene	ND	1.0	ug/L	0.13
Dichlorodifluoromethane	ND	1.0	ug/L	0.31
1,1-Dichloroethane	**1.1**	**1.0**	**ug/L**	**0.15**
1,2-Dichloroethane	ND	1.0	ug/L	0.22
1,1-Dichloroethene	ND	1.0	ug/L	0.19
cis-1,2-Dichloroethene	**14**	**1.0**	**ug/L**	**0.17**
trans-1,2-Dichloroethene	ND	1.0	ug/L	0.19
1,2-Dichloropropane	ND	1.0	ug/L	0.18
cis-1,3-Dichloropropene	ND	1.0	ug/L	0.14
trans-1,3-Dichloropropene	ND	1.0	ug/L	0.19
Ethylbenzene	ND	1.0	ug/L	0.17
2-Hexanone	ND	10	ug/L	0.41
Isopropylbenzene	ND	1.0	ug/L	0.13
Methyl acetate	ND	10	ug/L	0.38
Methylene chloride	ND	1.0	ug/L	0.33
Methylcyclohexane	ND	1.0	ug/L	0.13
4-Methyl-2-pentanone	ND	10	ug/L	0.32
Methyl tert-butyl ether	ND	5.0	ug/L	0.17
Styrene	ND	1.0	ug/L	0.11
1,1,2,2-Tetrachloroethane	ND	1.0	ug/L	0.18

(Continued on next page)

Conestoga-Rovers & Associates, Inc.

Client Sample ID: GW-017324-111208-NH-007

GC/MS Volatiles

Lot-Sample #...: A8K130306-008 **Work Order #...:** K2WGV1AA **Matrix.....:** WG

PARAMETER	RESULT	REPORTING LIMIT	UNITS	MDL
Tetrachloroethene	ND	1.0	ug/L	0.29
Toluene	ND	1.0	ug/L	0.13
1,2,4-Trichloro-benzene	ND	1.0	ug/L	0.15
1,1,1-Trichloroethane	ND	1.0	ug/L	0.22
1,1,2-Trichloroethane	ND	1.0	ug/L	0.27
Trichloroethene	ND	1.0	ug/L	0.17
Trichlorofluoromethane	ND	1.0	ug/L	0.21
1,1,2-Trichloro-1,2,2-trifluoroethane	ND	1.0	ug/L	0.28
Vinyl chloride	**6.7**	**1.0**	**ug/L**	**0.22**
Xylenes (total)	ND	2.0	ug/L	0.28

SURROGATE	PERCENT RECOVERY	RECOVERY LIMITS
Dibromofluoromethane	118	(73 - 122)
1,2-Dichloroethane-d4	110	(61 - 128)
Toluene-d8	85	(76 - 110)
4-Bromofluorobenzene	80	(74 - 116)

Conestoga-Rovers & Associates, Inc.

Client Sample ID: GW-017324-111208-NH-007

GC/MS Semivolatiles

Lot-Sample #...: A8K130306-008 **Work Order #...:** K2WGV1AE **Matrix.....:** WG
Date Sampled...: 11/12/08 08:50 **Date Received..:** 11/13/08
Prep Date.....: 11/15/08 **Analysis Date..:** 11/18/08
Prep Batch #...: 8320010
Dilution Factor: 1 **Method.....:** SW846 8270C

PARAMETER	RESULT	REPORTING LIMIT	UNITS	MDL
Acenaphthene	ND	0.20	ug/L	0.10
Acenaphthylene	ND	0.20	ug/L	0.10
Acetophenone	ND	1.0	ug/L	0.34
Anthracene	ND	0.20	ug/L	0.10
Atrazine	ND	1.0	ug/L	0.34
Benzo(a)anthracene	ND	0.20	ug/L	0.10
Benzo(a)pyrene	ND	0.20	ug/L	0.10
Benzo(b)fluoranthene	ND	0.20	ug/L	0.10
Benzo(ghi)perylene	ND	0.20	ug/L	0.10
Benzo(k)fluoranthene	ND	0.20	ug/L	0.10
Benzaldehyde	ND	1.0	ug/L	0.39
1,1'-Biphenyl	ND	1.0	ug/L	0.80
bis(2-Chloroethoxy) methane	ND	1.0	ug/L	0.32
bis(2-Chloroethyl)-ether	ND	1.0	ug/L	0.10
bis(2-Ethylhexyl) phthalate	**3.4 B**	**2.0**	**ug/L**	**0.80**
4-Bromophenyl phenyl ether	ND	2.0	ug/L	0.80
Butyl benzyl phthalate	ND	1.0	ug/L	0.80
Caprolactam	ND	5.0	ug/L	0.80
Carbazole	ND	1.0	ug/L	0.28
4-Chloroaniline	ND	2.0	ug/L	0.80
4-Chloro-3-methylphenol	ND	2.0	ug/L	0.80
2-Chloronaphthalene	ND	1.0	ug/L	0.10
2-Chlorophenol	ND	1.0	ug/L	0.29
4-Chlorophenyl phenyl ether	ND	2.0	ug/L	0.30
Chrysene	ND	0.20	ug/L	0.10
Dibenz(a,h)anthracene	ND	0.20	ug/L	0.10
Dibenzofuran	ND	1.0	ug/L	0.10
3,3'-Dichlorobenzidine	ND	5.0	ug/L	0.37
2,4-Dichlorophenol	ND	2.0	ug/L	0.80
Diethyl phthalate	ND	1.0	ug/L	0.60
2,4-Dimethylphenol	ND	2.0	ug/L	0.80
Dimethyl phthalate	ND	1.0	ug/L	0.29
Di-n-butyl phthalate	ND	1.0	ug/L	0.67
4,6-Dinitro-2-methylphenol	ND	5.0	ug/L	2.4

(Continued on next page)

Conestoga-Rovers & Associates, Inc.

Client Sample ID: GW-017324-111208-NH-007

GC/MS Semivolatiles

Lot-Sample #...: A8K130306-008 **Work Order #...:** K2WGV1AE **Matrix.....:** WG

PARAMETER	RESULT	REPORTING LIMIT	UNITS	MDL
2,4-Dinitrophenol	ND	5.0	ug/L	2.4
2,4-Dinitrotoluene	ND	5.0	ug/L	0.27
2,6-Dinitrotoluene	ND	5.0	ug/L	0.80
Di-n-octyl phthalate	ND	1.0	ug/L	0.80
Fluoranthene	ND	0.20	ug/L	0.10
Fluorene	ND	0.20	ug/L	0.10
Hexachlorobenzene	ND	0.20	ug/L	0.10
Hexachlorobutadiene	ND	1.0	ug/L	0.27
Hexachlorocyclopenta-diene	ND	10	ug/L	0.80
Hexachloroethane	ND	1.0	ug/L	0.80
Indeno(1,2,3-cd)pyrene	ND	0.20	ug/L	0.10
Isophorone	ND	1.0	ug/L	0.27
2-Methylnaphthalene	ND	0.20	ug/L	0.10
2-Methylphenol	ND	1.0	ug/L	0.80
4-Methylphenol	ND	1.0	ug/L	0.80
Naphthalene	ND	0.20	ug/L	0.10
2-Nitroaniline	ND	2.0	ug/L	0.80
3-Nitroaniline	ND	2.0	ug/L	0.28
4-Nitroaniline	ND	2.0	ug/L	0.80
Nitrobenzene	ND	1.0	ug/L	0.040
2-Nitrophenol	ND	2.0	ug/L	0.28
4-Nitrophenol	ND	5.0	ug/L	2.4
N-Nitrosodi-n-propyl-amine	ND	1.0	ug/L	0.80
N-Nitrosodiphenylamine	ND	1.0	ug/L	0.31
2,2'-oxybis (1-Chloropropane)	ND	1.0	ug/L	0.40
Pentachlorophenol	ND	5.0	ug/L	2.4
Phenanthrene	ND	0.20	ug/L	0.10
Phenol	ND	1.0	ug/L	0.60
Pyrene	ND	0.20	ug/L	0.10
2,4,5-Trichloro-phenol	ND	5.0	ug/L	0.30
2,4,6-Trichloro-phenol	ND	5.0	ug/L	0.80

SURROGATE	PERCENT RECOVERY	RECOVERY LIMITS
Nitrobenzene-d5	68	(27 - 111)
2-Fluorobiphenyl	60	(28 - 110)
Terphenyl-d14	87	(37 - 119)
Phenol-d5	70	(10 - 110)
2-Fluorophenol	66	(10 - 110)
2,4,6-Tribromophenol	71	(22 - 120)

(Continued on next page)

Conestoga-Rovers & Associates, Inc.

Client Sample ID: GW-017324-111208-NH-007

GC/MS Semivolatiles

Lot-Sample #...: A8K130306-008 **Work Order #...:** K2WGV1AE **Matrix.....:** WG

NOTE(S):

B Method blank contamination. The associated method blank contains the target analyte at a reportable level.

Conestoga-Rovers & Associates, Inc.

Client Sample ID: GW-017324-111208-NH-007

TOTAL Metals

Lot-Sample #...: A8K130306-008 **Matrix.....:** WG
Date Sampled...: 11/12/08 08:50 **Date Received..:** 11/13/08

PARAMETER	RESULT	REPORTING LIMIT	UNITS	METHOD	PREPARATION-ANALYSIS DATE	WORK ORDER #
Prep Batch #...: 8319022						
Arsenic	ND	10.0	ug/L	SW846 6010B	11/14-11/19/08	K2WGV1AW
		Dilution Factor: 1		MDL.....: 3.2		
Barium	ND	200	ug/L	SW846 6010B	11/14-11/19/08	K2WGV1AH
		Dilution Factor: 1		MDL.....: 0.67		
Cadmium	ND	5.0	ug/L	SW846 6010B	11/14-11/19/08	K2WGV1AL
		Dilution Factor: 1		MDL.....: 0.66		
Lead	ND	3.0	ug/L	SW846 6010B	11/14-11/19/08	K2WGV1A1
		Dilution Factor: 1		MDL.....: 1.9		
Chromium	ND	10.0	ug/L	SW846 6010B	11/14-11/19/08	K2WGV1AP
		Dilution Factor: 1		MDL.....: 2.2		
Selenium	ND	5.0	ug/L	SW846 6010B	11/14-11/19/08	K2WGV1A4
		Dilution Factor: 1		MDL.....: 4.1		
Silver	ND	10.0	ug/L	SW846 6010B	11/14-11/19/08	K2WGV1AT
		Dilution Factor: 1		MDL.....: 2.2		
Mercury	ND	0.20	ug/L	SW846 7470A	11/14-11/17/08	K2WGV1A7
		Dilution Factor: 1		MDL.....: 0.12		

Conestoga-Rovers & Associates, Inc.

Client Sample ID: GW-017324-111208-NH-007

DISSOLVED Metals

Lot-Sample #...: A8K130306-008 **Matrix.....:** WG
Date Sampled...: 11/12/08 08:50 **Date Received..:** 11/13/08

PARAMETER	RESULT	REPORTING LIMIT	UNITS	METHOD	PREPARATION-ANALYSIS DATE	WORK ORDER #
Prep Batch #...: 8319022						
Arsenic	ND	10.0	ug/L	SW846 6010B	11/14-11/19/08	K2WGV1CP
		Dilution Factor: 1		MDL.....: 3.2		
Barium	ND	200	ug/L	SW846 6010B	11/14-11/19/08	K2WGV1CA
		Dilution Factor: 1		MDL.....: 0.67		
Cadmium	ND	5.0	ug/L	SW846 6010B	11/14-11/19/08	K2WGV1CE
		Dilution Factor: 1		MDL.....: 0.66		
Lead	ND	3.0	ug/L	SW846 6010B	11/14-11/19/08	K2WGV1CT
		Dilution Factor: 1		MDL.....: 1.9		
Chromium	ND	10.0	ug/L	SW846 6010B	11/14-11/19/08	K2WGV1CH
		Dilution Factor: 1		MDL.....: 2.2		
Selenium	ND	5.0	ug/L	SW846 6010B	11/14-11/20/08	K2WGV1CW
		Dilution Factor: 1		MDL.....: 4.1		
Silver	ND	10.0	ug/L	SW846 6010B	11/14-11/19/08	K2WGV1CL
		Dilution Factor: 1		MDL.....: 2.2		
Mercury	ND	0.20	ug/L	SW846 7470A	11/14-11/17/08	K2WGV1C1
		Dilution Factor: 1		MDL.....: 0.12		

Conestoga-Rovers & Associates, Inc.

Client Sample ID: GW-017324-111208-NH-008

GC/MS Volatiles

Lot-Sample #...: A8K130306-009 **Work Order #...:** K2WG81AA **Matrix.....:** WG
Date Sampled...: 11/12/08 10:25 **Date Received..:** 11/13/08
Prep Date.....: 11/21/08 **Analysis Date..:** 11/21/08
Prep Batch #...: 8329205
Dilution Factor: 3.33 **Method.....:** SW846 8260B

PARAMETER	RESULT	REPORTING LIMIT	UNITS	MDL
Acetone	ND	33	ug/L	3.7
Benzene	ND	3.3	ug/L	0.43
Bromodichloromethane	ND	3.3	ug/L	0.50
Bromoform	ND	3.3	ug/L	2.1
Bromomethane	ND	3.3	ug/L	1.4
2-Butanone	ND	33	ug/L	1.9
Carbon disulfide	ND	3.3	ug/L	0.43
Carbon tetrachloride	ND	3.3	ug/L	0.43
Chlorobenzene	ND	3.3	ug/L	0.50
Chloroethane	ND	3.3	ug/L	0.97
Chloroform	ND	3.3	ug/L	0.53
Chloromethane	ND	3.3	ug/L	1.0
Cyclohexane	ND	3.3	ug/L	0.40
Dibromochloromethane	ND	3.3	ug/L	0.60
1,2-Dibromo-3-chloro-propane	ND	6.7	ug/L	2.2
1,2-Dibromoethane	ND	3.3	ug/L	0.80
1,2-Dichlorobenzene	ND	3.3	ug/L	0.43
1,3-Dichlorobenzene	ND	3.3	ug/L	0.47
1,4-Dichlorobenzene	ND	3.3	ug/L	0.43
Dichlorodifluoromethane	ND	3.3	ug/L	1.0
1,1-Dichloroethane	ND	3.3	ug/L	0.50
1,2-Dichloroethane	ND	3.3	ug/L	0.73
1,1-Dichloroethene	ND	3.3	ug/L	0.63
cis-1,2-Dichloroethene	**97**	**3.3**	**ug/L**	**0.57**
trans-1,2-Dichloroethene	**25**	**3.3**	**ug/L**	**0.63**
1,2-Dichloropropane	ND	3.3	ug/L	0.60
cis-1,3-Dichloropropene	ND	3.3	ug/L	0.47
trans-1,3-Dichloropropene	ND	3.3	ug/L	0.63
Ethylbenzene	ND	3.3	ug/L	0.57
2-Hexanone	ND	33	ug/L	1.4
Isopropylbenzene	ND	3.3	ug/L	0.43
Methyl acetate	ND	33	ug/L	1.3
Methylene chloride	ND	3.3	ug/L	1.1
Methylcyclohexane	ND	3.3	ug/L	0.43
4-Methyl-2-pentanone	ND	33	ug/L	1.1
Methyl tert-butyl ether	ND	17	ug/L	0.57
Styrene	ND	3.3	ug/L	0.37
1,1,2,2-Tetrachloroethane	ND	3.3	ug/L	0.60

(Continued on next page)

Conestoga-Rovers & Associates, Inc.

Client Sample ID: GW-017324-111208-NH-008

GC/MS Volatiles

Lot-Sample #...: A8K130306-009 **Work Order #...:** K2WG81AA **Matrix.....:** WG

PARAMETER	RESULT	REPORTING LIMIT	UNITS	MDL
Tetrachloroethene	ND	3.3	ug/L	0.97
Toluene	ND	3.3	ug/L	0.43
1,2,4-Trichloro-benzene	ND	3.3	ug/L	0.50
1,1,1-Trichloroethane	ND	3.3	ug/L	0.73
1,1,2-Trichloroethane	ND	3.3	ug/L	0.90
Trichloroethene	**59**	**3.3**	**ug/L**	**0.57**
Trichlorofluoromethane	ND	3.3	ug/L	0.70
1,1,2-Trichloro-1,2,2-trifluoroethane	ND	3.3	ug/L	0.93
Vinyl chloride	**3.7**	**3.3**	**ug/L**	**0.73**
Xylenes (total)	ND	6.7	ug/L	0.93

SURROGATE	PERCENT RECOVERY	RECOVERY LIMITS
Dibromofluoromethane	112	(73 - 122)
1,2-Dichloroethane-d4	105	(61 - 128)
Toluene-d8	88	(76 - 110)
4-Bromofluorobenzene	83	(74 - 116)

Conestoga-Rovers & Associates, Inc.

Client Sample ID: GW-017324-111208-NH-008

GC/MS Semivolatiles

Lot-Sample #...: A8K130306-009 **Work Order #...:** K2WG81AC **Matrix.....:** WG
Date Sampled...: 11/12/08 10:25 **Date Received..:** 11/13/08
Prep Date.....: 11/15/08 **Analysis Date..:** 11/18/08
Prep Batch #...: 8320010
Dilution Factor: 1 **Method.....:** SW846 8270C

PARAMETER	RESULT	REPORTING LIMIT	UNITS	MDL
Acenaphthene	ND	0.20	ug/L	0.10
Acenaphthylene	ND	0.20	ug/L	0.10
Acetophenone	ND	1.0	ug/L	0.34
Anthracene	ND	0.20	ug/L	0.10
Atrazine	ND	1.0	ug/L	0.34
Benzo(a)anthracene	ND	0.20	ug/L	0.10
Benzo(a)pyrene	ND	0.20	ug/L	0.10
Benzo(b)fluoranthene	ND	0.20	ug/L	0.10
Benzo(ghi)perylene	ND	0.20	ug/L	0.10
Benzo(k)fluoranthene	ND	0.20	ug/L	0.10
Benzaldehyde	ND	1.0	ug/L	0.39
1,1'-Biphenyl	ND	1.0	ug/L	0.80
bis(2-Chloroethoxy) methane	ND	1.0	ug/L	0.32
bis(2-Chloroethyl)-ether	ND	1.0	ug/L	0.10
bis(2-Ethylhexyl) phthalate	**5.2 B**	**2.0**	**ug/L**	**0.80**
4-Bromophenyl phenyl ether	ND	2.0	ug/L	0.80
Butyl benzyl phthalate	ND	1.0	ug/L	0.80
Caprolactam	ND	5.0	ug/L	0.80
Carbazole	ND	1.0	ug/L	0.28
4-Chloroaniline	ND	2.0	ug/L	0.80
4-Chloro-3-methylphenol	ND	2.0	ug/L	0.80
2-Chloronaphthalene	ND	1.0	ug/L	0.10
2-Chlorophenol	ND	1.0	ug/L	0.29
4-Chlorophenyl phenyl ether	ND	2.0	ug/L	0.30
Chrysene	ND	0.20	ug/L	0.10
Dibenz(a,h)anthracene	ND	0.20	ug/L	0.10
Dibenzofuran	ND	1.0	ug/L	0.10
3,3'-Dichlorobenzidine	ND	5.0	ug/L	0.37
2,4-Dichlorophenol	ND	2.0	ug/L	0.80
Diethyl phthalate	ND	1.0	ug/L	0.60
2,4-Dimethylphenol	ND	2.0	ug/L	0.80
Dimethyl phthalate	ND	1.0	ug/L	0.29
Di-n-butyl phthalate	ND	1.0	ug/L	0.67
4,6-Dinitro-2-methylphenol	ND	5.0	ug/L	2.4

(Continued on next page)

Conestoga-Rovers & Associates, Inc.

Client Sample ID: GW-017324-111208-NH-008

GC/MS Semivolatiles

Lot-Sample #...: A8K130306-009 **Work Order #...:** K2WG81AC **Matrix.....:** WG

PARAMETER	RESULT	REPORTING LIMIT	UNITS	MDL
2,4-Dinitrophenol	ND	5.0	ug/L	2.4
2,4-Dinitrotoluene	ND	5.0	ug/L	0.27
2,6-Dinitrotoluene	ND	5.0	ug/L	0.80
Di-n-octyl phthalate	ND	1.0	ug/L	0.80
Fluoranthene	ND	0.20	ug/L	0.10
Fluorene	ND	0.20	ug/L	0.10
Hexachlorobenzene	ND	0.20	ug/L	0.10
Hexachlorobutadiene	ND	1.0	ug/L	0.27
Hexachlorocyclopenta-diene	ND	10	ug/L	0.80
Hexachloroethane	ND	1.0	ug/L	0.80
Indeno(1,2,3-cd)pyrene	ND	0.20	ug/L	0.10
Isophorone	ND	1.0	ug/L	0.27
2-Methylnaphthalene	ND	0.20	ug/L	0.10
2-Methylphenol	ND	1.0	ug/L	0.80
4-Methylphenol	ND	1.0	ug/L	0.80
Naphthalene	ND	0.20	ug/L	0.10
2-Nitroaniline	ND	2.0	ug/L	0.80
3-Nitroaniline	ND	2.0	ug/L	0.28
4-Nitroaniline	ND	2.0	ug/L	0.80
Nitrobenzene	ND	1.0	ug/L	0.040
2-Nitrophenol	ND	2.0	ug/L	0.28
4-Nitrophenol	ND	5.0	ug/L	2.4
N-Nitrosodi-n-propyl-amine	ND	1.0	ug/L	0.80
N-Nitrosodiphenylamine	ND	1.0	ug/L	0.31
2,2'-oxybis (1-Chloropropane)	ND	1.0	ug/L	0.40
Pentachlorophenol	ND	5.0	ug/L	2.4
Phenanthrene	ND	0.20	ug/L	0.10
Phenol	ND	1.0	ug/L	0.60
Pyrene	ND	0.20	ug/L	0.10
2,4,5-Trichloro-phenol	ND	5.0	ug/L	0.30
2,4,6-Trichloro-phenol	ND	5.0	ug/L	0.80

SURROGATE	PERCENT RECOVERY	RECOVERY LIMITS
Nitrobenzene-d5	64	(27 - 111)
2-Fluorobiphenyl	58	(28 - 110)
Terphenyl-d14	86	(37 - 119)
Phenol-d5	66	(10 - 110)
2-Fluorophenol	63	(10 - 110)
2,4,6-Tribromophenol	69	(22 - 120)

(Continued on next page)

Conestoga-Rovers & Associates, Inc.

Client Sample ID: GW-017324-111208-NH-008

GC/MS Semivolatiles

Lot-Sample #...: A8K130306-009 **Work Order #...:** K2WG81AC **Matrix.....:** WG

NOTE(S):

B Method blank contamination. The associated method blank contains the target analyte at a reportable level.

Conestoga-Rovers & Associates, Inc.

Client Sample ID: GW-017324-111208-NH-008

TOTAL Metals

Lot-Sample #...: A8K130306-009 **Matrix.....:** WG
Date Sampled...: 11/12/08 10:25 **Date Received..:** 11/13/08

PARAMETER	RESULT	REPORTING LIMIT	UNITS	METHOD	PREPARATION-ANALYSIS DATE	WORK ORDER #
Prep Batch #...: 8319022						
Arsenic	**15.5**	**10.0**	**ug/L**	**SW846 6010B**	**11/14-11/19/08**	**K2WG81AH**
		Dilution Factor: 1		MDL.....: 3.2		
Barium	**404**	**200**	**ug/L**	**SW846 6010B**	**11/14-11/19/08**	**K2WG81AD**
		Dilution Factor: 1		MDL.....: 0.67		
Cadmium	ND	5.0	ug/L	SW846 6010B	11/14-11/19/08	K2WG81AE
		Dilution Factor: 1		MDL.....: 0.66		
Lead	ND	3.0	ug/L	SW846 6010B	11/14-11/19/08	K2WG81AJ
		Dilution Factor: 1		MDL.....: 1.9		
Chromium	ND	10.0	ug/L	SW846 6010B	11/14-11/19/08	K2WG81AF
		Dilution Factor: 1		MDL.....: 2.2		
Selenium	ND	5.0	ug/L	SW846 6010B	11/14-11/19/08	K2WG81AK
		Dilution Factor: 1		MDL.....: 4.1		
Silver	ND	10.0	ug/L	SW846 6010B	11/14-11/19/08	K2WG81AG
		Dilution Factor: 1		MDL.....: 2.2		
Mercury	ND	0.20	ug/L	SW846 7470A	11/14-11/17/08	K2WG81AL
		Dilution Factor: 1		MDL.....: 0.12		

Conestoga-Rovers & Associates, Inc.

Client Sample ID: GW-017324-111208-NH-008

DISSOLVED Metals

Lot-Sample #...: A8K130306-009 **Matrix.....:** WG
Date Sampled...: 11/12/08 10:25 **Date Received..:** 11/13/08

PARAMETER	RESULT	REPORTING LIMIT	UNITS	METHOD	PREPARATION-ANALYSIS DATE	WORK ORDER #
Prep Batch #...: 8319022						
Arsenic	ND	10.0	ug/L	SW846 6010B	11/14-11/19/08	K2WG81AR
		Dilution Factor: 1		MDL.....: 3.2		
Barium	**407**	**200**	**ug/L**	**SW846 6010B**	**11/14-11/19/08**	**K2WG81AM**
		Dilution Factor: 1		MDL.....: 0.67		
Cadmium	ND	5.0	ug/L	SW846 6010B	11/14-11/19/08	K2WG81AN
		Dilution Factor: 1		MDL.....: 0.66		
Lead	**8.3**	**3.0**	**ug/L**	**SW846 6010B**	**11/14-11/19/08**	**K2WG81AT**
		Dilution Factor: 1		MDL.....: 1.9		
Chromium	ND	10.0	ug/L	SW846 6010B	11/14-11/19/08	K2WG81AP
		Dilution Factor: 1		MDL.....: 2.2		
Selenium	ND	5.0	ug/L	SW846 6010B	11/14-11/19/08	K2WG81AU
		Dilution Factor: 1		MDL.....: 4.1		
Silver	ND	10.0	ug/L	SW846 6010B	11/14-11/19/08	K2WG81AQ
		Dilution Factor: 1		MDL.....: 2.2		
Mercury	ND	0.20	ug/L	SW846 7470A	11/14-11/17/08	K2WG81AV
		Dilution Factor: 1		MDL.....: 0.12		

Conestoga-Rovers & Associates, Inc.

Client Sample ID: GW-017324-111208-NH-009

GC/MS Volatiles

Lot-Sample #...: A8K130306-010 **Work Order #...:** K2WHF1AA **Matrix.....:** WG
Date Sampled...: 11/12/08 11:35 **Date Received..:** 11/13/08
Prep Date.....: 11/21/08 **Analysis Date..:** 11/21/08
Prep Batch #...: 8329205
Dilution Factor: 66.67 **Method.....:** SW846 8260B

PARAMETER	RESULT	REPORTING LIMIT	UNITS	MDL
Acetone	ND	670	ug/L	73
Benzene	ND	67	ug/L	8.7
Bromodichloromethane	ND	67	ug/L	10
Bromoform	ND	67	ug/L	43
Bromomethane	ND	67	ug/L	27
2-Butanone	ND	670	ug/L	38
Carbon disulfide	ND	67	ug/L	8.7
Carbon tetrachloride	ND	67	ug/L	8.7
Chlorobenzene	ND	67	ug/L	10
Chloroethane	ND	67	ug/L	19
Chloroform	ND	67	ug/L	11
Chloromethane	ND	67	ug/L	20
Cyclohexane	ND	67	ug/L	8.0
Dibromochloromethane	ND	67	ug/L	12
1,2-Dibromo-3-chloro-propane	ND	130	ug/L	45
1,2-Dibromoethane	ND	67	ug/L	16
1,2-Dichlorobenzene	ND	67	ug/L	8.7
1,3-Dichlorobenzene	ND	67	ug/L	9.3
1,4-Dichlorobenzene	ND	67	ug/L	8.7
Dichlorodifluoromethane	ND	67	ug/L	21
1,1-Dichloroethane	ND	67	ug/L	10
1,2-Dichloroethane	ND	67	ug/L	15
1,1-Dichloroethene	ND	67	ug/L	13
cis-1,2-Dichloroethene	**1900**	**67**	**ug/L**	**11**
trans-1,2-Dichloroethene	**360**	**67**	**ug/L**	**13**
1,2-Dichloropropane	ND	67	ug/L	12
cis-1,3-Dichloropropene	ND	67	ug/L	9.3
trans-1,3-Dichloropropene	ND	67	ug/L	13
Ethylbenzene	ND	67	ug/L	11
2-Hexanone	ND	670	ug/L	27
Isopropylbenzene	ND	67	ug/L	8.7
Methyl acetate	ND	670	ug/L	25
Methylene chloride	ND	67	ug/L	22
Methylcyclohexane	ND	67	ug/L	8.7
4-Methyl-2-pentanone	ND	670	ug/L	21
Methyl tert-butyl ether	ND	330	ug/L	11
Styrene	ND	67	ug/L	7.3
1,1,2,2-Tetrachloroethane	ND	67	ug/L	12

(Continued on next page)

Conestoga-Rovers & Associates, Inc.

Client Sample ID: GW-017324-111208-NH-009

GC/MS Volatiles

Lot-Sample #...: A8K130306-010 **Work Order #...:** K2WHF1AA **Matrix.....:** WG

PARAMETER	RESULT	REPORTING LIMIT	UNITS	MDL
Tetrachloroethene	ND	67	ug/L	19
Toluene	ND	67	ug/L	8.7
1,2,4-Trichloro-benzene	ND	67	ug/L	10
1,1,1-Trichloroethane	ND	67	ug/L	15
1,1,2-Trichloroethane	ND	67	ug/L	18
Trichloroethene	**300**	**67**	**ug/L**	**11**
Trichlorofluoromethane	ND	67	ug/L	14
1,1,2-Trichloro-1,2,2-trifluoroethane	ND	67	ug/L	19
Vinyl chloride	ND	67	ug/L	15
Xylenes (total)	ND	130	ug/L	19

SURROGATE	PERCENT RECOVERY	RECOVERY LIMITS
Dibromofluoromethane	114	(73 - 122)
1,2-Dichloroethane-d4	102	(61 - 128)
Toluene-d8	87	(76 - 110)
4-Bromofluorobenzene	80	(74 - 116)

Conestoga-Rovers & Associates, Inc.

Client Sample ID: GW-017324-111208-NH-009

GC/MS Semivolatiles

Lot-Sample #...: A8K130306-010 **Work Order #...:** K2WHF1AC **Matrix.....:** WG
Date Sampled...: 11/12/08 11:35 **Date Received..:** 11/13/08
Prep Date.....: 11/15/08 **Analysis Date..:** 11/18/08
Prep Batch #...: 8320010
Dilution Factor: 1 **Method.....:** SW846 8270C

PARAMETER	RESULT	REPORTING LIMIT	UNITS	MDL
Acenaphthene	ND	0.20	ug/L	0.10
Acenaphthylene	ND	0.20	ug/L	0.10
Acetophenone	ND	1.0	ug/L	0.34
Anthracene	ND	0.20	ug/L	0.10
Atrazine	ND	1.0	ug/L	0.34
Benzo(a)anthracene	ND	0.20	ug/L	0.10
Benzo(a)pyrene	ND	0.20	ug/L	0.10
Benzo(b)fluoranthene	ND	0.20	ug/L	0.10
Benzo(ghi)perylene	ND	0.20	ug/L	0.10
Benzo(k)fluoranthene	ND	0.20	ug/L	0.10
Benzaldehyde	ND	1.0	ug/L	0.39
1,1'-Biphenyl	ND	1.0	ug/L	0.80
bis(2-Chloroethoxy) methane	ND	1.0	ug/L	0.32
bis(2-Chloroethyl)-ether	ND	1.0	ug/L	0.10
bis(2-Ethylhexyl) phthalate	ND	2.0	ug/L	0.80
4-Bromophenyl phenyl ether	ND	2.0	ug/L	0.80
Butyl benzyl phthalate	ND	1.0	ug/L	0.80
Caprolactam	ND	5.0	ug/L	0.80
Carbazole	ND	1.0	ug/L	0.28
4-Chloroaniline	ND	2.0	ug/L	0.80
4-Chloro-3-methylphenol	ND	2.0	ug/L	0.80
2-Chloronaphthalene	ND	1.0	ug/L	0.10
2-Chlorophenol	ND	1.0	ug/L	0.29
4-Chlorophenyl phenyl ether	ND	2.0	ug/L	0.30
Chrysene	ND	0.20	ug/L	0.10
Dibenz(a,h)anthracene	ND	0.20	ug/L	0.10
Dibenzofuran	ND	1.0	ug/L	0.10
3,3'-Dichlorobenzidine	ND	5.0	ug/L	0.37
2,4-Dichlorophenol	ND	2.0	ug/L	0.80
Diethyl phthalate	ND	1.0	ug/L	0.60
2,4-Dimethylphenol	ND	2.0	ug/L	0.80
Dimethyl phthalate	ND	1.0	ug/L	0.29
Di-n-butyl phthalate	ND	1.0	ug/L	0.67
4,6-Dinitro-2-methylphenol	ND	5.0	ug/L	2.4

(Continued on next page)

Conestoga-Rovers & Associates, Inc.

Client Sample ID: GW-017324-111208-NH-009

GC/MS Semivolatiles

Lot-Sample #...: A8K130306-010 **Work Order #...:** K2WHF1AC **Matrix.....:** WG

PARAMETER	RESULT	REPORTING LIMIT	UNITS	MDL
2,4-Dinitrophenol	ND	5.0	ug/L	2.4
2,4-Dinitrotoluene	ND	5.0	ug/L	0.27
2,6-Dinitrotoluene	ND	5.0	ug/L	0.80
Di-n-octyl phthalate	ND	1.0	ug/L	0.80
Fluoranthene	ND	0.20	ug/L	0.10
Fluorene	ND	0.20	ug/L	0.10
Hexachlorobenzene	ND	0.20	ug/L	0.10
Hexachlorobutadiene	ND	1.0	ug/L	0.27
Hexachlorocyclopenta-diene	ND	10	ug/L	0.80
Hexachloroethane	ND	1.0	ug/L	0.80
Indeno(1,2,3-cd)pyrene	ND	0.20	ug/L	0.10
Isophorone	ND	1.0	ug/L	0.27
2-Methylnaphthalene	ND	0.20	ug/L	0.10
2-Methylphenol	ND	1.0	ug/L	0.80
4-Methylphenol	ND	1.0	ug/L	0.80
Naphthalene	ND	0.20	ug/L	0.10
2-Nitroaniline	ND	2.0	ug/L	0.80
3-Nitroaniline	ND	2.0	ug/L	0.28
4-Nitroaniline	ND	2.0	ug/L	0.80
Nitrobenzene	ND	1.0	ug/L	0.040
2-Nitrophenol	ND	2.0	ug/L	0.28
4-Nitrophenol	ND	5.0	ug/L	2.4
N-Nitrosodi-n-propyl-amine	ND	1.0	ug/L	0.80
N-Nitrosodiphenylamine	ND	1.0	ug/L	0.31
2,2'-oxybis (1-Chloropropane)	ND	1.0	ug/L	0.40
Pentachlorophenol	ND	5.0	ug/L	2.4
Phenanthrene	ND	0.20	ug/L	0.10
Phenol	ND	1.0	ug/L	0.60
Pyrene	ND	0.20	ug/L	0.10
2,4,5-Trichloro-phenol	ND	5.0	ug/L	0.30
2,4,6-Trichloro-phenol	ND	5.0	ug/L	0.80

SURROGATE	PERCENT RECOVERY	RECOVERY LIMITS
Nitrobenzene-d5	62	(27 - 111)
2-Fluorobiphenyl	53	(28 - 110)
Terphenyl-d14	64	(37 - 119)
Phenol-d5	58	(10 - 110)
2-Fluorophenol	58	(10 - 110)
2,4,6-Tribromophenol	65	(22 - 120)

Conestoga-Rovers & Associates, Inc.

Client Sample ID: GW-017324-111208-NH-009

TOTAL Metals

Lot-Sample #...: A8K130306-010 **Matrix.....:** WG
Date Sampled...: 11/12/08 11:35 **Date Received..:** 11/13/08

PARAMETER	RESULT	REPORTING LIMIT	UNITS	METHOD	PREPARATION-ANALYSIS DATE	WORK ORDER #
Prep Batch #...: 8319022						
Arsenic	ND	10.0	ug/L	SW846 6010B	11/14-11/19/08	K2WHF1AH
		Dilution Factor: 1		MDL.....: 3.2		
Barium	ND	200	ug/L	SW846 6010B	11/14-11/19/08	K2WHF1AD
		Dilution Factor: 1		MDL.....: 0.67		
Cadmium	ND	5.0	ug/L	SW846 6010B	11/14-11/19/08	K2WHF1AE
		Dilution Factor: 1		MDL.....: 0.66		
Lead	**44.3**	**3.0**	**ug/L**	**SW846 6010B**	**11/14-11/19/08**	**K2WHF1AJ**
		Dilution Factor: 1		MDL.....: 1.9		
Chromium	ND	10.0	ug/L	SW846 6010B	11/14-11/19/08	K2WHF1AF
		Dilution Factor: 1		MDL.....: 2.2		
Selenium	ND	5.0	ug/L	SW846 6010B	11/14-11/19/08	K2WHF1AK
		Dilution Factor: 1		MDL.....: 4.1		
Silver	ND	10.0	ug/L	SW846 6010B	11/14-11/19/08	K2WHF1AG
		Dilution Factor: 1		MDL.....: 2.2		
Mercury	ND	0.20	ug/L	SW846 7470A	11/14-11/17/08	K2WHF1AL
		Dilution Factor: 1		MDL.....: 0.12		

Conestoga-Rovers & Associates, Inc.

Client Sample ID: GW-017324-111208-NH-009

DISSOLVED Metals

Lot-Sample #...: A8K130306-010 **Matrix.....:** WG
Date Sampled...: 11/12/08 11:35 **Date Received..:** 11/13/08

PARAMETER	RESULT	REPORTING LIMIT	UNITS	METHOD	PREPARATION-ANALYSIS DATE	WORK ORDER #
Prep Batch #...: 8319022						
Arsenic	ND	10.0	ug/L	SW846 6010B	11/14-11/19/08	K2WHF1AR
		Dilution Factor: 1		MDL.....: 3.2		
Barium	ND	200	ug/L	SW846 6010B	11/14-11/19/08	K2WHF1AM
		Dilution Factor: 1		MDL.....: 0.67		
Cadmium	ND	5.0	ug/L	SW846 6010B	11/14-11/19/08	K2WHF1AN
		Dilution Factor: 1		MDL.....: 0.66		
Lead	ND	3.0	ug/L	SW846 6010B	11/14-11/19/08	K2WHF1AT
		Dilution Factor: 1		MDL.....: 1.9		
Chromium	ND	10.0	ug/L	SW846 6010B	11/14-11/19/08	K2WHF1AP
		Dilution Factor: 1		MDL.....: 2.2		
Selenium	ND	5.0	ug/L	SW846 6010B	11/14-11/19/08	K2WHF1AU
		Dilution Factor: 1		MDL.....: 4.1		
Silver	ND	10.0	ug/L	SW846 6010B	11/14-11/19/08	K2WHF1AQ
		Dilution Factor: 1		MDL.....: 2.2		
Mercury	ND	0.20	ug/L	SW846 7470A	11/14-11/17/08	K2WHF1AV
		Dilution Factor: 1		MDL.....: 0.12		

Conestoga-Rovers & Associates, Inc.

Client Sample ID: GW-017324-111208-NH-010

GC/MS Volatiles

Lot-Sample #...: A8K130306-011 **Work Order #...:** K2WHG1AA **Matrix.....:** WG
Date Sampled...: 11/12/08 14:10 **Date Received..:** 11/13/08
Prep Date.....: 11/21/08 **Analysis Date..:** 11/21/08
Prep Batch #...: 8329205
Dilution Factor: 1 **Method.....:** SW846 8260B

PARAMETER	RESULT	REPORTING LIMIT	UNITS	MDL
Acetone	ND	10	ug/L	1.1
Benzene	ND	1.0	ug/L	0.13
Bromodichloromethane	ND	1.0	ug/L	0.15
Bromoform	ND	1.0	ug/L	0.64
Bromomethane	ND	1.0	ug/L	0.41
2-Butanone	ND	10	ug/L	0.57
Carbon disulfide	ND	1.0	ug/L	0.13
Carbon tetrachloride	ND	1.0	ug/L	0.13
Chlorobenzene	ND	1.0	ug/L	0.15
Chloroethane	ND	1.0	ug/L	0.29
Chloroform	ND	1.0	ug/L	0.16
Chloromethane	ND	1.0	ug/L	0.30
Cyclohexane	ND	1.0	ug/L	0.12
Dibromochloromethane	ND	1.0	ug/L	0.18
1,2-Dibromo-3-chloro-propane	ND	2.0	ug/L	0.67
1,2-Dibromoethane	ND	1.0	ug/L	0.24
1,2-Dichlorobenzene	ND	1.0	ug/L	0.13
1,3-Dichlorobenzene	ND	1.0	ug/L	0.14
1,4-Dichlorobenzene	ND	1.0	ug/L	0.13
Dichlorodifluoromethane	ND	1.0	ug/L	0.31
1,1-Dichloroethane	ND	1.0	ug/L	0.15
1,2-Dichloroethane	ND	1.0	ug/L	0.22
1,1-Dichloroethene	ND	1.0	ug/L	0.19
cis-1,2-Dichloroethene	ND	1.0	ug/L	0.17
trans-1,2-Dichloroethene	ND	1.0	ug/L	0.19
1,2-Dichloropropane	ND	1.0	ug/L	0.18
cis-1,3-Dichloropropene	ND	1.0	ug/L	0.14
trans-1,3-Dichloropropene	ND	1.0	ug/L	0.19
Ethylbenzene	ND	1.0	ug/L	0.17
2-Hexanone	ND	10	ug/L	0.41
Isopropylbenzene	ND	1.0	ug/L	0.13
Methyl acetate	ND	10	ug/L	0.38
Methylene chloride	ND	1.0	ug/L	0.33
Methylcyclohexane	ND	1.0	ug/L	0.13
4-Methyl-2-pentanone	ND	10	ug/L	0.32
Methyl tert-butyl ether	ND	5.0	ug/L	0.17
Styrene	ND	1.0	ug/L	0.11
1,1,2,2-Tetrachloroethane	ND	1.0	ug/L	0.18

(Continued on next page)

Conestoga-Rovers & Associates, Inc.

Client Sample ID: GW-017324-111208-NH-010

GC/MS Volatiles

Lot-Sample #...: A8K130306-011 **Work Order #...:** K2WHG1AA **Matrix.....:** WG

PARAMETER	RESULT	REPORTING LIMIT	UNITS	MDL
Tetrachloroethene	ND	1.0	ug/L	0.29
Toluene	ND	1.0	ug/L	0.13
1,2,4-Trichloro-benzene	ND	1.0	ug/L	0.15
1,1,1-Trichloroethane	ND	1.0	ug/L	0.22
1,1,2-Trichloroethane	ND	1.0	ug/L	0.27
Trichloroethene	ND	1.0	ug/L	0.17
Trichlorofluoromethane	ND	1.0	ug/L	0.21
1,1,2-Trichloro-1,2,2-trifluoroethane	ND	1.0	ug/L	0.28
Vinyl chloride	ND	1.0	ug/L	0.22
Xylenes (total)	ND	2.0	ug/L	0.28

SURROGATE	PERCENT RECOVERY	RECOVERY LIMITS
Dibromofluoromethane	111	(73 - 122)
1,2-Dichloroethane-d4	102	(61 - 128)
Toluene-d8	86	(76 - 110)
4-Bromofluorobenzene	82	(74 - 116)

Conestoga-Rovers & Associates, Inc.

Client Sample ID: GW-017324-111208-NH-010

GC/MS Semivolatiles

Lot-Sample #...: A8K130306-011 **Work Order #...:** K2WHG1AC **Matrix.....:** WG
Date Sampled...: 11/12/08 14:10 **Date Received..:** 11/13/08
Prep Date.....: 11/15/08 **Analysis Date..:** 11/18/08
Prep Batch #...: 8320010
Dilution Factor: 1 **Method.....:** SW846 8270C

PARAMETER	RESULT	REPORTING LIMIT	UNITS	MDL
Acenaphthene	ND	0.20	ug/L	0.10
Acenaphthylene	ND	0.20	ug/L	0.10
Acetophenone	ND	1.0	ug/L	0.34
Anthracene	ND	0.20	ug/L	0.10
Atrazine	ND	1.0	ug/L	0.34
Benzo(a)anthracene	ND	0.20	ug/L	0.10
Benzo(a)pyrene	ND	0.20	ug/L	0.10
Benzo(b)fluoranthene	**0.29**	**0.20**	**ug/L**	**0.10**
Benzo(ghi)perylene	**0.20**	**0.20**	**ug/L**	**0.10**
Benzo(k)fluoranthene	ND	0.20	ug/L	0.10
Benzaldehyde	ND	1.0	ug/L	0.39
1,1'-Biphenyl	ND	1.0	ug/L	0.80
bis(2-Chloroethoxy) methane	ND	1.0	ug/L	0.32
bis(2-Chloroethyl)-ether	ND	1.0	ug/L	0.10
bis(2-Ethylhexyl) phthalate	**2.3 B**	**2.0**	**ug/L**	**0.80**
4-Bromophenyl phenyl ether	ND	2.0	ug/L	0.80
Butyl benzyl phthalate	ND	1.0	ug/L	0.80
Caprolactam	ND	5.0	ug/L	0.80
Carbazole	ND	1.0	ug/L	0.28
4-Chloroaniline	ND	2.0	ug/L	0.80
4-Chloro-3-methylphenol	ND	2.0	ug/L	0.80
2-Chloronaphthalene	ND	1.0	ug/L	0.10
2-Chlorophenol	ND	1.0	ug/L	0.29
4-Chlorophenyl phenyl ether	ND	2.0	ug/L	0.30
Chrysene	ND	0.20	ug/L	0.10
Dibenz(a,h)anthracene	ND	0.20	ug/L	0.10
Dibenzofuran	ND	1.0	ug/L	0.10
3,3'-Dichlorobenzidine	ND	5.0	ug/L	0.37
2,4-Dichlorophenol	ND	2.0	ug/L	0.80
Diethyl phthalate	ND	1.0	ug/L	0.60
2,4-Dimethylphenol	ND	2.0	ug/L	0.80
Dimethyl phthalate	ND	1.0	ug/L	0.29
Di-n-butyl phthalate	ND	1.0	ug/L	0.67
4,6-Dinitro-2-methylphenol	ND	5.0	ug/L	2.4

(Continued on next page)

Conestoga-Rovers & Associates, Inc.

Client Sample ID: GW-017324-111208-NH-010

GC/MS Semivolatiles

Lot-Sample #...: A8K130306-011 **Work Order #...:** K2WHG1AC **Matrix.....:** WG

PARAMETER	RESULT	REPORTING LIMIT	UNITS	MDL
2,4-Dinitrophenol	ND	5.0	ug/L	2.4
2,4-Dinitrotoluene	ND	5.0	ug/L	0.27
2,6-Dinitrotoluene	ND	5.0	ug/L	0.80
Di-n-octyl phthalate	ND	1.0	ug/L	0.80
Fluoranthene	ND	0.20	ug/L	0.10
Fluorene	ND	0.20	ug/L	0.10
Hexachlorobenzene	ND	0.20	ug/L	0.10
Hexachlorobutadiene	ND	1.0	ug/L	0.27
Hexachlorocyclopenta-diene	ND	10	ug/L	0.80
Hexachloroethane	ND	1.0	ug/L	0.80
Indeno(1,2,3-cd)pyrene	**0.66**	**0.20**	**ug/L**	**0.10**
Isophorone	ND	1.0	ug/L	0.27
2-Methylnaphthalene	ND	0.20	ug/L	0.10
2-Methylphenol	ND	1.0	ug/L	0.80
4-Methylphenol	ND	1.0	ug/L	0.80
Naphthalene	ND	0.20	ug/L	0.10
2-Nitroaniline	ND	2.0	ug/L	0.80
3-Nitroaniline	ND	2.0	ug/L	0.28
4-Nitroaniline	ND	2.0	ug/L	0.80
Nitrobenzene	ND	1.0	ug/L	0.040
2-Nitrophenol	ND	2.0	ug/L	0.28
4-Nitrophenol	ND	5.0	ug/L	2.4
N-Nitrosodi-n-propyl-amine	ND	1.0	ug/L	0.80
N-Nitrosodiphenylamine	ND	1.0	ug/L	0.31
2,2'-oxybis (1-Chloropropane)	ND	1.0	ug/L	0.40
Pentachlorophenol	ND	5.0	ug/L	2.4
Phenanthrene	ND	0.20	ug/L	0.10
Phenol	ND	1.0	ug/L	0.60
Pyrene	ND	0.20	ug/L	0.10
2,4,5-Trichloro-phenol	ND	5.0	ug/L	0.30
2,4,6-Trichloro-phenol	ND	5.0	ug/L	0.80

SURROGATE	PERCENT RECOVERY	RECOVERY LIMITS
Nitrobenzene-d5	68	(27 - 111)
2-Fluorobiphenyl	59	(28 - 110)
Terphenyl-d14	81	(37 - 119)
Phenol-d5	72	(10 - 110)
2-Fluorophenol	68	(10 - 110)
2,4,6-Tribromophenol	72	(22 - 120)

(Continued on next page)

Conestoga-Rovers & Associates, Inc.

Client Sample ID: GW-017324-111208-NH-010

GC/MS Semivolatiles

Lot-Sample #...: A8K130306-011 **Work Order #...:** K2WHG1AC **Matrix.....:** WG

NOTE(S):

B Method blank contamination. The associated method blank contains the target analyte at a reportable level.

Conestoga-Rovers & Associates, Inc.

Client Sample ID: GW-017324-111208-NH-010

TOTAL Metals

Lot-Sample #...: A8K130306-011 **Matrix.....:** WG
Date Sampled...: 11/12/08 14:10 **Date Received..:** 11/13/08

PARAMETER	RESULT	REPORTING LIMIT	UNITS	METHOD	PREPARATION-ANALYSIS DATE	WORK ORDER #
Prep Batch #...: 8319022						
Arsenic	**14.8**	**10.0**	**ug/L**	**SW846 6010B**	**11/14-11/19/08**	**K2WHG1AH**
		Dilution Factor: 1		MDL.....: 3.2		
Barium	ND	200	ug/L	SW846 6010B	11/14-11/19/08	K2WHG1AD
		Dilution Factor: 1		MDL.....: 0.67		
Cadmium	ND	5.0	ug/L	SW846 6010B	11/14-11/19/08	K2WHG1AE
		Dilution Factor: 1		MDL.....: 0.66		
Lead	**21.6**	**3.0**	**ug/L**	**SW846 6010B**	**11/14-11/19/08**	**K2WHG1AJ**
		Dilution Factor: 1		MDL.....: 1.9		
Chromium	ND	10.0	ug/L	SW846 6010B	11/14-11/19/08	K2WHG1AF
		Dilution Factor: 1		MDL.....: 2.2		
Selenium	ND	5.0	ug/L	SW846 6010B	11/14-11/19/08	K2WHG1AK
		Dilution Factor: 1		MDL.....: 4.1		
Silver	ND	10.0	ug/L	SW846 6010B	11/14-11/19/08	K2WHG1AG
		Dilution Factor: 1		MDL.....: 2.2		
Mercury	ND	0.20	ug/L	SW846 7470A	11/14-11/17/08	K2WHG1AL
		Dilution Factor: 1		MDL.....: 0.12		

Conestoga-Rovers & Associates, Inc.

Client Sample ID: GW-017324-111208-NH-010

DISSOLVED Metals

Lot-Sample #...: A8K130306-011 **Matrix.....:** WG
Date Sampled...: 11/12/08 14:10 **Date Received..:** 11/13/08

PARAMETER	RESULT	REPORTING LIMIT	UNITS	METHOD	PREPARATION-ANALYSIS DATE	WORK ORDER #
Prep Batch #...: 8319022						
Arsenic	ND	10.0	ug/L	SW846 6010B	11/14-11/19/08	K2WHG1AR
		Dilution Factor: 1		MDL.....: 3.2		
Barium	ND	200	ug/L	SW846 6010B	11/14-11/19/08	K2WHG1AM
		Dilution Factor: 1		MDL.....: 0.67		
Cadmium	ND	5.0	ug/L	SW846 6010B	11/14-11/19/08	K2WHG1AN
		Dilution Factor: 1		MDL.....: 0.66		
Lead	ND	3.0	ug/L	SW846 6010B	11/14-11/19/08	K2WHG1AT
		Dilution Factor: 1		MDL.....: 1.9		
Chromium	ND	10.0	ug/L	SW846 6010B	11/14-11/19/08	K2WHG1AP
		Dilution Factor: 1		MDL.....: 2.2		
Selenium	ND	5.0	ug/L	SW846 6010B	11/14-11/19/08	K2WHG1AU
		Dilution Factor: 1		MDL.....: 4.1		
Silver	ND	10.0	ug/L	SW846 6010B	11/14-11/19/08	K2WHG1AQ
		Dilution Factor: 1		MDL.....: 2.2		
Mercury	ND	0.20	ug/L	SW846 7470A	11/14-11/17/08	K2WHG1AV
		Dilution Factor: 1		MDL.....: 0.12		

Conestoga-Rovers & Associates, Inc.

Client Sample ID: GW-017324-111208-NH-011

GC/MS Volatiles

Lot-Sample #...: A8K130306-012 **Work Order #...:** K2WHK1AA **Matrix.....:** WG
Date Sampled...: 11/12/08 15:25 **Date Received..:** 11/13/08
Prep Date.....: 11/21/08 **Analysis Date..:** 11/21/08
Prep Batch #...: 8329205
Dilution Factor: 16.67 **Method.....:** SW846 8260B

PARAMETER	RESULT	REPORTING LIMIT	UNITS	MDL
Acetone	ND	170	ug/L	18
Benzene	ND	17	ug/L	2.2
Bromodichloromethane	ND	17	ug/L	2.5
Bromoform	ND	17	ug/L	11
Bromomethane	ND	17	ug/L	6.8
2-Butanone	ND	170	ug/L	9.5
Carbon disulfide	ND	17	ug/L	2.2
Carbon tetrachloride	ND	17	ug/L	2.2
Chlorobenzene	ND	17	ug/L	2.5
Chloroethane	ND	17	ug/L	4.8
Chloroform	ND	17	ug/L	2.7
Chloromethane	ND	17	ug/L	5.0
Cyclohexane	ND	17	ug/L	2.0
Dibromochloromethane	ND	17	ug/L	3.0
1,2-Dibromo-3-chloro-propane	ND	33	ug/L	11
1,2-Dibromoethane	ND	17	ug/L	4.0
1,2-Dichlorobenzene	ND	17	ug/L	2.2
1,3-Dichlorobenzene	ND	17	ug/L	2.3
1,4-Dichlorobenzene	ND	17	ug/L	2.2
Dichlorodifluoromethane	ND	17	ug/L	5.2
1,1-Dichloroethane	ND	17	ug/L	2.5
1,2-Dichloroethane	ND	17	ug/L	3.7
1,1-Dichloroethene	ND	17	ug/L	3.2
cis-1,2-Dichloroethene	**500**	**17**	**ug/L**	**2.8**
trans-1,2-Dichloroethene	**240**	**17**	**ug/L**	**3.2**
1,2-Dichloropropane	ND	17	ug/L	3.0
cis-1,3-Dichloropropene	ND	17	ug/L	2.3
trans-1,3-Dichloropropene	ND	17	ug/L	3.2
Ethylbenzene	ND	17	ug/L	2.8
2-Hexanone	ND	170	ug/L	6.8
Isopropylbenzene	ND	17	ug/L	2.2
Methyl acetate	ND	170	ug/L	6.3
Methylene chloride	ND	17	ug/L	5.5
Methylcyclohexane	ND	17	ug/L	2.2
4-Methyl-2-pentanone	ND	170	ug/L	5.3
Methyl tert-butyl ether	ND	83	ug/L	2.8
Styrene	ND	17	ug/L	1.8
1,1,2,2-Tetrachloroethane	ND	17	ug/L	3.0

(Continued on next page)

Conestoga-Rovers & Associates, Inc.

Client Sample ID: GW-017324-111208-NH-011

GC/MS Volatiles

Lot-Sample #...: A8K130306-012 **Work Order #...:** K2WHK1AA **Matrix.....:** WG

PARAMETER	RESULT	REPORTING LIMIT	UNITS	MDL
Tetrachloroethene	ND	17	ug/L	4.8
Toluene	ND	17	ug/L	2.2
1,2,4-Trichloro-benzene	ND	17	ug/L	2.5
1,1,1-Trichloroethane	ND	17	ug/L	3.7
1,1,2-Trichloroethane	ND	17	ug/L	4.5
Trichloroethene	**380**	**17**	**ug/L**	**2.8**
Trichlorofluoromethane	ND	17	ug/L	3.5
1,1,2-Trichloro-1,2,2-trifluoroethane	ND	17	ug/L	4.7
Vinyl chloride	ND	17	ug/L	3.7
Xylenes (total)	ND	33	ug/L	4.7

SURROGATE	PERCENT RECOVERY	RECOVERY LIMITS
Dibromofluoromethane	115	(73 - 122)
1,2-Dichloroethane-d4	104	(61 - 128)
Toluene-d8	88	(76 - 110)
4-Bromofluorobenzene	82	(74 - 116)

Conestoga-Rovers & Associates, Inc.

Client Sample ID: GW-017324-111208-NH-011

GC/MS Semivolatiles

Lot-Sample #...: A8K130306-012 **Work Order #...:** K2WHK1AC **Matrix.....:** WG
Date Sampled...: 11/12/08 15:25 **Date Received..:** 11/13/08
Prep Date.....: 11/15/08 **Analysis Date..:** 11/18/08
Prep Batch #...: 8320010
Dilution Factor: 1 **Method.....:** SW846 8270C

PARAMETER	RESULT	REPORTING LIMIT	UNITS	MDL
Acenaphthene	ND	0.20	ug/L	0.10
Acenaphthylene	ND	0.20	ug/L	0.10
Acetophenone	ND	1.0	ug/L	0.34
Anthracene	ND	0.20	ug/L	0.10
Atrazine	ND	1.0	ug/L	0.34
Benzo(a)anthracene	ND	0.20	ug/L	0.10
Benzo(a)pyrene	ND	0.20	ug/L	0.10
Benzo(b)fluoranthene	ND	0.20	ug/L	0.10
Benzo(ghi)perylene	ND	0.20	ug/L	0.10
Benzo(k)fluoranthene	ND	0.20	ug/L	0.10
Benzaldehyde	ND	1.0	ug/L	0.39
1,1'-Biphenyl	ND	1.0	ug/L	0.80
bis(2-Chloroethoxy) methane	ND	1.0	ug/L	0.32
bis(2-Chloroethyl)-ether	ND	1.0	ug/L	0.10
bis(2-Ethylhexyl) phthalate	ND	2.0	ug/L	0.80
4-Bromophenyl phenyl ether	ND	2.0	ug/L	0.80
Butyl benzyl phthalate	ND	1.0	ug/L	0.80
Caprolactam	ND	5.0	ug/L	0.80
Carbazole	ND	1.0	ug/L	0.28
4-Chloroaniline	ND	2.0	ug/L	0.80
4-Chloro-3-methylphenol	ND	2.0	ug/L	0.80
2-Chloronaphthalene	ND	1.0	ug/L	0.10
2-Chlorophenol	ND	1.0	ug/L	0.29
4-Chlorophenyl phenyl ether	ND	2.0	ug/L	0.30
Chrysene	ND	0.20	ug/L	0.10
Dibenz(a,h)anthracene	ND	0.20	ug/L	0.10
Dibenzofuran	ND	1.0	ug/L	0.10
3,3'-Dichlorobenzidine	ND	5.0	ug/L	0.37
2,4-Dichlorophenol	ND	2.0	ug/L	0.80
Diethyl phthalate	ND	1.0	ug/L	0.60
2,4-Dimethylphenol	ND	2.0	ug/L	0.80
Dimethyl phthalate	ND	1.0	ug/L	0.29
Di-n-butyl phthalate	ND	1.0	ug/L	0.67
4,6-Dinitro-2-methylphenol	ND	5.0	ug/L	2.4

(Continued on next page)

Conestoga-Rovers & Associates, Inc.

Client Sample ID: GW-017324-111208-NH-011

GC/MS Semivolatiles

Lot-Sample #...: A8K130306-012 **Work Order #...:** K2WHK1AC **Matrix.....:** WG

PARAMETER	RESULT	REPORTING LIMIT	UNITS	MDL
2,4-Dinitrophenol	ND	5.0	ug/L	2.4
2,4-Dinitrotoluene	ND	5.0	ug/L	0.27
2,6-Dinitrotoluene	ND	5.0	ug/L	0.80
Di-n-octyl phthalate	ND	1.0	ug/L	0.80
Fluoranthene	ND	0.20	ug/L	0.10
Fluorene	ND	0.20	ug/L	0.10
Hexachlorobenzene	ND	0.20	ug/L	0.10
Hexachlorobutadiene	ND	1.0	ug/L	0.27
Hexachlorocyclopenta-diene	ND	10	ug/L	0.80
Hexachloroethane	ND	1.0	ug/L	0.80
Indeno(1,2,3-cd)pyrene	ND	0.20	ug/L	0.10
Isophorone	ND	1.0	ug/L	0.27
2-Methylnaphthalene	ND	0.20	ug/L	0.10
2-Methylphenol	ND	1.0	ug/L	0.80
4-Methylphenol	ND	1.0	ug/L	0.80
Naphthalene	ND	0.20	ug/L	0.10
2-Nitroaniline	ND	2.0	ug/L	0.80
3-Nitroaniline	ND	2.0	ug/L	0.28
4-Nitroaniline	ND	2.0	ug/L	0.80
Nitrobenzene	ND	1.0	ug/L	0.040
2-Nitrophenol	ND	2.0	ug/L	0.28
4-Nitrophenol	ND	5.0	ug/L	2.4
N-Nitrosodi-n-propyl-amine	ND	1.0	ug/L	0.80
N-Nitrosodiphenylamine	ND	1.0	ug/L	0.31
2,2'-oxybis (1-Chloropropane)	ND	1.0	ug/L	0.40
Pentachlorophenol	ND	5.0	ug/L	2.4
Phenanthrene	ND	0.20	ug/L	0.10
Phenol	ND	1.0	ug/L	0.60
Pyrene	ND	0.20	ug/L	0.10
2,4,5-Trichloro-phenol	ND	5.0	ug/L	0.30
2,4,6-Trichloro-phenol	ND	5.0	ug/L	0.80

SURROGATE	PERCENT RECOVERY	RECOVERY LIMITS
Nitrobenzene-d5	69	(27 - 111)
2-Fluorobiphenyl	59	(28 - 110)
Terphenyl-d14	85	(37 - 119)
Phenol-d5	70	(10 - 110)
2-Fluorophenol	65	(10 - 110)
2,4,6-Tribromophenol	68	(22 - 120)

Conestoga-Rovers & Associates, Inc.

Client Sample ID: GW-017324-111208-NH-011

TOTAL Metals

Lot-Sample #...: A8K130306-012 **Matrix.....:** WG
Date Sampled...: 11/12/08 15:25 **Date Received..:** 11/13/08

PARAMETER	RESULT	REPORTING LIMIT	UNITS	METHOD	PREPARATION-ANALYSIS DATE	WORK ORDER #
Prep Batch #...: 8319021						
Arsenic	ND	10.0	ug/L	SW846 6010B	11/14-11/17/08	K2WHK1AH
		Dilution Factor: 1		MDL.....: 3.2		
Barium	ND	200	ug/L	SW846 6010B	11/14-11/17/08	K2WHK1AD
		Dilution Factor: 1		MDL.....: 0.67		
Cadmium	ND	5.0	ug/L	SW846 6010B	11/14-11/17/08	K2WHK1AE
		Dilution Factor: 1		MDL.....: 0.66		
Lead	**3.3**	**3.0**	**ug/L**	**SW846 6010B**	**11/14-11/17/08**	**K2WHK1AJ**
		Dilution Factor: 1		MDL.....: 1.9		
Chromium	ND	10.0	ug/L	SW846 6010B	11/14-11/17/08	K2WHK1AF
		Dilution Factor: 1		MDL.....: 2.2		
Selenium	ND	5.0	ug/L	SW846 6010B	11/14-11/17/08	K2WHK1AK
		Dilution Factor: 1		MDL.....: 4.1		
Silver	ND	10.0	ug/L	SW846 6010B	11/14-11/17/08	K2WHK1AG
		Dilution Factor: 1		MDL.....: 2.2		
Mercury	ND	0.20	ug/L	SW846 7470A	11/14-11/17/08	K2WHK1AL
		Dilution Factor: 1		MDL.....: 0.12		

Conestoga-Rovers & Associates, Inc.

Client Sample ID: GW-017324-111208-NH-011

DISSOLVED Metals

Lot-Sample #...: A8K130306-012 **Matrix.....:** WG
Date Sampled...: 11/12/08 15:25 **Date Received..:** 11/13/08

PARAMETER	RESULT	REPORTING LIMIT	UNITS	METHOD	PREPARATION-ANALYSIS DATE	WORK ORDER #
Prep Batch #...: 8319021						
Arsenic	ND	10.0	ug/L	SW846 6010B	11/14-11/17/08	K2WHK1AR
		Dilution Factor: 1		MDL.....: 3.2		
Barium	ND	200	ug/L	SW846 6010B	11/14-11/17/08	K2WHK1AM
		Dilution Factor: 1		MDL.....: 0.67		
Cadmium	ND	5.0	ug/L	SW846 6010B	11/14-11/17/08	K2WHK1AN
		Dilution Factor: 1		MDL.....: 0.66		
Lead	ND	3.0	ug/L	SW846 6010B	11/14-11/17/08	K2WHK1AT
		Dilution Factor: 1		MDL.....: 1.9		
Chromium	ND	10.0	ug/L	SW846 6010B	11/14-11/17/08	K2WHK1AP
		Dilution Factor: 1		MDL.....: 2.2		
Selenium	ND	5.0	ug/L	SW846 6010B	11/14-11/17/08	K2WHK1AU
		Dilution Factor: 1		MDL.....: 4.1		
Silver	ND	10.0	ug/L	SW846 6010B	11/14-11/17/08	K2WHK1AQ
		Dilution Factor: 1		MDL.....: 2.2		
Mercury	ND	0.20	ug/L	SW846 7470A	11/14-11/17/08	K2WHK1AV
		Dilution Factor: 1		MDL.....: 0.12		

Conestoga-Rovers & Associates, Inc.

Client Sample ID: GW-017324-111208-NH-012

GC/MS Volatiles

Lot-Sample #...: A8K130306-013 **Work Order #...:** K2WHM1AA **Matrix.....:** WG
Date Sampled...: 11/12/08 16:40 **Date Received..:** 11/13/08
Prep Date.....: 11/21/08 **Analysis Date..:** 11/21/08
Prep Batch #...: 8329205
Dilution Factor: 3.33 **Method.....:** SW846 8260B

PARAMETER	RESULT	REPORTING LIMIT	UNITS	MDL
Acetone	ND	33	ug/L	3.7
Benzene	ND	3.3	ug/L	0.43
Bromodichloromethane	ND	3.3	ug/L	0.50
Bromoform	ND	3.3	ug/L	2.1
Bromomethane	ND	3.3	ug/L	1.4
2-Butanone	ND	33	ug/L	1.9
Carbon disulfide	ND	3.3	ug/L	0.43
Carbon tetrachloride	ND	3.3	ug/L	0.43
Chlorobenzene	ND	3.3	ug/L	0.50
Chloroethane	ND	3.3	ug/L	0.97
Chloroform	ND	3.3	ug/L	0.53
Chloromethane	ND	3.3	ug/L	1.0
Cyclohexane	ND	3.3	ug/L	0.40
Dibromochloromethane	ND	3.3	ug/L	0.60
1,2-Dibromo-3-chloro-propane	ND	6.7	ug/L	2.2
1,2-Dibromoethane	ND	3.3	ug/L	0.80
1,2-Dichlorobenzene	ND	3.3	ug/L	0.43
1,3-Dichlorobenzene	ND	3.3	ug/L	0.47
1,4-Dichlorobenzene	ND	3.3	ug/L	0.43
Dichlorodifluoromethane	ND	3.3	ug/L	1.0
1,1-Dichloroethane	ND	3.3	ug/L	0.50
1,2-Dichloroethane	ND	3.3	ug/L	0.73
1,1-Dichloroethene	ND	3.3	ug/L	0.63
cis-1,2-Dichloroethene	**44**	**3.3**	**ug/L**	**0.57**
trans-1,2-Dichloroethene	**85**	**3.3**	**ug/L**	**0.63**
1,2-Dichloropropane	ND	3.3	ug/L	0.60
cis-1,3-Dichloropropene	ND	3.3	ug/L	0.47
trans-1,3-Dichloropropene	ND	3.3	ug/L	0.63
Ethylbenzene	ND	3.3	ug/L	0.57
2-Hexanone	ND	33	ug/L	1.4
Isopropylbenzene	ND	3.3	ug/L	0.43
Methyl acetate	ND	33	ug/L	1.3
Methylene chloride	ND	3.3	ug/L	1.1
Methylcyclohexane	ND	3.3	ug/L	0.43
4-Methyl-2-pentanone	ND	33	ug/L	1.1
Methyl tert-butyl ether	ND	17	ug/L	0.57
Styrene	ND	3.3	ug/L	0.37
1,1,2,2-Tetrachloroethane	ND	3.3	ug/L	0.60

(Continued on next page)

Conestoga-Rovers & Associates, Inc.

Client Sample ID: GW-017324-111208-NH-012

GC/MS Volatiles

Lot-Sample #...: A8K130306-013 **Work Order #...:** K2WHM1AA **Matrix.....:** WG

PARAMETER	RESULT	REPORTING LIMIT	UNITS	MDL
Tetrachloroethene	ND	3.3	ug/L	0.97
Toluene	ND	3.3	ug/L	0.43
1,2,4-Trichloro-benzene	ND	3.3	ug/L	0.50
1,1,1-Trichloroethane	ND	3.3	ug/L	0.73
1,1,2-Trichloroethane	ND	3.3	ug/L	0.90
Trichloroethene	**97**	**3.3**	**ug/L**	**0.57**
Trichlorofluoromethane	ND	3.3	ug/L	0.70
1,1,2-Trichloro-1,2,2-trifluoroethane	ND	3.3	ug/L	0.93
Vinyl chloride	ND	3.3	ug/L	0.73
Xylenes (total)	ND	6.7	ug/L	0.93

SURROGATE	PERCENT RECOVERY	RECOVERY LIMITS
Dibromofluoromethane	115	(73 - 122)
1,2-Dichloroethane-d4	106	(61 - 128)
Toluene-d8	89	(76 - 110)
4-Bromofluorobenzene	81	(74 - 116)

Conestoga-Rovers & Associates, Inc.

Client Sample ID: GW-017324-111208-NH-012

GC/MS Semivolatiles

Lot-Sample #...: A8K130306-013 **Work Order #...:** K2WHM1AC **Matrix.....:** WG
Date Sampled...: 11/12/08 16:40 **Date Received..:** 11/13/08
Prep Date.....: 11/15/08 **Analysis Date..:** 11/18/08
Prep Batch #...: 8320010
Dilution Factor: 1 **Method.....:** SW846 8270C

PARAMETER	RESULT	REPORTING LIMIT	UNITS	MDL
Acenaphthene	ND	0.20	ug/L	0.10
Acenaphthylene	ND	0.20	ug/L	0.10
Acetophenone	ND	1.0	ug/L	0.34
Anthracene	ND	0.20	ug/L	0.10
Atrazine	ND	1.0	ug/L	0.34
Benzo(a)anthracene	ND	0.20	ug/L	0.10
Benzo(a)pyrene	ND	0.20	ug/L	0.10
Benzo(b)fluoranthene	ND	0.20	ug/L	0.10
Benzo(ghi)perylene	ND	0.20	ug/L	0.10
Benzo(k)fluoranthene	ND	0.20	ug/L	0.10
Benzaldehyde	ND	1.0	ug/L	0.39
1,1'-Biphenyl	ND	1.0	ug/L	0.80
bis(2-Chloroethoxy) methane	ND	1.0	ug/L	0.32
bis(2-Chloroethyl)-ether	ND	1.0	ug/L	0.10
bis(2-Ethylhexyl) phthalate	**2.0 B**	**2.0**	**ug/L**	**0.80**
4-Bromophenyl phenyl ether	ND	2.0	ug/L	0.80
Butyl benzyl phthalate	ND	1.0	ug/L	0.80
Caprolactam	ND	5.0	ug/L	0.80
Carbazole	ND	1.0	ug/L	0.28
4-Chloroaniline	ND	2.0	ug/L	0.80
4-Chloro-3-methylphenol	ND	2.0	ug/L	0.80
2-Chloronaphthalene	ND	1.0	ug/L	0.10
2-Chlorophenol	ND	1.0	ug/L	0.29
4-Chlorophenyl phenyl ether	ND	2.0	ug/L	0.30
Chrysene	ND	0.20	ug/L	0.10
Dibenz(a,h)anthracene	ND	0.20	ug/L	0.10
Dibenzofuran	ND	1.0	ug/L	0.10
3,3'-Dichlorobenzidine	ND	5.0	ug/L	0.37
2,4-Dichlorophenol	ND	2.0	ug/L	0.80
Diethyl phthalate	ND	1.0	ug/L	0.60
2,4-Dimethylphenol	ND	2.0	ug/L	0.80
Dimethyl phthalate	ND	1.0	ug/L	0.29
Di-n-butyl phthalate	ND	1.0	ug/L	0.67
4,6-Dinitro-2-methylphenol	ND	5.0	ug/L	2.4

(Continued on next page)

Conestoga-Rovers & Associates, Inc.

Client Sample ID: GW-017324-111208-NH-012

GC/MS Semivolatiles

Lot-Sample #...: A8K130306-013 **Work Order #...:** K2WHM1AC **Matrix.....:** WG

PARAMETER	RESULT	REPORTING LIMIT	UNITS	MDL
2,4-Dinitrophenol	ND	5.0	ug/L	2.4
2,4-Dinitrotoluene	ND	5.0	ug/L	0.27
2,6-Dinitrotoluene	ND	5.0	ug/L	0.80
Di-n-octyl phthalate	ND	1.0	ug/L	0.80
Fluoranthene	ND	0.20	ug/L	0.10
Fluorene	ND	0.20	ug/L	0.10
Hexachlorobenzene	ND	0.20	ug/L	0.10
Hexachlorobutadiene	ND	1.0	ug/L	0.27
Hexachlorocyclopenta-diene	ND	10	ug/L	0.80
Hexachloroethane	ND	1.0	ug/L	0.80
Indeno(1,2,3-cd)pyrene	ND	0.20	ug/L	0.10
Isophorone	ND	1.0	ug/L	0.27
2-Methylnaphthalene	ND	0.20	ug/L	0.10
2-Methylphenol	ND	1.0	ug/L	0.80
4-Methylphenol	ND	1.0	ug/L	0.80
Naphthalene	ND	0.20	ug/L	0.10
2-Nitroaniline	ND	2.0	ug/L	0.80
3-Nitroaniline	ND	2.0	ug/L	0.28
4-Nitroaniline	ND	2.0	ug/L	0.80
Nitrobenzene	ND	1.0	ug/L	0.040
2-Nitrophenol	ND	2.0	ug/L	0.28
4-Nitrophenol	ND	5.0	ug/L	2.4
N-Nitrosodi-n-propyl-amine	ND	1.0	ug/L	0.80
N-Nitrosodiphenylamine	ND	1.0	ug/L	0.31
2,2'-oxybis (1-Chloropropane)	ND	1.0	ug/L	0.40
Pentachlorophenol	ND	5.0	ug/L	2.4
Phenanthrene	ND	0.20	ug/L	0.10
Phenol	ND	1.0	ug/L	0.60
Pyrene	ND	0.20	ug/L	0.10
2,4,5-Trichloro-phenol	ND	5.0	ug/L	0.30
2,4,6-Trichloro-phenol	ND	5.0	ug/L	0.80

SURROGATE	PERCENT RECOVERY	RECOVERY LIMITS
Nitrobenzene-d5	70	(27 - 111)
2-Fluorobiphenyl	62	(28 - 110)
Terphenyl-d14	90	(37 - 119)
Phenol-d5	75	(10 - 110)
2-Fluorophenol	68	(10 - 110)
2,4,6-Tribromophenol	74	(22 - 120)

(Continued on next page)

Conestoga-Rovers & Associates, Inc.

Client Sample ID: GW-017324-111208-NH-012

GC/MS Semivolatiles

Lot-Sample #...: A8K130306-013 **Work Order #...:** K2WHM1AC **Matrix.....:** WG

NOTE(S):

B Method blank contamination. The associated method blank contains the target analyte at a reportable level.

Conestoga-Rovers & Associates, Inc.

Client Sample ID: GW-017324-111208-NH-012

TOTAL Metals

Lot-Sample #...: A8K130306-013 **Matrix.....:** WG
Date Sampled...: 11/12/08 16:40 **Date Received..:** 11/13/08

PARAMETER	RESULT	REPORTING LIMIT	UNITS	METHOD	PREPARATION-ANALYSIS DATE	WORK ORDER #
Prep Batch #...: 8319021						
Arsenic	**11.3**	**10.0**	**ug/L**	**SW846 6010B**	**11/14-11/17/08**	**K2WHM1AH**
		Dilution Factor: 1		MDL.....: 3.2		
Barium	ND	200	ug/L	SW846 6010B	11/14-11/17/08	K2WHM1AD
		Dilution Factor: 1		MDL.....: 0.67		
Cadmium	ND	5.0	ug/L	SW846 6010B	11/14-11/17/08	K2WHM1AE
		Dilution Factor: 1		MDL.....: 0.66		
Lead	ND	3.0	ug/L	SW846 6010B	11/14-11/17/08	K2WHM1AJ
		Dilution Factor: 1		MDL.....: 1.9		
Chromium	ND	10.0	ug/L	SW846 6010B	11/14-11/17/08	K2WHM1AF
		Dilution Factor: 1		MDL.....: 2.2		
Selenium	ND	5.0	ug/L	SW846 6010B	11/14-11/17/08	K2WHM1AK
		Dilution Factor: 1		MDL.....: 4.1		
Silver	ND	10.0	ug/L	SW846 6010B	11/14-11/17/08	K2WHM1AG
		Dilution Factor: 1		MDL.....: 2.2		
Mercury	ND	0.20	ug/L	SW846 7470A	11/14-11/17/08	K2WHM1AL
		Dilution Factor: 1		MDL.....: 0.12		

Conestoga-Rovers & Associates, Inc.

Client Sample ID: GW-017324-111208-NH-012

DISSOLVED Metals

Lot-Sample #...: A8K130306-013 **Matrix.....:** WG
Date Sampled...: 11/12/08 16:40 **Date Received..:** 11/13/08

PARAMETER	RESULT	REPORTING LIMIT	UNITS	METHOD	PREPARATION-ANALYSIS DATE	WORK ORDER #
Prep Batch #...: 8319021						
Arsenic	ND	10.0	ug/L	SW846 6010B	11/14-11/17/08	K2WHM1AR
		Dilution Factor: 1		MDL.....: 3.2		
Barium	ND	200	ug/L	SW846 6010B	11/14-11/17/08	K2WHM1AM
		Dilution Factor: 1		MDL.....: 0.67		
Cadmium	ND	5.0	ug/L	SW846 6010B	11/14-11/17/08	K2WHM1AN
		Dilution Factor: 1		MDL.....: 0.66		
Lead	ND	3.0	ug/L	SW846 6010B	11/14-11/17/08	K2WHM1AT
		Dilution Factor: 1		MDL.....: 1.9		
Chromium	ND	10.0	ug/L	SW846 6010B	11/14-11/17/08	K2WHM1AP
		Dilution Factor: 1		MDL.....: 2.2		
Selenium	ND	5.0	ug/L	SW846 6010B	11/14-11/17/08	K2WHM1AU
		Dilution Factor: 1		MDL.....: 4.1		
Silver	ND	10.0	ug/L	SW846 6010B	11/14-11/17/08	K2WHM1AQ
		Dilution Factor: 1		MDL.....: 2.2		
Mercury	ND	0.20	ug/L	SW846 7470A	11/14-11/17/08	K2WHM1AV
		Dilution Factor: 1		MDL.....: 0.12		

Conestoga-Rovers & Associates, Inc.

Client Sample ID: EB-017324-111208-NH-001

GC/MS Volatiles

Lot-Sample #...: A8K130306-014 **Work Order #...:** K2WHQ1AA **Matrix.....:** WQ
Date Sampled...: 11/12/08 12:10 **Date Received..:** 11/13/08
Prep Date.....: 11/21/08 **Analysis Date..:** 11/21/08
Prep Batch #...: 8329205
Dilution Factor: 1 **Method.....:** SW846 8260B

PARAMETER	RESULT	REPORTING LIMIT	UNITS	MDL
Acetone	ND	10	ug/L	1.1
Benzene	ND	1.0	ug/L	0.13
Bromodichloromethane	**2.4**	**1.0**	**ug/L**	**0.15**
Bromoform	ND	1.0	ug/L	0.64
Bromomethane	ND	1.0	ug/L	0.41
2-Butanone	ND	10	ug/L	0.57
Carbon disulfide	ND	1.0	ug/L	0.13
Carbon tetrachloride	ND	1.0	ug/L	0.13
Chlorobenzene	ND	1.0	ug/L	0.15
Chloroethane	ND	1.0	ug/L	0.29
Chloroform	**21**	**1.0**	**ug/L**	**0.16**
Chloromethane	ND	1.0	ug/L	0.30
Cyclohexane	ND	1.0	ug/L	0.12
Dibromochloromethane	ND	1.0	ug/L	0.18
1,2-Dibromo-3-chloro-propane	ND	2.0	ug/L	0.67
1,2-Dibromoethane	ND	1.0	ug/L	0.24
1,2-Dichlorobenzene	ND	1.0	ug/L	0.13
1,3-Dichlorobenzene	ND	1.0	ug/L	0.14
1,4-Dichlorobenzene	ND	1.0	ug/L	0.13
Dichlorodifluoromethane	ND	1.0	ug/L	0.31
1,1-Dichloroethane	ND	1.0	ug/L	0.15
1,2-Dichloroethane	ND	1.0	ug/L	0.22
1,1-Dichloroethene	ND	1.0	ug/L	0.19
cis-1,2-Dichloroethene	ND	1.0	ug/L	0.17
trans-1,2-Dichloroethene	ND	1.0	ug/L	0.19
1,2-Dichloropropane	ND	1.0	ug/L	0.18
cis-1,3-Dichloropropene	ND	1.0	ug/L	0.14
trans-1,3-Dichloropropene	ND	1.0	ug/L	0.19
Ethylbenzene	ND	1.0	ug/L	0.17
2-Hexanone	ND	10	ug/L	0.41
Isopropylbenzene	ND	1.0	ug/L	0.13
Methyl acetate	ND	10	ug/L	0.38
Methylene chloride	ND	1.0	ug/L	0.33
Methylcyclohexane	ND	1.0	ug/L	0.13
4-Methyl-2-pentanone	ND	10	ug/L	0.32
Methyl tert-butyl ether	ND	5.0	ug/L	0.17
Styrene	ND	1.0	ug/L	0.11
1,1,2,2-Tetrachloroethane	ND	1.0	ug/L	0.18

(Continued on next page)

Conestoga-Rovers & Associates, Inc.

Client Sample ID: EB-017324-111208-NH-001

GC/MS Volatiles

Lot-Sample #...: A8K130306-014 **Work Order #...:** K2WHQ1AA **Matrix.....:** WQ

PARAMETER	RESULT	REPORTING LIMIT	UNITS	MDL
Tetrachloroethene	ND	1.0	ug/L	0.29
Toluene	ND	1.0	ug/L	0.13
1,2,4-Trichloro-benzene	ND	1.0	ug/L	0.15
1,1,1-Trichloroethane	ND	1.0	ug/L	0.22
1,1,2-Trichloroethane	ND	1.0	ug/L	0.27
Trichloroethene	ND	1.0	ug/L	0.17
Trichlorofluoromethane	ND	1.0	ug/L	0.21
1,1,2-Trichloro-1,2,2-trifluoroethane	ND	1.0	ug/L	0.28
Vinyl chloride	ND	1.0	ug/L	0.22
Xylenes (total)	ND	2.0	ug/L	0.28

SURROGATE	PERCENT RECOVERY	RECOVERY LIMITS
Dibromofluoromethane	119	(73 - 122)
1,2-Dichloroethane-d4	106	(61 - 128)
Toluene-d8	86	(76 - 110)
4-Bromofluorobenzene	80	(74 - 116)

Conestoga-Rovers & Associates, Inc.

Client Sample ID: EB-017324-111208-NH-001

GC/MS Semivolatiles

Lot-Sample #...: A8K130306-014 **Work Order #...:** K2WHQ1AC **Matrix.....:** WQ
Date Sampled...: 11/12/08 12:10 **Date Received..:** 11/13/08
Prep Date.....: 11/15/08 **Analysis Date..:** 11/18/08
Prep Batch #...: 8320010
Dilution Factor: 1 **Method.....:** SW846 8270C

PARAMETER	RESULT	REPORTING LIMIT	UNITS	MDL
Acenaphthene	ND	0.20	ug/L	0.10
Acenaphthylene	ND	0.20	ug/L	0.10
Acetophenone	ND	1.0	ug/L	0.34
Anthracene	ND	0.20	ug/L	0.10
Atrazine	ND	1.0	ug/L	0.34
Benzo(a)anthracene	ND	0.20	ug/L	0.10
Benzo(a)pyrene	ND	0.20	ug/L	0.10
Benzo(b)fluoranthene	ND	0.20	ug/L	0.10
Benzo(ghi)perylene	ND	0.20	ug/L	0.10
Benzo(k)fluoranthene	ND	0.20	ug/L	0.10
Benzaldehyde	ND	1.0	ug/L	0.39
1,1'-Biphenyl	ND	1.0	ug/L	0.80
bis(2-Chloroethoxy) methane	ND	1.0	ug/L	0.32
bis(2-Chloroethyl)-ether	ND	1.0	ug/L	0.10
bis(2-Ethylhexyl) phthalate	**3.1 B**	**2.0**	**ug/L**	**0.80**
4-Bromophenyl phenyl ether	ND	2.0	ug/L	0.80
Butyl benzyl phthalate	ND	1.0	ug/L	0.80
Caprolactam	ND	5.0	ug/L	0.80
Carbazole	ND	1.0	ug/L	0.28
4-Chloroaniline	ND	2.0	ug/L	0.80
4-Chloro-3-methylphenol	ND	2.0	ug/L	0.80
2-Chloronaphthalene	ND	1.0	ug/L	0.10
2-Chlorophenol	ND	1.0	ug/L	0.29
4-Chlorophenyl phenyl ether	ND	2.0	ug/L	0.30
Chrysene	ND	0.20	ug/L	0.10
Dibenz(a,h)anthracene	ND	0.20	ug/L	0.10
Dibenzofuran	ND	1.0	ug/L	0.10
3,3'-Dichlorobenzidine	ND	5.0	ug/L	0.37
2,4-Dichlorophenol	ND	2.0	ug/L	0.80
Diethyl phthalate	ND	1.0	ug/L	0.60
2,4-Dimethylphenol	ND	2.0	ug/L	0.80
Dimethyl phthalate	ND	1.0	ug/L	0.29
Di-n-butyl phthalate	ND	1.0	ug/L	0.67
4,6-Dinitro-2-methylphenol	ND	5.0	ug/L	2.4

(Continued on next page)

Conestoga-Rovers & Associates, Inc.

Client Sample ID: EB-017324-111208-NH-001

GC/MS Semivolatiles

Lot-Sample #...: A8K130306-014 **Work Order #...:** K2WHQ1AC **Matrix.....:** WQ

PARAMETER	RESULT	REPORTING LIMIT	UNITS	MDL
2,4-Dinitrophenol	ND	5.0	ug/L	2.4
2,4-Dinitrotoluene	ND	5.0	ug/L	0.27
2,6-Dinitrotoluene	ND	5.0	ug/L	0.80
Di-n-octyl phthalate	ND	1.0	ug/L	0.80
Fluoranthene	ND	0.20	ug/L	0.10
Fluorene	ND	0.20	ug/L	0.10
Hexachlorobenzene	ND	0.20	ug/L	0.10
Hexachlorobutadiene	ND	1.0	ug/L	0.27
Hexachlorocyclopenta-diene	ND	10	ug/L	0.80
Hexachloroethane	ND	1.0	ug/L	0.80
Indeno(1,2,3-cd)pyrene	ND	0.20	ug/L	0.10
Isophorone	ND	1.0	ug/L	0.27
2-Methylnaphthalene	ND	0.20	ug/L	0.10
2-Methylphenol	ND	1.0	ug/L	0.80
4-Methylphenol	ND	1.0	ug/L	0.80
Naphthalene	ND	0.20	ug/L	0.10
2-Nitroaniline	ND	2.0	ug/L	0.80
3-Nitroaniline	ND	2.0	ug/L	0.28
4-Nitroaniline	ND	2.0	ug/L	0.80
Nitrobenzene	ND	1.0	ug/L	0.040
2-Nitrophenol	ND	2.0	ug/L	0.28
4-Nitrophenol	ND	5.0	ug/L	2.4
N-Nitrosodi-n-propyl-amine	ND	1.0	ug/L	0.80
N-Nitrosodiphenylamine	ND	1.0	ug/L	0.31
2,2'-oxybis (1-Chloropropane)	ND	1.0	ug/L	0.40
Pentachlorophenol	ND	5.0	ug/L	2.4
Phenanthrene	ND	0.20	ug/L	0.10
Phenol	ND	1.0	ug/L	0.60
Pyrene	ND	0.20	ug/L	0.10
2,4,5-Trichloro-phenol	ND	5.0	ug/L	0.30
2,4,6-Trichloro-phenol	ND	5.0	ug/L	0.80

SURROGATE	PERCENT RECOVERY	RECOVERY LIMITS
Nitrobenzene-d5	63	(27 - 111)
2-Fluorobiphenyl	56	(28 - 110)
Terphenyl-d14	81	(37 - 119)
Phenol-d5	64	(10 - 110)
2-Fluorophenol	63	(10 - 110)
2,4,6-Tribromophenol	63	(22 - 120)

(Continued on next page)

Conestoga-Rovers & Associates, Inc.

Client Sample ID: EB-017324-111208-NH-001

GC/MS Semivolatiles

Lot-Sample #...: A8K130306-014 **Work Order #...:** K2WHQ1AC **Matrix.....:** WQ

NOTE(S):

B Method blank contamination. The associated method blank contains the target analyte at a reportable level.

Conestoga-Rovers & Associates, Inc.

Client Sample ID: EB-017324-111208-NH-001

TOTAL Metals

Lot-Sample #...: A8K130306-014 **Matrix.....:** WQ
Date Sampled...: 11/12/08 12:10 **Date Received..:** 11/13/08

PARAMETER	RESULT	REPORTING LIMIT	UNITS	METHOD	PREPARATION-ANALYSIS DATE	WORK ORDER #
Prep Batch #...: 8319021						
Arsenic	ND	10.0	ug/L	SW846 6010B	11/14-11/17/08	K2WHQ1AH
		Dilution Factor: 1		MDL.....: 3.2		
Barium	ND	200	ug/L	SW846 6010B	11/14-11/17/08	K2WHQ1AD
		Dilution Factor: 1		MDL.....: 0.67		
Cadmium	ND	5.0	ug/L	SW846 6010B	11/14-11/17/08	K2WHQ1AE
		Dilution Factor: 1		MDL.....: 0.66		
Lead	ND	3.0	ug/L	SW846 6010B	11/14-11/17/08	K2WHQ1AJ
		Dilution Factor: 1		MDL.....: 1.9		
Chromium	ND	10.0	ug/L	SW846 6010B	11/14-11/17/08	K2WHQ1AF
		Dilution Factor: 1		MDL.....: 2.2		
Selenium	ND	5.0	ug/L	SW846 6010B	11/14-11/17/08	K2WHQ1AK
		Dilution Factor: 1		MDL.....: 4.1		
Silver	ND	10.0	ug/L	SW846 6010B	11/14-11/17/08	K2WHQ1AG
		Dilution Factor: 1		MDL.....: 2.2		
Mercury	ND	0.20	ug/L	SW846 7470A	11/14-11/17/08	K2WHQ1AL
		Dilution Factor: 1		MDL.....: 0.12		

Conestoga-Rovers & Associates, Inc.

Client Sample ID: EB-017324-111208-NH-001

DISSOLVED Metals

Lot-Sample #...: A8K130306-014 **Matrix.....:** WQ
Date Sampled...: 11/12/08 12:10 **Date Received..:** 11/13/08

PARAMETER	RESULT	REPORTING LIMIT	UNITS	METHOD	PREPARATION-ANALYSIS DATE	WORK ORDER #
Prep Batch #...: 8319021						
Arsenic	ND	10.0	ug/L	SW846 6010B	11/14-11/17/08	K2WHQ1AR
		Dilution Factor: 1		MDL.....: 3.2		
Barium	ND	200	ug/L	SW846 6010B	11/14-11/17/08	K2WHQ1AM
		Dilution Factor: 1		MDL.....: 0.67		
Cadmium	ND	5.0	ug/L	SW846 6010B	11/14-11/17/08	K2WHQ1AN
		Dilution Factor: 1		MDL.....: 0.66		
Lead	ND	3.0	ug/L	SW846 6010B	11/14-11/17/08	K2WHQ1AT
		Dilution Factor: 1		MDL.....: 1.9		
Chromium	ND	10.0	ug/L	SW846 6010B	11/14-11/17/08	K2WHQ1AP
		Dilution Factor: 1		MDL.....: 2.2		
Selenium	ND	5.0	ug/L	SW846 6010B	11/14-11/17/08	K2WHQ1AU
		Dilution Factor: 1		MDL.....: 4.1		
Silver	ND	10.0	ug/L	SW846 6010B	11/14-11/17/08	K2WHQ1AQ
		Dilution Factor: 1		MDL.....: 2.2		
Mercury	ND	0.20	ug/L	SW846 7470A	11/14-11/17/08	K2WHQ1AV
		Dilution Factor: 1		MDL.....: 0.12		

Conestoga-Rovers & Associates, Inc.

Client Sample ID: TB-017324-111208-NH-002

GC/MS Volatiles

Lot-Sample #...: A8K130306-015 **Work Order #...:** K2WHV1AA **Matrix.....:** WQ
Date Sampled...: 11/12/08 17:30 **Date Received..:** 11/13/08
Prep Date.....: 11/21/08 **Analysis Date..:** 11/21/08
Prep Batch #...: 8329205
Dilution Factor: 1 **Method.....:** SW846 8260B

PARAMETER	RESULT	REPORTING LIMIT	UNITS	MDL
Acetone	ND	10	ug/L	1.1
Benzene	ND	1.0	ug/L	0.13
Bromodichloromethane	ND	1.0	ug/L	0.15
Bromoform	ND	1.0	ug/L	0.64
Bromomethane	ND	1.0	ug/L	0.41
2-Butanone	ND	10	ug/L	0.57
Carbon disulfide	ND	1.0	ug/L	0.13
Carbon tetrachloride	ND	1.0	ug/L	0.13
Chlorobenzene	ND	1.0	ug/L	0.15
Chloroethane	ND	1.0	ug/L	0.29
Chloroform	ND	1.0	ug/L	0.16
Chloromethane	ND	1.0	ug/L	0.30
Cyclohexane	ND	1.0	ug/L	0.12
Dibromochloromethane	ND	1.0	ug/L	0.18
1,2-Dibromo-3-chloro-propane	ND	2.0	ug/L	0.67
1,2-Dibromoethane	ND	1.0	ug/L	0.24
1,2-Dichlorobenzene	ND	1.0	ug/L	0.13
1,3-Dichlorobenzene	ND	1.0	ug/L	0.14
1,4-Dichlorobenzene	ND	1.0	ug/L	0.13
Dichlorodifluoromethane	ND	1.0	ug/L	0.31
1,1-Dichloroethane	ND	1.0	ug/L	0.15
1,2-Dichloroethane	ND	1.0	ug/L	0.22
1,1-Dichloroethene	ND	1.0	ug/L	0.19
cis-1,2-Dichloroethene	ND	1.0	ug/L	0.17
trans-1,2-Dichloroethene	ND	1.0	ug/L	0.19
1,2-Dichloropropane	ND	1.0	ug/L	0.18
cis-1,3-Dichloropropene	ND	1.0	ug/L	0.14
trans-1,3-Dichloropropene	ND	1.0	ug/L	0.19
Ethylbenzene	ND	1.0	ug/L	0.17
2-Hexanone	ND	10	ug/L	0.41
Isopropylbenzene	ND	1.0	ug/L	0.13
Methyl acetate	ND	10	ug/L	0.38
Methylene chloride	ND	1.0	ug/L	0.33
Methylcyclohexane	ND	1.0	ug/L	0.13
4-Methyl-2-pentanone	ND	10	ug/L	0.32
Methyl tert-butyl ether	ND	5.0	ug/L	0.17
Styrene	ND	1.0	ug/L	0.11
1,1,2,2-Tetrachloroethane	ND	1.0	ug/L	0.18

(Continued on next page)

Conestoga-Rovers & Associates, Inc.

Client Sample ID: TB-017324-111208-NH-002

GC/MS Volatiles

Lot-Sample #...: A8K130306-015 **Work Order #...:** K2WHV1AA **Matrix.....:** WQ

PARAMETER	RESULT	REPORTING LIMIT	UNITS	MDL
Tetrachloroethene	ND	1.0	ug/L	0.29
Toluene	ND	1.0	ug/L	0.13
1,2,4-Trichloro-benzene	ND	1.0	ug/L	0.15
1,1,1-Trichloroethane	ND	1.0	ug/L	0.22
1,1,2-Trichloroethane	ND	1.0	ug/L	0.27
Trichloroethene	ND	1.0	ug/L	0.17
Trichlorofluoromethane	ND	1.0	ug/L	0.21
1,1,2-Trichloro-1,2,2-trifluoroethane	ND	1.0	ug/L	0.28
Vinyl chloride	ND	1.0	ug/L	0.22
Xylenes (total)	ND	2.0	ug/L	0.28

SURROGATE	PERCENT RECOVERY	RECOVERY LIMITS
Dibromofluoromethane	116	(73 - 122)
1,2-Dichloroethane-d4	109	(61 - 128)
Toluene-d8	86	(76 - 110)
4-Bromofluorobenzene	80	(74 - 116)

Conestoga-Rovers & Associates, Inc.

Client Sample ID: GW-017324-111308-NH-013

GC/MS Volatiles

Lot-Sample #...: A8K140207-001 **Work Order #...:** K20NG1AA **Matrix.....:** WG
Date Sampled...: 11/13/08 08:40 **Date Received..:** 11/14/08
Prep Date.....: 11/22/08 **Analysis Date..:** 11/22/08
Prep Batch #...: 8328060
Dilution Factor: 1 **Method.....:** SW846 8260B

PARAMETER	RESULT	REPORTING LIMIT	UNITS	MDL
Acetone	ND	10	ug/L	1.1
Benzene	ND	1.0	ug/L	0.13
Bromodichloromethane	ND	1.0	ug/L	0.15
Bromoform	ND	1.0	ug/L	0.64
Bromomethane	ND	1.0	ug/L	0.41
2-Butanone	ND	10	ug/L	0.57
Carbon disulfide	ND	1.0	ug/L	0.13
Carbon tetrachloride	ND	1.0	ug/L	0.13
Chlorobenzene	ND	1.0	ug/L	0.15
Chloroethane	ND	1.0	ug/L	0.29
Chloroform	ND	1.0	ug/L	0.16
Chloromethane	ND	1.0	ug/L	0.30
Cyclohexane	ND	1.0	ug/L	0.12
Dibromochloromethane	ND	1.0	ug/L	0.18
1,2-Dibromo-3-chloro-propane	ND	2.0	ug/L	0.67
1,2-Dibromoethane	ND	1.0	ug/L	0.24
1,2-Dichlorobenzene	ND	1.0	ug/L	0.13
1,3-Dichlorobenzene	ND	1.0	ug/L	0.14
1,4-Dichlorobenzene	ND	1.0	ug/L	0.13
Dichlorodifluoromethane	ND	1.0	ug/L	0.31
1,1-Dichloroethane	ND	1.0	ug/L	0.15
1,2-Dichloroethane	ND	1.0	ug/L	0.22
1,1-Dichloroethene	ND	1.0	ug/L	0.19
cis-1,2-Dichloroethene	ND	1.0	ug/L	0.17
trans-1,2-Dichloroethene	ND	1.0	ug/L	0.19
1,2-Dichloropropane	ND	1.0	ug/L	0.18
cis-1,3-Dichloropropene	ND	1.0	ug/L	0.14
trans-1,3-Dichloropropene	ND	1.0	ug/L	0.19
Ethylbenzene	ND	1.0	ug/L	0.17
2-Hexanone	ND	10	ug/L	0.41
Isopropylbenzene	ND	1.0	ug/L	0.13
Methyl acetate	ND	10	ug/L	0.38
Methylene chloride	ND	1.0	ug/L	0.33
Methylcyclohexane	ND	1.0	ug/L	0.13
4-Methyl-2-pentanone	ND	10	ug/L	0.32
Methyl tert-butyl ether	ND	5.0	ug/L	0.17
Styrene	ND	1.0	ug/L	0.11
1,1,2,2-Tetrachloroethane	ND	1.0	ug/L	0.18

(Continued on next page)

Conestoga-Rovers & Associates, Inc.

Client Sample ID: GW-017324-111308-NH-013

GC/MS Volatiles

Lot-Sample #...: A8K140207-001 **Work Order #...:** K20NG1AA **Matrix.....:** WG

PARAMETER	RESULT	REPORTING LIMIT	UNITS	MDL
Tetrachloroethene	ND	1.0	ug/L	0.29
Toluene	ND	1.0	ug/L	0.13
1,2,4-Trichloro-benzene	ND	1.0	ug/L	0.15
1,1,1-Trichloroethane	ND	1.0	ug/L	0.22
1,1,2-Trichloroethane	ND	1.0	ug/L	0.27
Trichloroethene	ND	1.0	ug/L	0.17
Trichlorofluoromethane	ND	1.0	ug/L	0.21
1,1,2-Trichloro-1,2,2-trifluoroethane	ND	1.0	ug/L	0.28
Vinyl chloride	ND	1.0	ug/L	0.22
Xylenes (total)	ND	2.0	ug/L	0.28

SURROGATE	PERCENT RECOVERY	RECOVERY LIMITS
Dibromofluoromethane	99	(73 - 122)
1,2-Dichloroethane-d4	98	(61 - 128)
Toluene-d8	92	(76 - 110)
4-Bromofluorobenzene	82	(74 - 116)

Conestoga-Rovers & Associates, Inc.

Client Sample ID: GW-017324-111308-NH-013

GC/MS Semivolatiles

Lot-Sample #...: A8K140207-001 **Work Order #...:** K20NG1AC **Matrix.....:** WG
Date Sampled...: 11/13/08 08:40 **Date Received..:** 11/14/08
Prep Date.....: 11/15/08 **Analysis Date..:** 11/17/08
Prep Batch #...: 8320011
Dilution Factor: 1 **Method.....:** SW846 8270C

PARAMETER	RESULT	REPORTING LIMIT	UNITS	MDL
Acenaphthene	ND	0.20	ug/L	0.10
Acenaphthylene	ND	0.20	ug/L	0.10
Acetophenone	ND	1.0	ug/L	0.34
Anthracene	ND	0.20	ug/L	0.10
Atrazine	ND	1.0	ug/L	0.34
Benzo(a)anthracene	ND	0.20	ug/L	0.10
Benzo(a)pyrene	ND	0.20	ug/L	0.10
Benzo(b)fluoranthene	ND	0.20	ug/L	0.10
Benzo(ghi)perylene	ND	0.20	ug/L	0.10
Benzo(k)fluoranthene	ND	0.20	ug/L	0.10
Benzaldehyde	ND	1.0	ug/L	0.39
1,1'-Biphenyl	ND	1.0	ug/L	0.80
bis(2-Chloroethoxy) methane	ND	1.0	ug/L	0.32
bis(2-Chloroethyl)-ether	ND	1.0	ug/L	0.10
bis(2-Ethylhexyl) phthalate	ND	2.0	ug/L	0.80
4-Bromophenyl phenyl ether	ND	2.0	ug/L	0.80
Butyl benzyl phthalate	ND	1.0	ug/L	0.80
Caprolactam	ND	5.0	ug/L	0.80
Carbazole	ND	1.0	ug/L	0.28
4-Chloroaniline	ND	2.0	ug/L	0.80
4-Chloro-3-methylphenol	ND	2.0	ug/L	0.80
2-Chloronaphthalene	ND	1.0	ug/L	0.10
2-Chlorophenol	ND	1.0	ug/L	0.29
4-Chlorophenyl phenyl ether	ND	2.0	ug/L	0.30
Chrysene	ND	0.20	ug/L	0.10
Dibenz(a,h)anthracene	ND	0.20	ug/L	0.10
Dibenzofuran	ND	1.0	ug/L	0.10
3,3'-Dichlorobenzidine	ND	5.0	ug/L	0.37
2,4-Dichlorophenol	ND	2.0	ug/L	0.80
Diethyl phthalate	ND	1.0	ug/L	0.60
2,4-Dimethylphenol	ND	2.0	ug/L	0.80
Dimethyl phthalate	ND	1.0	ug/L	0.29
Di-n-butyl phthalate	ND	1.0	ug/L	0.67
4,6-Dinitro-2-methylphenol	ND	5.0	ug/L	2.4

(Continued on next page)

Conestoga-Rovers & Associates, Inc.

Client Sample ID: GW-017324-111308-NH-013

GC/MS Semivolatiles

Lot-Sample #...: A8K140207-001 **Work Order #...:** K20NG1AC **Matrix.....:** WG

PARAMETER	RESULT	REPORTING LIMIT	UNITS	MDL
2,4-Dinitrophenol	ND	5.0	ug/L	2.4
2,4-Dinitrotoluene	ND	5.0	ug/L	0.27
2,6-Dinitrotoluene	ND	5.0	ug/L	0.80
Di-n-octyl phthalate	ND	1.0	ug/L	0.80
Fluoranthene	ND	0.20	ug/L	0.10
Fluorene	ND	0.20	ug/L	0.10
Hexachlorobenzene	ND	0.20	ug/L	0.10
Hexachlorobutadiene	ND	1.0	ug/L	0.27
Hexachlorocyclopenta-diene	ND	10	ug/L	0.80
Hexachloroethane	ND	1.0	ug/L	0.80
Indeno(1,2,3-cd)pyrene	ND	0.20	ug/L	0.10
Isophorone	ND	1.0	ug/L	0.27
2-Methylnaphthalene	ND	0.20	ug/L	0.10
2-Methylphenol	ND	1.0	ug/L	0.80
4-Methylphenol	ND	1.0	ug/L	0.80
Naphthalene	ND	0.20	ug/L	0.10
2-Nitroaniline	ND	2.0	ug/L	0.80
3-Nitroaniline	ND	2.0	ug/L	0.28
4-Nitroaniline	ND	2.0	ug/L	0.80
Nitrobenzene	ND	1.0	ug/L	0.040
2-Nitrophenol	ND	2.0	ug/L	0.28
4-Nitrophenol	ND	5.0	ug/L	2.4
N-Nitrosodi-n-propyl-amine	ND	1.0	ug/L	0.80
N-Nitrosodiphenylamine	ND	1.0	ug/L	0.31
2,2'-oxybis (1-Chloropropane)	ND	1.0	ug/L	0.40
Pentachlorophenol	ND	5.0	ug/L	2.4
Phenanthrene	ND	0.20	ug/L	0.10
Phenol	ND	1.0	ug/L	0.60
Pyrene	ND	0.20	ug/L	0.10
2,4,5-Trichloro-phenol	ND	5.0	ug/L	0.30
2,4,6-Trichloro-phenol	ND	5.0	ug/L	0.80

SURROGATE	PERCENT RECOVERY	RECOVERY LIMITS
Nitrobenzene-d5	68	(27 - 111)
2-Fluorobiphenyl	62	(28 - 110)
Terphenyl-d14	97	(37 - 119)
Phenol-d5	66	(10 - 110)
2-Fluorophenol	67	(10 - 110)
2,4,6-Tribromophenol	69	(22 - 120)

Conestoga-Rovers & Associates, Inc.

Client Sample ID: GW-017324-111308-NH-013

TOTAL Metals

Lot-Sample #...: A8K140207-001 **Matrix.....:** WG
Date Sampled...: 11/13/08 08:40 **Date Received..:** 11/14/08

PARAMETER	RESULT	REPORTING LIMIT	UNITS	METHOD	PREPARATION-ANALYSIS DATE	WORK ORDER #
Prep Batch #...: 8322015						
Arsenic	ND	10.0	ug/L	SW846 6010B	11/17-11/21/08	K20NG1AH
		Dilution Factor: 1		MDL.....: 3.2		
Barium	ND	200	ug/L	SW846 6010B	11/17-11/21/08	K20NG1AD
		Dilution Factor: 1		MDL.....: 0.67		
Cadmium	ND	5.0	ug/L	SW846 6010B	11/17-11/21/08	K20NG1AE
		Dilution Factor: 1		MDL.....: 0.66		
Lead	ND	3.0	ug/L	SW846 6010B	11/17-11/21/08	K20NG1AJ
		Dilution Factor: 1		MDL.....: 1.9		
Chromium	ND	10.0	ug/L	SW846 6010B	11/17-11/21/08	K20NG1AF
		Dilution Factor: 1		MDL.....: 2.2		
Selenium	ND	5.0	ug/L	SW846 6010B	11/17-11/21/08	K20NG1AK
		Dilution Factor: 1		MDL.....: 4.1		
Silver	ND	10.0	ug/L	SW846 6010B	11/17-11/21/08	K20NG1AG
		Dilution Factor: 1		MDL.....: 2.2		
Mercury	ND	0.20	ug/L	SW846 7470A	11/17-11/19/08	K20NG1AL
		Dilution Factor: 1		MDL.....: 0.12		

Conestoga-Rovers & Associates, Inc.

Client Sample ID: GW-017324-111308-NH-013

DISSOLVED Metals

Lot-Sample #...: A8K140207-001 **Matrix.....:** WG
Date Sampled...: 11/13/08 08:40 **Date Received..:** 11/14/08

PARAMETER	RESULT	REPORTING LIMIT	UNITS	METHOD	PREPARATION-ANALYSIS DATE	WORK ORDER #
Prep Batch #...: 8322015						
Arsenic	ND	10.0	ug/L	SW846 6010B	11/17-11/21/08	K20NG1AR
		Dilution Factor: 1		MDL.....: 3.2		
Barium	ND	200	ug/L	SW846 6010B	11/17-11/21/08	K20NG1AM
		Dilution Factor: 1		MDL.....: 0.67		
Cadmium	ND	5.0	ug/L	SW846 6010B	11/17-11/21/08	K20NG1AN
		Dilution Factor: 1		MDL.....: 0.66		
Lead	ND	3.0	ug/L	SW846 6010B	11/17-11/21/08	K20NG1AT
		Dilution Factor: 1		MDL.....: 1.9		
Chromium	ND	10.0	ug/L	SW846 6010B	11/17-11/21/08	K20NG1AP
		Dilution Factor: 1		MDL.....: 2.2		
Selenium	ND	5.0	ug/L	SW846 6010B	11/17-11/21/08	K20NG1AU
		Dilution Factor: 1		MDL.....: 4.1		
Silver	ND	10.0	ug/L	SW846 6010B	11/17-11/21/08	K20NG1AQ
		Dilution Factor: 1		MDL.....: 2.2		
Mercury	ND	0.20	ug/L	SW846 7470A	11/17-11/19/08	K20NG1AV
		Dilution Factor: 1		MDL.....: 0.12		

Conestoga-Rovers & Associates, Inc.

Client Sample ID: GW-017324-111308-NH-014

GC/MS Volatiles

Lot-Sample #...: A8K140207-002 **Work Order #...:** K20N81AA **Matrix.....:** WG
Date Sampled...: 11/13/08 09:50 **Date Received..:** 11/14/08
Prep Date.....: 11/22/08 **Analysis Date..:** 11/22/08
Prep Batch #...: 8328060
Dilution Factor: 1 **Method.....:** SW846 8260B

PARAMETER	RESULT	REPORTING LIMIT	UNITS	MDL
Acetone	ND	10	ug/L	1.1
Benzene	ND	1.0	ug/L	0.13
Bromodichloromethane	ND	1.0	ug/L	0.15
Bromoform	ND	1.0	ug/L	0.64
Bromomethane	ND	1.0	ug/L	0.41
2-Butanone	ND	10	ug/L	0.57
Carbon disulfide	ND	1.0	ug/L	0.13
Carbon tetrachloride	ND	1.0	ug/L	0.13
Chlorobenzene	ND	1.0	ug/L	0.15
Chloroethane	ND	1.0	ug/L	0.29
Chloroform	ND	1.0	ug/L	0.16
Chloromethane	ND	1.0	ug/L	0.30
Cyclohexane	ND	1.0	ug/L	0.12
Dibromochloromethane	ND	1.0	ug/L	0.18
1,2-Dibromo-3-chloro-propane	ND	2.0	ug/L	0.67
1,2-Dibromoethane	ND	1.0	ug/L	0.24
1,2-Dichlorobenzene	ND	1.0	ug/L	0.13
1,3-Dichlorobenzene	ND	1.0	ug/L	0.14
1,4-Dichlorobenzene	ND	1.0	ug/L	0.13
Dichlorodifluoromethane	ND	1.0	ug/L	0.31
1,1-Dichloroethane	ND	1.0	ug/L	0.15
1,2-Dichloroethane	ND	1.0	ug/L	0.22
1,1-Dichloroethene	ND	1.0	ug/L	0.19
cis-1,2-Dichloroethene	ND	1.0	ug/L	0.17
trans-1,2-Dichloroethene	ND	1.0	ug/L	0.19
1,2-Dichloropropane	ND	1.0	ug/L	0.18
cis-1,3-Dichloropropene	ND	1.0	ug/L	0.14
trans-1,3-Dichloropropene	ND	1.0	ug/L	0.19
Ethylbenzene	ND	1.0	ug/L	0.17
2-Hexanone	ND	10	ug/L	0.41
Isopropylbenzene	ND	1.0	ug/L	0.13
Methyl acetate	ND	10	ug/L	0.38
Methylene chloride	ND	1.0	ug/L	0.33
Methylcyclohexane	ND	1.0	ug/L	0.13
4-Methyl-2-pentanone	ND	10	ug/L	0.32
Methyl tert-butyl ether	ND	5.0	ug/L	0.17
Styrene	ND	1.0	ug/L	0.11
1,1,2,2-Tetrachloroethane	ND	1.0	ug/L	0.18

(Continued on next page)

Conestoga-Rovers & Associates, Inc.

Client Sample ID: GW-017324-111308-NH-014

GC/MS Volatiles

Lot-Sample #...: A8K140207-002 **Work Order #...:** K20N81AA **Matrix.....:** WG

PARAMETER	RESULT	REPORTING LIMIT	UNITS	MDL
Tetrachloroethene	ND	1.0	ug/L	0.29
Toluene	ND	1.0	ug/L	0.13
1,2,4-Trichloro-benzene	ND	1.0	ug/L	0.15
1,1,1-Trichloroethane	ND	1.0	ug/L	0.22
1,1,2-Trichloroethane	ND	1.0	ug/L	0.27
Trichloroethene	ND	1.0	ug/L	0.17
Trichlorofluoromethane	ND	1.0	ug/L	0.21
1,1,2-Trichloro-1,2,2-trifluoroethane	ND	1.0	ug/L	0.28
Vinyl chloride	ND	1.0	ug/L	0.22
Xylenes (total)	ND	2.0	ug/L	0.28

SURROGATE	PERCENT RECOVERY	RECOVERY LIMITS
Dibromofluoromethane	99	(73 - 122)
1,2-Dichloroethane-d4	94	(61 - 128)
Toluene-d8	90	(76 - 110)
4-Bromofluorobenzene	80	(74 - 116)

Conestoga-Rovers & Associates, Inc.

Client Sample ID: GW-017324-111308-NH-014

GC/MS Semivolatiles

Lot-Sample #...: A8K140207-002 **Work Order #...:** K20N81AC **Matrix.....:** WG
Date Sampled...: 11/13/08 09:50 **Date Received..:** 11/14/08
Prep Date.....: 11/15/08 **Analysis Date..:** 11/17/08
Prep Batch #...: 8320011
Dilution Factor: 1 **Method.....:** SW846 8270C

PARAMETER	RESULT	REPORTING LIMIT	UNITS	MDL
Acenaphthene	ND	0.20	ug/L	0.10
Acenaphthylene	ND	0.20	ug/L	0.10
Acetophenone	ND	1.0	ug/L	0.34
Anthracene	ND	0.20	ug/L	0.10
Atrazine	ND	1.0	ug/L	0.34
Benzo(a)anthracene	ND	0.20	ug/L	0.10
Benzo(a)pyrene	ND	0.20	ug/L	0.10
Benzo(b)fluoranthene	ND	0.20	ug/L	0.10
Benzo(ghi)perylene	ND	0.20	ug/L	0.10
Benzo(k)fluoranthene	ND	0.20	ug/L	0.10
Benzaldehyde	ND	1.0	ug/L	0.39
1,1'-Biphenyl	ND	1.0	ug/L	0.80
bis(2-Chloroethoxy) methane	ND	1.0	ug/L	0.32
bis(2-Chloroethyl)-ether	ND	1.0	ug/L	0.10
bis(2-Ethylhexyl) phthalate	ND	2.0	ug/L	0.80
4-Bromophenyl phenyl ether	ND	2.0	ug/L	0.80
Butyl benzyl phthalate	ND	1.0	ug/L	0.80
Caprolactam	ND	5.0	ug/L	0.80
Carbazole	ND	1.0	ug/L	0.28
4-Chloroaniline	ND	2.0	ug/L	0.80
4-Chloro-3-methylphenol	ND	2.0	ug/L	0.80
2-Chloronaphthalene	ND	1.0	ug/L	0.10
2-Chlorophenol	ND	1.0	ug/L	0.29
4-Chlorophenyl phenyl ether	ND	2.0	ug/L	0.30
Chrysene	ND	0.20	ug/L	0.10
Dibenz(a,h)anthracene	ND	0.20	ug/L	0.10
Dibenzofuran	ND	1.0	ug/L	0.10
3,3'-Dichlorobenzidine	ND	5.0	ug/L	0.37
2,4-Dichlorophenol	ND	2.0	ug/L	0.80
Diethyl phthalate	ND	1.0	ug/L	0.60
2,4-Dimethylphenol	ND	2.0	ug/L	0.80
Dimethyl phthalate	ND	1.0	ug/L	0.29
Di-n-butyl phthalate	ND	1.0	ug/L	0.67
4,6-Dinitro-2-methylphenol	ND	5.0	ug/L	2.4

(Continued on next page)

Conestoga-Rovers & Associates, Inc.

Client Sample ID: GW-017324-111308-NH-014

GC/MS Semivolatiles

Lot-Sample #...: A8K140207-002 **Work Order #...:** K20N81AC **Matrix.....:** WG

PARAMETER	RESULT	REPORTING LIMIT	UNITS	MDL
2,4-Dinitrophenol	ND	5.0	ug/L	2.4
2,4-Dinitrotoluene	ND	5.0	ug/L	0.27
2,6-Dinitrotoluene	ND	5.0	ug/L	0.80
Di-n-octyl phthalate	ND	1.0	ug/L	0.80
Fluoranthene	ND	0.20	ug/L	0.10
Fluorene	ND	0.20	ug/L	0.10
Hexachlorobenzene	ND	0.20	ug/L	0.10
Hexachlorobutadiene	ND	1.0	ug/L	0.27
Hexachlorocyclopenta-diene	ND	10	ug/L	0.80
Hexachloroethane	ND	1.0	ug/L	0.80
Indeno(1,2,3-cd)pyrene	ND	0.20	ug/L	0.10
Isophorone	ND	1.0	ug/L	0.27
2-Methylnaphthalene	ND	0.20	ug/L	0.10
2-Methylphenol	ND	1.0	ug/L	0.80
4-Methylphenol	ND	1.0	ug/L	0.80
Naphthalene	ND	0.20	ug/L	0.10
2-Nitroaniline	ND	2.0	ug/L	0.80
3-Nitroaniline	ND	2.0	ug/L	0.28
4-Nitroaniline	ND	2.0	ug/L	0.80
Nitrobenzene	ND	1.0	ug/L	0.040
2-Nitrophenol	ND	2.0	ug/L	0.28
4-Nitrophenol	ND	5.0	ug/L	2.4
N-Nitrosodi-n-propyl-amine	ND	1.0	ug/L	0.80
N-Nitrosodiphenylamine	ND	1.0	ug/L	0.31
2,2'-oxybis (1-Chloropropane)	ND	1.0	ug/L	0.40
Pentachlorophenol	ND	5.0	ug/L	2.4
Phenanthrene	ND	0.20	ug/L	0.10
Phenol	ND	1.0	ug/L	0.60
Pyrene	ND	0.20	ug/L	0.10
2,4,5-Trichloro-phenol	ND	5.0	ug/L	0.30
2,4,6-Trichloro-phenol	ND	5.0	ug/L	0.80

SURROGATE	PERCENT RECOVERY	RECOVERY LIMITS
Nitrobenzene-d5	68	(27 - 111)
2-Fluorobiphenyl	62	(28 - 110)
Terphenyl-d14	88	(37 - 119)
Phenol-d5	66	(10 - 110)
2-Fluorophenol	68	(10 - 110)
2,4,6-Tribromophenol	67	(22 - 120)

Conestoga-Rovers & Associates, Inc.

Client Sample ID: GW-017324-111308-NH-014

TOTAL Metals

Lot-Sample #...: A8K140207-002 **Matrix.....:** WG
Date Sampled...: 11/13/08 09:50 **Date Received..:** 11/14/08

PARAMETER	RESULT	REPORTING LIMIT	UNITS	METHOD	PREPARATION-ANALYSIS DATE	WORK ORDER #
Prep Batch #...: 8322015						
Arsenic	ND	10.0	ug/L	SW846 6010B	11/17-11/21/08	K20N81AH
		Dilution Factor: 1		MDL.....: 3.2		
Barium	ND	200	ug/L	SW846 6010B	11/17-11/21/08	K20N81AD
		Dilution Factor: 1		MDL.....: 0.67		
Cadmium	ND	5.0	ug/L	SW846 6010B	11/17-11/21/08	K20N81AE
		Dilution Factor: 1		MDL.....: 0.66		
Lead	ND	3.0	ug/L	SW846 6010B	11/17-11/21/08	K20N81AJ
		Dilution Factor: 1		MDL.....: 1.9		
Chromium	ND	10.0	ug/L	SW846 6010B	11/17-11/21/08	K20N81AF
		Dilution Factor: 1		MDL.....: 2.2		
Selenium	ND	5.0	ug/L	SW846 6010B	11/17-11/21/08	K20N81AK
		Dilution Factor: 1		MDL.....: 4.1		
Silver	ND	10.0	ug/L	SW846 6010B	11/17-11/21/08	K20N81AG
		Dilution Factor: 1		MDL.....: 2.2		
Mercury	ND	0.20	ug/L	SW846 7470A	11/17-11/19/08	K20N81AL
		Dilution Factor: 1		MDL.....: 0.12		

Conestoga-Rovers & Associates, Inc.

Client Sample ID: GW-017324-111308-NH-014

DISSOLVED Metals

Lot-Sample #...: A8K140207-002 **Matrix.....:** WG
Date Sampled...: 11/13/08 09:50 **Date Received..:** 11/14/08

PARAMETER	RESULT	REPORTING LIMIT	UNITS	METHOD	PREPARATION-ANALYSIS DATE	WORK ORDER #
Prep Batch #...: 8322015						
Arsenic	ND	10.0	ug/L	SW846 6010B	11/17-11/21/08	K20N81AR
		Dilution Factor: 1		MDL.....: 3.2		
Barium	ND	200	ug/L	SW846 6010B	11/17-11/21/08	K20N81AM
		Dilution Factor: 1		MDL.....: 0.67		
Cadmium	ND	5.0	ug/L	SW846 6010B	11/17-11/21/08	K20N81AN
		Dilution Factor: 1		MDL.....: 0.66		
Lead	ND	3.0	ug/L	SW846 6010B	11/17-11/21/08	K20N81AT
		Dilution Factor: 1		MDL.....: 1.9		
Chromium	ND	10.0	ug/L	SW846 6010B	11/17-11/21/08	K20N81AP
		Dilution Factor: 1		MDL.....: 2.2		
Selenium	ND	5.0	ug/L	SW846 6010B	11/17-11/21/08	K20N81AU
		Dilution Factor: 1		MDL.....: 4.1		
Silver	ND	10.0	ug/L	SW846 6010B	11/17-11/21/08	K20N81AQ
		Dilution Factor: 1		MDL.....: 2.2		
Mercury	ND	0.20	ug/L	SW846 7470A	11/17-11/19/08	K20N81AV
		Dilution Factor: 1		MDL.....: 0.12		

Conestoga-Rovers & Associates, Inc.

Client Sample ID: GW-017324-111308-NH-015

GC/MS Volatiles

Lot-Sample #...: A8K140207-003 **Work Order #...:** K20PA1AA **Matrix.....:** WG
Date Sampled...: 11/13/08 11:00 **Date Received..:** 11/14/08
Prep Date.....: 11/22/08 **Analysis Date..:** 11/22/08
Prep Batch #...: 8328060
Dilution Factor: 1 **Method.....:** SW846 8260B

PARAMETER	RESULT	REPORTING LIMIT	UNITS	MDL
Acetone	ND	10	ug/L	1.1
Benzene	ND	1.0	ug/L	0.13
Bromodichloromethane	ND	1.0	ug/L	0.15
Bromoform	ND	1.0	ug/L	0.64
Bromomethane	ND	1.0	ug/L	0.41
2-Butanone	ND	10	ug/L	0.57
Carbon disulfide	ND	1.0	ug/L	0.13
Carbon tetrachloride	ND	1.0	ug/L	0.13
Chlorobenzene	ND	1.0	ug/L	0.15
Chloroethane	ND	1.0	ug/L	0.29
Chloroform	ND	1.0	ug/L	0.16
Chloromethane	ND	1.0	ug/L	0.30
Cyclohexane	ND	1.0	ug/L	0.12
Dibromochloromethane	ND	1.0	ug/L	0.18
1,2-Dibromo-3-chloro-propane	ND	2.0	ug/L	0.67
1,2-Dibromoethane	ND	1.0	ug/L	0.24
1,2-Dichlorobenzene	ND	1.0	ug/L	0.13
1,3-Dichlorobenzene	ND	1.0	ug/L	0.14
1,4-Dichlorobenzene	ND	1.0	ug/L	0.13
Dichlorodifluoromethane	ND	1.0	ug/L	0.31
1,1-Dichloroethane	**1.2**	**1.0**	**ug/L**	**0.15**
1,2-Dichloroethane	ND	1.0	ug/L	0.22
1,1-Dichloroethene	ND	1.0	ug/L	0.19
cis-1,2-Dichloroethene	ND	1.0	ug/L	0.17
trans-1,2-Dichloroethene	ND	1.0	ug/L	0.19
1,2-Dichloropropane	ND	1.0	ug/L	0.18
cis-1,3-Dichloropropene	ND	1.0	ug/L	0.14
trans-1,3-Dichloropropene	ND	1.0	ug/L	0.19
Ethylbenzene	ND	1.0	ug/L	0.17
2-Hexanone	ND	10	ug/L	0.41
Isopropylbenzene	ND	1.0	ug/L	0.13
Methyl acetate	ND	10	ug/L	0.38
Methylene chloride	ND	1.0	ug/L	0.33
Methylcyclohexane	ND	1.0	ug/L	0.13
4-Methyl-2-pentanone	ND	10	ug/L	0.32
Methyl tert-butyl ether	ND	5.0	ug/L	0.17
Styrene	ND	1.0	ug/L	0.11
1,1,2,2-Tetrachloroethane	ND	1.0	ug/L	0.18

(Continued on next page)

Conestoga-Rovers & Associates, Inc.

Client Sample ID: GW-017324-111308-NH-015

GC/MS Volatiles

Lot-Sample #...: A8K140207-003 **Work Order #...:** K20PA1AA **Matrix.....:** WG

PARAMETER	RESULT	REPORTING LIMIT	UNITS	MDL
Tetrachloroethene	ND	1.0	ug/L	0.29
Toluene	ND	1.0	ug/L	0.13
1,2,4-Trichloro-benzene	ND	1.0	ug/L	0.15
1,1,1-Trichloroethane	ND	1.0	ug/L	0.22
1,1,2-Trichloroethane	ND	1.0	ug/L	0.27
Trichloroethene	ND	1.0	ug/L	0.17
Trichlorofluoromethane	ND	1.0	ug/L	0.21
1,1,2-Trichloro-1,2,2-trifluoroethane	ND	1.0	ug/L	0.28
Vinyl chloride	**1.1**	**1.0**	**ug/L**	**0.22**
Xylenes (total)	ND	2.0	ug/L	0.28

SURROGATE	PERCENT RECOVERY	RECOVERY LIMITS
Dibromofluoromethane	101	(73 - 122)
1,2-Dichloroethane-d4	96	(61 - 128)
Toluene-d8	93	(76 - 110)
4-Bromofluorobenzene	85	(74 - 116)

Conestoga-Rovers & Associates, Inc.

Client Sample ID: GW-017324-111308-NH-015

GC/MS Semivolatiles

Lot-Sample #...: A8K140207-003 **Work Order #...:** K20PA1AC **Matrix.....:** WG
Date Sampled...: 11/13/08 11:00 **Date Received..:** 11/14/08
Prep Date.....: 11/15/08 **Analysis Date..:** 11/17/08
Prep Batch #...: 8320011
Dilution Factor: 1 **Method.....:** SW846 8270C

PARAMETER	RESULT	REPORTING LIMIT	UNITS	MDL
Acenaphthene	ND	0.20	ug/L	0.10
Acenaphthylene	ND	0.20	ug/L	0.10
Acetophenone	ND	1.0	ug/L	0.34
Anthracene	ND	0.20	ug/L	0.10
Atrazine	ND	1.0	ug/L	0.34
Benzo(a)anthracene	ND	0.20	ug/L	0.10
Benzo(a)pyrene	ND	0.20	ug/L	0.10
Benzo(b)fluoranthene	ND	0.20	ug/L	0.10
Benzo(ghi)perylene	ND	0.20	ug/L	0.10
Benzo(k)fluoranthene	ND	0.20	ug/L	0.10
Benzaldehyde	ND	1.0	ug/L	0.39
1,1'-Biphenyl	ND	1.0	ug/L	0.80
bis(2-Chloroethoxy) methane	ND	1.0	ug/L	0.32
bis(2-Chloroethyl)-ether	ND	1.0	ug/L	0.10
bis(2-Ethylhexyl) phthalate	ND	2.0	ug/L	0.80
4-Bromophenyl phenyl ether	ND	2.0	ug/L	0.80
Butyl benzyl phthalate	ND	1.0	ug/L	0.80
Caprolactam	ND	5.0	ug/L	0.80
Carbazole	ND	1.0	ug/L	0.28
4-Chloroaniline	ND	2.0	ug/L	0.80
4-Chloro-3-methylphenol	ND	2.0	ug/L	0.80
2-Chloronaphthalene	ND	1.0	ug/L	0.10
2-Chlorophenol	ND	1.0	ug/L	0.29
4-Chlorophenyl phenyl ether	ND	2.0	ug/L	0.30
Chrysene	ND	0.20	ug/L	0.10
Dibenz(a,h)anthracene	ND	0.20	ug/L	0.10
Dibenzofuran	ND	1.0	ug/L	0.10
3,3'-Dichlorobenzidine	ND	5.0	ug/L	0.37
2,4-Dichlorophenol	ND	2.0	ug/L	0.80
Diethyl phthalate	ND	1.0	ug/L	0.60
2,4-Dimethylphenol	ND	2.0	ug/L	0.80
Dimethyl phthalate	ND	1.0	ug/L	0.29
Di-n-butyl phthalate	ND	1.0	ug/L	0.67
4,6-Dinitro-2-methylphenol	ND	5.0	ug/L	2.4

(Continued on next page)

Conestoga-Rovers & Associates, Inc.

Client Sample ID: GW-017324-111308-NH-015

GC/MS Semivolatiles

Lot-Sample #...: A8K140207-003 **Work Order #...:** K20PA1AC **Matrix.....:** WG

PARAMETER	RESULT	REPORTING LIMIT	UNITS	MDL
2,4-Dinitrophenol	ND	5.0	ug/L	2.4
2,4-Dinitrotoluene	ND	5.0	ug/L	0.27
2,6-Dinitrotoluene	ND	5.0	ug/L	0.80
Di-n-octyl phthalate	ND	1.0	ug/L	0.80
Fluoranthene	ND	0.20	ug/L	0.10
Fluorene	ND	0.20	ug/L	0.10
Hexachlorobenzene	ND	0.20	ug/L	0.10
Hexachlorobutadiene	ND	1.0	ug/L	0.27
Hexachlorocyclopenta-diene	ND	10	ug/L	0.80
Hexachloroethane	ND	1.0	ug/L	0.80
Indeno(1,2,3-cd)pyrene	ND	0.20	ug/L	0.10
Isophorone	ND	1.0	ug/L	0.27
2-Methylnaphthalene	ND	0.20	ug/L	0.10
2-Methylphenol	ND	1.0	ug/L	0.80
4-Methylphenol	ND	1.0	ug/L	0.80
Naphthalene	ND	0.20	ug/L	0.10
2-Nitroaniline	ND	2.0	ug/L	0.80
3-Nitroaniline	ND	2.0	ug/L	0.28
4-Nitroaniline	ND	2.0	ug/L	0.80
Nitrobenzene	ND	1.0	ug/L	0.040
2-Nitrophenol	ND	2.0	ug/L	0.28
4-Nitrophenol	ND	5.0	ug/L	2.4
N-Nitrosodi-n-propyl-amine	ND	1.0	ug/L	0.80
N-Nitrosodiphenylamine	ND	1.0	ug/L	0.31
2,2'-oxybis (1-Chloropropane)	ND	1.0	ug/L	0.40
Pentachlorophenol	ND	5.0	ug/L	2.4
Phenanthrene	ND	0.20	ug/L	0.10
Phenol	ND	1.0	ug/L	0.60
Pyrene	ND	0.20	ug/L	0.10
2,4,5-Trichloro-phenol	ND	5.0	ug/L	0.30
2,4,6-Trichloro-phenol	ND	5.0	ug/L	0.80

SURROGATE	PERCENT RECOVERY	RECOVERY LIMITS
Nitrobenzene-d5	65	(27 - 111)
2-Fluorobiphenyl	59	(28 - 110)
Terphenyl-d14	90	(37 - 119)
Phenol-d5	63	(10 - 110)
2-Fluorophenol	65	(10 - 110)
2,4,6-Tribromophenol	66	(22 - 120)

Conestoga-Rovers & Associates, Inc.

Client Sample ID: GW-017324-111308-NH-015

TOTAL Metals

Lot-Sample #...: A8K140207-003 **Matrix.....:** WG
Date Sampled...: 11/13/08 11:00 **Date Received..:** 11/14/08

PARAMETER	RESULT	REPORTING LIMIT	UNITS	METHOD	PREPARATION-ANALYSIS DATE	WORK ORDER #
Prep Batch #...: 8322015						
Arsenic	ND	10.0	ug/L	SW846 6010B	11/17-11/21/08	K20PA1AH
		Dilution Factor: 1		MDL.....: 3.2		
Barium	**437**	**200**	**ug/L**	**SW846 6010B**	**11/17-11/21/08**	**K20PA1AD**
		Dilution Factor: 1		MDL.....: 0.67		
Cadmium	ND	5.0	ug/L	SW846 6010B	11/17-11/21/08	K20PA1AE
		Dilution Factor: 1		MDL.....: 0.66		
Lead	ND	3.0	ug/L	SW846 6010B	11/17-11/21/08	K20PA1AJ
		Dilution Factor: 1		MDL.....: 1.9		
Chromium	ND	10.0	ug/L	SW846 6010B	11/17-11/21/08	K20PA1AF
		Dilution Factor: 1		MDL.....: 2.2		
Selenium	ND	5.0	ug/L	SW846 6010B	11/17-11/21/08	K20PA1AK
		Dilution Factor: 1		MDL.....: 4.1		
Silver	ND	10.0	ug/L	SW846 6010B	11/17-11/21/08	K20PA1AG
		Dilution Factor: 1		MDL.....: 2.2		
Mercury	ND	0.20	ug/L	SW846 7470A	11/17-11/19/08	K20PA1AL
		Dilution Factor: 1		MDL.....: 0.12		

Conestoga-Rovers & Associates, Inc.

Client Sample ID: GW-017324-111308-NH-015

DISSOLVED Metals

Lot-Sample #...: A8K140207-003 **Matrix.....:** WG
Date Sampled...: 11/13/08 11:00 **Date Received..:** 11/14/08

PARAMETER	RESULT	REPORTING LIMIT	UNITS	METHOD	PREPARATION-ANALYSIS DATE	WORK ORDER #
Prep Batch #...: 8322015						
Arsenic	ND	10.0	ug/L	SW846 6010B	11/17-11/21/08	K20PA1AR
		Dilution Factor: 1		MDL.....: 3.2		
Barium	**445**	**200**	**ug/L**	**SW846 6010B**	**11/17-11/21/08**	**K20PA1AM**
		Dilution Factor: 1		MDL.....: 0.67		
Cadmium	ND	5.0	ug/L	SW846 6010B	11/17-11/21/08	K20PA1AN
		Dilution Factor: 1		MDL.....: 0.66		
Lead	ND	3.0	ug/L	SW846 6010B	11/17-11/21/08	K20PA1AT
		Dilution Factor: 1		MDL.....: 1.9		
Chromium	ND	10.0	ug/L	SW846 6010B	11/17-11/21/08	K20PA1AP
		Dilution Factor: 1		MDL.....: 2.2		
Selenium	ND	5.0	ug/L	SW846 6010B	11/17-11/21/08	K20PA1AU
		Dilution Factor: 1		MDL.....: 4.1		
Silver	ND	10.0	ug/L	SW846 6010B	11/17-11/21/08	K20PA1AQ
		Dilution Factor: 1		MDL.....: 2.2		
Mercury	ND	0.20	ug/L	SW846 7470A	11/17-11/19/08	K20PA1AV
		Dilution Factor: 1		MDL.....: 0.12		

Conestoga-Rovers & Associates, Inc.

Client Sample ID: GW-017324-111308-NH-016

GC/MS Volatiles

Lot-Sample #...: A8K140207-004 **Work Order #...:** K20PD1AA **Matrix.....:** WG
Date Sampled...: 11/13/08 12:35 **Date Received..:** 11/14/08
Prep Date.....: 11/23/08 **Analysis Date..:** 11/23/08
Prep Batch #...: 8329081
Dilution Factor: 16.67 **Method.....:** SW846 8260B

PARAMETER	RESULT	REPORTING LIMIT	UNITS	MDL
Acetone	ND	170	ug/L	18
Benzene	ND	17	ug/L	2.2
Bromodichloromethane	ND	17	ug/L	2.5
Bromoform	ND	17	ug/L	11
Bromomethane	ND	17	ug/L	6.8
2-Butanone	ND	170	ug/L	9.5
Carbon disulfide	ND	17	ug/L	2.2
Carbon tetrachloride	ND	17	ug/L	2.2
Chlorobenzene	ND	17	ug/L	2.5
Chloroethane	ND	17	ug/L	4.8
Chloroform	ND	17	ug/L	2.7
Chloromethane	ND	17	ug/L	5.0
Cyclohexane	ND	17	ug/L	2.0
Dibromochloromethane	ND	17	ug/L	3.0
1,2-Dibromo-3-chloro-propane	ND	33	ug/L	11
1,2-Dibromoethane	ND	17	ug/L	4.0
1,2-Dichlorobenzene	ND	17	ug/L	2.2
1,3-Dichlorobenzene	ND	17	ug/L	2.3
1,4-Dichlorobenzene	ND	17	ug/L	2.2
Dichlorodifluoromethane	ND	17	ug/L	5.2
1,1-Dichloroethane	ND	17	ug/L	2.5
1,2-Dichloroethane	ND	17	ug/L	3.7
1,1-Dichloroethene	ND	17	ug/L	3.2
cis-1,2-Dichloroethene	ND	17	ug/L	2.8
trans-1,2-Dichloroethene	ND	17	ug/L	3.2
1,2-Dichloropropane	ND	17	ug/L	3.0
cis-1,3-Dichloropropene	ND	17	ug/L	2.3
trans-1,3-Dichloropropene	ND	17	ug/L	3.2
Ethylbenzene	ND	17	ug/L	2.8
2-Hexanone	ND	170	ug/L	6.8
Isopropylbenzene	ND	17	ug/L	2.2
Methyl acetate	ND	170	ug/L	6.3
Methylene chloride	ND	17	ug/L	5.5
Methylcyclohexane	ND	17	ug/L	2.2
4-Methyl-2-pentanone	ND	170	ug/L	5.3
Methyl tert-butyl ether	ND	83	ug/L	2.8
Styrene	ND	17	ug/L	1.8
1,1,2,2-Tetrachloroethane	ND	17	ug/L	3.0

(Continued on next page)

Conestoga-Rovers & Associates, Inc.

Client Sample ID: GW-017324-111308-NH-016

GC/MS Volatiles

Lot-Sample #...: A8K140207-004 **Work Order #...:** K20PD1AA **Matrix.....:** WG

PARAMETER	RESULT	REPORTING LIMIT	UNITS	MDL
Tetrachloroethene	ND	17	ug/L	4.8
Toluene	ND	17	ug/L	2.2
1,2,4-Trichloro-benzene	ND	17	ug/L	2.5
1,1,1-Trichloroethane	ND	17	ug/L	3.7
1,1,2-Trichloroethane	ND	17	ug/L	4.5
Trichloroethene	**530**	**17**	**ug/L**	**2.8**
Trichlorofluoromethane	ND	17	ug/L	3.5
1,1,2-Trichloro-1,2,2-trifluoroethane	ND	17	ug/L	4.7
Vinyl chloride	ND	17	ug/L	3.7
Xylenes (total)	ND	33	ug/L	4.7

SURROGATE	PERCENT RECOVERY	RECOVERY LIMITS
Dibromofluoromethane	103	(73 - 122)
1,2-Dichloroethane-d4	103	(61 - 128)
Toluene-d8	102	(76 - 110)
4-Bromofluorobenzene	79	(74 - 116)

Conestoga-Rovers & Associates, Inc.

Client Sample ID: GW-017324-111308-NH-016

GC/MS Semivolatiles

Lot-Sample #...: A8K140207-004 **Work Order #...:** K20PD1AC **Matrix.....:** WG
Date Sampled...: 11/13/08 12:35 **Date Received..:** 11/14/08
Prep Date.....: 11/15/08 **Analysis Date..:** 11/18/08
Prep Batch #...: 8320011
Dilution Factor: 1 **Method.....:** SW846 8270C

PARAMETER	RESULT	REPORTING LIMIT	UNITS	MDL
Acenaphthene	ND	0.20	ug/L	0.10
Acenaphthylene	ND	0.20	ug/L	0.10
Acetophenone	ND	1.0	ug/L	0.34
Anthracene	ND	0.20	ug/L	0.10
Atrazine	ND	1.0	ug/L	0.34
Benzo(a)anthracene	ND	0.20	ug/L	0.10
Benzo(a)pyrene	ND	0.20	ug/L	0.10
Benzo(b)fluoranthene	ND	0.20	ug/L	0.10
Benzo(ghi)perylene	ND	0.20	ug/L	0.10
Benzo(k)fluoranthene	ND	0.20	ug/L	0.10
Benzaldehyde	ND	1.0	ug/L	0.39
1,1'-Biphenyl	ND	1.0	ug/L	0.80
bis(2-Chloroethoxy) methane	ND	1.0	ug/L	0.32
bis(2-Chloroethyl)-ether	ND	1.0	ug/L	0.10
bis(2-Ethylhexyl) phthalate	ND	2.0	ug/L	0.80
4-Bromophenyl phenyl ether	ND	2.0	ug/L	0.80
Butyl benzyl phthalate	ND	1.0	ug/L	0.80
Caprolactam	ND	5.0	ug/L	0.80
Carbazole	ND	1.0	ug/L	0.28
4-Chloroaniline	ND	2.0	ug/L	0.80
4-Chloro-3-methylphenol	ND	2.0	ug/L	0.80
2-Chloronaphthalene	ND	1.0	ug/L	0.10
2-Chlorophenol	ND	1.0	ug/L	0.29
4-Chlorophenyl phenyl ether	ND	2.0	ug/L	0.30
Chrysene	ND	0.20	ug/L	0.10
Dibenz(a,h)anthracene	ND	0.20	ug/L	0.10
Dibenzofuran	ND	1.0	ug/L	0.10
3,3'-Dichlorobenzidine	ND	5.0	ug/L	0.37
2,4-Dichlorophenol	ND	2.0	ug/L	0.80
Diethyl phthalate	ND	1.0	ug/L	0.60
2,4-Dimethylphenol	ND	2.0	ug/L	0.80
Dimethyl phthalate	ND	1.0	ug/L	0.29
Di-n-butyl phthalate	ND	1.0	ug/L	0.67
4,6-Dinitro-2-methylphenol	ND	5.0	ug/L	2.4

(Continued on next page)

Conestoga-Rovers & Associates, Inc.

Client Sample ID: GW-017324-111308-NH-016

GC/MS Semivolatiles

Lot-Sample #...: A8K140207-004 **Work Order #...:** K20PD1AC **Matrix.....:** WG

PARAMETER	RESULT	REPORTING LIMIT	UNITS	MDL
2,4-Dinitrophenol	ND	5.0	ug/L	2.4
2,4-Dinitrotoluene	ND	5.0	ug/L	0.27
2,6-Dinitrotoluene	ND	5.0	ug/L	0.80
Di-n-octyl phthalate	ND	1.0	ug/L	0.80
Fluoranthene	ND	0.20	ug/L	0.10
Fluorene	ND	0.20	ug/L	0.10
Hexachlorobenzene	ND	0.20	ug/L	0.10
Hexachlorobutadiene	ND	1.0	ug/L	0.27
Hexachlorocyclopenta-diene	ND	10	ug/L	0.80
Hexachloroethane	ND	1.0	ug/L	0.80
Indeno(1,2,3-cd)pyrene	ND	0.20	ug/L	0.10
Isophorone	ND	1.0	ug/L	0.27
2-Methylnaphthalene	ND	0.20	ug/L	0.10
2-Methylphenol	ND	1.0	ug/L	0.80
4-Methylphenol	ND	1.0	ug/L	0.80
Naphthalene	ND	0.20	ug/L	0.10
2-Nitroaniline	ND	2.0	ug/L	0.80
3-Nitroaniline	ND	2.0	ug/L	0.28
4-Nitroaniline	ND	2.0	ug/L	0.80
Nitrobenzene	ND	1.0	ug/L	0.040
2-Nitrophenol	ND	2.0	ug/L	0.28
4-Nitrophenol	ND	5.0	ug/L	2.4
N-Nitrosodi-n-propyl-amine	ND	1.0	ug/L	0.80
N-Nitrosodiphenylamine	ND	1.0	ug/L	0.31
2,2'-oxybis (1-Chloropropane)	ND	1.0	ug/L	0.40
Pentachlorophenol	ND	5.0	ug/L	2.4
Phenanthrene	ND	0.20	ug/L	0.10
Phenol	ND	1.0	ug/L	0.60
Pyrene	ND	0.20	ug/L	0.10
2,4,5-Trichloro-phenol	ND	5.0	ug/L	0.30
2,4,6-Trichloro-phenol	ND	5.0	ug/L	0.80

SURROGATE	PERCENT RECOVERY	RECOVERY LIMITS
Nitrobenzene-d5	70	(27 - 111)
2-Fluorobiphenyl	63	(28 - 110)
Terphenyl-d14	87	(37 - 119)
Phenol-d5	72	(10 - 110)
2-Fluorophenol	70	(10 - 110)
2,4,6-Tribromophenol	71	(22 - 120)

Conestoga-Rovers & Associates, Inc.

Client Sample ID: GW-017324-111308-NH-016

TOTAL Metals

Lot-Sample #...: A8K140207-004 **Matrix.....:** WG
Date Sampled...: 11/13/08 12:35 **Date Received..:** 11/14/08

PARAMETER	RESULT	REPORTING LIMIT	UNITS	METHOD	PREPARATION-ANALYSIS DATE	WORK ORDER #
Prep Batch #...: 8322015						
Arsenic	ND	10.0	ug/L	SW846 6010B	11/17-11/21/08	K20PD1AH
		Dilution Factor: 1		MDL.....: 3.2		
Barium	ND	200	ug/L	SW846 6010B	11/17-11/21/08	K20PD1AD
		Dilution Factor: 1		MDL.....: 0.67		
Cadmium	ND	5.0	ug/L	SW846 6010B	11/17-11/21/08	K20PD1AE
		Dilution Factor: 1		MDL.....: 0.66		
Lead	ND	3.0	ug/L	SW846 6010B	11/17-11/21/08	K20PD1AJ
		Dilution Factor: 1		MDL.....: 1.9		
Chromium	ND	10.0	ug/L	SW846 6010B	11/17-11/21/08	K20PD1AF
		Dilution Factor: 1		MDL.....: 2.2		
Selenium	ND	5.0	ug/L	SW846 6010B	11/17-11/21/08	K20PD1AK
		Dilution Factor: 1		MDL.....: 4.1		
Silver	ND	10.0	ug/L	SW846 6010B	11/17-11/21/08	K20PD1AG
		Dilution Factor: 1		MDL.....: 2.2		
Mercury	ND	0.20	ug/L	SW846 7470A	11/17-11/19/08	K20PD1AL
		Dilution Factor: 1		MDL.....: 0.12		

Conestoga-Rovers & Associates, Inc.

Client Sample ID: GW-017324-111308-NH-016

DISSOLVED Metals

Lot-Sample #...: A8K140207-004 **Matrix.....:** WG
Date Sampled...: 11/13/08 12:35 **Date Received..:** 11/14/08

PARAMETER	RESULT	REPORTING LIMIT	UNITS	METHOD	PREPARATION-ANALYSIS DATE	WORK ORDER #
Prep Batch #...: 8322015						
Arsenic	ND	10.0	ug/L	SW846 6010B	11/17-11/21/08	K20PD1AR
		Dilution Factor: 1		MDL.....: 3.2		
Barium	ND	200	ug/L	SW846 6010B	11/17-11/21/08	K20PD1AM
		Dilution Factor: 1		MDL.....: 0.67		
Cadmium	ND	5.0	ug/L	SW846 6010B	11/17-11/21/08	K20PD1AN
		Dilution Factor: 1		MDL.....: 0.66		
Lead	ND	3.0	ug/L	SW846 6010B	11/17-11/21/08	K20PD1AT
		Dilution Factor: 1		MDL.....: 1.9		
Chromium	ND	10.0	ug/L	SW846 6010B	11/17-11/21/08	K20PD1AP
		Dilution Factor: 1		MDL.....: 2.2		
Selenium	ND	5.0	ug/L	SW846 6010B	11/17-11/21/08	K20PD1AU
		Dilution Factor: 1		MDL.....: 4.1		
Silver	ND	10.0	ug/L	SW846 6010B	11/17-11/21/08	K20PD1AQ
		Dilution Factor: 1		MDL.....: 2.2		
Mercury	ND	0.20	ug/L	SW846 7470A	11/17-11/19/08	K20PD1AV
		Dilution Factor: 1		MDL.....: 0.12		

Conestoga-Rovers & Associates, Inc.

Client Sample ID: GW-017324-111308-NH-017

GC/MS Volatiles

Lot-Sample #...: A8K140207-005 **Work Order #...:** K20PJ1AA **Matrix.....:** WG
Date Sampled...: 11/13/08 15:15 **Date Received..:** 11/14/08
Prep Date.....: 11/22/08 **Analysis Date..:** 11/22/08
Prep Batch #...: 8328060
Dilution Factor: 3.33 **Method.....:** SW846 8260B

PARAMETER	RESULT	REPORTING LIMIT	UNITS	MDL
Acetone	ND	33	ug/L	3.7
Benzene	ND	3.3	ug/L	0.43
Bromodichloromethane	ND	3.3	ug/L	0.50
Bromoform	ND	3.3	ug/L	2.1
Bromomethane	ND	3.3	ug/L	1.4
2-Butanone	ND	33	ug/L	1.9
Carbon disulfide	ND	3.3	ug/L	0.43
Carbon tetrachloride	ND	3.3	ug/L	0.43
Chlorobenzene	ND	3.3	ug/L	0.50
Chloroethane	ND	3.3	ug/L	0.97
Chloroform	ND	3.3	ug/L	0.53
Chloromethane	ND	3.3	ug/L	1.0
Cyclohexane	ND	3.3	ug/L	0.40
Dibromochloromethane	ND	3.3	ug/L	0.60
1,2-Dibromo-3-chloro-propane	ND	6.7	ug/L	2.2
1,2-Dibromoethane	ND	3.3	ug/L	0.80
1,2-Dichlorobenzene	ND	3.3	ug/L	0.43
1,3-Dichlorobenzene	ND	3.3	ug/L	0.47
1,4-Dichlorobenzene	ND	3.3	ug/L	0.43
Dichlorodifluoromethane	ND	3.3	ug/L	1.0
1,1-Dichloroethane	ND	3.3	ug/L	0.50
1,2-Dichloroethane	ND	3.3	ug/L	0.73
1,1-Dichloroethene	ND	3.3	ug/L	0.63
cis-1,2-Dichloroethene	ND	3.3	ug/L	0.57
trans-1,2-Dichloroethene	ND	3.3	ug/L	0.63
1,2-Dichloropropane	ND	3.3	ug/L	0.60
cis-1,3-Dichloropropene	ND	3.3	ug/L	0.47
trans-1,3-Dichloropropene	ND	3.3	ug/L	0.63
Ethylbenzene	ND	3.3	ug/L	0.57
2-Hexanone	ND	33	ug/L	1.4
Isopropylbenzene	ND	3.3	ug/L	0.43
Methyl acetate	ND	33	ug/L	1.3
Methylene chloride	ND	3.3	ug/L	1.1
Methylcyclohexane	ND	3.3	ug/L	0.43
4-Methyl-2-pentanone	ND	33	ug/L	1.1
Methyl tert-butyl ether	ND	17	ug/L	0.57
Styrene	ND	3.3	ug/L	0.37
1,1,2,2-Tetrachloroethane	ND	3.3	ug/L	0.60

(Continued on next page)

Conestoga-Rovers & Associates, Inc.

Client Sample ID: GW-017324-111308-NH-017

GC/MS Volatiles

Lot-Sample #...: A8K140207-005 **Work Order #...:** K20PJ1AA **Matrix.....:** WG

PARAMETER	RESULT	REPORTING LIMIT	UNITS	MDL
Tetrachloroethene	**130**	**3.3**	**ug/L**	**0.97**
Toluene	ND	3.3	ug/L	0.43
1,2,4-Trichloro-benzene	ND	3.3	ug/L	0.50
1,1,1-Trichloroethane	ND	3.3	ug/L	0.73
1,1,2-Trichloroethane	ND	3.3	ug/L	0.90
Trichloroethene	ND	3.3	ug/L	0.57
Trichlorofluoromethane	ND	3.3	ug/L	0.70
1,1,2-Trichloro-1,2,2-trifluoroethane	ND	3.3	ug/L	0.93
Vinyl chloride	ND	3.3	ug/L	0.73
Xylenes (total)	ND	6.7	ug/L	0.93

SURROGATE	PERCENT RECOVERY	RECOVERY LIMITS
Dibromofluoromethane	95	(73 - 122)
1,2-Dichloroethane-d4	94	(61 - 128)
Toluene-d8	95	(76 - 110)
4-Bromofluorobenzene	81	(74 - 116)

Conestoga-Rovers & Associates, Inc.

Client Sample ID: GW-017324-111308-NH-017

GC/MS Semivolatiles

Lot-Sample #...: A8K140207-005 **Work Order #...:** K20PJ1AC **Matrix.....:** WG
Date Sampled...: 11/13/08 15:15 **Date Received..:** 11/14/08
Prep Date.....: 11/15/08 **Analysis Date..:** 11/17/08
Prep Batch #...: 8320011
Dilution Factor: 1 **Method.....:** SW846 8270C

PARAMETER	RESULT	REPORTING LIMIT	UNITS	MDL
Acenaphthene	ND	0.20	ug/L	0.10
Acenaphthylene	ND	0.20	ug/L	0.10
Acetophenone	ND	1.0	ug/L	0.34
Anthracene	ND	0.20	ug/L	0.10
Atrazine	ND	1.0	ug/L	0.34
Benzo(a)anthracene	ND	0.20	ug/L	0.10
Benzo(a)pyrene	ND	0.20	ug/L	0.10
Benzo(b)fluoranthene	ND	0.20	ug/L	0.10
Benzo(ghi)perylene	ND	0.20	ug/L	0.10
Benzo(k)fluoranthene	ND	0.20	ug/L	0.10
Benzaldehyde	ND	1.0	ug/L	0.39
1,1'-Biphenyl	ND	1.0	ug/L	0.80
bis(2-Chloroethoxy) methane	ND	1.0	ug/L	0.32
bis(2-Chloroethyl)-ether	ND	1.0	ug/L	0.10
bis(2-Ethylhexyl) phthalate	ND	2.0	ug/L	0.80
4-Bromophenyl phenyl ether	ND	2.0	ug/L	0.80
Butyl benzyl phthalate	ND	1.0	ug/L	0.80
Caprolactam	ND	5.0	ug/L	0.80
Carbazole	ND	1.0	ug/L	0.28
4-Chloroaniline	ND	2.0	ug/L	0.80
4-Chloro-3-methylphenol	ND	2.0	ug/L	0.80
2-Chloronaphthalene	ND	1.0	ug/L	0.10
2-Chlorophenol	ND	1.0	ug/L	0.29
4-Chlorophenyl phenyl ether	ND	2.0	ug/L	0.30
Chrysene	ND	0.20	ug/L	0.10
Dibenz(a,h)anthracene	ND	0.20	ug/L	0.10
Dibenzofuran	ND	1.0	ug/L	0.10
3,3'-Dichlorobenzidine	ND	5.0	ug/L	0.37
2,4-Dichlorophenol	ND	2.0	ug/L	0.80
Diethyl phthalate	ND	1.0	ug/L	0.60
2,4-Dimethylphenol	ND	2.0	ug/L	0.80
Dimethyl phthalate	ND	1.0	ug/L	0.29
Di-n-butyl phthalate	ND	1.0	ug/L	0.67
4,6-Dinitro-2-methylphenol	ND	5.0	ug/L	2.4

(Continued on next page)

Conestoga-Rovers & Associates, Inc.

Client Sample ID: GW-017324-111308-NH-017

GC/MS Semivolatiles

Lot-Sample #...: A8K140207-005 **Work Order #...:** K20PJ1AC **Matrix.....:** WG

PARAMETER	RESULT	REPORTING LIMIT	UNITS	MDL
2,4-Dinitrophenol	ND	5.0	ug/L	2.4
2,4-Dinitrotoluene	ND	5.0	ug/L	0.27
2,6-Dinitrotoluene	ND	5.0	ug/L	0.80
Di-n-octyl phthalate	ND	1.0	ug/L	0.80
Fluoranthene	ND	0.20	ug/L	0.10
Fluorene	ND	0.20	ug/L	0.10
Hexachlorobenzene	ND	0.20	ug/L	0.10
Hexachlorobutadiene	ND	1.0	ug/L	0.27
Hexachlorocyclopenta-diene	ND	10	ug/L	0.80
Hexachloroethane	ND	1.0	ug/L	0.80
Indeno(1,2,3-cd)pyrene	ND	0.20	ug/L	0.10
Isophorone	ND	1.0	ug/L	0.27
2-Methylnaphthalene	ND	0.20	ug/L	0.10
2-Methylphenol	ND	1.0	ug/L	0.80
4-Methylphenol	ND	1.0	ug/L	0.80
Naphthalene	ND	0.20	ug/L	0.10
2-Nitroaniline	ND	2.0	ug/L	0.80
3-Nitroaniline	ND	2.0	ug/L	0.28
4-Nitroaniline	ND	2.0	ug/L	0.80
Nitrobenzene	ND	1.0	ug/L	0.040
2-Nitrophenol	ND	2.0	ug/L	0.28
4-Nitrophenol	ND	5.0	ug/L	2.4
N-Nitrosodi-n-propyl-amine	ND	1.0	ug/L	0.80
N-Nitrosodiphenylamine	ND	1.0	ug/L	0.31
2,2'-oxybis (1-Chloropropane)	ND	1.0	ug/L	0.40
Pentachlorophenol	ND	5.0	ug/L	2.4
Phenanthrene	ND	0.20	ug/L	0.10
Phenol	ND	1.0	ug/L	0.60
Pyrene	ND	0.20	ug/L	0.10
2,4,5-Trichloro-phenol	ND	5.0	ug/L	0.30
2,4,6-Trichloro-phenol	ND	5.0	ug/L	0.80

SURROGATE	PERCENT RECOVERY	RECOVERY LIMITS
Nitrobenzene-d5	64	(27 - 111)
2-Fluorobiphenyl	62	(28 - 110)
Terphenyl-d14	88	(37 - 119)
Phenol-d5	60	(10 - 110)
2-Fluorophenol	60	(10 - 110)
2,4,6-Tribromophenol	59	(22 - 120)

Conestoga-Rovers & Associates, Inc.

Client Sample ID: GW-017324-111308-NH-017

TOTAL Metals

Lot-Sample #...: A8K140207-005 **Matrix.....:** WG
Date Sampled...: 11/13/08 15:15 **Date Received..:** 11/14/08

PARAMETER	RESULT	REPORTING LIMIT	UNITS	METHOD	PREPARATION-ANALYSIS DATE	WORK ORDER #
Prep Batch #...: 8322015						
Arsenic	ND	10.0	ug/L	SW846 6010B	11/17-11/21/08	K20PJ1AH
		Dilution Factor: 1		MDL.....: 3.2		
Barium	ND	200	ug/L	SW846 6010B	11/17-11/21/08	K20PJ1AD
		Dilution Factor: 1		MDL.....: 0.67		
Cadmium	ND	5.0	ug/L	SW846 6010B	11/17-11/21/08	K20PJ1AE
		Dilution Factor: 1		MDL.....: 0.66		
Lead	ND	3.0	ug/L	SW846 6010B	11/17-11/21/08	K20PJ1AJ
		Dilution Factor: 1		MDL.....: 1.9		
Chromium	ND	10.0	ug/L	SW846 6010B	11/17-11/21/08	K20PJ1AF
		Dilution Factor: 1		MDL.....: 2.2		
Selenium	ND	5.0	ug/L	SW846 6010B	11/17-11/21/08	K20PJ1AK
		Dilution Factor: 1		MDL.....: 4.1		
Silver	ND	10.0	ug/L	SW846 6010B	11/17-11/21/08	K20PJ1AG
		Dilution Factor: 1		MDL.....: 2.2		
Mercury	ND	0.20	ug/L	SW846 7470A	11/17-11/19/08	K20PJ1AL
		Dilution Factor: 1		MDL.....: 0.12		

Conestoga-Rovers & Associates, Inc.

Client Sample ID: GW-017324-111308-NH-017

DISSOLVED Metals

Lot-Sample #...: A8K140207-005 **Matrix.....:** WG
Date Sampled...: 11/13/08 15:15 **Date Received..:** 11/14/08

PARAMETER	RESULT	REPORTING LIMIT	UNITS	METHOD	PREPARATION-ANALYSIS DATE	WORK ORDER #
Prep Batch #...: 8322015						
Arsenic	ND	10.0	ug/L	SW846 6010B	11/17-11/21/08	K20PJ1AR
		Dilution Factor: 1		MDL.....: 3.2		
Barium	ND	200	ug/L	SW846 6010B	11/17-11/21/08	K20PJ1AM
		Dilution Factor: 1		MDL.....: 0.67		
Cadmium	ND	5.0	ug/L	SW846 6010B	11/17-11/21/08	K20PJ1AN
		Dilution Factor: 1		MDL.....: 0.66		
Lead	ND	3.0	ug/L	SW846 6010B	11/17-11/21/08	K20PJ1AT
		Dilution Factor: 1		MDL.....: 1.9		
Chromium	ND	10.0	ug/L	SW846 6010B	11/17-11/21/08	K20PJ1AP
		Dilution Factor: 1		MDL.....: 2.2		
Selenium	ND	5.0	ug/L	SW846 6010B	11/17-11/21/08	K20PJ1AU
		Dilution Factor: 1		MDL.....: 4.1		
Silver	ND	10.0	ug/L	SW846 6010B	11/17-11/21/08	K20PJ1AQ
		Dilution Factor: 1		MDL.....: 2.2		
Mercury	ND	0.20	ug/L	SW846 7470A	11/17-11/19/08	K20PJ1AV
		Dilution Factor: 1		MDL.....: 0.12		

Conestoga-Rovers & Associates, Inc.

Client Sample ID: GW-017324-111308-NH-018

GC/MS Volatiles

Lot-Sample #...: A8K140207-006 **Work Order #...:** K20PK1AA **Matrix.....:** WG
Date Sampled...: 11/13/08 16:35 **Date Received..:** 11/14/08
Prep Date.....: 11/22/08 **Analysis Date..:** 11/22/08
Prep Batch #...: 8328060
Dilution Factor: 1 **Method.....:** SW846 8260B

PARAMETER	RESULT	REPORTING LIMIT	UNITS	MDL
Acetone	ND	10	ug/L	1.1
Benzene	ND	1.0	ug/L	0.13
Bromodichloromethane	ND	1.0	ug/L	0.15
Bromoform	ND	1.0	ug/L	0.64
Bromomethane	ND	1.0	ug/L	0.41
2-Butanone	ND	10	ug/L	0.57
Carbon disulfide	ND	1.0	ug/L	0.13
Carbon tetrachloride	ND	1.0	ug/L	0.13
Chlorobenzene	ND	1.0	ug/L	0.15
Chloroethane	ND	1.0	ug/L	0.29
Chloroform	ND	1.0	ug/L	0.16
Chloromethane	ND	1.0	ug/L	0.30
Cyclohexane	ND	1.0	ug/L	0.12
Dibromochloromethane	ND	1.0	ug/L	0.18
1,2-Dibromo-3-chloro-propane	ND	2.0	ug/L	0.67
1,2-Dibromoethane	ND	1.0	ug/L	0.24
1,2-Dichlorobenzene	ND	1.0	ug/L	0.13
1,3-Dichlorobenzene	ND	1.0	ug/L	0.14
1,4-Dichlorobenzene	ND	1.0	ug/L	0.13
Dichlorodifluoromethane	ND	1.0	ug/L	0.31
1,1-Dichloroethane	ND	1.0	ug/L	0.15
1,2-Dichloroethane	ND	1.0	ug/L	0.22
1,1-Dichloroethene	ND	1.0	ug/L	0.19
cis-1,2-Dichloroethene	ND	1.0	ug/L	0.17
trans-1,2-Dichloroethene	ND	1.0	ug/L	0.19
1,2-Dichloropropane	ND	1.0	ug/L	0.18
cis-1,3-Dichloropropene	ND	1.0	ug/L	0.14
trans-1,3-Dichloropropene	ND	1.0	ug/L	0.19
Ethylbenzene	ND	1.0	ug/L	0.17
2-Hexanone	ND	10	ug/L	0.41
Isopropylbenzene	ND	1.0	ug/L	0.13
Methyl acetate	ND	10	ug/L	0.38
Methylene chloride	ND	1.0	ug/L	0.33
Methylcyclohexane	ND	1.0	ug/L	0.13
4-Methyl-2-pentanone	ND	10	ug/L	0.32
Methyl tert-butyl ether	ND	5.0	ug/L	0.17
Styrene	ND	1.0	ug/L	0.11
1,1,2,2-Tetrachloroethane	ND	1.0	ug/L	0.18

(Continued on next page)

Conestoga-Rovers & Associates, Inc.

Client Sample ID: GW-017324-111308-NH-018

GC/MS Volatiles

Lot-Sample #...: A8K140207-006 **Work Order #...:** K20PK1AA **Matrix.....:** WG

PARAMETER	RESULT	REPORTING LIMIT	UNITS	MDL
Tetrachloroethene	ND	1.0	ug/L	0.29
Toluene	ND	1.0	ug/L	0.13
1,2,4-Trichloro-benzene	ND	1.0	ug/L	0.15
1,1,1-Trichloroethane	ND	1.0	ug/L	0.22
1,1,2-Trichloroethane	ND	1.0	ug/L	0.27
Trichloroethene	ND	1.0	ug/L	0.17
Trichlorofluoromethane	ND	1.0	ug/L	0.21
1,1,2-Trichloro-1,2,2-trifluoroethane	ND	1.0	ug/L	0.28
Vinyl chloride	ND	1.0	ug/L	0.22
Xylenes (total)	ND	2.0	ug/L	0.28

SURROGATE	PERCENT RECOVERY	RECOVERY LIMITS
Dibromofluoromethane	101	(73 - 122)
1,2-Dichloroethane-d4	93	(61 - 128)
Toluene-d8	92	(76 - 110)
4-Bromofluorobenzene	83	(74 - 116)

Conestoga-Rovers & Associates, Inc.

Client Sample ID: GW-017324-111308-NH-018

GC/MS Semivolatiles

Lot-Sample #...: A8K140207-006 **Work Order #...:** K20PK1AC **Matrix.....:** WG
Date Sampled...: 11/13/08 16:35 **Date Received..:** 11/14/08
Prep Date.....: 11/15/08 **Analysis Date..:** 11/18/08
Prep Batch #...: 8320011
Dilution Factor: 1 **Method.....:** SW846 8270C

PARAMETER	RESULT	REPORTING LIMIT	UNITS	MDL
Acenaphthene	ND	0.20	ug/L	0.10
Acenaphthylene	ND	0.20	ug/L	0.10
Acetophenone	ND	1.0	ug/L	0.34
Anthracene	ND	0.20	ug/L	0.10
Atrazine	ND	1.0	ug/L	0.34
Benzo(a)anthracene	ND	0.20	ug/L	0.10
Benzo(a)pyrene	ND	0.20	ug/L	0.10
Benzo(b)fluoranthene	ND	0.20	ug/L	0.10
Benzo(ghi)perylene	ND	0.20	ug/L	0.10
Benzo(k)fluoranthene	ND	0.20	ug/L	0.10
Benzaldehyde	ND	1.0	ug/L	0.39
1,1'-Biphenyl	ND	1.0	ug/L	0.80
bis(2-Chloroethoxy) methane	ND	1.0	ug/L	0.32
bis(2-Chloroethyl)-ether	ND	1.0	ug/L	0.10
bis(2-Ethylhexyl) phthalate	ND	2.0	ug/L	0.80
4-Bromophenyl phenyl ether	ND	2.0	ug/L	0.80
Butyl benzyl phthalate	ND	1.0	ug/L	0.80
Caprolactam	ND	5.0	ug/L	0.80
Carbazole	ND	1.0	ug/L	0.28
4-Chloroaniline	ND	2.0	ug/L	0.80
4-Chloro-3-methylphenol	ND	2.0	ug/L	0.80
2-Chloronaphthalene	ND	1.0	ug/L	0.10
2-Chlorophenol	ND	1.0	ug/L	0.29
4-Chlorophenyl phenyl ether	ND	2.0	ug/L	0.30
Chrysene	ND	0.20	ug/L	0.10
Dibenz(a,h)anthracene	ND	0.20	ug/L	0.10
Dibenzofuran	ND	1.0	ug/L	0.10
3,3'-Dichlorobenzidine	ND	5.0	ug/L	0.37
2,4-Dichlorophenol	ND	2.0	ug/L	0.80
Diethyl phthalate	ND	1.0	ug/L	0.60
2,4-Dimethylphenol	ND	2.0	ug/L	0.80
Dimethyl phthalate	ND	1.0	ug/L	0.29
Di-n-butyl phthalate	ND	1.0	ug/L	0.67
4,6-Dinitro-2-methylphenol	ND	5.0	ug/L	2.4

(Continued on next page)

Conestoga-Rovers & Associates, Inc.

Client Sample ID: GW-017324-111308-NH-018

GC/MS Semivolatiles

Lot-Sample #...: A8K140207-006 **Work Order #...:** K20PK1AC **Matrix.....:** WG

PARAMETER	RESULT	REPORTING LIMIT	UNITS	MDL
2,4-Dinitrophenol	ND	5.0	ug/L	2.4
2,4-Dinitrotoluene	ND	5.0	ug/L	0.27
2,6-Dinitrotoluene	ND	5.0	ug/L	0.80
Di-n-octyl phthalate	ND	1.0	ug/L	0.80
Fluoranthene	ND	0.20	ug/L	0.10
Fluorene	ND	0.20	ug/L	0.10
Hexachlorobenzene	ND	0.20	ug/L	0.10
Hexachlorobutadiene	ND	1.0	ug/L	0.27
Hexachlorocyclopenta-diene	ND	10	ug/L	0.80
Hexachloroethane	ND	1.0	ug/L	0.80
Indeno(1,2,3-cd)pyrene	ND	0.20	ug/L	0.10
Isophorone	ND	1.0	ug/L	0.27
2-Methylnaphthalene	ND	0.20	ug/L	0.10
2-Methylphenol	ND	1.0	ug/L	0.80
4-Methylphenol	ND	1.0	ug/L	0.80
Naphthalene	ND	0.20	ug/L	0.10
2-Nitroaniline	ND	2.0	ug/L	0.80
3-Nitroaniline	ND	2.0	ug/L	0.28
4-Nitroaniline	ND	2.0	ug/L	0.80
Nitrobenzene	ND	1.0	ug/L	0.040
2-Nitrophenol	ND	2.0	ug/L	0.28
4-Nitrophenol	ND	5.0	ug/L	2.4
N-Nitrosodi-n-propyl-amine	ND	1.0	ug/L	0.80
N-Nitrosodiphenylamine	ND	1.0	ug/L	0.31
2,2'-oxybis (1-Chloropropane)	ND	1.0	ug/L	0.40
Pentachlorophenol	ND	5.0	ug/L	2.4
Phenanthrene	ND	0.20	ug/L	0.10
Phenol	ND	1.0	ug/L	0.60
Pyrene	ND	0.20	ug/L	0.10
2,4,5-Trichloro-phenol	ND	5.0	ug/L	0.30
2,4,6-Trichloro-phenol	ND	5.0	ug/L	0.80

SURROGATE	PERCENT RECOVERY	RECOVERY LIMITS
Nitrobenzene-d5	64	(27 - 111)
2-Fluorobiphenyl	55	(28 - 110)
Terphenyl-d14	82	(37 - 119)
Phenol-d5	63	(10 - 110)
2-Fluorophenol	59	(10 - 110)
2,4,6-Tribromophenol	62	(22 - 120)

Conestoga-Rovers & Associates, Inc.

Client Sample ID: GW-017324-111308-NH-018

TOTAL Metals

Lot-Sample #...: A8K140207-006 **Matrix.....:** WG
Date Sampled...: 11/13/08 16:35 **Date Received..:** 11/14/08

PARAMETER	RESULT	REPORTING LIMIT	UNITS	METHOD	PREPARATION-ANALYSIS DATE	WORK ORDER #
Prep Batch #...: 8322015						
Arsenic	ND	10.0	ug/L	SW846 6010B	11/17-11/21/08	K20PK1AH
		Dilution Factor: 1		MDL.....: 3.2		
Barium	ND	200	ug/L	SW846 6010B	11/17-11/21/08	K20PK1AD
		Dilution Factor: 1		MDL.....: 0.67		
Cadmium	ND	5.0	ug/L	SW846 6010B	11/17-11/21/08	K20PK1AE
		Dilution Factor: 1		MDL.....: 0.66		
Lead	ND	3.0	ug/L	SW846 6010B	11/17-11/21/08	K20PK1AJ
		Dilution Factor: 1		MDL.....: 1.9		
Chromium	ND	10.0	ug/L	SW846 6010B	11/17-11/21/08	K20PK1AF
		Dilution Factor: 1		MDL.....: 2.2		
Selenium	ND	5.0	ug/L	SW846 6010B	11/17-11/21/08	K20PK1AK
		Dilution Factor: 1		MDL.....: 4.1		
Silver	ND	10.0	ug/L	SW846 6010B	11/17-11/21/08	K20PK1AG
		Dilution Factor: 1		MDL.....: 2.2		
Mercury	ND	0.20	ug/L	SW846 7470A	11/17-11/19/08	K20PK1AL
		Dilution Factor: 1		MDL.....: 0.12		

Conestoga-Rovers & Associates, Inc.

Client Sample ID: GW-017324-111308-NH-018

DISSOLVED Metals

Lot-Sample #...: A8K140207-006 **Matrix.....:** WG
Date Sampled...: 11/13/08 16:35 **Date Received..:** 11/14/08

PARAMETER	RESULT	REPORTING LIMIT	UNITS	METHOD	PREPARATION-ANALYSIS DATE	WORK ORDER #
Prep Batch #...: 8322015						
Arsenic	ND	10.0	ug/L	SW846 6010B	11/17-11/21/08	K20PK1AR
		Dilution Factor: 1		MDL.....: 3.2		
Barium	ND	200	ug/L	SW846 6010B	11/17-11/21/08	K20PK1AM
		Dilution Factor: 1		MDL.....: 0.67		
Cadmium	ND	5.0	ug/L	SW846 6010B	11/17-11/21/08	K20PK1AN
		Dilution Factor: 1		MDL.....: 0.66		
Lead	ND	3.0	ug/L	SW846 6010B	11/17-11/21/08	K20PK1AT
		Dilution Factor: 1		MDL.....: 1.9		
Chromium	ND	10.0	ug/L	SW846 6010B	11/17-11/21/08	K20PK1AP
		Dilution Factor: 1		MDL.....: 2.2		
Selenium	ND	5.0	ug/L	SW846 6010B	11/17-11/21/08	K20PK1AU
		Dilution Factor: 1		MDL.....: 4.1		
Silver	ND	10.0	ug/L	SW846 6010B	11/17-11/21/08	K20PK1AQ
		Dilution Factor: 1		MDL.....: 2.2		
Mercury	ND	0.20	ug/L	SW846 7470A	11/17-11/19/08	K20PK1AV
		Dilution Factor: 1		MDL.....: 0.12		

Conestoga-Rovers & Associates, Inc.

Client Sample ID: GW-017324-111308-NH-019

GC/MS Volatiles

Lot-Sample #...: A8K140207-007 **Work Order #...:** K20PL1AA **Matrix.....:** WG
Date Sampled...: 11/13/08 17:50 **Date Received..:** 11/14/08
Prep Date.....: 11/22/08 **Analysis Date..:** 11/22/08
Prep Batch #...: 8328060
Dilution Factor: 1 **Method.....:** SW846 8260B

PARAMETER	RESULT	REPORTING LIMIT	UNITS	MDL
Acetone	ND	10	ug/L	1.1
Benzene	ND	1.0	ug/L	0.13
Bromodichloromethane	ND	1.0	ug/L	0.15
Bromoform	ND	1.0	ug/L	0.64
Bromomethane	ND	1.0	ug/L	0.41
2-Butanone	ND	10	ug/L	0.57
Carbon disulfide	ND	1.0	ug/L	0.13
Carbon tetrachloride	ND	1.0	ug/L	0.13
Chlorobenzene	ND	1.0	ug/L	0.15
Chloroethane	ND	1.0	ug/L	0.29
Chloroform	ND	1.0	ug/L	0.16
Chloromethane	ND	1.0	ug/L	0.30
Cyclohexane	ND	1.0	ug/L	0.12
Dibromochloromethane	ND	1.0	ug/L	0.18
1,2-Dibromo-3-chloro-propane	ND	2.0	ug/L	0.67
1,2-Dibromoethane	ND	1.0	ug/L	0.24
1,2-Dichlorobenzene	ND	1.0	ug/L	0.13
1,3-Dichlorobenzene	ND	1.0	ug/L	0.14
1,4-Dichlorobenzene	ND	1.0	ug/L	0.13
Dichlorodifluoromethane	ND	1.0	ug/L	0.31
1,1-Dichloroethane	ND	1.0	ug/L	0.15
1,2-Dichloroethane	ND	1.0	ug/L	0.22
1,1-Dichloroethene	ND	1.0	ug/L	0.19
cis-1,2-Dichloroethene	ND	1.0	ug/L	0.17
trans-1,2-Dichloroethene	ND	1.0	ug/L	0.19
1,2-Dichloropropane	ND	1.0	ug/L	0.18
cis-1,3-Dichloropropene	ND	1.0	ug/L	0.14
trans-1,3-Dichloropropene	ND	1.0	ug/L	0.19
Ethylbenzene	ND	1.0	ug/L	0.17
2-Hexanone	ND	10	ug/L	0.41
Isopropylbenzene	ND	1.0	ug/L	0.13
Methyl acetate	ND	10	ug/L	0.38
Methylene chloride	ND	1.0	ug/L	0.33
Methylcyclohexane	ND	1.0	ug/L	0.13
4-Methyl-2-pentanone	ND	10	ug/L	0.32
Methyl tert-butyl ether	ND	5.0	ug/L	0.17
Styrene	ND	1.0	ug/L	0.11
1,1,2,2-Tetrachloroethane	ND	1.0	ug/L	0.18

(Continued on next page)

Conestoga-Rovers & Associates, Inc.

Client Sample ID: GW-017324-111308-NH-019

GC/MS Volatiles

Lot-Sample #...: A8K140207-007 **Work Order #...:** K20PL1AA **Matrix.....:** WG

PARAMETER	RESULT	REPORTING LIMIT	UNITS	MDL
Tetrachloroethene	ND	1.0	ug/L	0.29
Toluene	ND	1.0	ug/L	0.13
1,2,4-Trichloro-benzene	ND	1.0	ug/L	0.15
1,1,1-Trichloroethane	ND	1.0	ug/L	0.22
1,1,2-Trichloroethane	ND	1.0	ug/L	0.27
Trichloroethene	ND	1.0	ug/L	0.17
Trichlorofluoromethane	ND	1.0	ug/L	0.21
1,1,2-Trichloro-1,2,2-trifluoroethane	ND	1.0	ug/L	0.28
Vinyl chloride	ND	1.0	ug/L	0.22
Xylenes (total)	ND	2.0	ug/L	0.28

SURROGATE	PERCENT RECOVERY	RECOVERY LIMITS
Dibromofluoromethane	99	(73 - 122)
1,2-Dichloroethane-d4	94	(61 - 128)
Toluene-d8	95	(76 - 110)
4-Bromofluorobenzene	83	(74 - 116)

Conestoga-Rovers & Associates, Inc.

Client Sample ID: GW-017324-111308-NH-019

GC/MS Semivolatiles

Lot-Sample #...: A8K140207-007 **Work Order #...:** K20PL1AC **Matrix.....:** WG
Date Sampled...: 11/13/08 17:50 **Date Received..:** 11/14/08
Prep Date.....: 11/15/08 **Analysis Date..:** 11/17/08
Prep Batch #...: 8320011
Dilution Factor: 1 **Method.....:** SW846 8270C

PARAMETER	RESULT	REPORTING LIMIT	UNITS	MDL
Acenaphthene	ND	0.20	ug/L	0.10
Acenaphthylene	ND	0.20	ug/L	0.10
Acetophenone	ND	1.0	ug/L	0.34
Anthracene	ND	0.20	ug/L	0.10
Atrazine	ND	1.0	ug/L	0.34
Benzo(a)anthracene	ND	0.20	ug/L	0.10
Benzo(a)pyrene	ND	0.20	ug/L	0.10
Benzo(b)fluoranthene	ND	0.20	ug/L	0.10
Benzo(ghi)perylene	ND	0.20	ug/L	0.10
Benzo(k)fluoranthene	ND	0.20	ug/L	0.10
Benzaldehyde	ND	1.0	ug/L	0.39
1,1'-Biphenyl	ND	1.0	ug/L	0.80
bis(2-Chloroethoxy) methane	ND	1.0	ug/L	0.32
bis(2-Chloroethyl)-ether	ND	1.0	ug/L	0.10
bis(2-Ethylhexyl) phthalate	ND	2.0	ug/L	0.80
4-Bromophenyl phenyl ether	ND	2.0	ug/L	0.80
Butyl benzyl phthalate	ND	1.0	ug/L	0.80
Caprolactam	ND	5.0	ug/L	0.80
Carbazole	ND	1.0	ug/L	0.28
4-Chloroaniline	ND	2.0	ug/L	0.80
4-Chloro-3-methylphenol	ND	2.0	ug/L	0.80
2-Chloronaphthalene	ND	1.0	ug/L	0.10
2-Chlorophenol	ND	1.0	ug/L	0.29
4-Chlorophenyl phenyl ether	ND	2.0	ug/L	0.30
Chrysene	ND	0.20	ug/L	0.10
Dibenz(a,h)anthracene	ND	0.20	ug/L	0.10
Dibenzofuran	ND	1.0	ug/L	0.10
3,3'-Dichlorobenzidine	ND	5.0	ug/L	0.37
2,4-Dichlorophenol	ND	2.0	ug/L	0.80
Diethyl phthalate	ND	1.0	ug/L	0.60
2,4-Dimethylphenol	ND	2.0	ug/L	0.80
Dimethyl phthalate	ND	1.0	ug/L	0.29
Di-n-butyl phthalate	ND	1.0	ug/L	0.67
4,6-Dinitro-2-methylphenol	ND	5.0	ug/L	2.4

(Continued on next page)

Conestoga-Rovers & Associates, Inc.

Client Sample ID: GW-017324-111308-NH-019

GC/MS Semivolatiles

Lot-Sample #...: A8K140207-007 **Work Order #...:** K20PL1AC **Matrix.....:** WG

PARAMETER	RESULT	REPORTING LIMIT	UNITS	MDL
2,4-Dinitrophenol	ND	5.0	ug/L	2.4
2,4-Dinitrotoluene	ND	5.0	ug/L	0.27
2,6-Dinitrotoluene	ND	5.0	ug/L	0.80
Di-n-octyl phthalate	ND	1.0	ug/L	0.80
Fluoranthene	ND	0.20	ug/L	0.10
Fluorene	ND	0.20	ug/L	0.10
Hexachlorobenzene	ND	0.20	ug/L	0.10
Hexachlorobutadiene	ND	1.0	ug/L	0.27
Hexachlorocyclopenta-diene	ND	10	ug/L	0.80
Hexachloroethane	ND	1.0	ug/L	0.80
Indeno(1,2,3-cd)pyrene	ND	0.20	ug/L	0.10
Isophorone	ND	1.0	ug/L	0.27
2-Methylnaphthalene	ND	0.20	ug/L	0.10
2-Methylphenol	ND	1.0	ug/L	0.80
4-Methylphenol	ND	1.0	ug/L	0.80
Naphthalene	ND	0.20	ug/L	0.10
2-Nitroaniline	ND	2.0	ug/L	0.80
3-Nitroaniline	ND	2.0	ug/L	0.28
4-Nitroaniline	ND	2.0	ug/L	0.80
Nitrobenzene	ND	1.0	ug/L	0.040
2-Nitrophenol	ND	2.0	ug/L	0.28
4-Nitrophenol	ND	5.0	ug/L	2.4
N-Nitrosodi-n-propyl-amine	ND	1.0	ug/L	0.80
N-Nitrosodiphenylamine	ND	1.0	ug/L	0.31
2,2'-oxybis (1-Chloropropane)	ND	1.0	ug/L	0.40
Pentachlorophenol	ND	5.0	ug/L	2.4
Phenanthrene	ND	0.20	ug/L	0.10
Phenol	ND	1.0	ug/L	0.60
Pyrene	ND	0.20	ug/L	0.10
2,4,5-Trichloro-phenol	ND	5.0	ug/L	0.30
2,4,6-Trichloro-phenol	ND	5.0	ug/L	0.80

SURROGATE	PERCENT RECOVERY	RECOVERY LIMITS
Nitrobenzene-d5	62	(27 - 111)
2-Fluorobiphenyl	54	(28 - 110)
Terphenyl-d14	81	(37 - 119)
Phenol-d5	59	(10 - 110)
2-Fluorophenol	57	(10 - 110)
2,4,6-Tribromophenol	62	(22 - 120)

Conestoga-Rovers & Associates, Inc.

Client Sample ID: GW-017324-111308-NH-019

TOTAL Metals

Lot-Sample #...: A8K140207-007 **Matrix.....:** WG
Date Sampled...: 11/13/08 17:50 **Date Received..:** 11/14/08

PARAMETER	RESULT	REPORTING LIMIT	UNITS	METHOD	PREPARATION-ANALYSIS DATE	WORK ORDER #
Prep Batch #...: 8322015						
Arsenic	ND	10.0	ug/L	SW846 6010B	11/17-11/21/08	K20PL1AH
		Dilution Factor: 1		MDL.....: 3.2		
Barium	ND	200	ug/L	SW846 6010B	11/17-11/21/08	K20PL1AD
		Dilution Factor: 1		MDL.....: 0.67		
Cadmium	ND	5.0	ug/L	SW846 6010B	11/17-11/21/08	K20PL1AE
		Dilution Factor: 1		MDL.....: 0.66		
Lead	ND	3.0	ug/L	SW846 6010B	11/17-11/21/08	K20PL1AJ
		Dilution Factor: 1		MDL.....: 1.9		
Chromium	ND	10.0	ug/L	SW846 6010B	11/17-11/21/08	K20PL1AF
		Dilution Factor: 1		MDL.....: 2.2		
Selenium	ND	5.0	ug/L	SW846 6010B	11/17-11/21/08	K20PL1AK
		Dilution Factor: 1		MDL.....: 4.1		
Silver	ND	10.0	ug/L	SW846 6010B	11/17-11/21/08	K20PL1AG
		Dilution Factor: 1		MDL.....: 2.2		
Mercury	ND	0.20	ug/L	SW846 7470A	11/17-11/19/08	K20PL1AL
		Dilution Factor: 1		MDL.....: 0.12		

Conestoga-Rovers & Associates, Inc.

Client Sample ID: GW-017324-111308-NH-019

DISSOLVED Metals

Lot-Sample #...: A8K140207-007 **Matrix.....:** WG
Date Sampled...: 11/13/08 17:50 **Date Received..:** 11/14/08

PARAMETER	RESULT	REPORTING LIMIT	UNITS	METHOD	PREPARATION-ANALYSIS DATE	WORK ORDER #
Prep Batch #...: 8322015						
Arsenic	ND	10.0	ug/L	SW846 6010B	11/17-11/21/08	K20PL1AR
		Dilution Factor: 1		MDL.....: 3.2		
Barium	ND	200	ug/L	SW846 6010B	11/17-11/21/08	K20PL1AM
		Dilution Factor: 1		MDL.....: 0.67		
Cadmium	ND	5.0	ug/L	SW846 6010B	11/17-11/21/08	K20PL1AN
		Dilution Factor: 1		MDL.....: 0.66		
Lead	ND	3.0	ug/L	SW846 6010B	11/17-11/21/08	K20PL1AT
		Dilution Factor: 1		MDL.....: 1.9		
Chromium	ND	10.0	ug/L	SW846 6010B	11/17-11/21/08	K20PL1AP
		Dilution Factor: 1		MDL.....: 2.2		
Selenium	ND	5.0	ug/L	SW846 6010B	11/17-11/21/08	K20PL1AU
		Dilution Factor: 1		MDL.....: 4.1		
Silver	ND	10.0	ug/L	SW846 6010B	11/17-11/21/08	K20PL1AQ
		Dilution Factor: 1		MDL.....: 2.2		
Mercury	ND	0.20	ug/L	SW846 7470A	11/17-11/19/08	K20PL1AV
		Dilution Factor: 1		MDL.....: 0.12		

Conestoga-Rovers & Associates, Inc.

Client Sample ID: TB-017324-111308-NH-003

GC/MS Volatiles

Lot-Sample #...: A8K140207-008 **Work Order #...:** K20PM1AA **Matrix.....:** WQ
Date Sampled...: 11/13/08 19:00 **Date Received..:** 11/14/08
Prep Date.....: 11/22/08 **Analysis Date..:** 11/22/08
Prep Batch #...: 8328060
Dilution Factor: 1 **Method.....:** SW846 8260B

PARAMETER	RESULT	REPORTING LIMIT	UNITS	MDL
Acetone	ND	10	ug/L	1.1
Benzene	ND	1.0	ug/L	0.13
Bromodichloromethane	ND	1.0	ug/L	0.15
Bromoform	ND	1.0	ug/L	0.64
Bromomethane	ND	1.0	ug/L	0.41
2-Butanone	ND	10	ug/L	0.57
Carbon disulfide	ND	1.0	ug/L	0.13
Carbon tetrachloride	ND	1.0	ug/L	0.13
Chlorobenzene	ND	1.0	ug/L	0.15
Chloroethane	ND	1.0	ug/L	0.29
Chloroform	ND	1.0	ug/L	0.16
Chloromethane	ND	1.0	ug/L	0.30
Cyclohexane	ND	1.0	ug/L	0.12
Dibromochloromethane	ND	1.0	ug/L	0.18
1,2-Dibromo-3-chloro-propane	ND	2.0	ug/L	0.67
1,2-Dibromoethane	ND	1.0	ug/L	0.24
1,2-Dichlorobenzene	ND	1.0	ug/L	0.13
1,3-Dichlorobenzene	ND	1.0	ug/L	0.14
1,4-Dichlorobenzene	ND	1.0	ug/L	0.13
Dichlorodifluoromethane	ND	1.0	ug/L	0.31
1,1-Dichloroethane	ND	1.0	ug/L	0.15
1,2-Dichloroethane	ND	1.0	ug/L	0.22
1,1-Dichloroethene	ND	1.0	ug/L	0.19
cis-1,2-Dichloroethene	ND	1.0	ug/L	0.17
trans-1,2-Dichloroethene	ND	1.0	ug/L	0.19
1,2-Dichloropropane	ND	1.0	ug/L	0.18
cis-1,3-Dichloropropene	ND	1.0	ug/L	0.14
trans-1,3-Dichloropropene	ND	1.0	ug/L	0.19
Ethylbenzene	ND	1.0	ug/L	0.17
2-Hexanone	ND	10	ug/L	0.41
Isopropylbenzene	ND	1.0	ug/L	0.13
Methyl acetate	ND	10	ug/L	0.38
Methylene chloride	ND	1.0	ug/L	0.33
Methylcyclohexane	ND	1.0	ug/L	0.13
4-Methyl-2-pentanone	ND	10	ug/L	0.32
Methyl tert-butyl ether	ND	5.0	ug/L	0.17
Styrene	ND	1.0	ug/L	0.11
1,1,2,2-Tetrachloroethane	ND	1.0	ug/L	0.18

(Continued on next page)

Conestoga-Rovers & Associates, Inc.

Client Sample ID: TB-017324-111308-NH-003

GC/MS Volatiles

Lot-Sample #...: A8K140207-008 **Work Order #...:** K20PM1AA **Matrix.....:** WQ

PARAMETER	RESULT	REPORTING LIMIT	UNITS	MDL
Tetrachloroethene	ND	1.0	ug/L	0.29
Toluene	ND	1.0	ug/L	0.13
1,2,4-Trichloro-benzene	ND	1.0	ug/L	0.15
1,1,1-Trichloroethane	ND	1.0	ug/L	0.22
1,1,2-Trichloroethane	ND	1.0	ug/L	0.27
Trichloroethene	ND	1.0	ug/L	0.17
Trichlorofluoromethane	ND	1.0	ug/L	0.21
1,1,2-Trichloro-1,2,2-trifluoroethane	ND	1.0	ug/L	0.28
Vinyl chloride	ND	1.0	ug/L	0.22
Xylenes (total)	ND	2.0	ug/L	0.28

SURROGATE	PERCENT RECOVERY	RECOVERY LIMITS
Dibromofluoromethane	96	(73 - 122)
1,2-Dichloroethane-d4	99	(61 - 128)
Toluene-d8	92	(76 - 110)
4-Bromofluorobenzene	81	(74 - 116)

Conestoga-Rovers & Associates, Inc.

Client Sample ID: GW-017324-111408-NH-020

GC/MS Volatiles

Lot-Sample #...: A8K150155-001 **Work Order #...:** K22H01AA **Matrix.....:** WG
Date Sampled...: 11/14/08 09:00 **Date Received..:** 11/15/08
Prep Date.....: 11/20/08 **Analysis Date..:** 11/20/08
Prep Batch #...: 8325110
Dilution Factor: 25 **Method.....:** SW846 8260B

PARAMETER	RESULT	REPORTING LIMIT	UNITS	MDL
Acetone	ND	250	ug/L	28
Benzene	ND	25	ug/L	3.2
Bromodichloromethane	ND	25	ug/L	3.8
Bromoform	ND	25	ug/L	16
Bromomethane	ND	25	ug/L	10
2-Butanone	ND	250	ug/L	14
Carbon disulfide	ND	25	ug/L	3.2
Carbon tetrachloride	ND	25	ug/L	3.2
Chlorobenzene	ND	25	ug/L	3.8
Chloroethane	ND	25	ug/L	7.2
Chloroform	ND	25	ug/L	4.0
Chloromethane	ND	25	ug/L	7.5
Cyclohexane	ND	25	ug/L	3.0
Dibromochloromethane	ND	25	ug/L	4.5
1,2-Dibromo-3-chloro-propane	ND	50	ug/L	17
1,2-Dibromoethane	ND	25	ug/L	6.0
1,2-Dichlorobenzene	ND	25	ug/L	3.2
1,3-Dichlorobenzene	ND	25	ug/L	3.5
1,4-Dichlorobenzene	ND	25	ug/L	3.2
Dichlorodifluoromethane	ND	25	ug/L	7.8
1,1-Dichloroethane	ND	25	ug/L	3.8
1,2-Dichloroethane	ND	25	ug/L	5.5
1,1-Dichloroethene	ND	25	ug/L	4.8
cis-1,2-Dichloroethene	**36**	**25**	**ug/L**	**4.2**
trans-1,2-Dichloroethene	ND	25	ug/L	4.8
1,2-Dichloropropane	ND	25	ug/L	4.5
cis-1,3-Dichloropropene	ND	25	ug/L	3.5
trans-1,3-Dichloropropene	ND	25	ug/L	4.8
Ethylbenzene	ND	25	ug/L	4.2
2-Hexanone	ND	250	ug/L	10
Isopropylbenzene	ND	25	ug/L	3.2
Methyl acetate	ND	250	ug/L	9.5
Methylene chloride	ND	25	ug/L	8.2
Methylcyclohexane	ND	25	ug/L	3.2
4-Methyl-2-pentanone	ND	250	ug/L	8.0
Methyl tert-butyl ether	ND	120	ug/L	4.2
Styrene	ND	25	ug/L	2.8
1,1,2,2-Tetrachloroethane	ND	25	ug/L	4.5

(Continued on next page)

Conestoga-Rovers & Associates, Inc.

Client Sample ID: GW-017324-111408-NH-020

GC/MS Volatiles

Lot-Sample #...: A8K150155-001 **Work Order #...:** K22H01AA **Matrix.....:** WG

PARAMETER	RESULT	REPORTING LIMIT	UNITS	MDL
Tetrachloroethene	ND	25	ug/L	7.2
Toluene	ND	25	ug/L	3.2
1,2,4-Trichloro-benzene	ND	25	ug/L	3.8
1,1,1-Trichloroethane	ND	25	ug/L	5.5
1,1,2-Trichloroethane	ND	25	ug/L	6.8
Trichloroethene	**840**	**25**	**ug/L**	**4.2**
Trichlorofluoromethane	ND	25	ug/L	5.2
1,1,2-Trichloro-1,2,2-trifluoroethane	ND	25	ug/L	7.0
Vinyl chloride	ND	25	ug/L	5.5
Xylenes (total)	ND	50	ug/L	7.0

SURROGATE	PERCENT RECOVERY	RECOVERY LIMITS
Dibromofluoromethane	104	(73 - 122)
1,2-Dichloroethane-d4	115	(61 - 128)
Toluene-d8	101	(76 - 110)
4-Bromofluorobenzene	99	(74 - 116)

Conestoga-Rovers & Associates, Inc.

Client Sample ID: GW-017324-111408-NH-020

GC/MS Semivolatiles

Lot-Sample #...: A8K150155-001 **Work Order #...:** K22H01AC **Matrix.....:** WG
Date Sampled...: 11/14/08 09:00 **Date Received..:** 11/15/08
Prep Date.....: 11/17/08 **Analysis Date..:** 11/21/08
Prep Batch #...: 8322043
Dilution Factor: 1 **Method.....:** SW846 8270C

PARAMETER	RESULT	REPORTING LIMIT	UNITS	MDL
Acenaphthene	ND	0.20	ug/L	0.10
Acenaphthylene	ND	0.20	ug/L	0.10
Acetophenone	ND	1.0	ug/L	0.34
Anthracene	ND	0.20	ug/L	0.10
Atrazine	ND	1.0	ug/L	0.34
Benzo(a)anthracene	ND	0.20	ug/L	0.10
Benzo(a)pyrene	ND	0.20	ug/L	0.10
Benzo(b)fluoranthene	ND	0.20	ug/L	0.10
Benzo(ghi)perylene	ND	0.20	ug/L	0.10
Benzo(k)fluoranthene	ND	0.20	ug/L	0.10
Benzaldehyde	ND	1.0	ug/L	0.39
1,1'-Biphenyl	ND	1.0	ug/L	0.80
bis(2-Chloroethoxy) methane	ND	1.0	ug/L	0.32
bis(2-Chloroethyl)-ether	ND	1.0	ug/L	0.10
bis(2-Ethylhexyl) phthalate	ND	2.0	ug/L	0.80
4-Bromophenyl phenyl ether	ND	2.0	ug/L	0.80
Butyl benzyl phthalate	ND	1.0	ug/L	0.80
Caprolactam	ND	5.0	ug/L	0.80
Carbazole	ND	1.0	ug/L	0.28
4-Chloroaniline	ND	2.0	ug/L	0.80
4-Chloro-3-methylphenol	ND	2.0	ug/L	0.80
2-Chloronaphthalene	ND	1.0	ug/L	0.10
2-Chlorophenol	ND	1.0	ug/L	0.29
4-Chlorophenyl phenyl ether	ND	2.0	ug/L	0.30
Chrysene	ND	0.20	ug/L	0.10
Dibenz(a,h)anthracene	ND	0.20	ug/L	0.10
Dibenzofuran	ND	1.0	ug/L	0.10
3,3'-Dichlorobenzidine	ND	5.0	ug/L	0.37
2,4-Dichlorophenol	ND	2.0	ug/L	0.80
Diethyl phthalate	ND	1.0	ug/L	0.60
2,4-Dimethylphenol	ND	2.0	ug/L	0.80
Dimethyl phthalate	ND	1.0	ug/L	0.29
Di-n-butyl phthalate	ND	1.0	ug/L	0.67
4,6-Dinitro-2-methylphenol	ND	5.0	ug/L	2.4

(Continued on next page)

Conestoga-Rovers & Associates, Inc.

Client Sample ID: GW-017324-111408-NH-020

GC/MS Semivolatiles

Lot-Sample #...: A8K150155-001 **Work Order #...:** K22H01AC **Matrix.....:** WG

PARAMETER	RESULT	REPORTING LIMIT	UNITS	MDL
2,4-Dinitrophenol	ND	5.0	ug/L	2.4
2,4-Dinitrotoluene	ND	5.0	ug/L	0.27
2,6-Dinitrotoluene	ND	5.0	ug/L	0.80
Di-n-octyl phthalate	ND	1.0	ug/L	0.80
Fluoranthene	ND	0.20	ug/L	0.10
Fluorene	ND	0.20	ug/L	0.10
Hexachlorobenzene	ND	0.20	ug/L	0.10
Hexachlorobutadiene	ND	1.0	ug/L	0.27
Hexachlorocyclopenta-diene	ND	10	ug/L	0.80
Hexachloroethane	ND	1.0	ug/L	0.80
Indeno(1,2,3-cd)pyrene	ND	0.20	ug/L	0.10
Isophorone	ND	1.0	ug/L	0.27
2-Methylnaphthalene	ND	0.20	ug/L	0.10
2-Methylphenol	ND	1.0	ug/L	0.80
4-Methylphenol	ND	1.0	ug/L	0.80
Naphthalene	ND	0.20	ug/L	0.10
2-Nitroaniline	ND	2.0	ug/L	0.80
3-Nitroaniline	ND	2.0	ug/L	0.28
4-Nitroaniline	ND	2.0	ug/L	0.80
Nitrobenzene	ND	1.0	ug/L	0.040
2-Nitrophenol	ND	2.0	ug/L	0.28
4-Nitrophenol	ND	5.0	ug/L	2.4
N-Nitrosodi-n-propyl-amine	ND	1.0	ug/L	0.80
N-Nitrosodiphenylamine	ND	1.0	ug/L	0.31
2,2'-oxybis (1-Chloropropane)	ND	1.0	ug/L	0.40
Pentachlorophenol	ND	5.0	ug/L	2.4
Phenanthrene	ND	0.20	ug/L	0.10
Phenol	ND	1.0	ug/L	0.60
Pyrene	ND	0.20	ug/L	0.10
2,4,5-Trichloro-phenol	ND	5.0	ug/L	0.30
2,4,6-Trichloro-phenol	ND	5.0	ug/L	0.80

SURROGATE	PERCENT RECOVERY	RECOVERY LIMITS
Nitrobenzene-d5	67	(27 - 111)
2-Fluorobiphenyl	61	(28 - 110)
Terphenyl-d14	88	(37 - 119)
Phenol-d5	60	(10 - 110)
2-Fluorophenol	65	(10 - 110)
2,4,6-Tribromophenol	49	(22 - 120)

Conestoga-Rovers & Associates, Inc.

Client Sample ID: GW-017324-111408-NH-020

TOTAL Metals

Lot-Sample #...: A8K150155-001 **Matrix.....:** WG
Date Sampled...: 11/14/08 09:00 **Date Received..:** 11/15/08

PARAMETER	RESULT	REPORTING LIMIT	UNITS	METHOD	PREPARATION-ANALYSIS DATE	WORK ORDER #
Prep Batch #...: 8322018						
Arsenic	ND	10.0	ug/L	SW846 6010B	11/17-11/18/08	K22H01AH
		Dilution Factor: 1		MDL.....: 3.2		
Barium	ND	200	ug/L	SW846 6010B	11/17-11/18/08	K22H01AD
		Dilution Factor: 1		MDL.....: 0.67		
Cadmium	ND	5.0	ug/L	SW846 6010B	11/17-11/18/08	K22H01AE
		Dilution Factor: 1		MDL.....: 0.66		
Lead	ND	3.0	ug/L	SW846 6010B	11/17-11/18/08	K22H01AJ
		Dilution Factor: 1		MDL.....: 1.9		
Chromium	ND	10.0	ug/L	SW846 6010B	11/17-11/18/08	K22H01AF
		Dilution Factor: 1		MDL.....: 2.2		
Selenium	ND	5.0	ug/L	SW846 6010B	11/17-11/18/08	K22H01AK
		Dilution Factor: 1		MDL.....: 4.1		
Silver	ND	10.0	ug/L	SW846 6010B	11/17-11/18/08	K22H01AG
		Dilution Factor: 1		MDL.....: 2.2		
Mercury	ND	0.20	ug/L	SW846 7470A	11/17/08	K22H01AL
		Dilution Factor: 1		MDL.....: 0.12		

Conestoga-Rovers & Associates, Inc.

Client Sample ID: GW-017324-111408-NH-020

DISSOLVED Metals

Lot-Sample #...: A8K150155-001 **Matrix.....:** WG
Date Sampled...: 11/14/08 09:00 **Date Received..:** 11/15/08

PARAMETER	RESULT	REPORTING LIMIT	UNITS	METHOD	PREPARATION-ANALYSIS DATE	WORK ORDER #
Prep Batch #...: 8322018						
Arsenic	ND	10.0	ug/L	SW846 6010B	11/17-11/18/08	K22H01AR
		Dilution Factor: 1		MDL.....: 3.2		
Barium	ND	200	ug/L	SW846 6010B	11/17-11/18/08	K22H01AM
		Dilution Factor: 1		MDL.....: 0.67		
Cadmium	ND	5.0	ug/L	SW846 6010B	11/17-11/18/08	K22H01AN
		Dilution Factor: 1		MDL.....: 0.66		
Lead	ND	3.0	ug/L	SW846 6010B	11/17-11/18/08	K22H01AT
		Dilution Factor: 1		MDL.....: 1.9		
Chromium	ND	10.0	ug/L	SW846 6010B	11/17-11/18/08	K22H01AP
		Dilution Factor: 1		MDL.....: 2.2		
Selenium	ND	5.0	ug/L	SW846 6010B	11/17-11/18/08	K22H01AU
		Dilution Factor: 1		MDL.....: 4.1		
Silver	ND	10.0	ug/L	SW846 6010B	11/17-11/18/08	K22H01AQ
		Dilution Factor: 1		MDL.....: 2.2		
Mercury	ND	0.20	ug/L	SW846 7470A	11/17/08	K22H01AV
		Dilution Factor: 1		MDL.....: 0.12		

Conestoga-Rovers & Associates, Inc.

Client Sample ID: GW-017324-111408-NH-021

GC/MS Volatiles

Lot-Sample #...: A8K150155-002 **Work Order #...:** K22H61AA **Matrix.....:** WG
Date Sampled...: 11/14/08 11:50 **Date Received..:** 11/15/08
Prep Date.....: 11/20/08 **Analysis Date..:** 11/20/08
Prep Batch #...: 8325110
Dilution Factor: 1 **Method.....:** SW846 8260B

PARAMETER	RESULT	REPORTING LIMIT	UNITS	MDL
Acetone	ND	10	ug/L	1.1
Benzene	ND	1.0	ug/L	0.13
Bromodichloromethane	ND	1.0	ug/L	0.15
Bromoform	ND	1.0	ug/L	0.64
Bromomethane	ND	1.0	ug/L	0.41
2-Butanone	ND	10	ug/L	0.57
Carbon disulfide	ND	1.0	ug/L	0.13
Carbon tetrachloride	ND	1.0	ug/L	0.13
Chlorobenzene	ND	1.0	ug/L	0.15
Chloroethane	ND	1.0	ug/L	0.29
Chloroform	ND	1.0	ug/L	0.16
Chloromethane	ND	1.0	ug/L	0.30
Cyclohexane	ND	1.0	ug/L	0.12
Dibromochloromethane	ND	1.0	ug/L	0.18
1,2-Dibromo-3-chloro-propane	ND	2.0	ug/L	0.67
1,2-Dibromoethane	ND	1.0	ug/L	0.24
1,2-Dichlorobenzene	ND	1.0	ug/L	0.13
1,3-Dichlorobenzene	ND	1.0	ug/L	0.14
1,4-Dichlorobenzene	ND	1.0	ug/L	0.13
Dichlorodifluoromethane	ND	1.0	ug/L	0.31
1,1-Dichloroethane	ND	1.0	ug/L	0.15
1,2-Dichloroethane	ND	1.0	ug/L	0.22
1,1-Dichloroethene	ND	1.0	ug/L	0.19
cis-1,2-Dichloroethene	ND	1.0	ug/L	0.17
trans-1,2-Dichloroethene	ND	1.0	ug/L	0.19
1,2-Dichloropropane	ND	1.0	ug/L	0.18
cis-1,3-Dichloropropene	ND	1.0	ug/L	0.14
trans-1,3-Dichloropropene	ND	1.0	ug/L	0.19
Ethylbenzene	ND	1.0	ug/L	0.17
2-Hexanone	ND	10	ug/L	0.41
Isopropylbenzene	ND	1.0	ug/L	0.13
Methyl acetate	ND	10	ug/L	0.38
Methylene chloride	ND	1.0	ug/L	0.33
Methylcyclohexane	ND	1.0	ug/L	0.13
4-Methyl-2-pentanone	ND	10	ug/L	0.32
Methyl tert-butyl ether	ND	5.0	ug/L	0.17
Styrene	ND	1.0	ug/L	0.11
1,1,2,2-Tetrachloroethane	ND	1.0	ug/L	0.18

(Continued on next page)

Conestoga-Rovers & Associates, Inc.

Client Sample ID: GW-017324-111408-NH-021

GC/MS Volatiles

Lot-Sample #...: A8K150155-002 **Work Order #...:** K22H61AA **Matrix.....:** WG

PARAMETER	RESULT	REPORTING LIMIT	UNITS	MDL
Tetrachloroethene	ND	1.0	ug/L	0.29
Toluene	ND	1.0	ug/L	0.13
1,2,4-Trichloro-benzene	ND	1.0	ug/L	0.15
1,1,1-Trichloroethane	ND	1.0	ug/L	0.22
1,1,2-Trichloroethane	ND	1.0	ug/L	0.27
Trichloroethene	ND	1.0	ug/L	0.17
Trichlorofluoromethane	ND	1.0	ug/L	0.21
1,1,2-Trichloro-1,2,2-trifluoroethane	ND	1.0	ug/L	0.28
Vinyl chloride	ND	1.0	ug/L	0.22
Xylenes (total)	ND	2.0	ug/L	0.28

SURROGATE	PERCENT RECOVERY	RECOVERY LIMITS
Dibromofluoromethane	104	(73 - 122)
1,2-Dichloroethane-d4	112	(61 - 128)
Toluene-d8	96	(76 - 110)
4-Bromofluorobenzene	96	(74 - 116)

Conestoga-Rovers & Associates, Inc.

Client Sample ID: GW-017324-111408-NH-021

GC/MS Semivolatiles

Lot-Sample #...: A8K150155-002 **Work Order #...:** K22H61AC **Matrix.....:** WG
Date Sampled...: 11/14/08 11:50 **Date Received..:** 11/15/08
Prep Date.....: 11/17/08 **Analysis Date..:** 11/21/08
Prep Batch #...: 8322043
Dilution Factor: 1 **Method.....:** SW846 8270C

PARAMETER	RESULT	REPORTING LIMIT	UNITS	MDL
Acenaphthene	ND	0.20	ug/L	0.10
Acenaphthylene	ND	0.20	ug/L	0.10
Acetophenone	ND	1.0	ug/L	0.34
Anthracene	ND	0.20	ug/L	0.10
Atrazine	ND	1.0	ug/L	0.34
Benzo(a)anthracene	ND	0.20	ug/L	0.10
Benzo(a)pyrene	ND	0.20	ug/L	0.10
Benzo(b)fluoranthene	ND	0.20	ug/L	0.10
Benzo(ghi)perylene	ND	0.20	ug/L	0.10
Benzo(k)fluoranthene	ND	0.20	ug/L	0.10
Benzaldehyde	ND	1.0	ug/L	0.39
1,1'-Biphenyl	ND	1.0	ug/L	0.80
bis(2-Chloroethoxy) methane	ND	1.0	ug/L	0.32
bis(2-Chloroethyl)-ether	ND	1.0	ug/L	0.10
bis(2-Ethylhexyl) phthalate	ND	2.0	ug/L	0.80
4-Bromophenyl phenyl ether	ND	2.0	ug/L	0.80
Butyl benzyl phthalate	ND	1.0	ug/L	0.80
Caprolactam	ND	5.0	ug/L	0.80
Carbazole	ND	1.0	ug/L	0.28
4-Chloroaniline	ND	2.0	ug/L	0.80
4-Chloro-3-methylphenol	ND	2.0	ug/L	0.80
2-Chloronaphthalene	ND	1.0	ug/L	0.10
2-Chlorophenol	ND	1.0	ug/L	0.29
4-Chlorophenyl phenyl ether	ND	2.0	ug/L	0.30
Chrysene	ND	0.20	ug/L	0.10
Dibenz(a,h)anthracene	ND	0.20	ug/L	0.10
Dibenzofuran	ND	1.0	ug/L	0.10
3,3'-Dichlorobenzidine	ND	5.0	ug/L	0.37
2,4-Dichlorophenol	ND	2.0	ug/L	0.80
Diethyl phthalate	ND	1.0	ug/L	0.60
2,4-Dimethylphenol	ND	2.0	ug/L	0.80
Dimethyl phthalate	ND	1.0	ug/L	0.29
Di-n-butyl phthalate	ND	1.0	ug/L	0.67
4,6-Dinitro-2-methylphenol	ND	5.0	ug/L	2.4

(Continued on next page)

Conestoga-Rovers & Associates, Inc.

Client Sample ID: GW-017324-111408-NH-021

GC/MS Semivolatiles

Lot-Sample #...: A8K150155-002 **Work Order #...:** K22H61AC **Matrix.....:** WG

PARAMETER	RESULT	REPORTING LIMIT	UNITS	MDL
2,4-Dinitrophenol	ND	5.0	ug/L	2.4
2,4-Dinitrotoluene	ND	5.0	ug/L	0.27
2,6-Dinitrotoluene	ND	5.0	ug/L	0.80
Di-n-octyl phthalate	ND	1.0	ug/L	0.80
Fluoranthene	ND	0.20	ug/L	0.10
Fluorene	ND	0.20	ug/L	0.10
Hexachlorobenzene	ND	0.20	ug/L	0.10
Hexachlorobutadiene	ND	1.0	ug/L	0.27
Hexachlorocyclopenta-diene	ND	10	ug/L	0.80
Hexachloroethane	ND	1.0	ug/L	0.80
Indeno(1,2,3-cd)pyrene	ND	0.20	ug/L	0.10
Isophorone	ND	1.0	ug/L	0.27
2-Methylnaphthalene	ND	0.20	ug/L	0.10
2-Methylphenol	ND	1.0	ug/L	0.80
4-Methylphenol	ND	1.0	ug/L	0.80
Naphthalene	ND	0.20	ug/L	0.10
2-Nitroaniline	ND	2.0	ug/L	0.80
3-Nitroaniline	ND	2.0	ug/L	0.28
4-Nitroaniline	ND	2.0	ug/L	0.80
Nitrobenzene	ND	1.0	ug/L	0.040
2-Nitrophenol	ND	2.0	ug/L	0.28
4-Nitrophenol	ND	5.0	ug/L	2.4
N-Nitrosodi-n-propyl-amine	ND	1.0	ug/L	0.80
N-Nitrosodiphenylamine	ND	1.0	ug/L	0.31
2,2'-oxybis (1-Chloropropane)	ND	1.0	ug/L	0.40
Pentachlorophenol	ND	5.0	ug/L	2.4
Phenanthrene	ND	0.20	ug/L	0.10
Phenol	ND	1.0	ug/L	0.60
Pyrene	ND	0.20	ug/L	0.10
2,4,5-Trichloro-phenol	ND	5.0	ug/L	0.30
2,4,6-Trichloro-phenol	ND	5.0	ug/L	0.80

SURROGATE	PERCENT RECOVERY	RECOVERY LIMITS
Nitrobenzene-d5	62	(27 - 111)
2-Fluorobiphenyl	56	(28 - 110)
Terphenyl-d14	81	(37 - 119)
Phenol-d5	58	(10 - 110)
2-Fluorophenol	62	(10 - 110)
2,4,6-Tribromophenol	49	(22 - 120)

Conestoga-Rovers & Associates, Inc.

Client Sample ID: GW-017324-111408-NH-021

TOTAL Metals

Lot-Sample #...: A8K150155-002 **Matrix.....:** WG
Date Sampled...: 11/14/08 11:50 **Date Received..:** 11/15/08

PARAMETER	RESULT	REPORTING LIMIT	UNITS	METHOD	PREPARATION-ANALYSIS DATE	WORK ORDER #
Prep Batch #...: 8322018						
Arsenic	ND	10.0	ug/L	SW846 6010B	11/17-11/18/08	K22H61AH
		Dilution Factor: 1		MDL.....: 3.2		
Barium	ND	200	ug/L	SW846 6010B	11/17-11/18/08	K22H61AD
		Dilution Factor: 1		MDL.....: 0.67		
Cadmium	ND	5.0	ug/L	SW846 6010B	11/17-11/18/08	K22H61AE
		Dilution Factor: 1		MDL.....: 0.66		
Lead	ND	3.0	ug/L	SW846 6010B	11/17-11/18/08	K22H61AJ
		Dilution Factor: 1		MDL.....: 1.9		
Chromium	ND	10.0	ug/L	SW846 6010B	11/17-11/18/08	K22H61AF
		Dilution Factor: 1		MDL.....: 2.2		
Selenium	ND	5.0	ug/L	SW846 6010B	11/17-11/18/08	K22H61AK
		Dilution Factor: 1		MDL.....: 4.1		
Silver	ND	10.0	ug/L	SW846 6010B	11/17-11/18/08	K22H61AG
		Dilution Factor: 1		MDL.....: 2.2		
Mercury	ND	0.20	ug/L	SW846 7470A	11/17/08	K22H61AL
		Dilution Factor: 1		MDL.....: 0.12		

Conestoga-Rovers & Associates, Inc.

Client Sample ID: GW-017324-111408-NH-021

DISSOLVED Metals

Lot-Sample #...: A8K150155-002 **Matrix.....:** WG
Date Sampled...: 11/14/08 11:50 **Date Received..:** 11/15/08

PARAMETER	RESULT	REPORTING LIMIT	UNITS	METHOD	PREPARATION-ANALYSIS DATE	WORK ORDER #
Prep Batch #...: 8322018						
Arsenic	ND	10.0	ug/L	SW846 6010B	11/17-11/18/08	K22H61AR
		Dilution Factor: 1		MDL.....: 3.2		
Barium	ND	200	ug/L	SW846 6010B	11/17-11/18/08	K22H61AM
		Dilution Factor: 1		MDL.....: 0.67		
Cadmium	ND	5.0	ug/L	SW846 6010B	11/17-11/18/08	K22H61AN
		Dilution Factor: 1		MDL.....: 0.66		
Lead	ND	3.0	ug/L	SW846 6010B	11/17-11/18/08	K22H61AT
		Dilution Factor: 1		MDL.....: 1.9		
Chromium	ND	10.0	ug/L	SW846 6010B	11/17-11/18/08	K22H61AP
		Dilution Factor: 1		MDL.....: 2.2		
Selenium	ND	5.0	ug/L	SW846 6010B	11/17-11/18/08	K22H61AU
		Dilution Factor: 1		MDL.....: 4.1		
Silver	ND	10.0	ug/L	SW846 6010B	11/17-11/18/08	K22H61AQ
		Dilution Factor: 1		MDL.....: 2.2		
Mercury	ND	0.20	ug/L	SW846 7470A	11/17/08	K22H61AV
		Dilution Factor: 1		MDL.....: 0.12		

Conestoga-Rovers & Associates, Inc.

Client Sample ID: GW-017324-111408-NH-022

GC/MS Volatiles

Lot-Sample #...: A8K150155-003 **Work Order #...:** K22H71AA **Matrix.....:** WG
Date Sampled...: 11/14/08 14:45 **Date Received..:** 11/15/08
Prep Date.....: 11/20/08 **Analysis Date..:** 11/20/08
Prep Batch #...: 8325110
Dilution Factor: 1 **Method.....:** SW846 8260B

PARAMETER	RESULT	REPORTING LIMIT	UNITS	MDL
Acetone	ND	10	ug/L	1.1
Benzene	ND	1.0	ug/L	0.13
Bromodichloromethane	ND	1.0	ug/L	0.15
Bromoform	ND	1.0	ug/L	0.64
Bromomethane	ND	1.0	ug/L	0.41
2-Butanone	ND	10	ug/L	0.57
Carbon disulfide	ND	1.0	ug/L	0.13
Carbon tetrachloride	ND	1.0	ug/L	0.13
Chlorobenzene	ND	1.0	ug/L	0.15
Chloroethane	ND	1.0	ug/L	0.29
Chloroform	ND	1.0	ug/L	0.16
Chloromethane	ND	1.0	ug/L	0.30
Cyclohexane	ND	1.0	ug/L	0.12
Dibromochloromethane	ND	1.0	ug/L	0.18
1,2-Dibromo-3-chloro-propane	ND	2.0	ug/L	0.67
1,2-Dibromoethane	ND	1.0	ug/L	0.24
1,2-Dichlorobenzene	ND	1.0	ug/L	0.13
1,3-Dichlorobenzene	ND	1.0	ug/L	0.14
1,4-Dichlorobenzene	ND	1.0	ug/L	0.13
Dichlorodifluoromethane	ND	1.0	ug/L	0.31
1,1-Dichloroethane	ND	1.0	ug/L	0.15
1,2-Dichloroethane	ND	1.0	ug/L	0.22
1,1-Dichloroethene	ND	1.0	ug/L	0.19
cis-1,2-Dichloroethene	ND	1.0	ug/L	0.17
trans-1,2-Dichloroethene	ND	1.0	ug/L	0.19
1,2-Dichloropropane	ND	1.0	ug/L	0.18
cis-1,3-Dichloropropene	ND	1.0	ug/L	0.14
trans-1,3-Dichloropropene	ND	1.0	ug/L	0.19
Ethylbenzene	ND	1.0	ug/L	0.17
2-Hexanone	ND	10	ug/L	0.41
Isopropylbenzene	ND	1.0	ug/L	0.13
Methyl acetate	ND	10	ug/L	0.38
Methylene chloride	ND	1.0	ug/L	0.33
Methylcyclohexane	ND	1.0	ug/L	0.13
4-Methyl-2-pentanone	ND	10	ug/L	0.32
Methyl tert-butyl ether	ND	5.0	ug/L	0.17
Styrene	ND	1.0	ug/L	0.11
1,1,2,2-Tetrachloroethane	ND	1.0	ug/L	0.18

(Continued on next page)

Conestoga-Rovers & Associates, Inc.

Client Sample ID: GW-017324-111408-NH-022

GC/MS Volatiles

Lot-Sample #...: A8K150155-003 **Work Order #...:** K22H71AA **Matrix.....:** WG

PARAMETER	RESULT	REPORTING LIMIT	UNITS	MDL
Tetrachloroethene	ND	1.0	ug/L	0.29
Toluene	ND	1.0	ug/L	0.13
1,2,4-Trichloro-benzene	ND	1.0	ug/L	0.15
1,1,1-Trichloroethane	ND	1.0	ug/L	0.22
1,1,2-Trichloroethane	ND	1.0	ug/L	0.27
Trichloroethene	ND	1.0	ug/L	0.17
Trichlorofluoromethane	ND	1.0	ug/L	0.21
1,1,2-Trichloro-1,2,2-trifluoroethane	ND	1.0	ug/L	0.28
Vinyl chloride	ND	1.0	ug/L	0.22
Xylenes (total)	ND	2.0	ug/L	0.28

SURROGATE	PERCENT RECOVERY	RECOVERY LIMITS
Dibromofluoromethane	106	(73 - 122)
1,2-Dichloroethane-d4	111	(61 - 128)
Toluene-d8	97	(76 - 110)
4-Bromofluorobenzene	97	(74 - 116)

Conestoga-Rovers & Associates, Inc.

Client Sample ID: GW-017324-111408-NH-022

GC/MS Semivolatiles

Lot-Sample #...: A8K150155-003 **Work Order #...:** K22H71AC **Matrix.....:** WG
Date Sampled...: 11/14/08 14:45 **Date Received..:** 11/15/08
Prep Date.....: 11/17/08 **Analysis Date..:** 11/21/08
Prep Batch #...: 8322043
Dilution Factor: 1 **Method.....:** SW846 8270C

PARAMETER	RESULT	REPORTING LIMIT	UNITS	MDL
Acenaphthene	ND	0.20	ug/L	0.10
Acenaphthylene	ND	0.20	ug/L	0.10
Acetophenone	ND	1.0	ug/L	0.34
Anthracene	ND	0.20	ug/L	0.10
Atrazine	ND	1.0	ug/L	0.34
Benzo(a)anthracene	ND	0.20	ug/L	0.10
Benzo(a)pyrene	ND	0.20	ug/L	0.10
Benzo(b)fluoranthene	ND	0.20	ug/L	0.10
Benzo(ghi)perylene	ND	0.20	ug/L	0.10
Benzo(k)fluoranthene	ND	0.20	ug/L	0.10
Benzaldehyde	ND	1.0	ug/L	0.39
1,1'-Biphenyl	ND	1.0	ug/L	0.80
bis(2-Chloroethoxy) methane	ND	1.0	ug/L	0.32
bis(2-Chloroethyl)-ether	ND	1.0	ug/L	0.10
bis(2-Ethylhexyl) phthalate	ND	2.0	ug/L	0.80
4-Bromophenyl phenyl ether	ND	2.0	ug/L	0.80
Butyl benzyl phthalate	ND	1.0	ug/L	0.80
Caprolactam	ND	5.0	ug/L	0.80
Carbazole	ND	1.0	ug/L	0.28
4-Chloroaniline	ND	2.0	ug/L	0.80
4-Chloro-3-methylphenol	ND	2.0	ug/L	0.80
2-Chloronaphthalene	ND	1.0	ug/L	0.10
2-Chlorophenol	ND	1.0	ug/L	0.29
4-Chlorophenyl phenyl ether	ND	2.0	ug/L	0.30
Chrysene	ND	0.20	ug/L	0.10
Dibenz(a,h)anthracene	ND	0.20	ug/L	0.10
Dibenzofuran	ND	1.0	ug/L	0.10
3,3'-Dichlorobenzidine	ND	5.0	ug/L	0.37
2,4-Dichlorophenol	ND	2.0	ug/L	0.80
Diethyl phthalate	ND	1.0	ug/L	0.60
2,4-Dimethylphenol	ND	2.0	ug/L	0.80
Dimethyl phthalate	ND	1.0	ug/L	0.29
Di-n-butyl phthalate	ND	1.0	ug/L	0.67
4,6-Dinitro-2-methylphenol	ND	5.0	ug/L	2.4

(Continued on next page)

Conestoga-Rovers & Associates, Inc.

Client Sample ID: GW-017324-111408-NH-022

GC/MS Semivolatiles

Lot-Sample #...: A8K150155-003 **Work Order #...:** K22H71AC **Matrix.....:** WG

PARAMETER	RESULT	REPORTING LIMIT	UNITS	MDL
2,4-Dinitrophenol	ND	5.0	ug/L	2.4
2,4-Dinitrotoluene	ND	5.0	ug/L	0.27
2,6-Dinitrotoluene	ND	5.0	ug/L	0.80
Di-n-octyl phthalate	ND	1.0	ug/L	0.80
Fluoranthene	ND	0.20	ug/L	0.10
Fluorene	ND	0.20	ug/L	0.10
Hexachlorobenzene	ND	0.20	ug/L	0.10
Hexachlorobutadiene	ND	1.0	ug/L	0.27
Hexachlorocyclopenta-diene	ND	10	ug/L	0.80
Hexachloroethane	ND	1.0	ug/L	0.80
Indeno(1,2,3-cd)pyrene	ND	0.20	ug/L	0.10
Isophorone	ND	1.0	ug/L	0.27
2-Methylnaphthalene	ND	0.20	ug/L	0.10
2-Methylphenol	ND	1.0	ug/L	0.80
4-Methylphenol	ND	1.0	ug/L	0.80
Naphthalene	ND	0.20	ug/L	0.10
2-Nitroaniline	ND	2.0	ug/L	0.80
3-Nitroaniline	ND	2.0	ug/L	0.28
4-Nitroaniline	ND	2.0	ug/L	0.80
Nitrobenzene	ND	1.0	ug/L	0.040
2-Nitrophenol	ND	2.0	ug/L	0.28
4-Nitrophenol	ND	5.0	ug/L	2.4
N-Nitrosodi-n-propyl-amine	ND	1.0	ug/L	0.80
N-Nitrosodiphenylamine	ND	1.0	ug/L	0.31
2,2'-oxybis (1-Chloropropane)	ND	1.0	ug/L	0.40
Pentachlorophenol	ND	5.0	ug/L	2.4
Phenanthrene	ND	0.20	ug/L	0.10
Phenol	ND	1.0	ug/L	0.60
Pyrene	ND	0.20	ug/L	0.10
2,4,5-Trichloro-phenol	ND	5.0	ug/L	0.30
2,4,6-Trichloro-phenol	ND	5.0	ug/L	0.80

SURROGATE	PERCENT RECOVERY	RECOVERY LIMITS
Nitrobenzene-d5	58	(27 - 111)
2-Fluorobiphenyl	56	(28 - 110)
Terphenyl-d14	75	(37 - 119)
Phenol-d5	52	(10 - 110)
2-Fluorophenol	56	(10 - 110)
2,4,6-Tribromophenol	57	(22 - 120)

Conestoga-Rovers & Associates, Inc.

Client Sample ID: GW-017324-111408-NH-022

TOTAL Metals

Lot-Sample #...: A8K150155-003 **Matrix.....:** WG
Date Sampled...: 11/14/08 14:45 **Date Received..:** 11/15/08

PARAMETER	RESULT	REPORTING LIMIT	UNITS	METHOD	PREPARATION-ANALYSIS DATE	WORK ORDER #
Prep Batch #...: 8322018						
Arsenic	ND	10.0	ug/L	SW846 6010B	11/17-11/18/08	K22H71AH
		Dilution Factor: 1		MDL.....: 3.2		
Barium	**248**	**200**	**ug/L**	**SW846 6010B**	**11/17-11/18/08**	**K22H71AD**
		Dilution Factor: 1		MDL.....: 0.67		
Cadmium	ND	5.0	ug/L	SW846 6010B	11/17-11/18/08	K22H71AE
		Dilution Factor: 1		MDL.....: 0.66		
Lead	**3.9**	**3.0**	**ug/L**	**SW846 6010B**	**11/17-11/18/08**	**K22H71AJ**
		Dilution Factor: 1		MDL.....: 1.9		
Chromium	ND	10.0	ug/L	SW846 6010B	11/17-11/18/08	K22H71AF
		Dilution Factor: 1		MDL.....: 2.2		
Selenium	ND	5.0	ug/L	SW846 6010B	11/17-11/18/08	K22H71AK
		Dilution Factor: 1		MDL.....: 4.1		
Silver	ND	10.0	ug/L	SW846 6010B	11/17-11/18/08	K22H71AG
		Dilution Factor: 1		MDL.....: 2.2		
Mercury	ND	0.20	ug/L	SW846 7470A	11/17/08	K22H71AL
		Dilution Factor: 1		MDL.....: 0.12		

Conestoga-Rovers & Associates, Inc.

Client Sample ID: GW-017324-111408-NH-022

DISSOLVED Metals

Lot-Sample #...: A8K150155-003 **Matrix.....:** WG
Date Sampled...: 11/14/08 14:45 **Date Received..:** 11/15/08

PARAMETER	RESULT	REPORTING LIMIT	UNITS	METHOD	PREPARATION-ANALYSIS DATE	WORK ORDER #
Prep Batch #...: 8322018						
Arsenic	ND	10.0	ug/L	SW846 6010B	11/17-11/18/08	K22H71AR
		Dilution Factor: 1		MDL.....: 3.2		
Barium	**253**	**200**	**ug/L**	**SW846 6010B**	**11/17-11/18/08**	**K22H71AM**
		Dilution Factor: 1		MDL.....: 0.67		
Cadmium	ND	5.0	ug/L	SW846 6010B	11/17-11/18/08	K22H71AN
		Dilution Factor: 1		MDL.....: 0.66		
Lead	ND	3.0	ug/L	SW846 6010B	11/17-11/18/08	K22H71AT
		Dilution Factor: 1		MDL.....: 1.9		
Chromium	ND	10.0	ug/L	SW846 6010B	11/17-11/18/08	K22H71AP
		Dilution Factor: 1		MDL.....: 2.2		
Selenium	ND	5.0	ug/L	SW846 6010B	11/17-11/18/08	K22H71AU
		Dilution Factor: 1		MDL.....: 4.1		
Silver	ND	10.0	ug/L	SW846 6010B	11/17-11/18/08	K22H71AQ
		Dilution Factor: 1		MDL.....: 2.2		
Mercury	ND	0.20	ug/L	SW846 7470A	11/17/08	K22H71AV
		Dilution Factor: 1		MDL.....: 0.12		

Conestoga-Rovers & Associates, Inc.

Client Sample ID: EB-017324-111408-NH-002

GC/MS Volatiles

Lot-Sample #...: A8K150155-004 **Work Order #...:** K22H81AA **Matrix.....:** WQ
Date Sampled...: 11/14/08 10:50 **Date Received..:** 11/15/08
Prep Date.....: 11/20/08 **Analysis Date..:** 11/20/08
Prep Batch #...: 8325110
Dilution Factor: 1 **Method.....:** SW846 8260B

PARAMETER	RESULT	REPORTING LIMIT	UNITS	MDL
Acetone	ND	10	ug/L	1.1
Benzene	ND	1.0	ug/L	0.13
Bromodichloromethane	**2.9**	**1.0**	**ug/L**	**0.15**
Bromoform	ND	1.0	ug/L	0.64
Bromomethane	ND	1.0	ug/L	0.41
2-Butanone	ND	10	ug/L	0.57
Carbon disulfide	ND	1.0	ug/L	0.13
Carbon tetrachloride	ND	1.0	ug/L	0.13
Chlorobenzene	ND	1.0	ug/L	0.15
Chloroethane	ND	1.0	ug/L	0.29
Chloroform	**20**	**1.0**	**ug/L**	**0.16**
Chloromethane	ND	1.0	ug/L	0.30
Cyclohexane	ND	1.0	ug/L	0.12
Dibromochloromethane	ND	1.0	ug/L	0.18
1,2-Dibromo-3-chloro-propane	ND	2.0	ug/L	0.67
1,2-Dibromoethane	ND	1.0	ug/L	0.24
1,2-Dichlorobenzene	ND	1.0	ug/L	0.13
1,3-Dichlorobenzene	ND	1.0	ug/L	0.14
1,4-Dichlorobenzene	ND	1.0	ug/L	0.13
Dichlorodifluoromethane	ND	1.0	ug/L	0.31
1,1-Dichloroethane	ND	1.0	ug/L	0.15
1,2-Dichloroethane	ND	1.0	ug/L	0.22
1,1-Dichloroethene	ND	1.0	ug/L	0.19
cis-1,2-Dichloroethene	ND	1.0	ug/L	0.17
trans-1,2-Dichloroethene	ND	1.0	ug/L	0.19
1,2-Dichloropropane	ND	1.0	ug/L	0.18
cis-1,3-Dichloropropene	ND	1.0	ug/L	0.14
trans-1,3-Dichloropropene	ND	1.0	ug/L	0.19
Ethylbenzene	ND	1.0	ug/L	0.17
2-Hexanone	ND	10	ug/L	0.41
Isopropylbenzene	ND	1.0	ug/L	0.13
Methyl acetate	ND	10	ug/L	0.38
Methylene chloride	ND	1.0	ug/L	0.33
Methylcyclohexane	ND	1.0	ug/L	0.13
4-Methyl-2-pentanone	ND	10	ug/L	0.32
Methyl tert-butyl ether	ND	5.0	ug/L	0.17
Styrene	ND	1.0	ug/L	0.11
1,1,2,2-Tetrachloroethane	ND	1.0	ug/L	0.18

(Continued on next page)

Conestoga-Rovers & Associates, Inc.

Client Sample ID: EB-017324-111408-NH-002

GC/MS Volatiles

Lot-Sample #...: A8K150155-004 **Work Order #...:** K22H81AA **Matrix.....:** WQ

PARAMETER	RESULT	REPORTING LIMIT	UNITS	MDL
Tetrachloroethene	ND	1.0	ug/L	0.29
Toluene	ND	1.0	ug/L	0.13
1,2,4-Trichloro-benzene	ND	1.0	ug/L	0.15
1,1,1-Trichloroethane	ND	1.0	ug/L	0.22
1,1,2-Trichloroethane	ND	1.0	ug/L	0.27
Trichloroethene	ND	1.0	ug/L	0.17
Trichlorofluoromethane	ND	1.0	ug/L	0.21
1,1,2-Trichloro-1,2,2-trifluoroethane	ND	1.0	ug/L	0.28
Vinyl chloride	ND	1.0	ug/L	0.22
Xylenes (total)	ND	2.0	ug/L	0.28

SURROGATE	PERCENT RECOVERY	RECOVERY LIMITS
Dibromofluoromethane	106	(73 - 122)
1,2-Dichloroethane-d4	118	(61 - 128)
Toluene-d8	94	(76 - 110)
4-Bromofluorobenzene	96	(74 - 116)

Conestoga-Rovers & Associates, Inc.

Client Sample ID: EB-017324-111408-NH-002

GC/MS Semivolatiles

Lot-Sample #...: A8K150155-004 **Work Order #...:** K22H81AC **Matrix.....:** WQ
Date Sampled...: 11/14/08 10:50 **Date Received..:** 11/15/08
Prep Date.....: 11/17/08 **Analysis Date..:** 11/21/08
Prep Batch #...: 8322043
Dilution Factor: 1 **Method.....:** SW846 8270C

PARAMETER	RESULT	REPORTING LIMIT	UNITS	MDL
Acenaphthene	ND	0.20	ug/L	0.10
Acenaphthylene	ND	0.20	ug/L	0.10
Acetophenone	ND	1.0	ug/L	0.34
Anthracene	ND	0.20	ug/L	0.10
Atrazine	ND	1.0	ug/L	0.34
Benzo(a)anthracene	ND	0.20	ug/L	0.10
Benzo(a)pyrene	ND	0.20	ug/L	0.10
Benzo(b)fluoranthene	ND	0.20	ug/L	0.10
Benzo(ghi)perylene	ND	0.20	ug/L	0.10
Benzo(k)fluoranthene	ND	0.20	ug/L	0.10
Benzaldehyde	ND	1.0	ug/L	0.39
1,1'-Biphenyl	ND	1.0	ug/L	0.80
bis(2-Chloroethoxy) methane	ND	1.0	ug/L	0.32
bis(2-Chloroethyl)-ether	ND	1.0	ug/L	0.10
bis(2-Ethylhexyl) phthalate	ND	2.0	ug/L	0.80
4-Bromophenyl phenyl ether	ND	2.0	ug/L	0.80
Butyl benzyl phthalate	ND	1.0	ug/L	0.80
Caprolactam	ND	5.0	ug/L	0.80
Carbazole	ND	1.0	ug/L	0.28
4-Chloroaniline	ND	2.0	ug/L	0.80
4-Chloro-3-methylphenol	ND	2.0	ug/L	0.80
2-Chloronaphthalene	ND	1.0	ug/L	0.10
2-Chlorophenol	ND	1.0	ug/L	0.29
4-Chlorophenyl phenyl ether	ND	2.0	ug/L	0.30
Chrysene	ND	0.20	ug/L	0.10
Dibenz(a,h)anthracene	ND	0.20	ug/L	0.10
Dibenzofuran	ND	1.0	ug/L	0.10
3,3'-Dichlorobenzidine	ND	5.0	ug/L	0.37
2,4-Dichlorophenol	ND	2.0	ug/L	0.80
Diethyl phthalate	ND	1.0	ug/L	0.60
2,4-Dimethylphenol	ND	2.0	ug/L	0.80
Dimethyl phthalate	ND	1.0	ug/L	0.29
Di-n-butyl phthalate	ND	1.0	ug/L	0.67
4,6-Dinitro-2-methylphenol	ND	5.0	ug/L	2.4

(Continued on next page)

Conestoga-Rovers & Associates, Inc.

Client Sample ID: EB-017324-111408-NH-002

GC/MS Semivolatiles

Lot-Sample #...: A8K150155-004 **Work Order #...:** K22H81AC **Matrix.....:** WQ

PARAMETER	RESULT	REPORTING LIMIT	UNITS	MDL
2,4-Dinitrophenol	ND	5.0	ug/L	2.4
2,4-Dinitrotoluene	ND	5.0	ug/L	0.27
2,6-Dinitrotoluene	ND	5.0	ug/L	0.80
Di-n-octyl phthalate	ND	1.0	ug/L	0.80
Fluoranthene	ND	0.20	ug/L	0.10
Fluorene	ND	0.20	ug/L	0.10
Hexachlorobenzene	ND	0.20	ug/L	0.10
Hexachlorobutadiene	ND	1.0	ug/L	0.27
Hexachlorocyclopenta-diene	ND	10	ug/L	0.80
Hexachloroethane	ND	1.0	ug/L	0.80
Indeno(1,2,3-cd)pyrene	ND	0.20	ug/L	0.10
Isophorone	ND	1.0	ug/L	0.27
2-Methylnaphthalene	ND	0.20	ug/L	0.10
2-Methylphenol	ND	1.0	ug/L	0.80
4-Methylphenol	ND	1.0	ug/L	0.80
Naphthalene	ND	0.20	ug/L	0.10
2-Nitroaniline	ND	2.0	ug/L	0.80
3-Nitroaniline	ND	2.0	ug/L	0.28
4-Nitroaniline	ND	2.0	ug/L	0.80
Nitrobenzene	ND	1.0	ug/L	0.040
2-Nitrophenol	ND	2.0	ug/L	0.28
4-Nitrophenol	ND	5.0	ug/L	2.4
N-Nitrosodi-n-propyl-amine	ND	1.0	ug/L	0.80
N-Nitrosodiphenylamine	ND	1.0	ug/L	0.31
2,2'-oxybis (1-Chloropropane)	ND	1.0	ug/L	0.40
Pentachlorophenol	ND	5.0	ug/L	2.4
Phenanthrene	ND	0.20	ug/L	0.10
Phenol	ND	1.0	ug/L	0.60
Pyrene	ND	0.20	ug/L	0.10
2,4,5-Trichloro-phenol	ND	5.0	ug/L	0.30
2,4,6-Trichloro-phenol	ND	5.0	ug/L	0.80

SURROGATE	PERCENT RECOVERY	RECOVERY LIMITS
Nitrobenzene-d5	65	(27 - 111)
2-Fluorobiphenyl	52	(28 - 110)
Terphenyl-d14	82	(37 - 119)
Phenol-d5	57	(10 - 110)
2-Fluorophenol	62	(10 - 110)
2,4,6-Tribromophenol	34	(22 - 120)

Conestoga-Rovers & Associates, Inc.

Client Sample ID: EB-017324-111408-NH-002

TOTAL Metals

Lot-Sample #...: A8K150155-004 **Matrix.....:** WQ
Date Sampled...: 11/14/08 10:50 **Date Received..:** 11/15/08

PARAMETER	RESULT	REPORTING LIMIT	UNITS	METHOD	PREPARATION-ANALYSIS DATE	WORK ORDER #
Prep Batch #...: 8322018						
Arsenic	ND	10.0	ug/L	SW846 6010B	11/17-11/18/08	K22H81AH
		Dilution Factor: 1		MDL.....: 3.2		
Barium	ND	200	ug/L	SW846 6010B	11/17-11/18/08	K22H81AD
		Dilution Factor: 1		MDL.....: 0.67		
Cadmium	ND	5.0	ug/L	SW846 6010B	11/17-11/18/08	K22H81AE
		Dilution Factor: 1		MDL.....: 0.66		
Lead	ND	3.0	ug/L	SW846 6010B	11/17-11/18/08	K22H81AJ
		Dilution Factor: 1		MDL.....: 1.9		
Chromium	ND	10.0	ug/L	SW846 6010B	11/17-11/18/08	K22H81AF
		Dilution Factor: 1		MDL.....: 2.2		
Selenium	ND	5.0	ug/L	SW846 6010B	11/17-11/18/08	K22H81AK
		Dilution Factor: 1		MDL.....: 4.1		
Silver	ND	10.0	ug/L	SW846 6010B	11/17-11/18/08	K22H81AG
		Dilution Factor: 1		MDL.....: 2.2		
Mercury	ND	0.20	ug/L	SW846 7470A	11/17/08	K22H81AL
		Dilution Factor: 1		MDL.....: 0.12		

Conestoga-Rovers & Associates, Inc.

Client Sample ID: EB-017324-111408-NH-002

DISSOLVED Metals

Lot-Sample #...: A8K150155-004 **Matrix.....:** WQ
Date Sampled...: 11/14/08 10:50 **Date Received..:** 11/15/08

PARAMETER	RESULT	REPORTING LIMIT	UNITS	METHOD	PREPARATION-ANALYSIS DATE	WORK ORDER #
Prep Batch #...: 8322018						
Arsenic	ND	10.0	ug/L	SW846 6010B	11/17-11/18/08	K22H81AR
		Dilution Factor: 1		MDL.....: 3.2		
Barium	ND	200	ug/L	SW846 6010B	11/17-11/18/08	K22H81AM
		Dilution Factor: 1		MDL.....: 0.67		
Cadmium	ND	5.0	ug/L	SW846 6010B	11/17-11/18/08	K22H81AN
		Dilution Factor: 1		MDL.....: 0.66		
Lead	ND	3.0	ug/L	SW846 6010B	11/17-11/18/08	K22H81AT
		Dilution Factor: 1		MDL.....: 1.9		
Chromium	ND	10.0	ug/L	SW846 6010B	11/17-11/18/08	K22H81AP
		Dilution Factor: 1		MDL.....: 2.2		
Selenium	ND	5.0	ug/L	SW846 6010B	11/17-11/18/08	K22H81AU
		Dilution Factor: 1		MDL.....: 4.1		
Silver	ND	10.0	ug/L	SW846 6010B	11/17-11/18/08	K22H81AQ
		Dilution Factor: 1		MDL.....: 2.2		
Mercury	ND	0.20	ug/L	SW846 7470A	11/17/08	K22H81AV
		Dilution Factor: 1		MDL.....: 0.12		

Conestoga-Rovers & Associates, Inc.

Client Sample ID: TB-017324-111408-NH-004

GC/MS Volatiles

Lot-Sample #...: A8K150155-005 **Work Order #...:** K22H91AA **Matrix.....:** WQ
Date Sampled...: 11/14/08 17:00 **Date Received..:** 11/15/08
Prep Date.....: 11/20/08 **Analysis Date..:** 11/20/08
Prep Batch #...: 8325110
Dilution Factor: 1 **Method.....:** SW846 8260B

PARAMETER	RESULT	REPORTING LIMIT	UNITS	MDL
Acetone	ND	10	ug/L	1.1
Benzene	ND	1.0	ug/L	0.13
Bromodichloromethane	ND	1.0	ug/L	0.15
Bromoform	ND	1.0	ug/L	0.64
Bromomethane	ND	1.0	ug/L	0.41
2-Butanone	ND	10	ug/L	0.57
Carbon disulfide	ND	1.0	ug/L	0.13
Carbon tetrachloride	ND	1.0	ug/L	0.13
Chlorobenzene	ND	1.0	ug/L	0.15
Chloroethane	ND	1.0	ug/L	0.29
Chloroform	ND	1.0	ug/L	0.16
Chloromethane	ND	1.0	ug/L	0.30
Cyclohexane	ND	1.0	ug/L	0.12
Dibromochloromethane	ND	1.0	ug/L	0.18
1,2-Dibromo-3-chloro-propane	ND	2.0	ug/L	0.67
1,2-Dibromoethane	ND	1.0	ug/L	0.24
1,2-Dichlorobenzene	ND	1.0	ug/L	0.13
1,3-Dichlorobenzene	ND	1.0	ug/L	0.14
1,4-Dichlorobenzene	ND	1.0	ug/L	0.13
Dichlorodifluoromethane	ND	1.0	ug/L	0.31
1,1-Dichloroethane	ND	1.0	ug/L	0.15
1,2-Dichloroethane	ND	1.0	ug/L	0.22
1,1-Dichloroethene	ND	1.0	ug/L	0.19
cis-1,2-Dichloroethene	ND	1.0	ug/L	0.17
trans-1,2-Dichloroethene	ND	1.0	ug/L	0.19
1,2-Dichloropropane	ND	1.0	ug/L	0.18
cis-1,3-Dichloropropene	ND	1.0	ug/L	0.14
trans-1,3-Dichloropropene	ND	1.0	ug/L	0.19
Ethylbenzene	ND	1.0	ug/L	0.17
2-Hexanone	ND	10	ug/L	0.41
Isopropylbenzene	ND	1.0	ug/L	0.13
Methyl acetate	ND	10	ug/L	0.38
Methylene chloride	ND	1.0	ug/L	0.33
Methylcyclohexane	ND	1.0	ug/L	0.13
4-Methyl-2-pentanone	ND	10	ug/L	0.32
Methyl tert-butyl ether	ND	5.0	ug/L	0.17
Styrene	ND	1.0	ug/L	0.11
1,1,2,2-Tetrachloroethane	ND	1.0	ug/L	0.18

(Continued on next page)

Conestoga-Rovers & Associates, Inc.

Client Sample ID: TB-017324-111408-NH-004

GC/MS Volatiles

Lot-Sample #...: A8K150155-005 **Work Order #...:** K22H91AA **Matrix.....:** WQ

PARAMETER	RESULT	REPORTING LIMIT	UNITS	MDL
Tetrachloroethene	ND	1.0	ug/L	0.29
Toluene	ND	1.0	ug/L	0.13
1,2,4-Trichloro-benzene	ND	1.0	ug/L	0.15
1,1,1-Trichloroethane	ND	1.0	ug/L	0.22
1,1,2-Trichloroethane	ND	1.0	ug/L	0.27
Trichloroethene	ND	1.0	ug/L	0.17
Trichlorofluoromethane	ND	1.0	ug/L	0.21
1,1,2-Trichloro-1,2,2-trifluoroethane	ND	1.0	ug/L	0.28
Vinyl chloride	ND	1.0	ug/L	0.22
Xylenes (total)	ND	2.0	ug/L	0.28

SURROGATE	PERCENT RECOVERY	RECOVERY LIMITS
Dibromofluoromethane	101	(73 - 122)
1,2-Dichloroethane-d4	114	(61 - 128)
Toluene-d8	96	(76 - 110)
4-Bromofluorobenzene	97	(74 - 116)

Conestoga-Rovers & Associates, Inc.

Client Sample ID: GW-017324-111708-NH-023

GC/MS Volatiles

Lot-Sample #...: A8K180205-001 **Work Order #...:** K26FP1AA **Matrix.....:** WG
Date Sampled...: 11/17/08 13:06 **Date Received..:** 11/18/08
Prep Date.....: 11/26/08 **Analysis Date..:** 11/26/08
Prep Batch #...: 8331162
Dilution Factor: 1 **Method.....:** SW846 8260B

PARAMETER	RESULT	REPORTING LIMIT	UNITS	MDL
Acetone	ND	10	ug/L	1.1
Benzene	ND	1.0	ug/L	0.13
Bromodichloromethane	ND	1.0	ug/L	0.15
Bromoform	ND	1.0	ug/L	0.64
Bromomethane	ND	1.0	ug/L	0.41
2-Butanone	ND	10	ug/L	0.57
Carbon disulfide	ND	1.0	ug/L	0.13
Carbon tetrachloride	ND	1.0	ug/L	0.13
Chlorobenzene	ND	1.0	ug/L	0.15
Chloroethane	ND	1.0	ug/L	0.29
Chloroform	ND	1.0	ug/L	0.16
Chloromethane	ND	1.0	ug/L	0.30
Cyclohexane	ND	1.0	ug/L	0.12
Dibromochloromethane	ND	1.0	ug/L	0.18
1,2-Dibromo-3-chloro-propane	ND	2.0	ug/L	0.67
1,2-Dibromoethane	ND	1.0	ug/L	0.24
1,2-Dichlorobenzene	ND	1.0	ug/L	0.13
1,3-Dichlorobenzene	ND	1.0	ug/L	0.14
1,4-Dichlorobenzene	ND	1.0	ug/L	0.13
Dichlorodifluoromethane	ND	1.0	ug/L	0.31
1,1-Dichloroethane	ND	1.0	ug/L	0.15
1,2-Dichloroethane	ND	1.0	ug/L	0.22
1,1-Dichloroethene	ND	1.0	ug/L	0.19
cis-1,2-Dichloroethene	ND	1.0	ug/L	0.17
trans-1,2-Dichloroethene	ND	1.0	ug/L	0.19
1,2-Dichloropropane	ND	1.0	ug/L	0.18
cis-1,3-Dichloropropene	ND	1.0	ug/L	0.14
trans-1,3-Dichloropropene	ND	1.0	ug/L	0.19
Ethylbenzene	ND	1.0	ug/L	0.17
2-Hexanone	ND	10	ug/L	0.41
Isopropylbenzene	ND	1.0	ug/L	0.13
Methyl acetate	ND	10	ug/L	0.38
Methylene chloride	ND	1.0	ug/L	0.33
Methylcyclohexane	ND	1.0	ug/L	0.13
4-Methyl-2-pentanone	ND	10	ug/L	0.32
Methyl tert-butyl ether	ND	5.0	ug/L	0.17
Styrene	ND	1.0	ug/L	0.11
1,1,2,2-Tetrachloroethane	ND	1.0	ug/L	0.18

(Continued on next page)

Conestoga-Rovers & Associates, Inc.

Client Sample ID: GW-017324-111708-NH-023

GC/MS Volatiles

Lot-Sample #...: A8K180205-001 **Work Order #...:** K26FP1AA **Matrix.....:** WG

PARAMETER	RESULT	REPORTING LIMIT	UNITS	MDL
Tetrachloroethene	ND	1.0	ug/L	0.29
Toluene	ND	1.0	ug/L	0.13
1,2,4-Trichloro-benzene	ND	1.0	ug/L	0.15
1,1,1-Trichloroethane	ND	1.0	ug/L	0.22
1,1,2-Trichloroethane	ND	1.0	ug/L	0.27
Trichloroethene	ND	1.0	ug/L	0.17
Trichlorofluoromethane	ND	1.0	ug/L	0.21
1,1,2-Trichloro-1,2,2-trifluoroethane	ND	1.0	ug/L	0.28
Vinyl chloride	ND	1.0	ug/L	0.22
Xylenes (total)	ND	2.0	ug/L	0.28

SURROGATE	PERCENT RECOVERY	RECOVERY LIMITS
Dibromofluoromethane	120	(73 - 122)
1,2-Dichloroethane-d4	111	(61 - 128)
Toluene-d8	86	(76 - 110)
4-Bromofluorobenzene	76	(74 - 116)

Conestoga-Rovers & Associates, Inc.

Client Sample ID: GW-017324-111708-NH-023

GC/MS Semivolatiles

Lot-Sample #...: A8K180205-001 **Work Order #...:** K26FP1AC **Matrix.....:** WG
Date Sampled...: 11/17/08 13:06 **Date Received..:** 11/18/08
Prep Date.....: 11/19/08 **Analysis Date..:** 11/21/08
Prep Batch #...: 8324044
Dilution Factor: 1 **Method.....:** SW846 8270C

PARAMETER	RESULT	REPORTING LIMIT	UNITS	MDL
Acenaphthene	ND	0.20	ug/L	0.10
Acenaphthylene	ND	0.20	ug/L	0.10
Acetophenone	ND	1.0	ug/L	0.34
Anthracene	ND	0.20	ug/L	0.10
Atrazine	ND	1.0	ug/L	0.34
Benzo(a)anthracene	ND	0.20	ug/L	0.10
Benzo(a)pyrene	ND	0.20	ug/L	0.10
Benzo(b)fluoranthene	ND	0.20	ug/L	0.10
Benzo(ghi)perylene	ND	0.20	ug/L	0.10
Benzo(k)fluoranthene	ND	0.20	ug/L	0.10
Benzaldehyde	ND	1.0	ug/L	0.39
1,1'-Biphenyl	ND	1.0	ug/L	0.80
bis(2-Chloroethoxy) methane	ND	1.0	ug/L	0.32
bis(2-Chloroethyl)-ether	ND	1.0	ug/L	0.10
bis(2-Ethylhexyl) phthalate	ND	2.0	ug/L	0.80
4-Bromophenyl phenyl ether	ND	2.0	ug/L	0.80
Butyl benzyl phthalate	ND	1.0	ug/L	0.80
Caprolactam	ND	5.0	ug/L	0.80
Carbazole	ND	1.0	ug/L	0.28
4-Chloroaniline	ND	2.0	ug/L	0.80
4-Chloro-3-methylphenol	ND	2.0	ug/L	0.80
2-Chloronaphthalene	ND	1.0	ug/L	0.10
2-Chlorophenol	ND	1.0	ug/L	0.29
4-Chlorophenyl phenyl ether	ND	2.0	ug/L	0.30
Chrysene	ND	0.20	ug/L	0.10
Dibenz(a,h)anthracene	ND	0.20	ug/L	0.10
Dibenzofuran	ND	1.0	ug/L	0.10
3,3'-Dichlorobenzidine	ND	5.0	ug/L	0.37
2,4-Dichlorophenol	ND	2.0	ug/L	0.80
Diethyl phthalate	ND	1.0	ug/L	0.60
2,4-Dimethylphenol	ND	2.0	ug/L	0.80
Dimethyl phthalate	ND	1.0	ug/L	0.29
Di-n-butyl phthalate	ND	1.0	ug/L	0.67
4,6-Dinitro-2-methylphenol	ND	5.0	ug/L	2.4

(Continued on next page)

Conestoga-Rovers & Associates, Inc.

Client Sample ID: GW-017324-111708-NH-023

GC/MS Semivolatiles

Lot-Sample #...: A8K180205-001 **Work Order #...:** K26FP1AC **Matrix.....:** WG

PARAMETER	RESULT	REPORTING LIMIT	UNITS	MDL
2,4-Dinitrophenol	ND	5.0	ug/L	2.4
2,4-Dinitrotoluene	ND	5.0	ug/L	0.27
2,6-Dinitrotoluene	ND	5.0	ug/L	0.80
Di-n-octyl phthalate	ND	1.0	ug/L	0.80
Fluoranthene	ND	0.20	ug/L	0.10
Fluorene	ND	0.20	ug/L	0.10
Hexachlorobenzene	ND	0.20	ug/L	0.10
Hexachlorobutadiene	ND	1.0	ug/L	0.27
Hexachlorocyclopenta-diene	ND	10	ug/L	0.80
Hexachloroethane	ND	1.0	ug/L	0.80
Indeno(1,2,3-cd)pyrene	ND	0.20	ug/L	0.10
Isophorone	ND	1.0	ug/L	0.27
2-Methylnaphthalene	ND	0.20	ug/L	0.10
2-Methylphenol	ND	1.0	ug/L	0.80
4-Methylphenol	ND	1.0	ug/L	0.80
Naphthalene	ND	0.20	ug/L	0.10
2-Nitroaniline	ND	2.0	ug/L	0.80
3-Nitroaniline	ND	2.0	ug/L	0.28
4-Nitroaniline	ND	2.0	ug/L	0.80
Nitrobenzene	ND	1.0	ug/L	0.040
2-Nitrophenol	ND	2.0	ug/L	0.28
4-Nitrophenol	ND	5.0	ug/L	2.4
N-Nitrosodi-n-propyl-amine	ND	1.0	ug/L	0.80
N-Nitrosodiphenylamine	ND	1.0	ug/L	0.31
2,2'-oxybis (1-Chloropropane)	ND	1.0	ug/L	0.40
Pentachlorophenol	ND	5.0	ug/L	2.4
Phenanthrene	ND	0.20	ug/L	0.10
Phenol	ND	1.0	ug/L	0.60
Pyrene	ND	0.20	ug/L	0.10
2,4,5-Trichloro-phenol	ND	5.0	ug/L	0.30
2,4,6-Trichloro-phenol	ND	5.0	ug/L	0.80

SURROGATE	PERCENT RECOVERY	RECOVERY LIMITS
Nitrobenzene-d5	76	(27 - 111)
2-Fluorobiphenyl	54	(28 - 110)
Terphenyl-d14	94	(37 - 119)
Phenol-d5	58	(10 - 110)
2-Fluorophenol	61	(10 - 110)
2,4,6-Tribromophenol	30	(22 - 120)

Conestoga-Rovers & Associates, Inc.

Client Sample ID: GW-017324-111708-NH-023

TOTAL Metals

Lot-Sample #...: A8K180205-001 **Matrix.....:** WG
Date Sampled...: 11/17/08 13:06 **Date Received..:** 11/18/08

PARAMETER	RESULT	REPORTING LIMIT	UNITS	METHOD	PREPARATION-ANALYSIS DATE	WORK ORDER #
Prep Batch #...: 8324013						
Arsenic	ND	10.0	ug/L	SW846 6010B	11/19-11/22/08	K26FP1AH
		Dilution Factor: 1		MDL.....: 3.2		
Barium	ND	200	ug/L	SW846 6010B	11/19-11/22/08	K26FP1AD
		Dilution Factor: 1		MDL.....: 0.67		
Cadmium	**5.4**	**5.0**	**ug/L**	**SW846 6010B**	**11/19-11/22/08**	**K26FP1AE**
		Dilution Factor: 1		MDL.....: 0.66		
Lead	**128**	**3.0**	**ug/L**	**SW846 6010B**	**11/19-11/22/08**	**K26FP1AJ**
		Dilution Factor: 1		MDL.....: 1.9		
Chromium	ND	10.0	ug/L	SW846 6010B	11/19-11/22/08	K26FP1AF
		Dilution Factor: 1		MDL.....: 2.2		
Selenium	ND	5.0	ug/L	SW846 6010B	11/19-11/22/08	K26FP1AK
		Dilution Factor: 1		MDL.....: 4.1		
Silver	ND	10.0	ug/L	SW846 6010B	11/19-11/22/08	K26FP1AG
		Dilution Factor: 1		MDL.....: 2.2		
Mercury	ND	0.20	ug/L	SW846 7470A	11/19-11/20/08	K26FP1AL
		Dilution Factor: 1		MDL.....: 0.12		

Conestoga-Rovers & Associates, Inc.

Client Sample ID: GW-017324-111708-NH-023

DISSOLVED Metals

Lot-Sample #...: A8K180205-001 **Matrix.....:** WG
Date Sampled...: 11/17/08 13:06 **Date Received..:** 11/18/08

PARAMETER	RESULT	REPORTING LIMIT	UNITS	METHOD	PREPARATION-ANALYSIS DATE	WORK ORDER #
Prep Batch #...: 8324013						
Arsenic	ND	10.0	ug/L	SW846 6010B	11/19-11/22/08	K26FP1AR
		Dilution Factor: 1		MDL.....: 3.2		
Barium	ND	200	ug/L	SW846 6010B	11/19-11/22/08	K26FP1AM
		Dilution Factor: 1		MDL.....: 0.67		
Cadmium	ND	5.0	ug/L	SW846 6010B	11/19-11/22/08	K26FP1AN
		Dilution Factor: 1		MDL.....: 0.66		
Lead	ND	3.0	ug/L	SW846 6010B	11/19-11/22/08	K26FP1AT
		Dilution Factor: 1		MDL.....: 1.9		
Chromium	ND	10.0	ug/L	SW846 6010B	11/19-11/22/08	K26FP1AP
		Dilution Factor: 1		MDL.....: 2.2		
Selenium	ND	5.0	ug/L	SW846 6010B	11/19-11/22/08	K26FP1AU
		Dilution Factor: 1		MDL.....: 4.1		
Silver	ND	10.0	ug/L	SW846 6010B	11/19-11/22/08	K26FP1AQ
		Dilution Factor: 1		MDL.....: 2.2		
Mercury	ND	0.20	ug/L	SW846 7470A	11/19-11/20/08	K26FP1AV
		Dilution Factor: 1		MDL.....: 0.12		

Conestoga-Rovers & Associates, Inc.

Client Sample ID: GW-017324-111708-NH-024

GC/MS Volatiles

Lot-Sample #...: A8K180205-002 **Work Order #...:** K26G71AA **Matrix.....:** WG
Date Sampled...: 11/17/08 14:45 **Date Received..:** 11/18/08
Prep Date.....: 11/26/08 **Analysis Date..:** 11/26/08
Prep Batch #...: 8331162
Dilution Factor: 1 **Method.....:** SW846 8260B

PARAMETER	RESULT	REPORTING LIMIT	UNITS	MDL
Acetone	ND	10	ug/L	1.1
Benzene	ND	1.0	ug/L	0.13
Bromodichloromethane	ND	1.0	ug/L	0.15
Bromoform	ND	1.0	ug/L	0.64
Bromomethane	ND	1.0	ug/L	0.41
2-Butanone	ND	10	ug/L	0.57
Carbon disulfide	ND	1.0	ug/L	0.13
Carbon tetrachloride	ND	1.0	ug/L	0.13
Chlorobenzene	ND	1.0	ug/L	0.15
Chloroethane	ND	1.0	ug/L	0.29
Chloroform	ND	1.0	ug/L	0.16
Chloromethane	ND	1.0	ug/L	0.30
Cyclohexane	ND	1.0	ug/L	0.12
Dibromochloromethane	ND	1.0	ug/L	0.18
1,2-Dibromo-3-chloro-propane	ND	2.0	ug/L	0.67
1,2-Dibromoethane	ND	1.0	ug/L	0.24
1,2-Dichlorobenzene	ND	1.0	ug/L	0.13
1,3-Dichlorobenzene	ND	1.0	ug/L	0.14
1,4-Dichlorobenzene	ND	1.0	ug/L	0.13
Dichlorodifluoromethane	ND	1.0	ug/L	0.31
1,1-Dichloroethane	ND	1.0	ug/L	0.15
1,2-Dichloroethane	ND	1.0	ug/L	0.22
1,1-Dichloroethene	ND	1.0	ug/L	0.19
cis-1,2-Dichloroethene	ND	1.0	ug/L	0.17
trans-1,2-Dichloroethene	ND	1.0	ug/L	0.19
1,2-Dichloropropane	ND	1.0	ug/L	0.18
cis-1,3-Dichloropropene	ND	1.0	ug/L	0.14
trans-1,3-Dichloropropene	ND	1.0	ug/L	0.19
Ethylbenzene	ND	1.0	ug/L	0.17
2-Hexanone	ND	10	ug/L	0.41
Isopropylbenzene	ND	1.0	ug/L	0.13
Methyl acetate	ND	10	ug/L	0.38
Methylene chloride	ND	1.0	ug/L	0.33
Methylcyclohexane	ND	1.0	ug/L	0.13
4-Methyl-2-pentanone	ND	10	ug/L	0.32
Methyl tert-butyl ether	ND	5.0	ug/L	0.17
Styrene	ND	1.0	ug/L	0.11
1,1,2,2-Tetrachloroethane	ND	1.0	ug/L	0.18

(Continued on next page)

Conestoga-Rovers & Associates, Inc.

Client Sample ID: GW-017324-111708-NH-024

GC/MS Volatiles

Lot-Sample #...: A8K180205-002 **Work Order #...:** K26G71AA **Matrix.....:** WG

PARAMETER	RESULT	REPORTING LIMIT	UNITS	MDL
Tetrachloroethene	ND	1.0	ug/L	0.29
Toluene	ND	1.0	ug/L	0.13
1,2,4-Trichloro-benzene	ND	1.0	ug/L	0.15
1,1,1-Trichloroethane	ND	1.0	ug/L	0.22
1,1,2-Trichloroethane	ND	1.0	ug/L	0.27
Trichloroethene	ND	1.0	ug/L	0.17
Trichlorofluoromethane	ND	1.0	ug/L	0.21
1,1,2-Trichloro-1,2,2-trifluoroethane	ND	1.0	ug/L	0.28
Vinyl chloride	ND	1.0	ug/L	0.22
Xylenes (total)	ND	2.0	ug/L	0.28

SURROGATE	PERCENT RECOVERY	RECOVERY LIMITS
Dibromofluoromethane	123 *	(73 - 122)
1,2-Dichloroethane-d4	111	(61 - 128)
Toluene-d8	87	(76 - 110)
4-Bromofluorobenzene	76	(74 - 116)

NOTE(S):

* Surrogate recovery is outside stated control limits.

Conestoga-Rovers & Associates, Inc.

Client Sample ID: GW-017324-111708-NH-024

GC/MS Semivolatiles

Lot-Sample #...: A8K180205-002 **Work Order #...:** K26G71AC **Matrix.....:** WG
Date Sampled...: 11/17/08 14:45 **Date Received..:** 11/18/08
Prep Date.....: 11/19/08 **Analysis Date..:** 11/21/08
Prep Batch #...: 8324044
Dilution Factor: 1 **Method.....:** SW846 8270C

PARAMETER	RESULT	REPORTING LIMIT	UNITS	MDL
Acenaphthene	ND	0.20	ug/L	0.10
Acenaphthylene	ND	0.20	ug/L	0.10
Acetophenone	ND	1.0	ug/L	0.34
Anthracene	ND	0.20	ug/L	0.10
Atrazine	ND	1.0	ug/L	0.34
Benzo(a)anthracene	ND	0.20	ug/L	0.10
Benzo(a)pyrene	ND	0.20	ug/L	0.10
Benzo(b)fluoranthene	ND	0.20	ug/L	0.10
Benzo(ghi)perylene	ND	0.20	ug/L	0.10
Benzo(k)fluoranthene	ND	0.20	ug/L	0.10
Benzaldehyde	ND	1.0	ug/L	0.39
1,1'-Biphenyl	ND	1.0	ug/L	0.80
bis(2-Chloroethoxy) methane	ND	1.0	ug/L	0.32
bis(2-Chloroethyl)-ether	ND	1.0	ug/L	0.10
bis(2-Ethylhexyl) phthalate	ND	2.0	ug/L	0.80
4-Bromophenyl phenyl ether	ND	2.0	ug/L	0.80
Butyl benzyl phthalate	ND	1.0	ug/L	0.80
Caprolactam	ND	5.0	ug/L	0.80
Carbazole	ND	1.0	ug/L	0.28
4-Chloroaniline	ND	2.0	ug/L	0.80
4-Chloro-3-methylphenol	ND	2.0	ug/L	0.80
2-Chloronaphthalene	ND	1.0	ug/L	0.10
2-Chlorophenol	ND	1.0	ug/L	0.29
4-Chlorophenyl phenyl ether	ND	2.0	ug/L	0.30
Chrysene	ND	0.20	ug/L	0.10
Dibenz(a,h)anthracene	ND	0.20	ug/L	0.10
Dibenzofuran	ND	1.0	ug/L	0.10
3,3'-Dichlorobenzidine	ND	5.0	ug/L	0.37
2,4-Dichlorophenol	ND	2.0	ug/L	0.80
Diethyl phthalate	ND	1.0	ug/L	0.60
2,4-Dimethylphenol	ND	2.0	ug/L	0.80
Dimethyl phthalate	ND	1.0	ug/L	0.29
Di-n-butyl phthalate	ND	1.0	ug/L	0.67
4,6-Dinitro-2-methylphenol	ND	5.0	ug/L	2.4

(Continued on next page)

Conestoga-Rovers & Associates, Inc.

Client Sample ID: GW-017324-111708-NH-024

GC/MS Semivolatiles

Lot-Sample #...: A8K180205-002 **Work Order #...:** K26G71AC **Matrix.....:** WG

PARAMETER	RESULT	REPORTING LIMIT	UNITS	MDL
2,4-Dinitrophenol	ND	5.0	ug/L	2.4
2,4-Dinitrotoluene	ND	5.0	ug/L	0.27
2,6-Dinitrotoluene	ND	5.0	ug/L	0.80
Di-n-octyl phthalate	ND	1.0	ug/L	0.80
Fluoranthene	ND	0.20	ug/L	0.10
Fluorene	ND	0.20	ug/L	0.10
Hexachlorobenzene	ND	0.20	ug/L	0.10
Hexachlorobutadiene	ND	1.0	ug/L	0.27
Hexachlorocyclopenta-diene	ND	10	ug/L	0.80
Hexachloroethane	ND	1.0	ug/L	0.80
Indeno(1,2,3-cd)pyrene	ND	0.20	ug/L	0.10
Isophorone	ND	1.0	ug/L	0.27
2-Methylnaphthalene	ND	0.20	ug/L	0.10
2-Methylphenol	ND	1.0	ug/L	0.80
4-Methylphenol	ND	1.0	ug/L	0.80
Naphthalene	ND	0.20	ug/L	0.10
2-Nitroaniline	ND	2.0	ug/L	0.80
3-Nitroaniline	ND	2.0	ug/L	0.28
4-Nitroaniline	ND	2.0	ug/L	0.80
Nitrobenzene	ND	1.0	ug/L	0.040
2-Nitrophenol	ND	2.0	ug/L	0.28
4-Nitrophenol	ND	5.0	ug/L	2.4
N-Nitrosodi-n-propyl-amine	ND	1.0	ug/L	0.80
N-Nitrosodiphenylamine	ND	1.0	ug/L	0.31
2,2'-oxybis (1-Chloropropane)	ND	1.0	ug/L	0.40
Pentachlorophenol	ND	5.0	ug/L	2.4
Phenanthrene	ND	0.20	ug/L	0.10
Phenol	ND	1.0	ug/L	0.60
Pyrene	ND	0.20	ug/L	0.10
2,4,5-Trichloro-phenol	ND	5.0	ug/L	0.30
2,4,6-Trichloro-phenol	ND	5.0	ug/L	0.80

SURROGATE	PERCENT RECOVERY	RECOVERY LIMITS
Nitrobenzene-d5	79	(27 - 111)
2-Fluorobiphenyl	59	(28 - 110)
Terphenyl-d14	101	(37 - 119)
Phenol-d5	67	(10 - 110)
2-Fluorophenol	75	(10 - 110)
2,4,6-Tribromophenol	37	(22 - 120)

Conestoga-Rovers & Associates, Inc.

Client Sample ID: GW-017324-111708-NH-024

TOTAL Metals

Lot-Sample #...: A8K180205-002 **Matrix.....:** WG
Date Sampled...: 11/17/08 14:45 **Date Received..:** 11/18/08

PARAMETER	RESULT	REPORTING LIMIT	UNITS	METHOD	PREPARATION-ANALYSIS DATE	WORK ORDER #
Prep Batch #...: 8324013						
Arsenic	ND	10.0	ug/L	SW846 6010B	11/19-11/22/08	K26G71AH
		Dilution Factor: 1		MDL.....: 3.2		
Barium	ND	200	ug/L	SW846 6010B	11/19-11/22/08	K26G71AD
		Dilution Factor: 1		MDL.....: 0.67		
Cadmium	ND	5.0	ug/L	SW846 6010B	11/19-11/22/08	K26G71AE
		Dilution Factor: 1		MDL.....: 0.66		
Lead	ND	3.0	ug/L	SW846 6010B	11/19-11/22/08	K26G71AJ
		Dilution Factor: 1		MDL.....: 1.9		
Chromium	ND	10.0	ug/L	SW846 6010B	11/19-11/22/08	K26G71AF
		Dilution Factor: 1		MDL.....: 2.2		
Selenium	ND	5.0	ug/L	SW846 6010B	11/19-11/22/08	K26G71AK
		Dilution Factor: 1		MDL.....: 4.1		
Silver	ND	10.0	ug/L	SW846 6010B	11/19-11/22/08	K26G71AG
		Dilution Factor: 1		MDL.....: 2.2		
Mercury	ND	0.20	ug/L	SW846 7470A	11/19-11/20/08	K26G71AL
		Dilution Factor: 1		MDL.....: 0.12		

Conestoga-Rovers & Associates, Inc.

Client Sample ID: GW-017324-111708-NH-024

DISSOLVED Metals

Lot-Sample #...: A8K180205-002 **Matrix.....:** WG
Date Sampled...: 11/17/08 14:45 **Date Received..:** 11/18/08

PARAMETER	RESULT	REPORTING LIMIT	UNITS	METHOD	PREPARATION-ANALYSIS DATE	WORK ORDER #
Prep Batch #...: 8324013						
Arsenic	ND	10.0	ug/L	SW846 6010B	11/19-11/22/08	K26G71AR
		Dilution Factor: 1		MDL.....: 3.2		
Barium	ND	200	ug/L	SW846 6010B	11/19-11/22/08	K26G71AM
		Dilution Factor: 1		MDL.....: 0.67		
Cadmium	ND	5.0	ug/L	SW846 6010B	11/19-11/22/08	K26G71AN
		Dilution Factor: 1		MDL.....: 0.66		
Lead	ND	3.0	ug/L	SW846 6010B	11/19-11/22/08	K26G71AT
		Dilution Factor: 1		MDL.....: 1.9		
Chromium	ND	10.0	ug/L	SW846 6010B	11/19-11/22/08	K26G71AP
		Dilution Factor: 1		MDL.....: 2.2		
Selenium	ND	5.0	ug/L	SW846 6010B	11/19-11/22/08	K26G71AU
		Dilution Factor: 1		MDL.....: 4.1		
Silver	ND	10.0	ug/L	SW846 6010B	11/19-11/22/08	K26G71AQ
		Dilution Factor: 1		MDL.....: 2.2		
Mercury	ND	0.20	ug/L	SW846 7470A	11/19-11/20/08	K26G71AV
		Dilution Factor: 1		MDL.....: 0.12		

Conestoga-Rovers & Associates, Inc.

Client Sample ID: GW-017324-111708-NH-025

GC/MS Volatiles

Lot-Sample #...: A8K180205-003 **Work Order #...:** K26HN1AA **Matrix.....:** WG
Date Sampled...: 11/17/08 14:50 **Date Received..:** 11/18/08
Prep Date.....: 11/26/08 **Analysis Date..:** 11/26/08
Prep Batch #...: 8331162
Dilution Factor: 1 **Method.....:** SW846 8260B

PARAMETER	RESULT	REPORTING LIMIT	UNITS	MDL
Acetone	ND	10	ug/L	1.1
Benzene	ND	1.0	ug/L	0.13
Bromodichloromethane	ND	1.0	ug/L	0.15
Bromoform	ND	1.0	ug/L	0.64
Bromomethane	ND	1.0	ug/L	0.41
2-Butanone	ND	10	ug/L	0.57
Carbon disulfide	ND	1.0	ug/L	0.13
Carbon tetrachloride	ND	1.0	ug/L	0.13
Chlorobenzene	ND	1.0	ug/L	0.15
Chloroethane	ND	1.0	ug/L	0.29
Chloroform	ND	1.0	ug/L	0.16
Chloromethane	ND	1.0	ug/L	0.30
Cyclohexane	ND	1.0	ug/L	0.12
Dibromochloromethane	ND	1.0	ug/L	0.18
1,2-Dibromo-3-chloro-propane	ND	2.0	ug/L	0.67
1,2-Dibromoethane	ND	1.0	ug/L	0.24
1,2-Dichlorobenzene	ND	1.0	ug/L	0.13
1,3-Dichlorobenzene	ND	1.0	ug/L	0.14
1,4-Dichlorobenzene	ND	1.0	ug/L	0.13
Dichlorodifluoromethane	ND	1.0	ug/L	0.31
1,1-Dichloroethane	ND	1.0	ug/L	0.15
1,2-Dichloroethane	ND	1.0	ug/L	0.22
1,1-Dichloroethene	ND	1.0	ug/L	0.19
cis-1,2-Dichloroethene	ND	1.0	ug/L	0.17
trans-1,2-Dichloroethene	ND	1.0	ug/L	0.19
1,2-Dichloropropane	ND	1.0	ug/L	0.18
cis-1,3-Dichloropropene	ND	1.0	ug/L	0.14
trans-1,3-Dichloropropene	ND	1.0	ug/L	0.19
Ethylbenzene	ND	1.0	ug/L	0.17
2-Hexanone	ND	10	ug/L	0.41
Isopropylbenzene	ND	1.0	ug/L	0.13
Methyl acetate	ND	10	ug/L	0.38
Methylene chloride	ND	1.0	ug/L	0.33
Methylcyclohexane	ND	1.0	ug/L	0.13
4-Methyl-2-pentanone	ND	10	ug/L	0.32
Methyl tert-butyl ether	ND	5.0	ug/L	0.17
Styrene	ND	1.0	ug/L	0.11
1,1,2,2-Tetrachloroethane	ND	1.0	ug/L	0.18

(Continued on next page)

Conestoga-Rovers & Associates, Inc.

Client Sample ID: GW-017324-111708-NH-025

GC/MS Volatiles

Lot-Sample #...: A8K180205-003 **Work Order #...:** K26HN1AA **Matrix.....:** WG

PARAMETER	RESULT	REPORTING LIMIT	UNITS	MDL
Tetrachloroethene	ND	1.0	ug/L	0.29
Toluene	ND	1.0	ug/L	0.13
1,2,4-Trichloro-benzene	ND	1.0	ug/L	0.15
1,1,1-Trichloroethane	ND	1.0	ug/L	0.22
1,1,2-Trichloroethane	ND	1.0	ug/L	0.27
Trichloroethene	ND	1.0	ug/L	0.17
Trichlorofluoromethane	ND	1.0	ug/L	0.21
1,1,2-Trichloro-1,2,2-trifluoroethane	ND	1.0	ug/L	0.28
Vinyl chloride	ND	1.0	ug/L	0.22
Xylenes (total)	ND	2.0	ug/L	0.28

SURROGATE	PERCENT RECOVERY	RECOVERY LIMITS
Dibromofluoromethane	122	(73 - 122)
1,2-Dichloroethane-d4	110	(61 - 128)
Toluene-d8	86	(76 - 110)
4-Bromofluorobenzene	74	(74 - 116)

Conestoga-Rovers & Associates, Inc.

Client Sample ID: GW-017324-111708-NH-025

GC/MS Semivolatiles

Lot-Sample #...: A8K180205-003 **Work Order #...:** K26HN1AC **Matrix.....:** WG
Date Sampled...: 11/17/08 14:50 **Date Received..:** 11/18/08
Prep Date.....: 11/19/08 **Analysis Date..:** 11/21/08
Prep Batch #...: 8324044
Dilution Factor: 1 **Method.....:** SW846 8270C

PARAMETER	RESULT	REPORTING LIMIT	UNITS	MDL
Acenaphthene	ND	0.20	ug/L	0.10
Acenaphthylene	ND	0.20	ug/L	0.10
Acetophenone	ND	1.0	ug/L	0.34
Anthracene	ND	0.20	ug/L	0.10
Atrazine	ND	1.0	ug/L	0.34
Benzo(a)anthracene	ND	0.20	ug/L	0.10
Benzo(a)pyrene	ND	0.20	ug/L	0.10
Benzo(b)fluoranthene	ND	0.20	ug/L	0.10
Benzo(ghi)perylene	ND	0.20	ug/L	0.10
Benzo(k)fluoranthene	ND	0.20	ug/L	0.10
Benzaldehyde	ND	1.0	ug/L	0.39
1,1'-Biphenyl	ND	1.0	ug/L	0.80
bis(2-Chloroethoxy) methane	ND	1.0	ug/L	0.32
bis(2-Chloroethyl)-ether	ND	1.0	ug/L	0.10
bis(2-Ethylhexyl) phthalate	ND	2.0	ug/L	0.80
4-Bromophenyl phenyl ether	ND	2.0	ug/L	0.80
Butyl benzyl phthalate	ND	1.0	ug/L	0.80
Caprolactam	ND	5.0	ug/L	0.80
Carbazole	ND	1.0	ug/L	0.28
4-Chloroaniline	ND	2.0	ug/L	0.80
4-Chloro-3-methylphenol	ND	2.0	ug/L	0.80
2-Chloronaphthalene	ND	1.0	ug/L	0.10
2-Chlorophenol	ND	1.0	ug/L	0.29
4-Chlorophenyl phenyl ether	ND	2.0	ug/L	0.30
Chrysene	ND	0.20	ug/L	0.10
Dibenz(a,h)anthracene	ND	0.20	ug/L	0.10
Dibenzofuran	ND	1.0	ug/L	0.10
3,3'-Dichlorobenzidine	ND	5.0	ug/L	0.37
2,4-Dichlorophenol	ND	2.0	ug/L	0.80
Diethyl phthalate	ND	1.0	ug/L	0.60
2,4-Dimethylphenol	ND	2.0	ug/L	0.80
Dimethyl phthalate	ND	1.0	ug/L	0.29
Di-n-butyl phthalate	ND	1.0	ug/L	0.67
4,6-Dinitro-2-methylphenol	ND	5.0	ug/L	2.4

(Continued on next page)

Conestoga-Rovers & Associates, Inc.

Client Sample ID: GW-017324-111708-NH-025

GC/MS Semivolatiles

Lot-Sample #...: A8K180205-003 **Work Order #...:** K26HN1AC **Matrix.....:** WG

PARAMETER	RESULT	REPORTING LIMIT	UNITS	MDL
2,4-Dinitrophenol	ND	5.0	ug/L	2.4
2,4-Dinitrotoluene	ND	5.0	ug/L	0.27
2,6-Dinitrotoluene	ND	5.0	ug/L	0.80
Di-n-octyl phthalate	ND	1.0	ug/L	0.80
Fluoranthene	ND	0.20	ug/L	0.10
Fluorene	ND	0.20	ug/L	0.10
Hexachlorobenzene	ND	0.20	ug/L	0.10
Hexachlorobutadiene	ND	1.0	ug/L	0.27
Hexachlorocyclopenta-diene	ND	10	ug/L	0.80
Hexachloroethane	ND	1.0	ug/L	0.80
Indeno(1,2,3-cd)pyrene	ND	0.20	ug/L	0.10
Isophorone	ND	1.0	ug/L	0.27
2-Methylnaphthalene	ND	0.20	ug/L	0.10
2-Methylphenol	ND	1.0	ug/L	0.80
4-Methylphenol	ND	1.0	ug/L	0.80
Naphthalene	ND	0.20	ug/L	0.10
2-Nitroaniline	ND	2.0	ug/L	0.80
3-Nitroaniline	ND	2.0	ug/L	0.28
4-Nitroaniline	ND	2.0	ug/L	0.80
Nitrobenzene	ND	1.0	ug/L	0.040
2-Nitrophenol	ND	2.0	ug/L	0.28
4-Nitrophenol	ND	5.0	ug/L	2.4
N-Nitrosodi-n-propyl-amine	ND	1.0	ug/L	0.80
N-Nitrosodiphenylamine	ND	1.0	ug/L	0.31
2,2'-oxybis (1-Chloropropane)	ND	1.0	ug/L	0.40
Pentachlorophenol	ND	5.0	ug/L	2.4
Phenanthrene	ND	0.20	ug/L	0.10
Phenol	ND	1.0	ug/L	0.60
Pyrene	ND	0.20	ug/L	0.10
2,4,5-Trichloro-phenol	ND	5.0	ug/L	0.30
2,4,6-Trichloro-phenol	ND	5.0	ug/L	0.80

SURROGATE	PERCENT RECOVERY	RECOVERY LIMITS
Nitrobenzene-d5	72	(27 - 111)
2-Fluorobiphenyl	59	(28 - 110)
Terphenyl-d14	97	(37 - 119)
Phenol-d5	62	(10 - 110)
2-Fluorophenol	67	(10 - 110)
2,4,6-Tribromophenol	31	(22 - 120)

Conestoga-Rovers & Associates, Inc.

Client Sample ID: GW-017324-111708-NH-025

TOTAL Metals

Lot-Sample #...: A8K180205-003 **Matrix.....:** WG
Date Sampled...: 11/17/08 14:50 **Date Received..:** 11/18/08

PARAMETER	RESULT	REPORTING LIMIT	UNITS	METHOD	PREPARATION-ANALYSIS DATE	WORK ORDER #
Prep Batch #...: 8324013						
Arsenic	ND	10.0	ug/L	SW846 6010B	11/19-11/22/08	K26HN1AH
		Dilution Factor: 1		MDL.....: 3.2		
Barium	ND	200	ug/L	SW846 6010B	11/19-11/22/08	K26HN1AD
		Dilution Factor: 1		MDL.....: 0.67		
Cadmium	ND	5.0	ug/L	SW846 6010B	11/19-11/22/08	K26HN1AE
		Dilution Factor: 1		MDL.....: 0.66		
Lead	ND	3.0	ug/L	SW846 6010B	11/19-11/22/08	K26HN1AJ
		Dilution Factor: 1		MDL.....: 1.9		
Chromium	ND	10.0	ug/L	SW846 6010B	11/19-11/22/08	K26HN1AF
		Dilution Factor: 1		MDL.....: 2.2		
Selenium	ND	5.0	ug/L	SW846 6010B	11/19-11/22/08	K26HN1AK
		Dilution Factor: 1		MDL.....: 4.1		
Silver	ND	10.0	ug/L	SW846 6010B	11/19-11/22/08	K26HN1AG
		Dilution Factor: 1		MDL.....: 2.2		
Mercury	ND	0.20	ug/L	SW846 7470A	11/19-11/20/08	K26HN1AL
		Dilution Factor: 1		MDL.....: 0.12		

Conestoga-Rovers & Associates, Inc.

Client Sample ID: GW-017324-111708-NH-025

DISSOLVED Metals

Lot-Sample #...: A8K180205-003 **Matrix.....:** WG
Date Sampled...: 11/17/08 14:50 **Date Received..:** 11/18/08

PARAMETER	RESULT	REPORTING LIMIT	UNITS	METHOD	PREPARATION-ANALYSIS DATE	WORK ORDER #
Prep Batch #...: 8324013						
Arsenic	ND	10.0	ug/L	SW846 6010B	11/19-11/22/08	K26HN1AR
		Dilution Factor: 1		MDL.....: 3.2		
Barium	ND	200	ug/L	SW846 6010B	11/19-11/22/08	K26HN1AM
		Dilution Factor: 1		MDL.....: 0.67		
Cadmium	ND	5.0	ug/L	SW846 6010B	11/19-11/22/08	K26HN1AN
		Dilution Factor: 1		MDL.....: 0.66		
Lead	ND	3.0	ug/L	SW846 6010B	11/19-11/22/08	K26HN1AT
		Dilution Factor: 1		MDL.....: 1.9		
Chromium	ND	10.0	ug/L	SW846 6010B	11/19-11/22/08	K26HN1AP
		Dilution Factor: 1		MDL.....: 2.2		
Selenium	ND	5.0	ug/L	SW846 6010B	11/19-11/22/08	K26HN1AU
		Dilution Factor: 1		MDL.....: 4.1		
Silver	ND	10.0	ug/L	SW846 6010B	11/19-11/22/08	K26HN1AQ
		Dilution Factor: 1		MDL.....: 2.2		
Mercury	ND	0.20	ug/L	SW846 7470A	11/19-11/20/08	K26HN1AV
		Dilution Factor: 1		MDL.....: 0.12		

Conestoga-Rovers & Associates, Inc.

Client Sample ID: GW-017324-111708-NH-026

GC/MS Volatiles

Lot-Sample #...: A8K180205-004 **Work Order #...:** K26HV1AA **Matrix.....:** WG
Date Sampled...: 11/17/08 16:20 **Date Received..:** 11/18/08
Prep Date.....: 11/26/08 **Analysis Date..:** 11/26/08
Prep Batch #...: 8333075
Dilution Factor: 666.67 **Method.....:** SW846 8260B

PARAMETER	RESULT	REPORTING LIMIT	UNITS	MDL
Acetone	ND	6700	ug/L	730
Benzene	ND	670	ug/L	87
Bromodichloromethane	ND	670	ug/L	100
Bromoform	ND	670	ug/L	430
Bromomethane	ND	670	ug/L	270
2-Butanone	ND	6700	ug/L	380
Carbon disulfide	ND	670	ug/L	87
Carbon tetrachloride	ND	670	ug/L	87
Chlorobenzene	ND	670	ug/L	100
Chloroethane	ND	670	ug/L	190
Chloroform	ND	670	ug/L	110
Chloromethane	ND	670	ug/L	200
Cyclohexane	ND	670	ug/L	80
Dibromochloromethane	ND	670	ug/L	120
1,2-Dibromo-3-chloro-propane	ND	1300	ug/L	450
1,2-Dibromoethane	ND	670	ug/L	160
1,2-Dichlorobenzene	ND	670	ug/L	87
1,3-Dichlorobenzene	ND	670	ug/L	93
1,4-Dichlorobenzene	ND	670	ug/L	87
Dichlorodifluoromethane	ND	670	ug/L	210
1,1-Dichloroethane	ND	670	ug/L	100
1,2-Dichloroethane	ND	670	ug/L	150
1,1-Dichloroethene	ND	670	ug/L	130
cis-1,2-Dichloroethene	ND	670	ug/L	110
trans-1,2-Dichloroethene	ND	670	ug/L	130
1,2-Dichloropropane	ND	670	ug/L	120
cis-1,3-Dichloropropene	ND	670	ug/L	93
trans-1,3-Dichloropropene	ND	670	ug/L	130
Ethylbenzene	ND	670	ug/L	110
2-Hexanone	ND	6700	ug/L	270
Isopropylbenzene	ND	670	ug/L	87
Methyl acetate	ND	6700	ug/L	250
Methylene chloride	ND	670	ug/L	220
Methylcyclohexane	ND	670	ug/L	87
4-Methyl-2-pentanone	ND	6700	ug/L	210
Methyl tert-butyl ether	ND	3300	ug/L	110
Styrene	ND	670	ug/L	73
1,1,2,2-Tetrachloroethane	ND	670	ug/L	120

(Continued on next page)

Conestoga-Rovers & Associates, Inc.

Client Sample ID: GW-017324-111708-NH-026

GC/MS Volatiles

Lot-Sample #...: A8K180205-004 **Work Order #...:** K26HV1AA **Matrix.....:** WG

PARAMETER	RESULT	REPORTING LIMIT	UNITS	MDL
Tetrachloroethene	**17000**	**670**	**ug/L**	**190**
Toluene	ND	670	ug/L	87
1,2,4-Trichloro-benzene	ND	670	ug/L	100
1,1,1-Trichloroethane	ND	670	ug/L	150
1,1,2-Trichloroethane	ND	670	ug/L	180
Trichloroethene	ND	670	ug/L	110
Trichlorofluoromethane	ND	670	ug/L	140
1,1,2-Trichloro-1,2,2-trifluoroethane	ND	670	ug/L	190
Vinyl chloride	ND	670	ug/L	150
Xylenes (total)	ND	1300	ug/L	190

SURROGATE	PERCENT RECOVERY	RECOVERY LIMITS
Dibromofluoromethane	98	(73 - 122)
1,2-Dichloroethane-d4	88	(61 - 128)
Toluene-d8	89	(76 - 110)
4-Bromofluorobenzene	82	(74 - 116)

Conestoga-Rovers & Associates, Inc.

Client Sample ID: GW-017324-111708-NH-026

GC/MS Semivolatiles

Lot-Sample #...: A8K180205-004 **Work Order #...:** K26HV1AE **Matrix.....:** WG
Date Sampled...: 11/17/08 16:20 **Date Received..:** 11/18/08
Prep Date.....: 11/19/08 **Analysis Date..:** 11/21/08
Prep Batch #...: 8324044
Dilution Factor: 1 **Method.....:** SW846 8270C

PARAMETER	RESULT	REPORTING LIMIT	UNITS	MDL
Acenaphthene	ND	0.20	ug/L	0.10
Acenaphthylene	ND	0.20	ug/L	0.10
Acetophenone	ND	1.0	ug/L	0.34
Anthracene	ND	0.20	ug/L	0.10
Atrazine	ND	1.0	ug/L	0.34
Benzo(a)anthracene	ND	0.20	ug/L	0.10
Benzo(a)pyrene	ND	0.20	ug/L	0.10
Benzo(b)fluoranthene	ND	0.20	ug/L	0.10
Benzo(ghi)perylene	ND	0.20	ug/L	0.10
Benzo(k)fluoranthene	ND	0.20	ug/L	0.10
Benzaldehyde	ND	1.0	ug/L	0.39
1,1'-Biphenyl	ND	1.0	ug/L	0.80
bis(2-Chloroethoxy) methane	ND	1.0	ug/L	0.32
bis(2-Chloroethyl)-ether	ND	1.0	ug/L	0.10
bis(2-Ethylhexyl) phthalate	ND	2.0	ug/L	0.80
4-Bromophenyl phenyl ether	ND	2.0	ug/L	0.80
Butyl benzyl phthalate	ND	1.0	ug/L	0.80
Caprolactam	ND	5.0	ug/L	0.80
Carbazole	ND	1.0	ug/L	0.28
4-Chloroaniline	ND	2.0	ug/L	0.80
4-Chloro-3-methylphenol	ND	2.0	ug/L	0.80
2-Chloronaphthalene	ND	1.0	ug/L	0.10
2-Chlorophenol	ND	1.0	ug/L	0.29
4-Chlorophenyl phenyl ether	ND	2.0	ug/L	0.30
Chrysene	ND	0.20	ug/L	0.10
Dibenz(a,h)anthracene	ND	0.20	ug/L	0.10
Dibenzofuran	ND	1.0	ug/L	0.10
3,3'-Dichlorobenzidine	ND	5.0	ug/L	0.37
2,4-Dichlorophenol	ND	2.0	ug/L	0.80
Diethyl phthalate	ND	1.0	ug/L	0.60
2,4-Dimethylphenol	ND	2.0	ug/L	0.80
Dimethyl phthalate	ND	1.0	ug/L	0.29
Di-n-butyl phthalate	ND	1.0	ug/L	0.67
4,6-Dinitro-2-methylphenol	ND	5.0	ug/L	2.4

(Continued on next page)

Conestoga-Rovers & Associates, Inc.

Client Sample ID: GW-017324-111708-NH-026

GC/MS Semivolatiles

Lot-Sample #...: A8K180205-004 **Work Order #...:** K26HV1AE **Matrix.....:** WG

PARAMETER	RESULT	REPORTING LIMIT	UNITS	MDL
2,4-Dinitrophenol	ND	5.0	ug/L	2.4
2,4-Dinitrotoluene	ND	5.0	ug/L	0.27
2,6-Dinitrotoluene	ND	5.0	ug/L	0.80
Di-n-octyl phthalate	ND	1.0	ug/L	0.80
Fluoranthene	ND	0.20	ug/L	0.10
Fluorene	ND	0.20	ug/L	0.10
Hexachlorobenzene	ND	0.20	ug/L	0.10
Hexachlorobutadiene	ND	1.0	ug/L	0.27
Hexachlorocyclopenta-diene	ND	10	ug/L	0.80
Hexachloroethane	ND	1.0	ug/L	0.80
Indeno(1,2,3-cd)pyrene	ND	0.20	ug/L	0.10
Isophorone	ND	1.0	ug/L	0.27
2-Methylnaphthalene	ND	0.20	ug/L	0.10
2-Methylphenol	ND	1.0	ug/L	0.80
4-Methylphenol	ND	1.0	ug/L	0.80
Naphthalene	ND	0.20	ug/L	0.10
2-Nitroaniline	ND	2.0	ug/L	0.80
3-Nitroaniline	ND	2.0	ug/L	0.28
4-Nitroaniline	ND	2.0	ug/L	0.80
Nitrobenzene	ND	1.0	ug/L	0.040
2-Nitrophenol	ND	2.0	ug/L	0.28
4-Nitrophenol	ND	5.0	ug/L	2.4
N-Nitrosodi-n-propyl-amine	ND	1.0	ug/L	0.80
N-Nitrosodiphenylamine	ND	1.0	ug/L	0.31
2,2'-oxybis (1-Chloropropane)	ND	1.0	ug/L	0.40
Pentachlorophenol	ND	5.0	ug/L	2.4
Phenanthrene	ND	0.20	ug/L	0.10
Phenol	ND	1.0	ug/L	0.60
Pyrene	ND	0.20	ug/L	0.10
2,4,5-Trichloro-phenol	ND	5.0	ug/L	0.30
2,4,6-Trichloro-phenol	ND	5.0	ug/L	0.80

SURROGATE	PERCENT RECOVERY	RECOVERY LIMITS
Nitrobenzene-d5	77	(27 - 111)
2-Fluorobiphenyl	60	(28 - 110)
Terphenyl-d14	103	(37 - 119)
Phenol-d5	68	(10 - 110)
2-Fluorophenol	72	(10 - 110)
2,4,6-Tribromophenol	44	(22 - 120)

Conestoga-Rovers & Associates, Inc.

Client Sample ID: GW-017324-111708-NH-026

TOTAL Metals

Lot-Sample #...: A8K180205-004 **Matrix.....:** WG
Date Sampled...: 11/17/08 16:20 **Date Received..:** 11/18/08

PARAMETER	RESULT	REPORTING LIMIT	UNITS	METHOD	PREPARATION-ANALYSIS DATE	WORK ORDER #
Prep Batch #...: 8324013						
Arsenic	ND	10.0	ug/L	SW846 6010B	11/19-11/22/08	K26HV1AW
		Dilution Factor: 1		MDL.....: 3.2		
Barium	ND	200	ug/L	SW846 6010B	11/19-11/22/08	K26HV1AH
		Dilution Factor: 1		MDL.....: 0.67		
Cadmium	ND	5.0	ug/L	SW846 6010B	11/19-11/22/08	K26HV1AL
		Dilution Factor: 1		MDL.....: 0.66		
Lead	ND	3.0	ug/L	SW846 6010B	11/19-11/22/08	K26HV1A1
		Dilution Factor: 1		MDL.....: 1.9		
Chromium	ND	10.0	ug/L	SW846 6010B	11/19-11/22/08	K26HV1AP
		Dilution Factor: 1		MDL.....: 2.2		
Selenium	ND	5.0	ug/L	SW846 6010B	11/19-11/22/08	K26HV1A4
		Dilution Factor: 1		MDL.....: 4.1		
Silver	ND	10.0	ug/L	SW846 6010B	11/19-11/22/08	K26HV1AT
		Dilution Factor: 1		MDL.....: 2.2		
Mercury	ND	0.20	ug/L	SW846 7470A	11/19-11/20/08	K26HV1A7
		Dilution Factor: 1		MDL.....: 0.12		

Conestoga-Rovers & Associates, Inc.

Client Sample ID: GW-017324-111708-NH-026

DISSOLVED Metals

Lot-Sample #...: A8K180205-004 **Matrix.....:** WG
Date Sampled...: 11/17/08 16:20 **Date Received..:** 11/18/08

PARAMETER	RESULT	REPORTING LIMIT	UNITS	METHOD	PREPARATION-ANALYSIS DATE	WORK ORDER #
Prep Batch #...: 8324013						
Arsenic	ND	10.0	ug/L	SW846 6010B	11/19-11/22/08	K26HV1CP
		Dilution Factor: 1		MDL.....: 3.2		
Barium	ND	200	ug/L	SW846 6010B	11/19-11/22/08	K26HV1CA
		Dilution Factor: 1		MDL.....: 0.67		
Cadmium	ND	5.0	ug/L	SW846 6010B	11/19-11/22/08	K26HV1CE
		Dilution Factor: 1		MDL.....: 0.66		
Lead	ND	3.0	ug/L	SW846 6010B	11/19-11/22/08	K26HV1CT
		Dilution Factor: 1		MDL.....: 1.9		
Chromium	ND	10.0	ug/L	SW846 6010B	11/19-11/22/08	K26HV1CH
		Dilution Factor: 1		MDL.....: 2.2		
Selenium	ND	5.0	ug/L	SW846 6010B	11/19-11/22/08	K26HV1CW
		Dilution Factor: 1		MDL.....: 4.1		
Silver	ND	10.0	ug/L	SW846 6010B	11/19-11/22/08	K26HV1CL
		Dilution Factor: 1		MDL.....: 2.2		
Mercury	ND	0.20	ug/L	SW846 7470A	11/19-11/20/08	K26HV1C1
		Dilution Factor: 1		MDL.....: 0.12		

Conestoga-Rovers & Associates, Inc.

Client Sample ID: GW-017324-111708-NH-027

GC/MS Volatiles

Lot-Sample #...: A8K180205-005 **Work Order #...:** K26H41AA **Matrix.....:** WG
Date Sampled...: 11/17/08 18:05 **Date Received..:** 11/18/08
Prep Date.....: 11/26/08 **Analysis Date..:** 11/26/08
Prep Batch #...: 8333075
Dilution Factor: 500 **Method.....:** SW846 8260B

PARAMETER	RESULT	REPORTING LIMIT	UNITS	MDL
Acetone	ND	5000	ug/L	550
Benzene	ND	500	ug/L	65
Bromodichloromethane	ND	500	ug/L	75
Bromoform	ND	500	ug/L	320
Bromomethane	ND	500	ug/L	200
2-Butanone	ND	5000	ug/L	280
Carbon disulfide	ND	500	ug/L	65
Carbon tetrachloride	ND	500	ug/L	65
Chlorobenzene	ND	500	ug/L	75
Chloroethane	ND	500	ug/L	140
Chloroform	ND	500	ug/L	80
Chloromethane	ND	500	ug/L	150
Cyclohexane	ND	500	ug/L	60
Dibromochloromethane	ND	500	ug/L	90
1,2-Dibromo-3-chloro-propane	ND	1000	ug/L	340
1,2-Dibromoethane	ND	500	ug/L	120
1,2-Dichlorobenzene	ND	500	ug/L	65
1,3-Dichlorobenzene	ND	500	ug/L	70
1,4-Dichlorobenzene	ND	500	ug/L	65
Dichlorodifluoromethane	ND	500	ug/L	160
1,1-Dichloroethane	ND	500	ug/L	75
1,2-Dichloroethane	ND	500	ug/L	110
1,1-Dichloroethene	ND	500	ug/L	95
cis-1,2-Dichloroethene	ND	500	ug/L	85
trans-1,2-Dichloroethene	ND	500	ug/L	95
1,2-Dichloropropane	ND	500	ug/L	90
cis-1,3-Dichloropropene	ND	500	ug/L	70
trans-1,3-Dichloropropene	ND	500	ug/L	95
Ethylbenzene	ND	500	ug/L	85
2-Hexanone	ND	5000	ug/L	200
Isopropylbenzene	ND	500	ug/L	65
Methyl acetate	ND	5000	ug/L	190
Methylene chloride	ND	500	ug/L	160
Methylcyclohexane	ND	500	ug/L	65
4-Methyl-2-pentanone	ND	5000	ug/L	160
Methyl tert-butyl ether	ND	2500	ug/L	85
Styrene	ND	500	ug/L	55
1,1,2,2-Tetrachloroethane	ND	500	ug/L	90

(Continued on next page)

Conestoga-Rovers & Associates, Inc.

Client Sample ID: GW-017324-111708-NH-027

GC/MS Volatiles

Lot-Sample #...: A8K180205-005 **Work Order #...:** K26H41AA **Matrix.....:** WG

PARAMETER	RESULT	REPORTING LIMIT	UNITS	MDL
Tetrachloroethene	**14000**	**500**	**ug/L**	**140**
Toluene	ND	500	ug/L	65
1,2,4-Trichloro-benzene	ND	500	ug/L	75
1,1,1-Trichloroethane	ND	500	ug/L	110
1,1,2-Trichloroethane	ND	500	ug/L	140
Trichloroethene	ND	500	ug/L	85
Trichlorofluoromethane	ND	500	ug/L	100
1,1,2-Trichloro-1,2,2-trifluoroethane	ND	500	ug/L	140
Vinyl chloride	ND	500	ug/L	110
Xylenes (total)	ND	1000	ug/L	140

SURROGATE	PERCENT RECOVERY	RECOVERY LIMITS
Dibromofluoromethane	101	(73 - 122)
1,2-Dichloroethane-d4	89	(61 - 128)
Toluene-d8	87	(76 - 110)
4-Bromofluorobenzene	80	(74 - 116)

Conestoga-Rovers & Associates, Inc.

Client Sample ID: GW-017324-111708-NH-027

GC/MS Semivolatiles

Lot-Sample #...: A8K180205-005 **Work Order #...:** K26H41AC **Matrix.....:** WG
Date Sampled...: 11/17/08 18:05 **Date Received..:** 11/18/08
Prep Date.....: 11/19/08 **Analysis Date..:** 11/21/08
Prep Batch #...: 8324044
Dilution Factor: 1 **Method.....:** SW846 8270C

PARAMETER	RESULT	REPORTING LIMIT	UNITS	MDL
Acenaphthene	ND	0.20	ug/L	0.10
Acenaphthylene	ND	0.20	ug/L	0.10
Acetophenone	ND	1.0	ug/L	0.34
Anthracene	ND	0.20	ug/L	0.10
Atrazine	ND	1.0	ug/L	0.34
Benzo(a)anthracene	ND	0.20	ug/L	0.10
Benzo(a)pyrene	ND	0.20	ug/L	0.10
Benzo(b)fluoranthene	ND	0.20	ug/L	0.10
Benzo(ghi)perylene	ND	0.20	ug/L	0.10
Benzo(k)fluoranthene	ND	0.20	ug/L	0.10
Benzaldehyde	ND	1.0	ug/L	0.39
1,1'-Biphenyl	ND	1.0	ug/L	0.80
bis(2-Chloroethoxy) methane	ND	1.0	ug/L	0.32
bis(2-Chloroethyl)-ether	ND	1.0	ug/L	0.10
bis(2-Ethylhexyl) phthalate	ND	2.0	ug/L	0.80
4-Bromophenyl phenyl ether	ND	2.0	ug/L	0.80
Butyl benzyl phthalate	ND	1.0	ug/L	0.80
Caprolactam	ND	5.0	ug/L	0.80
Carbazole	ND	1.0	ug/L	0.28
4-Chloroaniline	ND	2.0	ug/L	0.80
4-Chloro-3-methylphenol	ND	2.0	ug/L	0.80
2-Chloronaphthalene	ND	1.0	ug/L	0.10
2-Chlorophenol	ND	1.0	ug/L	0.29
4-Chlorophenyl phenyl ether	ND	2.0	ug/L	0.30
Chrysene	ND	0.20	ug/L	0.10
Dibenz(a,h)anthracene	ND	0.20	ug/L	0.10
Dibenzofuran	ND	1.0	ug/L	0.10
3,3'-Dichlorobenzidine	ND	5.0	ug/L	0.37
2,4-Dichlorophenol	ND	2.0	ug/L	0.80
Diethyl phthalate	ND	1.0	ug/L	0.60
2,4-Dimethylphenol	ND	2.0	ug/L	0.80
Dimethyl phthalate	ND	1.0	ug/L	0.29
Di-n-butyl phthalate	ND	1.0	ug/L	0.67
4,6-Dinitro-2-methylphenol	ND	5.0	ug/L	2.4

(Continued on next page)

Conestoga-Rovers & Associates, Inc.

Client Sample ID: GW-017324-111708-NH-027

GC/MS Semivolatiles

Lot-Sample #...: A8K180205-005 **Work Order #...:** K26H41AC **Matrix.....:** WG

PARAMETER	RESULT	REPORTING LIMIT	UNITS	MDL
2,4-Dinitrophenol	ND	5.0	ug/L	2.4
2,4-Dinitrotoluene	ND	5.0	ug/L	0.27
2,6-Dinitrotoluene	ND	5.0	ug/L	0.80
Di-n-octyl phthalate	ND	1.0	ug/L	0.80
Fluoranthene	ND	0.20	ug/L	0.10
Fluorene	ND	0.20	ug/L	0.10
Hexachlorobenzene	ND	0.20	ug/L	0.10
Hexachlorobutadiene	ND	1.0	ug/L	0.27
Hexachlorocyclopenta-diene	ND	10	ug/L	0.80
Hexachloroethane	ND	1.0	ug/L	0.80
Indeno(1,2,3-cd)pyrene	ND	0.20	ug/L	0.10
Isophorone	ND	1.0	ug/L	0.27
2-Methylnaphthalene	ND	0.20	ug/L	0.10
2-Methylphenol	ND	1.0	ug/L	0.80
4-Methylphenol	ND	1.0	ug/L	0.80
Naphthalene	ND	0.20	ug/L	0.10
2-Nitroaniline	ND	2.0	ug/L	0.80
3-Nitroaniline	ND	2.0	ug/L	0.28
4-Nitroaniline	ND	2.0	ug/L	0.80
Nitrobenzene	ND	1.0	ug/L	0.040
2-Nitrophenol	ND	2.0	ug/L	0.28
4-Nitrophenol	ND	5.0	ug/L	2.4
N-Nitrosodi-n-propyl-amine	ND	1.0	ug/L	0.80
N-Nitrosodiphenylamine	ND	1.0	ug/L	0.31
2,2'-oxybis (1-Chloropropane)	ND	1.0	ug/L	0.40
Pentachlorophenol	ND	5.0	ug/L	2.4
Phenanthrene	ND	0.20	ug/L	0.10
Phenol	ND	1.0	ug/L	0.60
Pyrene	ND	0.20	ug/L	0.10
2,4,5-Trichloro-phenol	ND	5.0	ug/L	0.30
2,4,6-Trichloro-phenol	ND	5.0	ug/L	0.80

SURROGATE	PERCENT RECOVERY	RECOVERY LIMITS
Nitrobenzene-d5	78	(27 - 111)
2-Fluorobiphenyl	50	(28 - 110)
Terphenyl-d14	104	(37 - 119)
Phenol-d5	64	(10 - 110)
2-Fluorophenol	68	(10 - 110)
2,4,6-Tribromophenol	45	(22 - 120)

Conestoga-Rovers & Associates, Inc.

Client Sample ID: GW-017324-111708-NH-027

TOTAL Metals

Lot-Sample #...: A8K180205-005 **Matrix.....:** WG
Date Sampled...: 11/17/08 18:05 **Date Received..:** 11/18/08

PARAMETER	RESULT	REPORTING LIMIT	UNITS	METHOD	PREPARATION-ANALYSIS DATE	WORK ORDER #
Prep Batch #...: 8324013						
Arsenic	ND	10.0	ug/L	SW846 6010B	11/19-11/22/08	K26H41AH
		Dilution Factor: 1		MDL.....: 3.2		
Barium	ND	200	ug/L	SW846 6010B	11/19-11/22/08	K26H41AD
		Dilution Factor: 1		MDL.....: 0.67		
Cadmium	ND	5.0	ug/L	SW846 6010B	11/19-11/22/08	K26H41AE
		Dilution Factor: 1		MDL.....: 0.66		
Lead	ND	3.0	ug/L	SW846 6010B	11/19-11/22/08	K26H41AJ
		Dilution Factor: 1		MDL.....: 1.9		
Chromium	ND	10.0	ug/L	SW846 6010B	11/19-11/22/08	K26H41AF
		Dilution Factor: 1		MDL.....: 2.2		
Selenium	ND	5.0	ug/L	SW846 6010B	11/19-11/22/08	K26H41AK
		Dilution Factor: 1		MDL.....: 4.1		
Silver	ND	10.0	ug/L	SW846 6010B	11/19-11/22/08	K26H41AG
		Dilution Factor: 1		MDL.....: 2.2		
Mercury	ND	0.20	ug/L	SW846 7470A	11/19-11/20/08	K26H41AL
		Dilution Factor: 1		MDL.....: 0.12		

Conestoga-Rovers & Associates, Inc.

Client Sample ID: GW-017324-111708-NH-027

DISSOLVED Metals

Lot-Sample #...: A8K180205-005 **Matrix.....:** WG
Date Sampled...: 11/17/08 18:05 **Date Received..:** 11/18/08

PARAMETER	RESULT	REPORTING LIMIT	UNITS	METHOD	PREPARATION-ANALYSIS DATE	WORK ORDER #
Prep Batch #...: 8324013						
Arsenic	ND	10.0	ug/L	SW846 6010B	11/19-11/22/08	K26H41AR
		Dilution Factor: 1		MDL.....: 3.2		
Barium	ND	200	ug/L	SW846 6010B	11/19-11/22/08	K26H41AM
		Dilution Factor: 1		MDL.....: 0.67		
Cadmium	ND	5.0	ug/L	SW846 6010B	11/19-11/22/08	K26H41AN
		Dilution Factor: 1		MDL.....: 0.66		
Lead	ND	3.0	ug/L	SW846 6010B	11/19-11/22/08	K26H41AT
		Dilution Factor: 1		MDL.....: 1.9		
Chromium	ND	10.0	ug/L	SW846 6010B	11/19-11/22/08	K26H41AP
		Dilution Factor: 1		MDL.....: 2.2		
Selenium	ND	5.0	ug/L	SW846 6010B	11/19-11/22/08	K26H41AU
		Dilution Factor: 1		MDL.....: 4.1		
Silver	ND	10.0	ug/L	SW846 6010B	11/19-11/22/08	K26H41AQ
		Dilution Factor: 1		MDL.....: 2.2		
Mercury	ND	0.20	ug/L	SW846 7470A	11/19-11/20/08	K26H41AV
		Dilution Factor: 1		MDL.....: 0.12		

Conestoga-Rovers & Associates, Inc.

Client Sample ID: TB-017324-111708-NH-005

GC/MS Volatiles

Lot-Sample #...: A8K180205-006 **Work Order #...:** K26H51AA **Matrix.....:** WQ
Date Sampled...: 11/17/08 18:30 **Date Received..:** 11/18/08
Prep Date.....: 11/26/08 **Analysis Date..:** 11/26/08
Prep Batch #...: 8333075
Dilution Factor: 1 **Method.....:** SW846 8260B

PARAMETER	RESULT	REPORTING LIMIT	UNITS	MDL
Acetone	ND	10	ug/L	1.1
Benzene	ND	1.0	ug/L	0.13
Bromodichloromethane	ND	1.0	ug/L	0.15
Bromoform	ND	1.0	ug/L	0.64
Bromomethane	ND	1.0	ug/L	0.41
2-Butanone	ND	10	ug/L	0.57
Carbon disulfide	ND	1.0	ug/L	0.13
Carbon tetrachloride	ND	1.0	ug/L	0.13
Chlorobenzene	ND	1.0	ug/L	0.15
Chloroethane	ND	1.0	ug/L	0.29
Chloroform	ND	1.0	ug/L	0.16
Chloromethane	ND	1.0	ug/L	0.30
Cyclohexane	ND	1.0	ug/L	0.12
Dibromochloromethane	ND	1.0	ug/L	0.18
1,2-Dibromo-3-chloro-propane	ND	2.0	ug/L	0.67
1,2-Dibromoethane	ND	1.0	ug/L	0.24
1,2-Dichlorobenzene	ND	1.0	ug/L	0.13
1,3-Dichlorobenzene	ND	1.0	ug/L	0.14
1,4-Dichlorobenzene	ND	1.0	ug/L	0.13
Dichlorodifluoromethane	ND	1.0	ug/L	0.31
1,1-Dichloroethane	ND	1.0	ug/L	0.15
1,2-Dichloroethane	ND	1.0	ug/L	0.22
1,1-Dichloroethene	ND	1.0	ug/L	0.19
cis-1,2-Dichloroethene	ND	1.0	ug/L	0.17
trans-1,2-Dichloroethene	ND	1.0	ug/L	0.19
1,2-Dichloropropane	ND	1.0	ug/L	0.18
cis-1,3-Dichloropropene	ND	1.0	ug/L	0.14
trans-1,3-Dichloropropene	ND	1.0	ug/L	0.19
Ethylbenzene	ND	1.0	ug/L	0.17
2-Hexanone	ND	10	ug/L	0.41
Isopropylbenzene	ND	1.0	ug/L	0.13
Methyl acetate	ND	10	ug/L	0.38
Methylene chloride	ND	1.0	ug/L	0.33
Methylcyclohexane	ND	1.0	ug/L	0.13
4-Methyl-2-pentanone	ND	10	ug/L	0.32
Methyl tert-butyl ether	ND	5.0	ug/L	0.17
Styrene	ND	1.0	ug/L	0.11
1,1,2,2-Tetrachloroethane	ND	1.0	ug/L	0.18

(Continued on next page)

Conestoga-Rovers & Associates, Inc.

Client Sample ID: TB-017324-111708-NH-005

GC/MS Volatiles

Lot-Sample #...: A8K180205-006 **Work Order #...:** K26H51AA **Matrix.....:** WQ

PARAMETER	RESULT	REPORTING LIMIT	UNITS	MDL
Tetrachloroethene	ND	1.0	ug/L	0.29
Toluene	ND	1.0	ug/L	0.13
1,2,4-Trichloro-benzene	ND	1.0	ug/L	0.15
1,1,1-Trichloroethane	ND	1.0	ug/L	0.22
1,1,2-Trichloroethane	ND	1.0	ug/L	0.27
Trichloroethene	ND	1.0	ug/L	0.17
Trichlorofluoromethane	ND	1.0	ug/L	0.21
1,1,2-Trichloro-1,2,2-trifluoroethane	ND	1.0	ug/L	0.28
Vinyl chloride	ND	1.0	ug/L	0.22
Xylenes (total)	ND	2.0	ug/L	0.28

SURROGATE	PERCENT RECOVERY	RECOVERY LIMITS
Dibromofluoromethane	100	(73 - 122)
1,2-Dichloroethane-d4	91	(61 - 128)
Toluene-d8	90	(76 - 110)
4-Bromofluorobenzene	83	(74 - 116)

TestAmerica
THE LEADER IN ENVIRONMENTAL TESTING

QUALITY CONTROL SECTION

METHOD BLANK REPORT

GC/MS Volatiles

Client Lot #...: 8K13306 **Work Order #...:** K3AN51AA **Matrix.....:** WATER
MB Lot-Sample #: A8K200000-110

Prep Date.....: 11/19/08
Analysis Date..: 11/19/08 **Prep Batch #...:** 8325110
Dilution Factor: 1

PARAMETER	RESULT	REPORTING LIMIT	UNITS	METHOD
Acetone	ND	10	ug/L	SW846 8260B
Benzene	ND	1.0	ug/L	SW846 8260B
Bromodichloromethane	ND	1.0	ug/L	SW846 8260B
Bromoform	ND	1.0	ug/L	SW846 8260B
Bromomethane	ND	1.0	ug/L	SW846 8260B
2-Butanone	ND	10	ug/L	SW846 8260B
Carbon disulfide	ND	1.0	ug/L	SW846 8260B
Carbon tetrachloride	ND	1.0	ug/L	SW846 8260B
Chlorobenzene	ND	1.0	ug/L	SW846 8260B
Chloroethane	ND	1.0	ug/L	SW846 8260B
Chloroform	ND	1.0	ug/L	SW846 8260B
Chloromethane	ND	1.0	ug/L	SW846 8260B
Cyclohexane	ND	1.0	ug/L	SW846 8260B
Dibromochloromethane	ND	1.0	ug/L	SW846 8260B
1,2-Dibromo-3-chloro-propane	ND	2.0	ug/L	SW846 8260B
1,2-Dibromoethane	ND	1.0	ug/L	SW846 8260B
1,2-Dichlorobenzene	ND	1.0	ug/L	SW846 8260B
1,3-Dichlorobenzene	ND	1.0	ug/L	SW846 8260B
1,4-Dichlorobenzene	ND	1.0	ug/L	SW846 8260B
Dichlorodifluoromethane	ND	1.0	ug/L	SW846 8260B
1,1-Dichloroethane	ND	1.0	ug/L	SW846 8260B
1,2-Dichloroethane	ND	1.0	ug/L	SW846 8260B
1,1-Dichloroethene	ND	1.0	ug/L	SW846 8260B
cis-1,2-Dichloroethene	ND	1.0	ug/L	SW846 8260B
trans-1,2-Dichloroethene	ND	1.0	ug/L	SW846 8260B
1,2-Dichloropropane	ND	1.0	ug/L	SW846 8260B
cis-1,3-Dichloropropene	ND	1.0	ug/L	SW846 8260B
trans-1,3-Dichloropropene	ND	1.0	ug/L	SW846 8260B
Ethylbenzene	ND	1.0	ug/L	SW846 8260B
2-Hexanone	ND	10	ug/L	SW846 8260B
Isopropylbenzene	ND	1.0	ug/L	SW846 8260B
Methyl acetate	ND	10	ug/L	SW846 8260B
Methylene chloride	ND	1.0	ug/L	SW846 8260B
Methylcyclohexane	ND	1.0	ug/L	SW846 8260B
4-Methyl-2-pentanone	ND	10	ug/L	SW846 8260B
Methyl tert-butyl ether	ND	5.0	ug/L	SW846 8260B
Styrene	ND	1.0	ug/L	SW846 8260B
1,1,2,2-Tetrachloroethane	ND	1.0	ug/L	SW846 8260B
Tetrachloroethene	ND	1.0	ug/L	SW846 8260B
Toluene	ND	1.0	ug/L	SW846 8260B

(Continued on next page)

METHOD BLANK REPORT

GC/MS Volatiles

Client Lot #...: 8K13306 **Work Order #...:** K3AN51AA **Matrix.....:** WATER

PARAMETER	RESULT	REPORTING LIMIT	UNITS	METHOD
1,2,4-Trichloro-benzene	ND	1.0	ug/L	SW846 8260B
1,1,1-Trichloroethane	ND	1.0	ug/L	SW846 8260B
1,1,2-Trichloroethane	ND	1.0	ug/L	SW846 8260B
Trichloroethene	ND	1.0	ug/L	SW846 8260B
Trichlorofluoromethane	ND	1.0	ug/L	SW846 8260B
1,1,2-Trichloro-1,2,2-trifluoroethane	ND	1.0	ug/L	SW846 8260B
Vinyl chloride	ND	1.0	ug/L	SW846 8260B
Xylenes (total)	ND	2.0	ug/L	SW846 8260B

SURROGATE	PERCENT RECOVERY	RECOVERY LIMITS
Dibromofluoromethane	102	(73 - 122)
1,2-Dichloroethane-d4	110	(61 - 128)
Toluene-d8	94	(76 - 110)
4-Bromofluorobenzene	94	(74 - 116)

NOTE(S):

Calculations are performed before rounding to avoid round-off errors in calculated results.

METHOD BLANK REPORT

GC/MS Volatiles

Client Lot #...: 8K13306 **Work Order #...:** K3JDQ1AA **Matrix.....:** WATER
MB Lot-Sample #: A8K230000-060

Prep Date.....: 11/22/08
Analysis Date..: 11/22/08 **Prep Batch #...:** 8328060
Dilution Factor: 1

PARAMETER	RESULT	REPORTING LIMIT	UNITS	METHOD
Acetone	ND	10	ug/L	SW846 8260B
Benzene	ND	1.0	ug/L	SW846 8260B
Bromodichloromethane	ND	1.0	ug/L	SW846 8260B
Bromoform	ND	1.0	ug/L	SW846 8260B
Bromomethane	ND	1.0	ug/L	SW846 8260B
2-Butanone	ND	10	ug/L	SW846 8260B
Carbon disulfide	ND	1.0	ug/L	SW846 8260B
Carbon tetrachloride	ND	1.0	ug/L	SW846 8260B
Chlorobenzene	ND	1.0	ug/L	SW846 8260B
Chloroethane	ND	1.0	ug/L	SW846 8260B
Chloroform	ND	1.0	ug/L	SW846 8260B
Chloromethane	ND	1.0	ug/L	SW846 8260B
Cyclohexane	ND	1.0	ug/L	SW846 8260B
Dibromochloromethane	ND	1.0	ug/L	SW846 8260B
1,2-Dibromo-3-chloro-propane	ND	2.0	ug/L	SW846 8260B
1,2-Dibromoethane	ND	1.0	ug/L	SW846 8260B
1,2-Dichlorobenzene	ND	1.0	ug/L	SW846 8260B
1,3-Dichlorobenzene	ND	1.0	ug/L	SW846 8260B
1,4-Dichlorobenzene	ND	1.0	ug/L	SW846 8260B
Dichlorodifluoromethane	ND	1.0	ug/L	SW846 8260B
1,1-Dichloroethane	ND	1.0	ug/L	SW846 8260B
1,2-Dichloroethane	ND	1.0	ug/L	SW846 8260B
1,1-Dichloroethene	ND	1.0	ug/L	SW846 8260B
cis-1,2-Dichloroethene	ND	1.0	ug/L	SW846 8260B
trans-1,2-Dichloroethene	ND	1.0	ug/L	SW846 8260B
1,2-Dichloropropane	ND	1.0	ug/L	SW846 8260B
cis-1,3-Dichloropropene	ND	1.0	ug/L	SW846 8260B
trans-1,3-Dichloropropene	ND	1.0	ug/L	SW846 8260B
Ethylbenzene	ND	1.0	ug/L	SW846 8260B
2-Hexanone	ND	10	ug/L	SW846 8260B
Isopropylbenzene	ND	1.0	ug/L	SW846 8260B
Methyl acetate	ND	10	ug/L	SW846 8260B
Methylene chloride	ND	1.0	ug/L	SW846 8260B
Methylcyclohexane	ND	1.0	ug/L	SW846 8260B
4-Methyl-2-pentanone	ND	10	ug/L	SW846 8260B
Methyl tert-butyl ether	ND	5.0	ug/L	SW846 8260B
Styrene	ND	1.0	ug/L	SW846 8260B
1,1,2,2-Tetrachloroethane	ND	1.0	ug/L	SW846 8260B
Tetrachloroethene	ND	1.0	ug/L	SW846 8260B
Toluene	ND	1.0	ug/L	SW846 8260B

(Continued on next page)

METHOD BLANK REPORT

GC/MS Volatiles

Client Lot #...: 8K13306 **Work Order #...:** K3JDQ1AA **Matrix.....:** WATER

PARAMETER	RESULT	REPORTING LIMIT	UNITS	METHOD
1,2,4-Trichloro-benzene	ND	1.0	ug/L	SW846 8260B
1,1,1-Trichloroethane	ND	1.0	ug/L	SW846 8260B
1,1,2-Trichloroethane	ND	1.0	ug/L	SW846 8260B
Trichloroethene	ND	1.0	ug/L	SW846 8260B
Trichlorofluoromethane	ND	1.0	ug/L	SW846 8260B
1,1,2-Trichloro-1,2,2-trifluoroethane	ND	1.0	ug/L	SW846 8260B
Vinyl chloride	ND	1.0	ug/L	SW846 8260B
Xylenes (total)	ND	2.0	ug/L	SW846 8260B

SURROGATE	PERCENT RECOVERY	RECOVERY LIMITS
Dibromofluoromethane	96	(73 - 122)
1,2-Dichloroethane-d4	95	(61 - 128)
Toluene-d8	92	(76 - 110)
4-Bromofluorobenzene	87	(74 - 116)

NOTE(S):

Calculations are performed before rounding to avoid round-off errors in calculated results.

METHOD BLANK REPORT

GC/MS Volatiles

Client Lot #...: 8K13306 **Work Order #...:** K3JHQ1AA **Matrix.....:** WATER
MB Lot-Sample #: A8K240000-081

Prep Date.....: 11/23/08
Analysis Date..: 11/23/08 **Prep Batch #...:** 8329081
Dilution Factor: 1

PARAMETER	RESULT	REPORTING LIMIT	UNITS	METHOD
Acetone	ND	10	ug/L	SW846 8260B
Benzene	ND	1.0	ug/L	SW846 8260B
Bromodichloromethane	ND	1.0	ug/L	SW846 8260B
Bromoform	ND	1.0	ug/L	SW846 8260B
Bromomethane	ND	1.0	ug/L	SW846 8260B
2-Butanone	ND	10	ug/L	SW846 8260B
Carbon disulfide	ND	1.0	ug/L	SW846 8260B
Carbon tetrachloride	ND	1.0	ug/L	SW846 8260B
Chlorobenzene	ND	1.0	ug/L	SW846 8260B
Chloroethane	ND	1.0	ug/L	SW846 8260B
Chloroform	ND	1.0	ug/L	SW846 8260B
Chloromethane	ND	1.0	ug/L	SW846 8260B
Cyclohexane	ND	1.0	ug/L	SW846 8260B
Dibromochloromethane	ND	1.0	ug/L	SW846 8260B
1,2-Dibromo-3-chloro-propane	ND	2.0	ug/L	SW846 8260B
1,2-Dibromoethane	ND	1.0	ug/L	SW846 8260B
1,2-Dichlorobenzene	ND	1.0	ug/L	SW846 8260B
1,3-Dichlorobenzene	ND	1.0	ug/L	SW846 8260B
1,4-Dichlorobenzene	ND	1.0	ug/L	SW846 8260B
Dichlorodifluoromethane	ND	1.0	ug/L	SW846 8260B
1,1-Dichloroethane	ND	1.0	ug/L	SW846 8260B
1,2-Dichloroethane	ND	1.0	ug/L	SW846 8260B
1,1-Dichloroethene	ND	1.0	ug/L	SW846 8260B
cis-1,2-Dichloroethene	ND	1.0	ug/L	SW846 8260B
trans-1,2-Dichloroethene	ND	1.0	ug/L	SW846 8260B
1,2-Dichloropropane	ND	1.0	ug/L	SW846 8260B
cis-1,3-Dichloropropene	ND	1.0	ug/L	SW846 8260B
trans-1,3-Dichloropropene	ND	1.0	ug/L	SW846 8260B
Ethylbenzene	ND	1.0	ug/L	SW846 8260B
2-Hexanone	ND	10	ug/L	SW846 8260B
Isopropylbenzene	ND	1.0	ug/L	SW846 8260B
Methyl acetate	ND	10	ug/L	SW846 8260B
Methylene chloride	ND	1.0	ug/L	SW846 8260B
Methylcyclohexane	ND	1.0	ug/L	SW846 8260B
4-Methyl-2-pentanone	ND	10	ug/L	SW846 8260B
Methyl tert-butyl ether	ND	5.0	ug/L	SW846 8260B
Styrene	ND	1.0	ug/L	SW846 8260B
1,1,2,2-Tetrachloroethane	ND	1.0	ug/L	SW846 8260B
Tetrachloroethene	ND	1.0	ug/L	SW846 8260B
Toluene	ND	1.0	ug/L	SW846 8260B

(Continued on next page)

METHOD BLANK REPORT

GC/MS Volatiles

Client Lot #...: 8K13306 **Work Order #...:** K3JHQ1AA **Matrix.....:** WATER

PARAMETER	RESULT	REPORTING LIMIT	UNITS	METHOD
1,2,4-Trichloro-benzene	ND	1.0	ug/L	SW846 8260B
1,1,1-Trichloroethane	ND	1.0	ug/L	SW846 8260B
1,1,2-Trichloroethane	ND	1.0	ug/L	SW846 8260B
Trichloroethene	ND	1.0	ug/L	SW846 8260B
Trichlorofluoromethane	ND	1.0	ug/L	SW846 8260B
1,1,2-Trichloro-1,2,2-trifluoroethane	ND	1.0	ug/L	SW846 8260B
Vinyl chloride	ND	1.0	ug/L	SW846 8260B
Xylenes (total)	ND	2.0	ug/L	SW846 8260B

SURROGATE	PERCENT RECOVERY	RECOVERY LIMITS
Dibromofluoromethane	99	(73 - 122)
1,2-Dichloroethane-d4	101	(61 - 128)
Toluene-d8	100	(76 - 110)
4-Bromofluorobenzene	81	(74 - 116)

NOTE(S):

Calculations are performed before rounding to avoid round-off errors in calculated results.

METHOD BLANK REPORT

GC/MS Volatiles

Client Lot #...: 8K13306 **Work Order #...:** K3JRK1AA **Matrix.....:** WATER
MB Lot-Sample #: A8K240000-205

Prep Date.....: 11/21/08
Analysis Date..: 11/21/08 **Prep Batch #...:** 8329205
Dilution Factor: 1

PARAMETER	RESULT	REPORTING LIMIT	UNITS	METHOD
Acetone	ND	10	ug/L	SW846 8260B
Benzene	ND	1.0	ug/L	SW846 8260B
Bromodichloromethane	ND	1.0	ug/L	SW846 8260B
Bromoform	ND	1.0	ug/L	SW846 8260B
Bromomethane	ND	1.0	ug/L	SW846 8260B
2-Butanone	ND	10	ug/L	SW846 8260B
Carbon disulfide	ND	1.0	ug/L	SW846 8260B
Carbon tetrachloride	ND	1.0	ug/L	SW846 8260B
Chlorobenzene	ND	1.0	ug/L	SW846 8260B
Chloroethane	ND	1.0	ug/L	SW846 8260B
Chloroform	ND	1.0	ug/L	SW846 8260B
Chloromethane	ND	1.0	ug/L	SW846 8260B
Cyclohexane	ND	1.0	ug/L	SW846 8260B
Dibromochloromethane	ND	1.0	ug/L	SW846 8260B
1,2-Dibromo-3-chloro-propane	ND	2.0	ug/L	SW846 8260B
1,2-Dibromoethane	ND	1.0	ug/L	SW846 8260B
1,2-Dichlorobenzene	ND	1.0	ug/L	SW846 8260B
1,3-Dichlorobenzene	ND	1.0	ug/L	SW846 8260B
1,4-Dichlorobenzene	ND	1.0	ug/L	SW846 8260B
Dichlorodifluoromethane	ND	1.0	ug/L	SW846 8260B
1,1-Dichloroethane	ND	1.0	ug/L	SW846 8260B
1,2-Dichloroethane	ND	1.0	ug/L	SW846 8260B
1,1-Dichloroethene	ND	1.0	ug/L	SW846 8260B
cis-1,2-Dichloroethene	ND	1.0	ug/L	SW846 8260B
trans-1,2-Dichloroethene	ND	1.0	ug/L	SW846 8260B
1,2-Dichloropropane	ND	1.0	ug/L	SW846 8260B
cis-1,3-Dichloropropene	ND	1.0	ug/L	SW846 8260B
trans-1,3-Dichloropropene	ND	1.0	ug/L	SW846 8260B
Ethylbenzene	ND	1.0	ug/L	SW846 8260B
2-Hexanone	ND	10	ug/L	SW846 8260B
Isopropylbenzene	ND	1.0	ug/L	SW846 8260B
Methyl acetate	ND	10	ug/L	SW846 8260B
Methylene chloride	ND	1.0	ug/L	SW846 8260B
Methylcyclohexane	ND	1.0	ug/L	SW846 8260B
4-Methyl-2-pentanone	ND	10	ug/L	SW846 8260B
Methyl tert-butyl ether	ND	5.0	ug/L	SW846 8260B
Styrene	ND	1.0	ug/L	SW846 8260B
1,1,2,2-Tetrachloroethane	ND	1.0	ug/L	SW846 8260B
Tetrachloroethene	ND	1.0	ug/L	SW846 8260B
Toluene	ND	1.0	ug/L	SW846 8260B

(Continued on next page)

METHOD BLANK REPORT

GC/MS Volatiles

Client Lot #...: 8K13306 **Work Order #...:** K3JRK1AA **Matrix.....:** WATER

PARAMETER	RESULT	REPORTING LIMIT	UNITS	METHOD
1,2,4-Trichloro-benzene	ND	1.0	ug/L	SW846 8260B
1,1,1-Trichloroethane	ND	1.0	ug/L	SW846 8260B
1,1,2-Trichloroethane	ND	1.0	ug/L	SW846 8260B
Trichloroethene	ND	1.0	ug/L	SW846 8260B
Trichlorofluoromethane	ND	1.0	ug/L	SW846 8260B
1,1,2-Trichloro-1,2,2-trifluoroethane	ND	1.0	ug/L	SW846 8260B
Vinyl chloride	ND	1.0	ug/L	SW846 8260B
Xylenes (total)	ND	2.0	ug/L	SW846 8260B

SURROGATE	PERCENT RECOVERY	RECOVERY LIMITS
Dibromofluoromethane	109	(73 - 122)
1,2-Dichloroethane-d4	102	(61 - 128)
Toluene-d8	88	(76 - 110)
4-Bromofluorobenzene	83	(74 - 116)

NOTE(S):

Calculations are performed before rounding to avoid round-off errors in calculated results.

METHOD BLANK REPORT

GC/MS Volatiles

Client Lot #...: 8K13306 **Work Order #...:** K3N461AA **Matrix.....:** WATER
MB Lot-Sample #: A8K260000-162

Prep Date.....: 11/25/08
Analysis Date..: 11/25/08 **Prep Batch #...:** 8331162
Dilution Factor: 1

PARAMETER	RESULT	REPORTING LIMIT	UNITS	METHOD
Acetone	ND	10	ug/L	SW846 8260B
Benzene	ND	1.0	ug/L	SW846 8260B
Bromodichloromethane	ND	1.0	ug/L	SW846 8260B
Bromoform	ND	1.0	ug/L	SW846 8260B
Bromomethane	ND	1.0	ug/L	SW846 8260B
2-Butanone	ND	10	ug/L	SW846 8260B
Carbon disulfide	ND	1.0	ug/L	SW846 8260B
Carbon tetrachloride	ND	1.0	ug/L	SW846 8260B
Chlorobenzene	ND	1.0	ug/L	SW846 8260B
Chloroethane	ND	1.0	ug/L	SW846 8260B
Chloroform	ND	1.0	ug/L	SW846 8260B
Chloromethane	ND	1.0	ug/L	SW846 8260B
Cyclohexane	ND	1.0	ug/L	SW846 8260B
Dibromochloromethane	ND	1.0	ug/L	SW846 8260B
1,2-Dibromo-3-chloro-propane	ND	2.0	ug/L	SW846 8260B
1,2-Dibromoethane	ND	1.0	ug/L	SW846 8260B
1,2-Dichlorobenzene	ND	1.0	ug/L	SW846 8260B
1,3-Dichlorobenzene	ND	1.0	ug/L	SW846 8260B
1,4-Dichlorobenzene	ND	1.0	ug/L	SW846 8260B
Dichlorodifluoromethane	ND	1.0	ug/L	SW846 8260B
1,1-Dichloroethane	ND	1.0	ug/L	SW846 8260B
1,2-Dichloroethane	ND	1.0	ug/L	SW846 8260B
1,1-Dichloroethene	ND	1.0	ug/L	SW846 8260B
cis-1,2-Dichloroethene	ND	1.0	ug/L	SW846 8260B
trans-1,2-Dichloroethene	ND	1.0	ug/L	SW846 8260B
1,2-Dichloropropane	ND	1.0	ug/L	SW846 8260B
cis-1,3-Dichloropropene	ND	1.0	ug/L	SW846 8260B
trans-1,3-Dichloropropene	ND	1.0	ug/L	SW846 8260B
Ethylbenzene	ND	1.0	ug/L	SW846 8260B
2-Hexanone	ND	10	ug/L	SW846 8260B
Isopropylbenzene	ND	1.0	ug/L	SW846 8260B
Methyl acetate	ND	10	ug/L	SW846 8260B
Methylene chloride	**2.4**	**1.0**	**ug/L**	**SW846 8260B**
Methylcyclohexane	ND	1.0	ug/L	SW846 8260B
4-Methyl-2-pentanone	ND	10	ug/L	SW846 8260B
Methyl tert-butyl ether	ND	5.0	ug/L	SW846 8260B
Styrene	ND	1.0	ug/L	SW846 8260B
1,1,2,2-Tetrachloroethane	ND	1.0	ug/L	SW846 8260B
Tetrachloroethene	ND	1.0	ug/L	SW846 8260B
Toluene	ND	1.0	ug/L	SW846 8260B

(Continued on next page)

METHOD BLANK REPORT

GC/MS Volatiles

Client Lot #...: 8K13306 **Work Order #...:** K3N461AA **Matrix.....:** WATER

PARAMETER	RESULT	REPORTING LIMIT	UNITS	METHOD
1,2,4-Trichloro-benzene	ND	1.0	ug/L	SW846 8260B
1,1,1-Trichloroethane	ND	1.0	ug/L	SW846 8260B
1,1,2-Trichloroethane	ND	1.0	ug/L	SW846 8260B
Trichloroethene	ND	1.0	ug/L	SW846 8260B
Trichlorofluoromethane	ND	1.0	ug/L	SW846 8260B
1,1,2-Trichloro-1,2,2-trifluoroethane	ND	1.0	ug/L	SW846 8260B
Vinyl chloride	ND	1.0	ug/L	SW846 8260B
Xylenes (total)	ND	2.0	ug/L	SW846 8260B

SURROGATE	PERCENT RECOVERY	RECOVERY LIMITS
Dibromofluoromethane	110	(73 - 122)
1,2-Dichloroethane-d4	100	(61 - 128)
Toluene-d8	87	(76 - 110)
4-Bromofluorobenzene	80	(74 - 116)

NOTE(S):

Calculations are performed before rounding to avoid round-off errors in calculated results.

METHOD BLANK REPORT

GC/MS Volatiles

Client Lot #...: 8K13306 **Work Order #...:** K3RHR1AA **Matrix.....:** WATER
MB Lot-Sample #: A8K280000-075

Prep Date.....: 11/26/08
Analysis Date..: 11/26/08 **Prep Batch #...:** 8333075
Dilution Factor: 1

PARAMETER	RESULT	REPORTING LIMIT	UNITS	METHOD
Acetone	ND	10	ug/L	SW846 8260B
Benzene	ND	1.0	ug/L	SW846 8260B
Bromodichloromethane	ND	1.0	ug/L	SW846 8260B
Bromoform	ND	1.0	ug/L	SW846 8260B
Bromomethane	ND	1.0	ug/L	SW846 8260B
2-Butanone	ND	10	ug/L	SW846 8260B
Carbon disulfide	ND	1.0	ug/L	SW846 8260B
Carbon tetrachloride	ND	1.0	ug/L	SW846 8260B
Chlorobenzene	ND	1.0	ug/L	SW846 8260B
Chloroethane	ND	1.0	ug/L	SW846 8260B
Chloroform	ND	1.0	ug/L	SW846 8260B
Chloromethane	ND	1.0	ug/L	SW846 8260B
Cyclohexane	ND	1.0	ug/L	SW846 8260B
Dibromochloromethane	ND	1.0	ug/L	SW846 8260B
1,2-Dibromo-3-chloro-propane	ND	2.0	ug/L	SW846 8260B
1,2-Dibromoethane	ND	1.0	ug/L	SW846 8260B
1,2-Dichlorobenzene	ND	1.0	ug/L	SW846 8260B
1,3-Dichlorobenzene	ND	1.0	ug/L	SW846 8260B
1,4-Dichlorobenzene	ND	1.0	ug/L	SW846 8260B
Dichlorodifluoromethane	ND	1.0	ug/L	SW846 8260B
1,1-Dichloroethane	ND	1.0	ug/L	SW846 8260B
1,2-Dichloroethane	ND	1.0	ug/L	SW846 8260B
1,1-Dichloroethene	ND	1.0	ug/L	SW846 8260B
cis-1,2-Dichloroethene	ND	1.0	ug/L	SW846 8260B
trans-1,2-Dichloroethene	ND	1.0	ug/L	SW846 8260B
1,2-Dichloropropane	ND	1.0	ug/L	SW846 8260B
cis-1,3-Dichloropropene	ND	1.0	ug/L	SW846 8260B
trans-1,3-Dichloropropene	ND	1.0	ug/L	SW846 8260B
Ethylbenzene	ND	1.0	ug/L	SW846 8260B
2-Hexanone	ND	10	ug/L	SW846 8260B
Isopropylbenzene	ND	1.0	ug/L	SW846 8260B
Methyl acetate	ND	10	ug/L	SW846 8260B
Methylene chloride	ND	1.0	ug/L	SW846 8260B
Methylcyclohexane	ND	1.0	ug/L	SW846 8260B
4-Methyl-2-pentanone	ND	10	ug/L	SW846 8260B
Methyl tert-butyl ether	ND	5.0	ug/L	SW846 8260B
Styrene	ND	1.0	ug/L	SW846 8260B
1,1,2,2-Tetrachloroethane	ND	1.0	ug/L	SW846 8260B
Tetrachloroethene	ND	1.0	ug/L	SW846 8260B
Toluene	ND	1.0	ug/L	SW846 8260B

(Continued on next page)

METHOD BLANK REPORT

GC/MS Volatiles

Client Lot #...: 8K13306 **Work Order #...:** K3RHR1AA **Matrix.....:** WATER

PARAMETER	RESULT	REPORTING LIMIT	UNITS	METHOD
1,2,4-Trichloro-benzene	ND	1.0	ug/L	SW846 8260B
1,1,1-Trichloroethane	ND	1.0	ug/L	SW846 8260B
1,1,2-Trichloroethane	ND	1.0	ug/L	SW846 8260B
Trichloroethene	ND	1.0	ug/L	SW846 8260B
Trichlorofluoromethane	ND	1.0	ug/L	SW846 8260B
1,1,2-Trichloro-1,2,2-trifluoroethane	ND	1.0	ug/L	SW846 8260B
Vinyl chloride	ND	1.0	ug/L	SW846 8260B
Xylenes (total)	ND	2.0	ug/L	SW846 8260B

SURROGATE	PERCENT RECOVERY	RECOVERY LIMITS
Dibromofluoromethane	108	(73 - 122)
1,2-Dichloroethane-d4	100	(61 - 128)
Toluene-d8	91	(76 - 110)
4-Bromofluorobenzene	79	(74 - 116)

NOTE(S):

Calculations are performed before rounding to avoid round-off errors in calculated results.

METHOD BLANK REPORT

GC/MS Semivolatiles

Client Lot #...: 8K13306 **Work Order #...:** K213H1AA **Matrix.....:** WATER
MB Lot-Sample #: A8K150000-010

Prep Date.....: 11/15/08
Analysis Date..: 11/18/08 **Prep Batch #...:** 8320010
Dilution Factor: 1

PARAMETER	RESULT	REPORTING LIMIT	UNITS	METHOD
Acenaphthene	ND	0.20	ug/L	SW846 8270C
Acenaphthylene	ND	0.20	ug/L	SW846 8270C
Acetophenone	ND	1.0	ug/L	SW846 8270C
Anthracene	ND	0.20	ug/L	SW846 8270C
Atrazine	ND	1.0	ug/L	SW846 8270C
Benzo(a)anthracene	ND	0.20	ug/L	SW846 8270C
Benzo(a)pyrene	ND	0.20	ug/L	SW846 8270C
Benzo(b)fluoranthene	ND	0.20	ug/L	SW846 8270C
Benzo(ghi)perylene	ND	0.20	ug/L	SW846 8270C
Benzo(k)fluoranthene	ND	0.20	ug/L	SW846 8270C
Benzaldehyde	ND	1.0	ug/L	SW846 8270C
1,1'-Biphenyl	ND	1.0	ug/L	SW846 8270C
bis(2-Chloroethoxy) methane	ND	1.0	ug/L	SW846 8270C
bis(2-Chloroethyl)-ether	ND	1.0	ug/L	SW846 8270C
bis(2-Ethylhexyl) phthalate	**3.1**	**2.0**	**ug/L**	**SW846 8270C**
4-Bromophenyl phenyl ether	ND	2.0	ug/L	SW846 8270C
Butyl benzyl phthalate	ND	1.0	ug/L	SW846 8270C
Caprolactam	ND	5.0	ug/L	SW846 8270C
Carbazole	ND	1.0	ug/L	SW846 8270C
4-Chloroaniline	ND	2.0	ug/L	SW846 8270C
4-Chloro-3-methylphenol	ND	2.0	ug/L	SW846 8270C
2-Chloronaphthalene	ND	1.0	ug/L	SW846 8270C
2-Chlorophenol	ND	1.0	ug/L	SW846 8270C
4-Chlorophenyl phenyl ether	ND	2.0	ug/L	SW846 8270C
Chrysene	ND	0.20	ug/L	SW846 8270C
Dibenz(a,h)anthracene	ND	0.20	ug/L	SW846 8270C
Dibenzofuran	ND	1.0	ug/L	SW846 8270C
3,3'-Dichlorobenzidine	ND	5.0	ug/L	SW846 8270C
2,4-Dichlorophenol	ND	2.0	ug/L	SW846 8270C
Diethyl phthalate	ND	1.0	ug/L	SW846 8270C
2,4-Dimethylphenol	ND	2.0	ug/L	SW846 8270C
Dimethyl phthalate	ND	1.0	ug/L	SW846 8270C
Di-n-butyl phthalate	ND	1.0	ug/L	SW846 8270C
4,6-Dinitro-2-methylphenol	ND	5.0	ug/L	SW846 8270C
2,4-Dinitrophenol	ND	5.0	ug/L	SW846 8270C

(Continued on next page)

METHOD BLANK REPORT

GC/MS Semivolatiles

Client Lot #...: 8K13306 **Work Order #...:** K213H1AA **Matrix.....:** WATER

PARAMETER	RESULT	REPORTING LIMIT	UNITS	METHOD
2,4-Dinitrotoluene	ND	5.0	ug/L	SW846 8270C
2,6-Dinitrotoluene	ND	5.0	ug/L	SW846 8270C
Di-n-octyl phthalate	ND	1.0	ug/L	SW846 8270C
Fluoranthene	ND	0.20	ug/L	SW846 8270C
Fluorene	ND	0.20	ug/L	SW846 8270C
Hexachlorobenzene	ND	0.20	ug/L	SW846 8270C
Hexachlorobutadiene	ND	1.0	ug/L	SW846 8270C
Hexachlorocyclopenta-diene	ND	10	ug/L	SW846 8270C
Hexachloroethane	ND	1.0	ug/L	SW846 8270C
Indeno(1,2,3-cd)pyrene	ND	0.20	ug/L	SW846 8270C
Isophorone	ND	1.0	ug/L	SW846 8270C
2-Methylnaphthalene	ND	0.20	ug/L	SW846 8270C
2-Methylphenol	ND	1.0	ug/L	SW846 8270C
4-Methylphenol	ND	1.0	ug/L	SW846 8270C
Naphthalene	ND	0.20	ug/L	SW846 8270C
2-Nitroaniline	ND	2.0	ug/L	SW846 8270C
3-Nitroaniline	ND	2.0	ug/L	SW846 8270C
4-Nitroaniline	ND	2.0	ug/L	SW846 8270C
Nitrobenzene	ND	1.0	ug/L	SW846 8270C
2-Nitrophenol	ND	2.0	ug/L	SW846 8270C
4-Nitrophenol	ND	5.0	ug/L	SW846 8270C
N-Nitrosodi-n-propyl-amine	ND	1.0	ug/L	SW846 8270C
N-Nitrosodiphenylamine	ND	1.0	ug/L	SW846 8270C
2,2'-oxybis (1-Chloropropane)	ND	1.0	ug/L	SW846 8270C
Pentachlorophenol	ND	5.0	ug/L	SW846 8270C
Phenanthrene	ND	0.20	ug/L	SW846 8270C
Phenol	ND	1.0	ug/L	SW846 8270C
Pyrene	ND	0.20	ug/L	SW846 8270C
2,4,5-Trichloro-phenol	ND	5.0	ug/L	SW846 8270C
2,4,6-Trichloro-phenol	ND	5.0	ug/L	SW846 8270C

SURROGATE	PERCENT RECOVERY	RECOVERY LIMITS
Nitrobenzene-d5	67	(27 - 111)
2-Fluorobiphenyl	56	(28 - 110)
Terphenyl-d14	84	(37 - 119)
Phenol-d5	70	(10 - 110)
2-Fluorophenol	67	(10 - 110)
2,4,6-Tribromophenol	66	(22 - 120)

(Continued on next page)

METHOD BLANK REPORT

GC/MS Semivolatiles

Client Lot #...: 8K13306 **Work Order #...:** K213H1AA **Matrix.....:** WATER

NOTE(S):

Calculations are performed before rounding to avoid round-off errors in calculated results.

METHOD BLANK REPORT

GC/MS Semivolatiles

Client Lot #...: 8K13306 **Work Order #...:** K213K1AA **Matrix.....:** WATER
MB Lot-Sample #: A8K150000-011
Prep Date.....: 11/15/08
Analysis Date..: 11/17/08 **Prep Batch #...:** 8320011
Dilution Factor: 1

PARAMETER	RESULT	REPORTING LIMIT	UNITS	METHOD
Acenaphthene	ND	0.20	ug/L	SW846 8270C
Acenaphthylene	ND	0.20	ug/L	SW846 8270C
Acetophenone	ND	1.0	ug/L	SW846 8270C
Anthracene	ND	0.20	ug/L	SW846 8270C
Atrazine	ND	1.0	ug/L	SW846 8270C
Benzo(a)anthracene	ND	0.20	ug/L	SW846 8270C
Benzo(a)pyrene	ND	0.20	ug/L	SW846 8270C
Benzo(b)fluoranthene	ND	0.20	ug/L	SW846 8270C
Benzo(ghi)perylene	ND	0.20	ug/L	SW846 8270C
Benzo(k)fluoranthene	ND	0.20	ug/L	SW846 8270C
Benzaldehyde	ND	1.0	ug/L	SW846 8270C
1,1'-Biphenyl	ND	1.0	ug/L	SW846 8270C
bis(2-Chloroethoxy) methane	ND	1.0	ug/L	SW846 8270C
bis(2-Chloroethyl)-ether	ND	1.0	ug/L	SW846 8270C
bis(2-Ethylhexyl) phthalate	ND	2.0	ug/L	SW846 8270C
4-Bromophenyl phenyl ether	ND	2.0	ug/L	SW846 8270C
Butyl benzyl phthalate	ND	1.0	ug/L	SW846 8270C
Caprolactam	ND	5.0	ug/L	SW846 8270C
Carbazole	ND	1.0	ug/L	SW846 8270C
4-Chloroaniline	ND	2.0	ug/L	SW846 8270C
4-Chloro-3-methylphenol	ND	2.0	ug/L	SW846 8270C
2-Chloronaphthalene	ND	1.0	ug/L	SW846 8270C
2-Chlorophenol	ND	1.0	ug/L	SW846 8270C
4-Chlorophenyl phenyl ether	ND	2.0	ug/L	SW846 8270C
Chrysene	ND	0.20	ug/L	SW846 8270C
Dibenz(a,h)anthracene	ND	0.20	ug/L	SW846 8270C
Dibenzofuran	ND	1.0	ug/L	SW846 8270C
3,3'-Dichlorobenzidine	ND	5.0	ug/L	SW846 8270C
2,4-Dichlorophenol	ND	2.0	ug/L	SW846 8270C
Diethyl phthalate	ND	1.0	ug/L	SW846 8270C
2,4-Dimethylphenol	ND	2.0	ug/L	SW846 8270C
Dimethyl phthalate	ND	1.0	ug/L	SW846 8270C
Di-n-butyl phthalate	ND	1.0	ug/L	SW846 8270C
4,6-Dinitro-2-methylphenol	ND	5.0	ug/L	SW846 8270C
2,4-Dinitrophenol	ND	5.0	ug/L	SW846 8270C

(Continued on next page)

METHOD BLANK REPORT

GC/MS Semivolatiles

Client Lot #...: 8K13306 **Work Order #...:** K213K1AA **Matrix.....:** WATER

PARAMETER	RESULT	REPORTING LIMIT	UNITS	METHOD
2,4-Dinitrotoluene	ND	5.0	ug/L	SW846 8270C
2,6-Dinitrotoluene	ND	5.0	ug/L	SW846 8270C
Di-n-octyl phthalate	ND	1.0	ug/L	SW846 8270C
Fluoranthene	ND	0.20	ug/L	SW846 8270C
Fluorene	ND	0.20	ug/L	SW846 8270C
Hexachlorobenzene	ND	0.20	ug/L	SW846 8270C
Hexachlorobutadiene	ND	1.0	ug/L	SW846 8270C
Hexachlorocyclopenta-diene	ND	10	ug/L	SW846 8270C
Hexachloroethane	ND	1.0	ug/L	SW846 8270C
Indeno(1,2,3-cd)pyrene	ND	0.20	ug/L	SW846 8270C
Isophorone	ND	1.0	ug/L	SW846 8270C
2-Methylnaphthalene	ND	0.20	ug/L	SW846 8270C
2-Methylphenol	ND	1.0	ug/L	SW846 8270C
4-Methylphenol	ND	1.0	ug/L	SW846 8270C
Naphthalene	ND	0.20	ug/L	SW846 8270C
2-Nitroaniline	ND	2.0	ug/L	SW846 8270C
3-Nitroaniline	ND	2.0	ug/L	SW846 8270C
4-Nitroaniline	ND	2.0	ug/L	SW846 8270C
Nitrobenzene	ND	1.0	ug/L	SW846 8270C
2-Nitrophenol	ND	2.0	ug/L	SW846 8270C
4-Nitrophenol	ND	5.0	ug/L	SW846 8270C
N-Nitrosodi-n-propyl-amine	ND	1.0	ug/L	SW846 8270C
N-Nitrosodiphenylamine	ND	1.0	ug/L	SW846 8270C
2,2'-oxybis (1-Chloropropane)	ND	1.0	ug/L	SW846 8270C
Pentachlorophenol	ND	5.0	ug/L	SW846 8270C
Phenanthrene	ND	0.20	ug/L	SW846 8270C
Phenol	ND	1.0	ug/L	SW846 8270C
Pyrene	ND	0.20	ug/L	SW846 8270C
2,4,5-Trichloro-phenol	ND	5.0	ug/L	SW846 8270C
2,4,6-Trichloro-phenol	ND	5.0	ug/L	SW846 8270C

SURROGATE	PERCENT RECOVERY	RECOVERY LIMITS
Nitrobenzene-d5	68	(27 - 111)
2-Fluorobiphenyl	60	(28 - 110)
Terphenyl-d14	94	(37 - 119)
Phenol-d5	72	(10 - 110)
2-Fluorophenol	69	(10 - 110)
2,4,6-Tribromophenol	67	(22 - 120)

(Continued on next page)

METHOD BLANK REPORT

GC/MS Semivolatiles

Client Lot #...: 8K13306 **Work Order #...:** K213K1AA **Matrix.....:** WATER

NOTE(S):

Calculations are performed before rounding to avoid round-off errors in calculated results.

METHOD BLANK REPORT

GC/MS Semivolatiles

Client Lot #...: 8K13306 **Work Order #...:** K23CH1AA **Matrix.....:** WATER
MB Lot-Sample #: A8K170000-043

Prep Date.....: 11/17/08
Analysis Date..: 11/19/08 **Prep Batch #...:** 8322043
Dilution Factor: 1

PARAMETER	RESULT	REPORTING LIMIT	UNITS	METHOD
Acenaphthene	ND	0.20	ug/L	SW846 8270C
Acenaphthylene	ND	0.20	ug/L	SW846 8270C
Acetophenone	ND	1.0	ug/L	SW846 8270C
Anthracene	ND	0.20	ug/L	SW846 8270C
Atrazine	ND	1.0	ug/L	SW846 8270C
Benzo(a)anthracene	ND	0.20	ug/L	SW846 8270C
Benzo(a)pyrene	ND	0.20	ug/L	SW846 8270C
Benzo(b)fluoranthene	ND	0.20	ug/L	SW846 8270C
Benzo(ghi)perylene	ND	0.20	ug/L	SW846 8270C
Benzo(k)fluoranthene	ND	0.20	ug/L	SW846 8270C
Benzaldehyde	ND	1.0	ug/L	SW846 8270C
1,1'-Biphenyl	ND	1.0	ug/L	SW846 8270C
bis(2-Chloroethoxy) methane	ND	1.0	ug/L	SW846 8270C
bis(2-Chloroethyl)-ether	ND	1.0	ug/L	SW846 8270C
bis(2-Ethylhexyl) phthalate	ND	2.0	ug/L	SW846 8270C
4-Bromophenyl phenyl ether	ND	2.0	ug/L	SW846 8270C
Butyl benzyl phthalate	ND	1.0	ug/L	SW846 8270C
Caprolactam	ND	5.0	ug/L	SW846 8270C
Carbazole	ND	1.0	ug/L	SW846 8270C
4-Chloroaniline	ND	2.0	ug/L	SW846 8270C
4-Chloro-3-methylphenol	ND	2.0	ug/L	SW846 8270C
2-Chloronaphthalene	ND	1.0	ug/L	SW846 8270C
2-Chlorophenol	ND	1.0	ug/L	SW846 8270C
4-Chlorophenyl phenyl ether	ND	2.0	ug/L	SW846 8270C
Chrysene	ND	0.20	ug/L	SW846 8270C
Dibenz(a,h)anthracene	ND	0.20	ug/L	SW846 8270C
Dibenzofuran	ND	1.0	ug/L	SW846 8270C
3,3'-Dichlorobenzidine	ND	5.0	ug/L	SW846 8270C
2,4-Dichlorophenol	ND	2.0	ug/L	SW846 8270C
Diethyl phthalate	ND	1.0	ug/L	SW846 8270C
2,4-Dimethylphenol	ND	2.0	ug/L	SW846 8270C
Dimethyl phthalate	ND	1.0	ug/L	SW846 8270C
Di-n-butyl phthalate	ND	1.0	ug/L	SW846 8270C
4,6-Dinitro-2-methylphenol	ND	5.0	ug/L	SW846 8270C
2,4-Dinitrophenol	ND	5.0	ug/L	SW846 8270C

(Continued on next page)

METHOD BLANK REPORT

GC/MS Semivolatiles

Client Lot #...: 8K13306 **Work Order #...:** K23CH1AA **Matrix.....:** WATER

PARAMETER	RESULT	REPORTING LIMIT	UNITS	METHOD
2,4-Dinitrotoluene	ND	5.0	ug/L	SW846 8270C
2,6-Dinitrotoluene	ND	5.0	ug/L	SW846 8270C
Di-n-octyl phthalate	ND	1.0	ug/L	SW846 8270C
Fluoranthene	ND	0.20	ug/L	SW846 8270C
Fluorene	ND	0.20	ug/L	SW846 8270C
Hexachlorobenzene	ND	0.20	ug/L	SW846 8270C
Hexachlorobutadiene	ND	1.0	ug/L	SW846 8270C
Hexachlorocyclopenta-diene	ND	10	ug/L	SW846 8270C
Hexachloroethane	ND	1.0	ug/L	SW846 8270C
Indeno(1,2,3-cd)pyrene	ND	0.20	ug/L	SW846 8270C
Isophorone	ND	1.0	ug/L	SW846 8270C
2-Methylnaphthalene	ND	0.20	ug/L	SW846 8270C
2-Methylphenol	ND	1.0	ug/L	SW846 8270C
4-Methylphenol	ND	1.0	ug/L	SW846 8270C
Naphthalene	ND	0.20	ug/L	SW846 8270C
2-Nitroaniline	ND	2.0	ug/L	SW846 8270C
3-Nitroaniline	ND	2.0	ug/L	SW846 8270C
4-Nitroaniline	ND	2.0	ug/L	SW846 8270C
Nitrobenzene	ND	1.0	ug/L	SW846 8270C
2-Nitrophenol	ND	2.0	ug/L	SW846 8270C
4-Nitrophenol	ND	5.0	ug/L	SW846 8270C
N-Nitrosodi-n-propyl-amine	ND	1.0	ug/L	SW846 8270C
N-Nitrosodiphenylamine	ND	1.0	ug/L	SW846 8270C
2,2'-oxybis (1-Chloropropane)	ND	1.0	ug/L	SW846 8270C
Pentachlorophenol	ND	5.0	ug/L	SW846 8270C
Phenanthrene	ND	0.20	ug/L	SW846 8270C
Phenol	ND	1.0	ug/L	SW846 8270C
Pyrene	ND	0.20	ug/L	SW846 8270C
2,4,5-Trichloro-phenol	ND	5.0	ug/L	SW846 8270C
2,4,6-Trichloro-phenol	ND	5.0	ug/L	SW846 8270C

SURROGATE	PERCENT RECOVERY	RECOVERY LIMITS
Nitrobenzene-d5	67	(27 - 111)
2-Fluorobiphenyl	63	(28 - 110)
Terphenyl-d14	90	(37 - 119)
Phenol-d5	71	(10 - 110)
2-Fluorophenol	64	(10 - 110)
2,4,6-Tribromophenol	71	(22 - 120)

(Continued on next page)

METHOD BLANK REPORT

GC/MS Semivolatiles

Client Lot #...: 8K13306 **Work Order #...:** K23CH1AA **Matrix.....:** WATER

NOTE(S):

Calculations are performed before rounding to avoid round-off errors in calculated results.

METHOD BLANK REPORT

GC/MS Semivolatiles

Client Lot #...: 8K13306 **Work Order #...:** K27271AA **Matrix.....:** WATER
MB Lot-Sample #: A8K190000-044

Prep Date.....: 11/19/08
Analysis Date..: 11/24/08 **Prep Batch #...:** 8324044
Dilution Factor: 1

PARAMETER	RESULT	REPORTING LIMIT	UNITS	METHOD
Acenaphthene	ND	0.20	ug/L	SW846 8270C
Acenaphthylene	ND	0.20	ug/L	SW846 8270C
Acetophenone	ND	1.0	ug/L	SW846 8270C
Anthracene	ND	0.20	ug/L	SW846 8270C
Atrazine	ND	1.0	ug/L	SW846 8270C
Benzo(a)anthracene	ND	0.20	ug/L	SW846 8270C
Benzo(a)pyrene	ND	0.20	ug/L	SW846 8270C
Benzo(b)fluoranthene	ND	0.20	ug/L	SW846 8270C
Benzo(ghi)perylene	ND	0.20	ug/L	SW846 8270C
Benzo(k)fluoranthene	ND	0.20	ug/L	SW846 8270C
Benzaldehyde	ND	1.0	ug/L	SW846 8270C
1,1'-Biphenyl	ND	1.0	ug/L	SW846 8270C
bis(2-Chloroethoxy) methane	ND	1.0	ug/L	SW846 8270C
bis(2-Chloroethyl)-ether	ND	1.0	ug/L	SW846 8270C
bis(2-Ethylhexyl) phthalate	ND	2.0	ug/L	SW846 8270C
4-Bromophenyl phenyl ether	ND	2.0	ug/L	SW846 8270C
Butyl benzyl phthalate	ND	1.0	ug/L	SW846 8270C
Caprolactam	ND	5.0	ug/L	SW846 8270C
Carbazole	ND	1.0	ug/L	SW846 8270C
4-Chloroaniline	ND	2.0	ug/L	SW846 8270C
4-Chloro-3-methylphenol	ND	2.0	ug/L	SW846 8270C
2-Chloronaphthalene	ND	1.0	ug/L	SW846 8270C
2-Chlorophenol	ND	1.0	ug/L	SW846 8270C
4-Chlorophenyl phenyl ether	ND	2.0	ug/L	SW846 8270C
Chrysene	ND	0.20	ug/L	SW846 8270C
Dibenz(a,h)anthracene	ND	0.20	ug/L	SW846 8270C
Dibenzofuran	ND	1.0	ug/L	SW846 8270C
3,3'-Dichlorobenzidine	ND	5.0	ug/L	SW846 8270C
2,4-Dichlorophenol	ND	2.0	ug/L	SW846 8270C
Diethyl phthalate	ND	1.0	ug/L	SW846 8270C
2,4-Dimethylphenol	ND	2.0	ug/L	SW846 8270C
Dimethyl phthalate	ND	1.0	ug/L	SW846 8270C
Di-n-butyl phthalate	ND	1.0	ug/L	SW846 8270C
4,6-Dinitro-2-methylphenol	ND	5.0	ug/L	SW846 8270C
2,4-Dinitrophenol	ND	5.0	ug/L	SW846 8270C

(Continued on next page)

METHOD BLANK REPORT

GC/MS Semivolatiles

Client Lot #...: 8K13306 **Work Order #...:** K27271AA **Matrix.....:** WATER

PARAMETER	RESULT	REPORTING LIMIT	UNITS	METHOD
2,4-Dinitrotoluene	ND	5.0	ug/L	SW846 8270C
2,6-Dinitrotoluene	ND	5.0	ug/L	SW846 8270C
Di-n-octyl phthalate	ND	1.0	ug/L	SW846 8270C
Fluoranthene	ND	0.20	ug/L	SW846 8270C
Fluorene	ND	0.20	ug/L	SW846 8270C
Hexachlorobenzene	ND	0.20	ug/L	SW846 8270C
Hexachlorobutadiene	ND	1.0	ug/L	SW846 8270C
Hexachlorocyclopenta-diene	ND	10	ug/L	SW846 8270C
Hexachloroethane	ND	1.0	ug/L	SW846 8270C
Indeno(1,2,3-cd)pyrene	ND	0.20	ug/L	SW846 8270C
Isophorone	ND	1.0	ug/L	SW846 8270C
2-Methylnaphthalene	ND	0.20	ug/L	SW846 8270C
2-Methylphenol	ND	1.0	ug/L	SW846 8270C
4-Methylphenol	ND	1.0	ug/L	SW846 8270C
Naphthalene	ND	0.20	ug/L	SW846 8270C
2-Nitroaniline	ND	2.0	ug/L	SW846 8270C
3-Nitroaniline	ND	2.0	ug/L	SW846 8270C
4-Nitroaniline	ND	2.0	ug/L	SW846 8270C
Nitrobenzene	**1.6**	**1.0**	**ug/L**	**SW846 8270C**
2-Nitrophenol	ND	2.0	ug/L	SW846 8270C
4-Nitrophenol	ND	5.0	ug/L	SW846 8270C
N-Nitrosodi-n-propyl-amine	ND	1.0	ug/L	SW846 8270C
N-Nitrosodiphenylamine	ND	1.0	ug/L	SW846 8270C
2,2'-oxybis (1-Chloropropane)	ND	1.0	ug/L	SW846 8270C
Pentachlorophenol	ND	5.0	ug/L	SW846 8270C
Phenanthrene	ND	0.20	ug/L	SW846 8270C
Phenol	ND	1.0	ug/L	SW846 8270C
Pyrene	ND	0.20	ug/L	SW846 8270C
2,4,5-Trichloro-phenol	ND	5.0	ug/L	SW846 8270C
2,4,6-Trichloro-phenol	ND	5.0	ug/L	SW846 8270C

SURROGATE	PERCENT RECOVERY	RECOVERY LIMITS
Nitrobenzene-d5	77	(27 - 111)
2-Fluorobiphenyl	60	(28 - 110)
Terphenyl-d14	98	(37 - 119)
Phenol-d5	68	(10 - 110)
2-Fluorophenol	72	(10 - 110)
2,4,6-Tribromophenol	59	(22 - 120)

(Continued on next page)

METHOD BLANK REPORT

GC/MS Semivolatiles

Client Lot #...: 8K13306 **Work Order #...:** K27271AA **Matrix.....:** WATER

NOTE(S):

Calculations are performed before rounding to avoid round-off errors in calculated results.

METHOD BLANK REPORT

TOTAL Metals

Client Lot #...: 8K13306 **Matrix.....:** WATER

PARAMETER	RESULT	REPORTING LIMIT	UNITS	METHOD	PREPARATION-ANALYSIS DATE	WORK ORDER #
MB Lot-Sample #: A8K140000-021 **Prep Batch #...:** 8319021						
Arsenic	ND	10.0	ug/L	SW846 6010B	11/14-11/17/08	K2XLL1AF
		Dilution Factor: 1				
Barium	ND	200	ug/L	SW846 6010B	11/14-11/17/08	K2XLL1AA
		Dilution Factor: 1				
Cadmium	ND	5.0	ug/L	SW846 6010B	11/14-11/17/08	K2XLL1AC
		Dilution Factor: 1				
Lead	ND	3.0	ug/L	SW846 6010B	11/14-11/17/08	K2XLL1AG
		Dilution Factor: 1				
Chromium	ND	10.0	ug/L	SW846 6010B	11/14-11/17/08	K2XLL1AD
		Dilution Factor: 1				
Selenium	ND	5.0	ug/L	SW846 6010B	11/14-11/17/08	K2XLL1AH
		Dilution Factor: 1				
Silver	ND	10.0	ug/L	SW846 6010B	11/14-11/17/08	K2XLL1AE
		Dilution Factor: 1				
Mercury	ND	0.20	ug/L	SW846 7470A	11/14-11/17/08	K2XLL1AJ
		Dilution Factor: 1				
MB Lot-Sample #: A8K140000-022 **Prep Batch #...:** 8319022						
Arsenic	ND	10.0	ug/L	SW846 6010B	11/14-11/19/08	K2XLN1AF
		Dilution Factor: 1				
Barium	ND	200	ug/L	SW846 6010B	11/14-11/19/08	K2XLN1AA
		Dilution Factor: 1				
Cadmium	ND	5.0	ug/L	SW846 6010B	11/14-11/19/08	K2XLN1AC
		Dilution Factor: 1				
Lead	ND	3.0	ug/L	SW846 6010B	11/14-11/19/08	K2XLN1AG
		Dilution Factor: 1				
Chromium	ND	10.0	ug/L	SW846 6010B	11/14-11/19/08	K2XLN1AD
		Dilution Factor: 1				
Selenium	ND	5.0	ug/L	SW846 6010B	11/14-11/19/08	K2XLN1AH
		Dilution Factor: 1				

(Continued on next page)

METHOD BLANK REPORT

TOTAL Metals

Client Lot #...: 8K13306 **Matrix.....:** WATER

PARAMETER	RESULT	REPORTING LIMIT	UNITS	METHOD	PREPARATION-ANALYSIS DATE	WORK ORDER #
Silver	ND	10.0	ug/L	SW846 6010B	11/14-11/19/08	K2XLN1AE
		Dilution Factor: 1				
Mercury	ND	0.20	ug/L	SW846 7470A	11/14-11/17/08	K2XLN1AJ
		Dilution Factor: 1				

MB Lot-Sample #: A8K170000-015 **Prep Batch #...:** 8322015

Arsenic	ND	10.0	ug/L	SW846 6010B	11/17-11/21/08	K23AF1CU
		Dilution Factor: 1				
Barium	ND	200	ug/L	SW846 6010B	11/17-11/21/08	K23AF1AE
		Dilution Factor: 1				
Cadmium	ND	5.0	ug/L	SW846 6010B	11/17-11/21/08	K23AF1AF
		Dilution Factor: 1				
Lead	ND	3.0	ug/L	SW846 6010B	11/17-11/21/08	K23AF1CV
		Dilution Factor: 1				
Chromium	ND	10.0	ug/L	SW846 6010B	11/17-11/21/08	K23AF1AX
		Dilution Factor: 1				
Selenium	ND	5.0	ug/L	SW846 6010B	11/17-11/21/08	K23AF1CW
		Dilution Factor: 1				
Silver	ND	10.0	ug/L	SW846 6010B	11/17-11/21/08	K23AF1AT
		Dilution Factor: 1				
Mercury	ND	0.20	ug/L	SW846 7470A	11/17-11/19/08	K23AF1A2
		Dilution Factor: 1				

MB Lot-Sample #: A8K170000-018 **Prep Batch #...:** 8322018

Arsenic	ND	10.0	ug/L	SW846 6010B	11/17-11/18/08	K23AM1CW
		Dilution Factor: 1				
Barium	ND	200	ug/L	SW846 6010B	11/17-11/18/08	K23AM1AH
		Dilution Factor: 1				
Cadmium	ND	5.0	ug/L	SW846 6010B	11/17-11/18/08	K23AM1AK
		Dilution Factor: 1				
Lead	ND	3.0	ug/L	SW846 6010B	11/17-11/18/08	K23AM1CX
		Dilution Factor: 1				

(Continued on next page)

METHOD BLANK REPORT

TOTAL Metals

Client Lot #...: 8K13306 **Matrix.....:** WATER

PARAMETER	RESULT	REPORTING LIMIT	UNITS	METHOD	PREPARATION-ANALYSIS DATE	WORK ORDER #
Chromium	ND	10.0	ug/L	SW846 6010B	11/17-11/18/08	K23AM1AL
		Dilution Factor: 1				
Selenium	ND	5.0	ug/L	SW846 6010B	11/17-11/18/08	K23AM1C0
		Dilution Factor: 1				
Silver	ND	10.0	ug/L	SW846 6010B	11/17-11/18/08	K23AM1AP
		Dilution Factor: 1				
Mercury	ND	0.20	ug/L	SW846 7470A	11/17/08	K23AM1AT
		Dilution Factor: 1				

MB Lot-Sample #: A8K190000-013 **Prep Batch #...:** 8324013

Arsenic	ND	10.0	ug/L	SW846 6010B	11/19-11/22/08	K27001AF
		Dilution Factor: 1				
Barium	ND	200	ug/L	SW846 6010B	11/19-11/24/08	K27001AA
		Dilution Factor: 1				
Cadmium	ND	5.0	ug/L	SW846 6010B	11/19-11/22/08	K27001AC
		Dilution Factor: 1				
Lead	ND	3.0	ug/L	SW846 6010B	11/19-11/22/08	K27001AG
		Dilution Factor: 1				
Chromium	ND	10.0	ug/L	SW846 6010B	11/19-11/22/08	K27001AD
		Dilution Factor: 1				
Selenium	ND	5.0	ug/L	SW846 6010B	11/19-11/22/08	K27001AH
		Dilution Factor: 1				
Silver	ND	10.0	ug/L	SW846 6010B	11/19-11/22/08	K27001AE
		Dilution Factor: 1				
Mercury	ND	0.20	ug/L	SW846 7470A	11/19-11/20/08	K27001AJ
		Dilution Factor: 1				

NOTE(S):

Calculations are performed before rounding to avoid round-off errors in calculated results.

METHOD BLANK REPORT

DISSOLVED Metals

Client Lot #...: 8K13306 **Matrix.....:** WATER

PARAMETER	RESULT	REPORTING LIMIT	UNITS	METHOD	PREPARATION-ANALYSIS DATE	WORK ORDER #
MB Lot-Sample #: A8K140000-021 **Prep Batch #...:** 8319021						
Arsenic	ND	10.0	ug/L	SW846 6010B	11/14-11/17/08	K2XLL1A8
		Dilution Factor: 1				
Barium	ND	200	ug/L	SW846 6010B	11/14-11/17/08	K2XLL1A4
		Dilution Factor: 1				
Cadmium	ND	5.0	ug/L	SW846 6010B	11/14-11/17/08	K2XLL1A5
		Dilution Factor: 1				
Lead	ND	3.0	ug/L	SW846 6010B	11/14-11/17/08	K2XLL1A9
		Dilution Factor: 1				
Chromium	ND	10.0	ug/L	SW846 6010B	11/14-11/17/08	K2XLL1A6
		Dilution Factor: 1				
Selenium	ND	5.0	ug/L	SW846 6010B	11/14-11/17/08	K2XLL1CA
		Dilution Factor: 1				
Silver	ND	10.0	ug/L	SW846 6010B	11/14-11/17/08	K2XLL1A7
		Dilution Factor: 1				
Mercury	ND	0.20	ug/L	SW846 7470A	11/14-11/17/08	K2XLL1CC
		Dilution Factor: 1				
MB Lot-Sample #: A8K140000-022 **Prep Batch #...:** 8319022						
Arsenic	ND	10.0	ug/L	SW846 6010B	11/14-11/19/08	K2XLN1AP
		Dilution Factor: 1				
Barium	ND	200	ug/L	SW846 6010B	11/14-11/19/08	K2XLN1AK
		Dilution Factor: 1				
Cadmium	ND	5.0	ug/L	SW846 6010B	11/14-11/19/08	K2XLN1AL
		Dilution Factor: 1				
Lead	ND	3.0	ug/L	SW846 6010B	11/14-11/19/08	K2XLN1AQ
		Dilution Factor: 1				
Chromium	ND	10.0	ug/L	SW846 6010B	11/14-11/19/08	K2XLN1AM
		Dilution Factor: 1				
Selenium	ND	5.0	ug/L	SW846 6010B	11/14-11/19/08	K2XLN1AR
		Dilution Factor: 1				

(Continued on next page)

METHOD BLANK REPORT

DISSOLVED Metals

Client Lot #...: 8K13306 **Matrix.....:** WATER

PARAMETER	RESULT	REPORTING LIMIT	UNITS	METHOD	PREPARATION-ANALYSIS DATE	WORK ORDER #
Silver	ND	10.0	ug/L	SW846 6010B	11/14-11/19/08	K2XLN1AN
		Dilution Factor: 1				
Mercury	ND	0.20	ug/L	SW846 7470A	11/14-11/17/08	K2XLN1AT
		Dilution Factor: 1				

MB Lot-Sample #: A8K170000-015 **Prep Batch #...:** 8322015

Arsenic	ND	10.0	ug/L	SW846 6010B	11/17-11/21/08	K23AF1C3
		Dilution Factor: 1				
Barium	ND	200	ug/L	SW846 6010B	11/17-11/21/08	K23AF1CX
		Dilution Factor: 1				
Cadmium	ND	5.0	ug/L	SW846 6010B	11/17-11/21/08	K23AF1C0
		Dilution Factor: 1				
Lead	ND	3.0	ug/L	SW846 6010B	11/17-11/21/08	K23AF1C4
		Dilution Factor: 1				
Chromium	ND	10.0	ug/L	SW846 6010B	11/17-11/21/08	K23AF1C1
		Dilution Factor: 1				
Selenium	ND	5.0	ug/L	SW846 6010B	11/17-11/21/08	K23AF1C5
		Dilution Factor: 1				
Silver	ND	10.0	ug/L	SW846 6010B	11/17-11/21/08	K23AF1C2
		Dilution Factor: 1				
Mercury	ND	0.20	ug/L	SW846 7470A	11/17-11/19/08	K23AF1C6
		Dilution Factor: 1				

MB Lot-Sample #: A8K170000-018 **Prep Batch #...:** 8322018

Arsenic	ND	10.0	ug/L	SW846 6010B	11/17-11/18/08	K23AM1CR
		Dilution Factor: 1				
Barium	ND	200	ug/L	SW846 6010B	11/17-11/18/08	K23AM1CM
		Dilution Factor: 1				
Cadmium	ND	5.0	ug/L	SW846 6010B	11/17-11/18/08	K23AM1CN
		Dilution Factor: 1				
Lead	ND	3.0	ug/L	SW846 6010B	11/17-11/18/08	K23AM1CT
		Dilution Factor: 1				

(Continued on next page)

METHOD BLANK REPORT

DISSOLVED Metals

Client Lot #...: 8K13306 **Matrix.....:** WATER

PARAMETER	RESULT	REPORTING LIMIT	UNITS	METHOD	PREPARATION-ANALYSIS DATE	WORK ORDER #
Chromium	ND	10.0	ug/L	SW846 6010B	11/17-11/18/08	K23AM1CP
		Dilution Factor: 1				
Selenium	ND	5.0	ug/L	SW846 6010B	11/17-11/18/08	K23AM1CU
		Dilution Factor: 1				
Silver	ND	10.0	ug/L	SW846 6010B	11/17-11/18/08	K23AM1CQ
		Dilution Factor: 1				
Mercury	ND	0.20	ug/L	SW846 7470A	11/17/08	K23AM1CV
		Dilution Factor: 1				

MB Lot-Sample #: A8K190000-013 **Prep Batch #...:** 8324013

Arsenic	ND	10.0	ug/L	SW846 6010B	11/19-11/22/08	K27001AP
		Dilution Factor: 1				
Barium	ND	200	ug/L	SW846 6010B	11/19-11/24/08	K27001AK
		Dilution Factor: 1				
Cadmium	ND	5.0	ug/L	SW846 6010B	11/19-11/22/08	K27001AL
		Dilution Factor: 1				
Lead	ND	3.0	ug/L	SW846 6010B	11/19-11/22/08	K27001AQ
		Dilution Factor: 1				
Chromium	ND	10.0	ug/L	SW846 6010B	11/19-11/22/08	K27001AM
		Dilution Factor: 1				
Selenium	ND	5.0	ug/L	SW846 6010B	11/19-11/22/08	K27001AR
		Dilution Factor: 1				
Silver	ND	10.0	ug/L	SW846 6010B	11/19-11/22/08	K27001AN
		Dilution Factor: 1				
Mercury	ND	0.20	ug/L	SW846 7470A	11/19-11/20/08	K27001AT
		Dilution Factor: 1				

NOTE(S):

Calculations are performed before rounding to avoid round-off errors in calculated results.

LABORATORY CONTROL SAMPLE EVALUATION REPORT

GC/MS Volatiles

Client Lot #...: 8K13306 **Work Order #...:** K3AN51AC-LCS **Matrix.....:** WATER
LCS Lot-Sample#: A8K200000-110 K3AN51AD-LCSD
Prep Date.....: 11/19/08 **Analysis Date..:** 11/19/08
Prep Batch #...: 8325110
Dilution Factor: 1

PARAMETER	PERCENT RECOVERY	RECOVERY LIMITS	RPD	RPD LIMITS	METHOD
Benzene	**94**	**(80 - 116)**			**SW846 8260B**
	100	**(80 - 116)**	**6.4**	**(0-20)**	**SW846 8260B**
Chlorobenzene	**94**	**(76 - 117)**			**SW846 8260B**
	98	**(76 - 117)**	**4.8**	**(0-20)**	**SW846 8260B**
1,1-Dichloroethene	**102**	**(63 - 130)**			**SW846 8260B**
	105	**(63 - 130)**	**2.8**	**(0-20)**	**SW846 8260B**
Toluene	**96**	**(74 - 119)**			**SW846 8260B**
	99	**(74 - 119)**	**2.7**	**(0-20)**	**SW846 8260B**
Trichloroethene	**94**	**(75 - 122)**			**SW846 8260B**
	102	**(75 - 122)**	**7.4**	**(0-20)**	**SW846 8260B**

SURROGATE	PERCENT RECOVERY	RECOVERY LIMITS
Dibromofluoromethane	104	(73 - 122)
	101	(73 - 122)
1,2-Dichloroethane-d4	109	(61 - 128)
	109	(61 - 128)
Toluene-d8	102	(76 - 110)
	98	(76 - 110)
4-Bromofluorobenzene	111	(74 - 116)
	107	(74 - 116)

NOTE(S):

Calculations are performed before rounding to avoid round-off errors in calculated results.

Bold print denotes control parameters

LABORATORY CONTROL SAMPLE EVALUATION REPORT

GC/MS Volatiles

Client Lot #...: 8K13306 **Work Order #...:** K3JDQ1AC-LCS **Matrix.....:** WATER
LCS Lot-Sample#: A8K230000-060 K3JDQ1AD-LCSD
Prep Date.....: 11/22/08 **Analysis Date..:** 11/22/08
Prep Batch #...: 8328060
Dilution Factor: 1

PARAMETER	PERCENT RECOVERY	RECOVERY LIMITS	RPD	RPD LIMITS	METHOD
Benzene	**95**	**(80 - 116)**			**SW846 8260B**
	100	**(80 - 116)**	**5.4**	**(0-20)**	**SW846 8260B**
Chlorobenzene	**95**	**(76 - 117)**			**SW846 8260B**
	99	**(76 - 117)**	**3.9**	**(0-20)**	**SW846 8260B**
1,1-Dichloroethene	**96**	**(63 - 130)**			**SW846 8260B**
	100	**(63 - 130)**	**4.4**	**(0-20)**	**SW846 8260B**
Toluene	**96**	**(74 - 119)**			**SW846 8260B**
	98	**(74 - 119)**	**2.1**	**(0-20)**	**SW846 8260B**
Trichloroethene	**99**	**(75 - 122)**			**SW846 8260B**
	105	**(75 - 122)**	**6.0**	**(0-20)**	**SW846 8260B**

SURROGATE	PERCENT RECOVERY	RECOVERY LIMITS
Dibromofluoromethane	98	(73 - 122)
	100	(73 - 122)
1,2-Dichloroethane-d4	93	(61 - 128)
	93	(61 - 128)
Toluene-d8	97	(76 - 110)
	96	(76 - 110)
4-Bromofluorobenzene	94	(74 - 116)
	93	(74 - 116)

NOTE(S):

Calculations are performed before rounding to avoid round-off errors in calculated results.

Bold print denotes control parameters

LABORATORY CONTROL SAMPLE EVALUATION REPORT

GC/MS Volatiles

Client Lot #...: 8K13306 **Work Order #...:** K3JHQ1AC-LCS **Matrix.....:** WATER
LCS Lot-Sample#: A8K240000-081 K3JHQ1AD-LCSD
Prep Date.....: 11/23/08 **Analysis Date..:** 11/23/08
Prep Batch #...: 8329081
Dilution Factor: 1

PARAMETER	PERCENT RECOVERY	RECOVERY LIMITS	RPD	RPD LIMITS	METHOD
Benzene	**92**	**(80 - 116)**			**SW846 8260B**
	101	**(80 - 116)**	**9.3**	**(0-20)**	**SW846 8260B**
Chlorobenzene	**92**	**(76 - 117)**			**SW846 8260B**
	98	**(76 - 117)**	**6.5**	**(0-20)**	**SW846 8260B**
1,1-Dichloroethene	**87**	**(63 - 130)**			**SW846 8260B**
	99	**(63 - 130)**	**13**	**(0-20)**	**SW846 8260B**
Toluene	**92**	**(74 - 119)**			**SW846 8260B**
	101	**(74 - 119)**	**9.6**	**(0-20)**	**SW846 8260B**
Trichloroethene	**96**	**(75 - 122)**			**SW846 8260B**
	108	**(75 - 122)**	**11**	**(0-20)**	**SW846 8260B**

SURROGATE	PERCENT RECOVERY	RECOVERY LIMITS
Dibromofluoromethane	91	(73 - 122)
	92	(73 - 122)
1,2-Dichloroethane-d4	92	(61 - 128)
	91	(61 - 128)
Toluene-d8	98	(76 - 110)
	96	(76 - 110)
4-Bromofluorobenzene	90	(74 - 116)
	93	(74 - 116)

NOTE(S):

Calculations are performed before rounding to avoid round-off errors in calculated results.

Bold print denotes control parameters

LABORATORY CONTROL SAMPLE EVALUATION REPORT

GC/MS Volatiles

Client Lot #...: 8K13306 **Work Order #...:** K3JRK1AC-LCS **Matrix.....:** WATER
LCS Lot-Sample#: A8K240000-205 K3JRK1AD-LCSD
Prep Date.....: 11/21/08 **Analysis Date..:** 11/21/08
Prep Batch #...: 8329205
Dilution Factor: 1

PARAMETER	PERCENT RECOVERY	RECOVERY LIMITS	RPD	RPD LIMITS	METHOD
Benzene	**88**	**(80 - 116)**			**SW846 8260B**
	89	**(80 - 116)**	**2.0**	**(0-20)**	**SW846 8260B**
Chlorobenzene	**86**	**(76 - 117)**			**SW846 8260B**
	89	**(76 - 117)**	**3.6**	**(0-20)**	**SW846 8260B**
1,1-Dichloroethene	**98**	**(63 - 130)**			**SW846 8260B**
	97	**(63 - 130)**	**0.38**	**(0-20)**	**SW846 8260B**
Toluene	**85**	**(74 - 119)**			**SW846 8260B**
	86	**(74 - 119)**	**1.5**	**(0-20)**	**SW846 8260B**
Trichloroethene	**87**	**(75 - 122)**			**SW846 8260B**
	90	**(75 - 122)**	**3.1**	**(0-20)**	**SW846 8260B**

SURROGATE	PERCENT RECOVERY	RECOVERY LIMITS
Dibromofluoromethane	108	(73 - 122)
	107	(73 - 122)
1,2-Dichloroethane-d4	105	(61 - 128)
	101	(61 - 128)
Toluene-d8	95	(76 - 110)
	93	(76 - 110)
4-Bromofluorobenzene	104	(74 - 116)
	101	(74 - 116)

NOTE(S):

Calculations are performed before rounding to avoid round-off errors in calculated results.

Bold print denotes control parameters

LABORATORY CONTROL SAMPLE EVALUATION REPORT

GC/MS Volatiles

Client Lot #...: 8K13306 **Work Order #...:** K3N461AC-LCS **Matrix.....:** WATER
LCS Lot-Sample#: A8K260000-162 K3N461AD-LCSD
Prep Date.....: 11/25/08 **Analysis Date..:** 11/25/08
Prep Batch #...: 8331162
Dilution Factor: 1

PARAMETER	PERCENT RECOVERY	RECOVERY LIMITS	RPD	RPD LIMITS	METHOD
Benzene	**91**	**(80 - 116)**			**SW846 8260B**
	91	**(80 - 116)**	**0.38**	**(0-20)**	**SW846 8260B**
Chlorobenzene	**85**	**(76 - 117)**			**SW846 8260B**
	88	**(76 - 117)**	**2.7**	**(0-20)**	**SW846 8260B**
1,1-Dichloroethene	**75**	**(63 - 130)**			**SW846 8260B**
	85	**(63 - 130)**	**12**	**(0-20)**	**SW846 8260B**
Toluene	**85**	**(74 - 119)**			**SW846 8260B**
	86	**(74 - 119)**	**1.4**	**(0-20)**	**SW846 8260B**
Trichloroethene	**89**	**(75 - 122)**			**SW846 8260B**
	89	**(75 - 122)**	**0.020**	**(0-20)**	**SW846 8260B**

SURROGATE	PERCENT RECOVERY	RECOVERY LIMITS
Dibromofluoromethane	108	(73 - 122)
	103	(73 - 122)
1,2-Dichloroethane-d4	102	(61 - 128)
	98	(61 - 128)
Toluene-d8	94	(76 - 110)
	93	(76 - 110)
4-Bromofluorobenzene	98	(74 - 116)
	98	(74 - 116)

NOTE(S):

Calculations are performed before rounding to avoid round-off errors in calculated results.

Bold print denotes control parameters

LABORATORY CONTROL SAMPLE EVALUATION REPORT

GC/MS Volatiles

Client Lot #...: 8K13306 **Work Order #...:** K3RHR1AC-LCS **Matrix.....:** WATER
LCS Lot-Sample#: A8K280000-075 K3RHR1AD-LCSD
Prep Date.....: 11/26/08 **Analysis Date..:** 11/26/08
Prep Batch #...: 8333075
Dilution Factor: 1

PARAMETER	PERCENT RECOVERY	RECOVERY LIMITS	RPD	RPD LIMITS	METHOD
Benzene	**94**	**(80 - 116)**			**SW846 8260B**
	91	**(80 - 116)**	**3.1**	**(0-20)**	**SW846 8260B**
Chlorobenzene	**89**	**(76 - 117)**			**SW846 8260B**
	87	**(76 - 117)**	**2.3**	**(0-20)**	**SW846 8260B**
1,1-Dichloroethene	**116**	**(63 - 130)**			**SW846 8260B**
	116	**(63 - 130)**	**0.42**	**(0-20)**	**SW846 8260B**
Toluene	**93**	**(74 - 119)**			**SW846 8260B**
	89	**(74 - 119)**	**3.7**	**(0-20)**	**SW846 8260B**
Trichloroethene	**92**	**(75 - 122)**			**SW846 8260B**
	89	**(75 - 122)**	**3.1**	**(0-20)**	**SW846 8260B**

SURROGATE	PERCENT RECOVERY	RECOVERY LIMITS
Dibromofluoromethane	103	(73 - 122)
	106	(73 - 122)
1,2-Dichloroethane-d4	98	(61 - 128)
	101	(61 - 128)
Toluene-d8	96	(76 - 110)
	97	(76 - 110)
4-Bromofluorobenzene	96	(74 - 116)
	98	(74 - 116)

NOTE(S):

Calculations are performed before rounding to avoid round-off errors in calculated results.

Bold print denotes control parameters

LABORATORY CONTROL SAMPLE EVALUATION REPORT

GC/MS Semivolatiles

Client Lot #...: 8K13306 **Work Order #...:** K213H1AC **Matrix.....:** WATER
LCS Lot-Sample#: A8K150000-010
Prep Date.....: 11/15/08 **Analysis Date..:** 11/18/08
Prep Batch #...: 8320010
Dilution Factor: 1

PARAMETER	PERCENT RECOVERY	RECOVERY LIMITS	METHOD
Acenaphthene	**63**	**(40 - 110)**	**SW846 8270C**
1,2,4-Trichloro-benzene	**42**	**(25 - 110)**	**SW846 8270C**
1,4-Dichlorobenzene	**47**	**(19 - 110)**	**SW846 8270C**
4-Chloro-3-methylphenol	**71**	**(39 - 110)**	**SW846 8270C**
2-Chlorophenol	**74**	**(27 - 110)**	**SW846 8270C**
2,4-Dinitrotoluene	**76**	**(52 - 123)**	**SW846 8270C**
4-Nitrophenol	**78**	**(12 - 130)**	**SW846 8270C**
N-Nitrosodi-n-propyl-amine	**81**	**(37 - 121)**	**SW846 8270C**
Pentachlorophenol	**58**	**(26 - 110)**	**SW846 8270C**
Phenol	**73**	**(14 - 112)**	**SW846 8270C**
Pyrene	**76**	**(55 - 120)**	**SW846 8270C**

SURROGATE	PERCENT RECOVERY	RECOVERY LIMITS
Nitrobenzene-d5	70	(27 - 111)
2-Fluorobiphenyl	52	(28 - 110)
Terphenyl-d14	83	(37 - 119)
Phenol-d5	75	(10 - 110)
2-Fluorophenol	72	(10 - 110)
2,4,6-Tribromophenol	68	(22 - 120)

NOTE(S):

Calculations are performed before rounding to avoid round-off errors in calculated results.

Bold print denotes control parameters

LABORATORY CONTROL SAMPLE EVALUATION REPORT

GC/MS Semivolatiles

Client Lot #...: 8K13306 **Work Order #...:** K213K1AC-LCS **Matrix.....:** WATER
LCS Lot-Sample#: A8K150000-011 K213K1AD-LCSD
Prep Date.....: 11/15/08 **Analysis Date..:** 11/17/08
Prep Batch #...: 8320011
Dilution Factor: 1

PARAMETER	PERCENT RECOVERY	RECOVERY LIMITS	RPD	RPD LIMITS	METHOD
Acenaphthene	**66**	**(40 - 110)**			**SW846 8270C**
	67	**(40 - 110)**	**1.0**	**(0-30)**	**SW846 8270C**
1,2,4-Trichloro-benzene	**50**	**(25 - 110)**			**SW846 8270C**
	48	**(25 - 110)**	**3.8**	**(0-30)**	**SW846 8270C**
1,4-Dichlorobenzene	**55**	**(19 - 110)**			**SW846 8270C**
	52	**(19 - 110)**	**4.1**	**(0-30)**	**SW846 8270C**
4-Chloro-3-methylphenol	**75**	**(39 - 110)**			**SW846 8270C**
	76	**(39 - 110)**	**0.72**	**(0-30)**	**SW846 8270C**
2-Chlorophenol	**72**	**(27 - 110)**			**SW846 8270C**
	74	**(27 - 110)**	**2.6**	**(0-30)**	**SW846 8270C**
2,4-Dinitrotoluene	**78**	**(52 - 123)**			**SW846 8270C**
	80	**(52 - 123)**	**2.9**	**(0-30)**	**SW846 8270C**
4-Nitrophenol	**73**	**(12 - 130)**			**SW846 8270C**
	73	**(12 - 130)**	**0.30**	**(0-30)**	**SW846 8270C**
N-Nitrosodi-n-propyl-amine	**74**	**(37 - 121)**			**SW846 8270C**
	77	**(37 - 121)**	**3.1**	**(0-30)**	**SW846 8270C**
Pentachlorophenol	**66**	**(26 - 110)**			**SW846 8270C**
	65	**(26 - 110)**	**2.2**	**(0-30)**	**SW846 8270C**
Phenol	**72**	**(14 - 112)**			**SW846 8270C**
	73	**(14 - 112)**	**2.4**	**(0-30)**	**SW846 8270C**
Pyrene	**79**	**(55 - 120)**			**SW846 8270C**
	82	**(55 - 120)**	**4.0**	**(0-30)**	**SW846 8270C**

SURROGATE	PERCENT RECOVERY	RECOVERY LIMITS
Nitrobenzene-d5	72	(27 - 111)
	73	(27 - 111)
2-Fluorobiphenyl	62	(28 - 110)
	63	(28 - 110)
Terphenyl-d14	91	(37 - 119)
	94	(37 - 119)
Phenol-d5	70	(10 - 110)
	73	(10 - 110)
2-Fluorophenol	73	(10 - 110)
	75	(10 - 110)
2,4,6-Tribromophenol	70	(22 - 120)

(Continued on next page)

LABORATORY CONTROL SAMPLE EVALUATION REPORT

GC/MS Semivolatiles

Client Lot #...: 8K13306 **Work Order #...:** K213K1AC-LCS **Matrix.....:** WATER
LCS Lot-Sample#: A8K150000-011 K213K1AD-LCSD

SURROGATE	PERCENT RECOVERY	RECOVERY LIMITS
	72	(22 - 120)

NOTE(S):

Calculations are performed before rounding to avoid round-off errors in calculated results.

Bold print denotes control parameters

LABORATORY CONTROL SAMPLE EVALUATION REPORT

GC/MS Semivolatiles

Client Lot #...: 8K13306 **Work Order #...:** K23CH1AC-LCS **Matrix.....:** WATER
LCS Lot-Sample#: A8K170000-043 K23CH1AD-LCSD
Prep Date.....: 11/17/08 **Analysis Date..:** 11/19/08
Prep Batch #...: 8322043
Dilution Factor: 1

PARAMETER	PERCENT RECOVERY	RECOVERY LIMITS	RPD	RPD LIMITS	METHOD
Acenaphthene	**79**	**(40 - 110)**			**SW846 8270C**
	76	**(40 - 110)**	**4.6**	**(0-30)**	**SW846 8270C**
1,2,4-Trichloro-benzene	**69**	**(25 - 110)**			**SW846 8270C**
	64	**(25 - 110)**	**6.2**	**(0-30)**	**SW846 8270C**
1,4-Dichlorobenzene	**73**	**(19 - 110)**			**SW846 8270C**
	71	**(19 - 110)**	**2.9**	**(0-30)**	**SW846 8270C**
4-Chloro-3-methylphenol	**80**	**(39 - 110)**			**SW846 8270C**
	79	**(39 - 110)**	**1.8**	**(0-30)**	**SW846 8270C**
2-Chlorophenol	**79**	**(27 - 110)**			**SW846 8270C**
	80	**(27 - 110)**	**0.40**	**(0-30)**	**SW846 8270C**
2,4-Dinitrotoluene	**85**	**(52 - 123)**			**SW846 8270C**
	83	**(52 - 123)**	**1.9**	**(0-30)**	**SW846 8270C**
4-Nitrophenol	**91**	**(12 - 130)**			**SW846 8270C**
	89	**(12 - 130)**	**2.9**	**(0-30)**	**SW846 8270C**
N-Nitrosodi-n-propyl-amine	**88**	**(37 - 121)**			**SW846 8270C**
	86	**(37 - 121)**	**1.8**	**(0-30)**	**SW846 8270C**
Pentachlorophenol	**78**	**(26 - 110)**			**SW846 8270C**
	79	**(26 - 110)**	**0.28**	**(0-30)**	**SW846 8270C**
Phenol	**80**	**(14 - 112)**			**SW846 8270C**
	79	**(14 - 112)**	**0.33**	**(0-30)**	**SW846 8270C**
Pyrene	**83**	**(55 - 120)**			**SW846 8270C**
	80	**(55 - 120)**	**3.5**	**(0-30)**	**SW846 8270C**

SURROGATE	PERCENT RECOVERY	RECOVERY LIMITS
Nitrobenzene-d5	78	(27 - 111)
	75	(27 - 111)
2-Fluorobiphenyl	70	(28 - 110)
	65	(28 - 110)
Terphenyl-d14	87	(37 - 119)
	84	(37 - 119)
Phenol-d5	81	(10 - 110)
	81	(10 - 110)
2-Fluorophenol	76	(10 - 110)
	77	(10 - 110)
2,4,6-Tribromophenol	75	(22 - 120)

(Continued on next page)

LABORATORY CONTROL SAMPLE EVALUATION REPORT

GC/MS Semivolatiles

Client Lot #...: 8K13306 **Work Order #...:** K23CH1AC-LCS **Matrix.....:** WATER
LCS Lot-Sample#: A8K170000-043 K23CH1AD-LCSD

SURROGATE	PERCENT RECOVERY	RECOVERY LIMITS
	74	(22 - 120)

NOTE(S):

Calculations are performed before rounding to avoid round-off errors in calculated results.

Bold print denotes control parameters

LABORATORY CONTROL SAMPLE EVALUATION REPORT

GC/MS Semivolatiles

Client Lot #...: 8K13306 **Work Order #...:** K27271AC **Matrix.....:** WATER
LCS Lot-Sample#: A8K190000-044
Prep Date.....: 11/19/08 **Analysis Date..:** 11/21/08
Prep Batch #...: 8324044
Dilution Factor: 1

PARAMETER	PERCENT RECOVERY	RECOVERY LIMITS	METHOD
Acenaphthene	**69**	**(40 - 110)**	**SW846 8270C**
1,2,4-Trichloro-benzene	**47**	**(25 - 110)**	**SW846 8270C**
1,4-Dichlorobenzene	**48**	**(19 - 110)**	**SW846 8270C**
4-Chloro-3-methylphenol	**57**	**(39 - 110)**	**SW846 8270C**
2-Chlorophenol	**69**	**(27 - 110)**	**SW846 8270C**
2,4-Dinitrotoluene	**71**	**(52 - 123)**	**SW846 8270C**
4-Nitrophenol	**25**	**(12 - 130)**	**SW846 8270C**
N-Nitrosodi-n-propyl-amine	**72**	**(37 - 121)**	**SW846 8270C**
Pentachlorophenol	**38**	**(26 - 110)**	**SW846 8270C**
Phenol	**67**	**(14 - 112)**	**SW846 8270C**
Pyrene	**72**	**(55 - 120)**	**SW846 8270C**

SURROGATE	PERCENT RECOVERY	RECOVERY LIMITS
Nitrobenzene-d5	82	(27 - 111)
2-Fluorobiphenyl	73	(28 - 110)
Terphenyl-d14	95	(37 - 119)
Phenol-d5	80	(10 - 110)
2-Fluorophenol	81	(10 - 110)
2,4,6-Tribromophenol	66	(22 - 120)

NOTE(S):

Calculations are performed before rounding to avoid round-off errors in calculated results.

Bold print denotes control parameters

LABORATORY CONTROL SAMPLE EVALUATION REPORT

TOTAL Metals

Client Lot #...: 8K13306 **Matrix.....:** WATER

PARAMETER	PERCENT RECOVERY	RECOVERY LIMITS	METHOD	PREPARATION-ANALYSIS DATE	WORK ORDER #
LCS Lot-Sample#: A8K140000-021 **Prep Batch #...:** 8319021					
Barium	85	(80 - 120)	SW846 6010B	11/14-11/17/08	K2XLL1AK
		Dilution Factor: 1			
Arsenic	84	(80 - 120)	SW846 6010B	11/14-11/17/08	K2XLL1AP
		Dilution Factor: 1			
Cadmium	89	(80 - 120)	SW846 6010B	11/14-11/17/08	K2XLL1AL
		Dilution Factor: 1			
Lead	86	(80 - 120)	SW846 6010B	11/14-11/17/08	K2XLL1AQ
		Dilution Factor: 1			
Chromium	86	(80 - 120)	SW846 6010B	11/14-11/17/08	K2XLL1AM
		Dilution Factor: 1			
Selenium	88	(80 - 120)	SW846 6010B	11/14-11/17/08	K2XLL1AR
		Dilution Factor: 1			
Silver	94	(80 - 120)	SW846 6010B	11/14-11/17/08	K2XLL1AN
		Dilution Factor: 1			
Mercury	91	(81 - 123)	SW846 7470A	11/14-11/17/08	K2XLL1AT
		Dilution Factor: 1			
LCS Lot-Sample#: A8K140000-022 **Prep Batch #...:** 8319022					
Barium	101	(80 - 120)	SW846 6010B	11/14-11/19/08	K2XLN1AU
		Dilution Factor: 1			
Arsenic	101	(80 - 120)	SW846 6010B	11/14-11/19/08	K2XLN1A0
		Dilution Factor: 1			
Cadmium	105	(80 - 120)	SW846 6010B	11/14-11/19/08	K2XLN1AV
		Dilution Factor: 1			
Lead	104	(80 - 120)	SW846 6010B	11/14-11/19/08	K2XLN1A1
		Dilution Factor: 1			
Chromium	104	(80 - 120)	SW846 6010B	11/14-11/19/08	K2XLN1AW
		Dilution Factor: 1			

(Continued on next page)

LABORATORY CONTROL SAMPLE EVALUATION REPORT

TOTAL Metals

Client Lot #...: 8K13306 **Matrix.....:** WATER

PARAMETER	PERCENT RECOVERY	RECOVERY LIMITS	METHOD	PREPARATION-ANALYSIS DATE	WORK ORDER #
Selenium	106	(80 - 120)	SW846 6010B	11/14-11/19/08	K2XLN1A2
		Dilution Factor: 1			
Silver	110	(80 - 120)	SW846 6010B	11/14-11/19/08	K2XLN1AX
		Dilution Factor: 1			
Mercury	84	(81 - 123)	SW846 7470A	11/14-11/17/08	K2XLN1A3
		Dilution Factor: 1			
LCS Lot-Sample#: A8K170000-015		**Prep Batch #...:** 8322015			
Barium	85	(80 - 120)	SW846 6010B	11/17-11/21/08	K23AF1A6
		Dilution Factor: 1			
Arsenic	87	(80 - 120)	SW846 6010B	11/17-11/21/08	K23AF1C7
		Dilution Factor: 1			
Cadmium	87	(80 - 120)	SW846 6010B	11/17-11/21/08	K23AF1A7
		Dilution Factor: 1			
Lead	88	(80 - 120)	SW846 6010B	11/17-11/21/08	K23AF1C8
		Dilution Factor: 1			
Chromium	91	(80 - 120)	SW846 6010B	11/17-11/21/08	K23AF1CP
		Dilution Factor: 1			
Selenium	91	(80 - 120)	SW846 6010B	11/17-11/21/08	K23AF1C9
		Dilution Factor: 1			
Silver	95	(80 - 120)	SW846 6010B	11/17-11/21/08	K23AF1CK
		Dilution Factor: 1			
Mercury	106	(81 - 123)	SW846 7470A	11/17-11/19/08	K23AF1CT
		Dilution Factor: 1			
LCS Lot-Sample#: A8K170000-018		**Prep Batch #...:** 8322018			
Barium	85	(80 - 120)	SW846 6010B	11/17-11/18/08	K23AM1A2
		Dilution Factor: 1			
Arsenic	87	(80 - 120)	SW846 6010B	11/17-11/18/08	K23AM1DJ
		Dilution Factor: 1			
Cadmium	92	(80 - 120)	SW846 6010B	11/17-11/18/08	K23AM1A4
		Dilution Factor: 1			

(Continued on next page)

LABORATORY CONTROL SAMPLE EVALUATION REPORT

TOTAL Metals

Client Lot #...: 8K13306 **Matrix.....:** WATER

PARAMETER	PERCENT RECOVERY	RECOVERY LIMITS	METHOD	PREPARATION-ANALYSIS DATE	WORK ORDER #
Lead	91	(80 - 120)	SW846 6010B	11/17-11/18/08	K23AM1DK
		Dilution Factor: 1			
Chromium	90	(80 - 120)	SW846 6010B	11/17-11/18/08	K23AM1A5
		Dilution Factor: 1			
Selenium	91	(80 - 120)	SW846 6010B	11/17-11/18/08	K23AM1DL
		Dilution Factor: 1			
Silver	96	(80 - 120)	SW846 6010B	11/17-11/18/08	K23AM1A8
		Dilution Factor: 1			
Mercury	103	(81 - 123)	SW846 7470A	11/17/08	K23AM1CC
		Dilution Factor: 1			
LCS Lot-Sample#: A8K190000-013 **Prep Batch #...:** 8324013					
Barium	93	(80 - 120)	SW846 6010B	11/19-11/24/08	K27001AU
		Dilution Factor: 1			
Arsenic	90	(80 - 120)	SW846 6010B	11/19-11/22/08	K27001A0
		Dilution Factor: 1			
Cadmium	87	(80 - 120)	SW846 6010B	11/19-11/22/08	K27001AV
		Dilution Factor: 1			
Lead	86	(80 - 120)	SW846 6010B	11/19-11/22/08	K27001A1
		Dilution Factor: 1			
Chromium	87	(80 - 120)	SW846 6010B	11/19-11/22/08	K27001AW
		Dilution Factor: 1			
Selenium	90	(80 - 120)	SW846 6010B	11/19-11/22/08	K27001A2
		Dilution Factor: 1			
Silver	102	(80 - 120)	SW846 6010B	11/19-11/22/08	K27001AX
		Dilution Factor: 1			
Mercury	103	(81 - 123)	SW846 7470A	11/19-11/20/08	K27001A3
		Dilution Factor: 1			

NOTE(S):

Calculations are performed before rounding to avoid round-off errors in calculated results.

LABORATORY CONTROL SAMPLE EVALUATION REPORT

DISSOLVED Metals

Client Lot #...: 8K13306 **Matrix.....:** WATER

PARAMETER	PERCENT RECOVERY	RECOVERY LIMITS	METHOD	PREPARATION-ANALYSIS DATE	WORK ORDER #
LCS Lot-Sample#: A8K140000-021 **Prep Batch #...:** 8319021					
Barium	85	(80 - 120)	SW846 6010B	11/14-11/17/08	K2XLL1CM
		Dilution Factor: 1			
Arsenic	84	(80 - 120)	SW846 6010B	11/14-11/17/08	K2XLL1CR
		Dilution Factor: 1			
Cadmium	89	(80 - 120)	SW846 6010B	11/14-11/17/08	K2XLL1CN
		Dilution Factor: 1			
Lead	86	(80 - 120)	SW846 6010B	11/14-11/17/08	K2XLL1CT
		Dilution Factor: 1			
Chromium	86	(80 - 120)	SW846 6010B	11/14-11/17/08	K2XLL1CP
		Dilution Factor: 1			
Selenium	88	(80 - 120)	SW846 6010B	11/14-11/17/08	K2XLL1CU
		Dilution Factor: 1			
Silver	94	(80 - 120)	SW846 6010B	11/14-11/17/08	K2XLL1CQ
		Dilution Factor: 1			
Mercury	91	(81 - 123)	SW846 7470A	11/14-11/17/08	K2XLL1CV
		Dilution Factor: 1			
LCS Lot-Sample#: A8K140000-022 **Prep Batch #...:** 8319022					
Barium	101	(80 - 120)	SW846 6010B	11/14-11/19/08	K2XLN1A4
		Dilution Factor: 1			
Arsenic	101	(80 - 120)	SW846 6010B	11/14-11/19/08	K2XLN1A8
		Dilution Factor: 1			
Cadmium	105	(80 - 120)	SW846 6010B	11/14-11/19/08	K2XLN1A5
		Dilution Factor: 1			
Lead	104	(80 - 120)	SW846 6010B	11/14-11/19/08	K2XLN1A9
		Dilution Factor: 1			
Chromium	104	(80 - 120)	SW846 6010B	11/14-11/19/08	K2XLN1A6
		Dilution Factor: 1			

(Continued on next page)

LABORATORY CONTROL SAMPLE EVALUATION REPORT

DISSOLVED Metals

Client Lot #...: 8K13306 **Matrix.....:** WATER

PARAMETER	PERCENT RECOVERY	RECOVERY LIMITS	METHOD	PREPARATION-ANALYSIS DATE	WORK ORDER #
Selenium	106	(80 - 120)	SW846 6010B	11/14-11/19/08	K2XLN1CA
		Dilution Factor: 1			
Silver	110	(80 - 120)	SW846 6010B	11/14-11/19/08	K2XLN1A7
		Dilution Factor: 1			
Mercury	84	(81 - 123)	SW846 7470A	11/14-11/17/08	K2XLN1CC
		Dilution Factor: 1			
LCS Lot-Sample#: A8K170000-015 **Prep Batch #...:** 8322015					
Barium	85	(80 - 120)	SW846 6010B	11/17-11/21/08	K23AF1DA
		Dilution Factor: 1			
Arsenic	87	(80 - 120)	SW846 6010B	11/17-11/21/08	K23AF1DF
		Dilution Factor: 1			
Cadmium	87	(80 - 120)	SW846 6010B	11/17-11/21/08	K23AF1DC
		Dilution Factor: 1			
Lead	88	(80 - 120)	SW846 6010B	11/17-11/21/08	K23AF1DG
		Dilution Factor: 1			
Chromium	91	(80 - 120)	SW846 6010B	11/17-11/21/08	K23AF1DD
		Dilution Factor: 1			
Selenium	91	(80 - 120)	SW846 6010B	11/17-11/21/08	K23AF1DH
		Dilution Factor: 1			
Silver	95	(80 - 120)	SW846 6010B	11/17-11/21/08	K23AF1DE
		Dilution Factor: 1			
Mercury	106	(81 - 123)	SW846 7470A	11/17-11/19/08	K23AF1DJ
		Dilution Factor: 1			
LCS Lot-Sample#: A8K170000-018 **Prep Batch #...:** 8322018					
Barium	85	(80 - 120)	SW846 6010B	11/17-11/18/08	K23AM1C9
		Dilution Factor: 1			
Arsenic	87	(80 - 120)	SW846 6010B	11/17-11/18/08	K23AM1DE
		Dilution Factor: 1			
Cadmium	92	(80 - 120)	SW846 6010B	11/17-11/18/08	K23AM1DA
		Dilution Factor: 1			

(Continued on next page)

LABORATORY CONTROL SAMPLE EVALUATION REPORT

DISSOLVED Metals

Client Lot #...: 8K13306 **Matrix.....:** WATER

PARAMETER	PERCENT RECOVERY	RECOVERY LIMITS	METHOD	PREPARATION-ANALYSIS DATE	WORK ORDER #
Lead	91	(80 - 120)	SW846 6010B	11/17-11/18/08	K23AM1DF
		Dilution Factor: 1			
Chromium	90	(80 - 120)	SW846 6010B	11/17-11/18/08	K23AM1DC
		Dilution Factor: 1			
Selenium	91	(80 - 120)	SW846 6010B	11/17-11/18/08	K23AM1DG
		Dilution Factor: 1			
Silver	96	(80 - 120)	SW846 6010B	11/17-11/18/08	K23AM1DD
		Dilution Factor: 1			
Mercury	103	(81 - 123)	SW846 7470A	11/17/08	K23AM1DH
		Dilution Factor: 1			
LCS Lot-Sample#: A8K190000-013 **Prep Batch #...:** 8324013					
Barium	93	(80 - 120)	SW846 6010B	11/19-11/24/08	K27001A4
		Dilution Factor: 1			
Arsenic	90	(80 - 120)	SW846 6010B	11/19-11/22/08	K27001A8
		Dilution Factor: 1			
Cadmium	87	(80 - 120)	SW846 6010B	11/19-11/22/08	K27001A5
		Dilution Factor: 1			
Lead	86	(80 - 120)	SW846 6010B	11/19-11/22/08	K27001A9
		Dilution Factor: 1			
Chromium	87	(80 - 120)	SW846 6010B	11/19-11/22/08	K27001A6
		Dilution Factor: 1			
Selenium	90	(80 - 120)	SW846 6010B	11/19-11/22/08	K27001CA
		Dilution Factor: 1			
Silver	102	(80 - 120)	SW846 6010B	11/19-11/22/08	K27001A7
		Dilution Factor: 1			
Mercury	103	(81 - 123)	SW846 7470A	11/19-11/20/08	K27001CC
		Dilution Factor: 1			

NOTE(S):

Calculations are performed before rounding to avoid round-off errors in calculated results.

MATRIX SPIKE SAMPLE EVALUATION REPORT

GC/MS Volatiles

Client Lot #...: 8K13306 **Work Order #...:** K2V791AQ-MS **Matrix.....:** WATER
MS Lot-Sample #: A8K130271-002 K2V791AR-MSD
Date Sampled...: 11/12/08 07:51 **Date Received..:** 11/13/08
Prep Date.....: 11/22/08 **Analysis Date..:** 11/22/08
Prep Batch #...: 8328060
Dilution Factor: 1

PARAMETER	PERCENT RECOVERY	RECOVERY LIMITS	RPD	RPD LIMITS	METHOD
Benzene	**94**	**(78 - 118)**			**SW846 8260B**
	99	**(78 - 118)**	**5.2**	**(0-20)**	**SW846 8260B**
Chlorobenzene	**95**	**(76 - 117)**			**SW846 8260B**
	100	**(76 - 117)**	**5.3**	**(0-20)**	**SW846 8260B**
1,1-Dichloroethene	**90**	**(62 - 130)**			**SW846 8260B**
	96	**(62 - 130)**	**5.5**	**(0-20)**	**SW846 8260B**
Toluene	**97**	**(70 - 119)**			**SW846 8260B**
	99	**(70 - 119)**	**3.0**	**(0-20)**	**SW846 8260B**
Trichloroethene	**98**	**(62 - 130)**			**SW846 8260B**
	102	**(62 - 130)**	**3.6**	**(0-20)**	**SW846 8260B**

SURROGATE	PERCENT RECOVERY	RECOVERY LIMITS
Dibromofluoromethane	103	(73 - 122)
	94	(73 - 122)
1,2-Dichloroethane-d4	92	(61 - 128)
	92	(61 - 128)
Toluene-d8	99	(76 - 110)
	99	(76 - 110)
4-Bromofluorobenzene	95	(74 - 116)
	94	(74 - 116)

NOTE(S):

Calculations are performed before rounding to avoid round-off errors in calculated results.

Bold print denotes control parameters

MATRIX SPIKE SAMPLE EVALUATION REPORT

GC/MS Volatiles

Client Lot #...: 8K13306 **Work Order #...:** K2WGV1AC-MS **Matrix.....:** WG
MS Lot-Sample #: A8K130306-008 K2WGV1AD-MSD
Date Sampled...: 11/12/08 08:50 **Date Received..:** 11/13/08
Prep Date.....: 11/21/08 **Analysis Date..:** 11/21/08
Prep Batch #...: 8329205
Dilution Factor: 1

PARAMETER	PERCENT RECOVERY	RECOVERY LIMITS	RPD	RPD LIMITS	METHOD
Benzene	**93**	**(78 - 118)**			**SW846 8260B**
	94	**(78 - 118)**	**0.96**	**(0-20)**	**SW846 8260B**
Chlorobenzene	**91**	**(76 - 117)**			**SW846 8260B**
	92	**(76 - 117)**	**1.1**	**(0-20)**	**SW846 8260B**
1,1-Dichloroethene	**106**	**(62 - 130)**			**SW846 8260B**
	102	**(62 - 130)**	**3.3**	**(0-20)**	**SW846 8260B**
Toluene	**89**	**(70 - 119)**			**SW846 8260B**
	89	**(70 - 119)**	**0.21**	**(0-20)**	**SW846 8260B**
Trichloroethene	**92**	**(62 - 130)**			**SW846 8260B**
	92	**(62 - 130)**	**0.27**	**(0-20)**	**SW846 8260B**

SURROGATE	PERCENT RECOVERY	RECOVERY LIMITS
Dibromofluoromethane	109	(73 - 122)
	106	(73 - 122)
1,2-Dichloroethane-d4	96	(61 - 128)
	103	(61 - 128)
Toluene-d8	94	(76 - 110)
	94	(76 - 110)
4-Bromofluorobenzene	106	(74 - 116)
	103	(74 - 116)

NOTE(S):

Calculations are performed before rounding to avoid round-off errors in calculated results.

Bold print denotes control parameters

MATRIX SPIKE SAMPLE EVALUATION REPORT

GC/MS Volatiles

Client Lot #...: 8K13306 **Work Order #...:** K26HV1AC-MS **Matrix.....:** WG
MS Lot-Sample #: A8K180205-004 K26HV1AD-MSD
Date Sampled...: 11/17/08 16:20 **Date Received..:** 11/18/08
Prep Date.....: 11/26/08 **Analysis Date..:** 11/26/08
Prep Batch #...: 8333075
Dilution Factor: 666.67

PARAMETER	PERCENT RECOVERY	RECOVERY LIMITS	RPD	RPD LIMITS	METHOD
Benzene	**91**	**(78 - 118)**			**SW846 8260B**
	94	**(78 - 118)**	**3.1**	**(0-20)**	**SW846 8260B**
Chlorobenzene	**88**	**(76 - 117)**			**SW846 8260B**
	91	**(76 - 117)**	**3.4**	**(0-20)**	**SW846 8260B**
1,1-Dichloroethene	**111**	**(62 - 130)**			**SW846 8260B**
	113	**(62 - 130)**	**2.2**	**(0-20)**	**SW846 8260B**
Toluene	**88**	**(70 - 119)**			**SW846 8260B**
	91	**(70 - 119)**	**3.1**	**(0-20)**	**SW846 8260B**
Trichloroethene	**92**	**(62 - 130)**			**SW846 8260B**
	94	**(62 - 130)**	**1.8**	**(0-20)**	**SW846 8260B**

SURROGATE	PERCENT RECOVERY	RECOVERY LIMITS
Dibromofluoromethane	100	(73 - 122)
	99	(73 - 122)
1,2-Dichloroethane-d4	92	(61 - 128)
	91	(61 - 128)
Toluene-d8	93	(76 - 110)
	94	(76 - 110)
4-Bromofluorobenzene	92	(74 - 116)
	95	(74 - 116)

NOTE(S):

Calculations are performed before rounding to avoid round-off errors in calculated results.

Bold print denotes control parameters

MATRIX SPIKE SAMPLE EVALUATION REPORT

GC/MS Semivolatiles

Client Lot #...: 8K13306 **Work Order #...:** K2WGV1AF-MS **Matrix.....:** WG
MS Lot-Sample #: A8K130306-008 K2WGV1AG-MSD
Date Sampled...: 11/12/08 08:50 **Date Received..:** 11/13/08
Prep Date.....: 11/15/08 **Analysis Date..:** 11/18/08
Prep Batch #...: 8320010
Dilution Factor: 1

PARAMETER	PERCENT RECOVERY	RECOVERY LIMITS	RPD	RPD LIMITS	METHOD
Acenaphthene	**66**	**(36 - 110)**			**SW846 8270C**
	64	**(36 - 110)**	**2.5**	**(0-30)**	**SW846 8270C**
1,2,4-Trichloro- benzene	**47**	**(25 - 110)**			**SW846 8270C**
	50	**(25 - 110)**	**6.7**	**(0-30)**	**SW846 8270C**
1,4-Dichlorobenzene	**54**	**(17 - 110)**			**SW846 8270C**
	56	**(17 - 110)**	**3.6**	**(0-30)**	**SW846 8270C**
4-Chloro-3-methylphenol	**73**	**(33 - 110)**			**SW846 8270C**
	69	**(33 - 110)**	**4.5**	**(0-30)**	**SW846 8270C**
2-Chlorophenol	**74**	**(26 - 110)**			**SW846 8270C**
	70	**(26 - 110)**	**5.0**	**(0-30)**	**SW846 8270C**
2,4-Dinitrotoluene	**78**	**(46 - 119)**			**SW846 8270C**
	73	**(46 - 119)**	**6.7**	**(0-30)**	**SW846 8270C**
4-Nitrophenol	**84**	**(13 - 127)**			**SW846 8270C**
	80	**(13 - 127)**	**4.2**	**(0-30)**	**SW846 8270C**
N-Nitrosodi-n-propyl- amine	**80**	**(25 - 119)**			**SW846 8270C**
	76	**(25 - 119)**	**5.7**	**(0-30)**	**SW846 8270C**
Pentachlorophenol	**66**	**(23 - 110)**			**SW846 8270C**
	65	**(23 - 110)**	**1.3**	**(0-30)**	**SW846 8270C**
Phenol	**72**	**(16 - 110)**			**SW846 8270C**
	68	**(16 - 110)**	**4.8**	**(0-30)**	**SW846 8270C**
Pyrene	**78**	**(54 - 115)**			**SW846 8270C**
	73	**(54 - 115)**	**6.0**	**(0-30)**	**SW846 8270C**

SURROGATE	PERCENT RECOVERY	RECOVERY LIMITS
Nitrobenzene-d5	67	(27 - 111)
	67	(27 - 111)
2-Fluorobiphenyl	55	(28 - 110)
	54	(28 - 110)
Terphenyl-d14	83	(37 - 119)
	80	(37 - 119)
Phenol-d5	72	(10 - 110)
	70	(10 - 110)
2-Fluorophenol	70	(10 - 110)
	66	(10 - 110)

(Continued on next page)

MATRIX SPIKE SAMPLE EVALUATION REPORT

GC/MS Semivolatiles

Client Lot #...: 8K13306 **Work Order #...:** K2WGV1AF-MS **Matrix.....:** WG
MS Lot-Sample #: A8K130306-008 K2WGV1AG-MSD

SURROGATE	PERCENT RECOVERY	RECOVERY LIMITS
2,4,6-Tribromophenol	72	(22 - 120)
	69	(22 - 120)

NOTE(S):

Calculations are performed before rounding to avoid round-off errors in calculated results.

Bold print denotes control parameters

MATRIX SPIKE SAMPLE EVALUATION REPORT

GC/MS Semivolatiles

Client Lot #...: 8K13306 **Work Order #...:** K254W1AP-MS **Matrix.....:** WATER
MS Lot-Sample #: A8K180162-002 K254W1AQ-MSD
Date Sampled...: 11/15/08 13:45 **Date Received..:** 11/18/08
Prep Date.....: 11/19/08 **Analysis Date..:** 11/24/08
Prep Batch #...: 8324044
Dilution Factor: 1

PARAMETER	PERCENT RECOVERY	RECOVERY LIMITS	RPD	RPD LIMITS	METHOD
Acenaphthene	**68**	**(36 - 110)**			**SW846 8270C**
	66	**(36 - 110)**	**3.1**	**(0-30)**	**SW846 8270C**
1,2,4-Trichloro-benzene	**48**	**(25 - 110)**			**SW846 8270C**
	49	**(25 - 110)**	**2.6**	**(0-30)**	**SW846 8270C**
1,4-Dichlorobenzene	**50**	**(17 - 110)**			**SW846 8270C**
	54	**(17 - 110)**	**8.3**	**(0-30)**	**SW846 8270C**
4-Chloro-3-methylphenol	**66**	**(33 - 110)**			**SW846 8270C**
	65	**(33 - 110)**	**1.4**	**(0-30)**	**SW846 8270C**
2-Chlorophenol	**72**	**(26 - 110)**			**SW846 8270C**
	66	**(26 - 110)**	**7.5**	**(0-30)**	**SW846 8270C**
2,4-Dinitrotoluene	**68**	**(46 - 119)**			**SW846 8270C**
	72	**(46 - 119)**	**5.2**	**(0-30)**	**SW846 8270C**
4-Nitrophenol	**80**	**(13 - 127)**			**SW846 8270C**
	67	**(13 - 127)**	**19**	**(0-30)**	**SW846 8270C**
N-Nitrosodi-n-propyl-amine	**75**	**(25 - 119)**			**SW846 8270C**
	66	**(25 - 119)**	**13**	**(0-30)**	**SW846 8270C**
Pentachlorophenol	**59**	**(23 - 110)**			**SW846 8270C**
	53	**(23 - 110)**	**11**	**(0-30)**	**SW846 8270C**
Phenol	**69**	**(16 - 110)**			**SW846 8270C**
	65	**(16 - 110)**	**5.4**	**(0-30)**	**SW846 8270C**
Pyrene	**71**	**(54 - 115)**			**SW846 8270C**
	70	**(54 - 115)**	**1.9**	**(0-30)**	**SW846 8270C**

SURROGATE	PERCENT RECOVERY	RECOVERY LIMITS
Nitrobenzene-d5	83	(27 - 111)
	83	(27 - 111)
2-Fluorobiphenyl	72	(28 - 110)
	71	(28 - 110)
Terphenyl-d14	90	(37 - 119)
	86	(37 - 119)
Phenol-d5	83	(10 - 110)
	78	(10 - 110)
2-Fluorophenol	85	(10 - 110)
	79	(10 - 110)

(Continued on next page)

MATRIX SPIKE SAMPLE EVALUATION REPORT

GC/MS Semivolatiles

Client Lot #...: 8K13306 **Work Order #...:** K254W1AP-MS **Matrix.....:** WATER
MS Lot-Sample #: A8K180162-002 K254W1AQ-MSD

SURROGATE	PERCENT RECOVERY	RECOVERY LIMITS
2,4,6-Tribromophenol	84	(22 - 120)
	82	(22 - 120)

NOTE(S):

Calculations are performed before rounding to avoid round-off errors in calculated results.

Bold print denotes control parameters

MATRIX SPIKE SAMPLE EVALUATION REPORT

GC/MS Semivolatiles

Client Lot #...: 8K13306 **Work Order #...:** K26HV1AF-MS **Matrix.....:** WG
MS Lot-Sample #: A8K180205-004 K26HV1AG-MSD
Date Sampled...: 11/17/08 16:20 **Date Received..:** 11/18/08
Prep Date.....: 11/19/08 **Analysis Date..:** 11/21/08
Prep Batch #...: 8324044
Dilution Factor: 1

PARAMETER	PERCENT RECOVERY	RECOVERY LIMITS	RPD	RPD LIMITS	METHOD
Acenaphthene	**71**	**(36 - 110)**			**SW846 8270C**
	72	**(36 - 110)**	**1.3**	**(0-30)**	**SW846 8270C**
1,2,4-Trichloro- benzene	**47**	**(25 - 110)**			**SW846 8270C**
	46	**(25 - 110)**	**2.6**	**(0-30)**	**SW846 8270C**
1,4-Dichlorobenzene	**51**	**(17 - 110)**			**SW846 8270C**
	51	**(17 - 110)**	**0.77**	**(0-30)**	**SW846 8270C**
4-Chloro-3-methylphenol	**60**	**(33 - 110)**			**SW846 8270C**
	61	**(33 - 110)**	**0.78**	**(0-30)**	**SW846 8270C**
2-Chlorophenol	**69**	**(26 - 110)**			**SW846 8270C**
	72	**(26 - 110)**	**2.9**	**(0-30)**	**SW846 8270C**
2,4-Dinitrotoluene	**70**	**(46 - 119)**			**SW846 8270C**
	71	**(46 - 119)**	**1.3**	**(0-30)**	**SW846 8270C**
4-Nitrophenol	**0.0 a**	**(13 - 127)**			**SW846 8270C**
	0.0 a	**(13 - 127)**	**0.0**	**(0-30)**	**SW846 8270C**
N-Nitrosodi-n-propyl- amine	**75**	**(25 - 119)**			**SW846 8270C**
	77	**(25 - 119)**	**2.8**	**(0-30)**	**SW846 8270C**
Pentachlorophenol	**29**	**(23 - 110)**			**SW846 8270C**
	19 a,p	**(23 - 110)**	**39**	**(0-30)**	**SW846 8270C**
Phenol	**71**	**(16 - 110)**			**SW846 8270C**
	71	**(16 - 110)**	**0.99**	**(0-30)**	**SW846 8270C**
Pyrene	**77**	**(54 - 115)**			**SW846 8270C**
	79	**(54 - 115)**	**2.0**	**(0-30)**	**SW846 8270C**

SURROGATE	PERCENT RECOVERY	RECOVERY LIMITS
Nitrobenzene-d5	83	(27 - 111)
	87	(27 - 111)
2-Fluorobiphenyl	73	(28 - 110)
	73	(28 - 110)
Terphenyl-d14	100	(37 - 119)
	101	(37 - 119)
Phenol-d5	84	(10 - 110)
	85	(10 - 110)
2-Fluorophenol	82	(10 - 110)
	88	(10 - 110)

(Continued on next page)

MATRIX SPIKE SAMPLE EVALUATION REPORT

GC/MS Semivolatiles

Client Lot #...: 8K13306 **Work Order #...:** K26HV1AF-MS **Matrix.....:** WG
MS Lot-Sample #: A8K180205-004 K26HV1AG-MSD

SURROGATE	PERCENT RECOVERY	RECOVERY LIMITS
2,4,6-Tribromophenol	71	(22 - 120)
	73	(22 - 120)

NOTE(S):

Calculations are performed before rounding to avoid round-off errors in calculated results.

Bold print denotes control parameters

a Spiked analyte recovery is outside stated control limits.

p Relative percent difference (RPD) is outside stated control limits.

MATRIX SPIKE SAMPLE EVALUATION REPORT

TOTAL Metals

Client Lot #...: 8K13306 **Matrix.....:** WG
Date Sampled...: 11/12/08 15:25 **Date Received..:** 11/13/08

PARAMETER	PERCENT RECOVERY	RECOVERY LIMITS	RPD	RPD LIMITS	METHOD	PREPARATION-ANALYSIS DATE	WORK ORDER #
MS Lot-Sample #: A8K130306-012 **Prep Batch #...:** 8319021							
Arsenic	99	(75 - 125)			SW846 6010B	11/14-11/17/08	K2WHK1A6
	96	(75 - 125)	3.2	(0-20)	SW846 6010B	11/14-11/17/08	K2WHK1A7
		Dilution Factor: 1					
Barium	100	(75 - 125)			SW846 6010B	11/14-11/17/08	K2WHK1AW
	96	(75 - 125)	3.5	(0-20)	SW846 6010B	11/14-11/17/08	K2WHK1AX
		Dilution Factor: 1					
Cadmium	103	(75 - 125)			SW846 6010B	11/14-11/17/08	K2WHK1A0
	102	(75 - 125)	0.49	(0-20)	SW846 6010B	11/14-11/17/08	K2WHK1A1
		Dilution Factor: 1					
Lead	100	(75 - 125)			SW846 6010B	11/14-11/17/08	K2WHK1A8
	97	(75 - 125)	2.9	(0-20)	SW846 6010B	11/14-11/17/08	K2WHK1A9
		Dilution Factor: 1					
Chromium	103	(75 - 125)			SW846 6010B	11/14-11/17/08	K2WHK1A2
	100	(75 - 125)	3.0	(0-20)	SW846 6010B	11/14-11/17/08	K2WHK1A3
		Dilution Factor: 1					
Selenium	102	(75 - 125)			SW846 6010B	11/14-11/17/08	K2WHK1CA
	99	(75 - 125)	2.9	(0-20)	SW846 6010B	11/14-11/17/08	K2WHK1CC
		Dilution Factor: 1					
Silver	114	(75 - 125)			SW846 6010B	11/14-11/17/08	K2WHK1A4
	111	(75 - 125)	2.7	(0-20)	SW846 6010B	11/14-11/17/08	K2WHK1A5
		Dilution Factor: 1					
Mercury	100	(69 - 134)			SW846 7470A	11/14-11/17/08	K2WHK1CD
	87	(69 - 134)	13	(0-20)	SW846 7470A	11/14-11/17/08	K2WHK1CE
		Dilution Factor: 1					

NOTE(S):

Calculations are performed before rounding to avoid round-off errors in calculated results.

MATRIX SPIKE SAMPLE EVALUATION REPORT

TOTAL Metals

Client Lot #...: 8K13306 **Matrix.....:** WG
Date Sampled...: 11/12/08 08:50 **Date Received..:** 11/13/08

PARAMETER	PERCENT RECOVERY	RECOVERY LIMITS	RPD	RPD LIMITS	METHOD	PREPARATION-ANALYSIS DATE	WORK ORDER #
MS Lot-Sample #: A8K130306-008 **Prep Batch #...:** 8319022							
Arsenic	101	(75 - 125)			SW846 6010B	11/14-11/19/08	K2WGV1AX
	103	(75 - 125)	1.6	(0-20)	SW846 6010B	11/14-11/19/08	K2WGV1A0
		Dilution Factor: 1					
Barium	99	(75 - 125)			SW846 6010B	11/14-11/19/08	K2WGV1AJ
	102	(75 - 125)	2.3	(0-20)	SW846 6010B	11/14-11/19/08	K2WGV1AK
		Dilution Factor: 1					
Cadmium	103	(75 - 125)			SW846 6010B	11/14-11/19/08	K2WGV1AM
	105	(75 - 125)	1.8	(0-20)	SW846 6010B	11/14-11/19/08	K2WGV1AN
		Dilution Factor: 1					
Lead	102	(75 - 125)			SW846 6010B	11/14-11/19/08	K2WGV1A2
	104	(75 - 125)	2.0	(0-20)	SW846 6010B	11/14-11/19/08	K2WGV1A3
		Dilution Factor: 1					
Chromium	104	(75 - 125)			SW846 6010B	11/14-11/19/08	K2WGV1AQ
	106	(75 - 125)	2.3	(0-20)	SW846 6010B	11/14-11/19/08	K2WGV1AR
		Dilution Factor: 1					
Selenium	106	(75 - 125)			SW846 6010B	11/14-11/19/08	K2WGV1A5
	108	(75 - 125)	1.6	(0-20)	SW846 6010B	11/14-11/19/08	K2WGV1A6
		Dilution Factor: 1					
Silver	111	(75 - 125)			SW846 6010B	11/14-11/19/08	K2WGV1AU
	112	(75 - 125)	1.2	(0-20)	SW846 6010B	11/14-11/19/08	K2WGV1AV
		Dilution Factor: 1					
Mercury	89	(69 - 134)			SW846 7470A	11/14-11/17/08	K2WGV1A8
	93	(69 - 134)	3.8	(0-20)	SW846 7470A	11/14-11/17/08	K2WGV1A9
		Dilution Factor: 1					

NOTE(S):

Calculations are performed before rounding to avoid round-off errors in calculated results.

MATRIX SPIKE SAMPLE EVALUATION REPORT

TOTAL Metals

Client Lot #...: 8K13306 **Matrix.....:** WATER
Date Sampled...: 11/13/08 10:50 **Date Received..:** 11/14/08

PARAMETER	PERCENT RECOVERY	RECOVERY LIMITS	RPD	RPD LIMITS	METHOD	PREPARATION-ANALYSIS DATE	WORK ORDER #
MS Lot-Sample #: A8K140161-001 **Prep Batch #...:** 8322015							
Arsenic	100	(75 - 125)			SW846 6010B	11/17-11/21/08	K2X901DR
	99	(75 - 125)	0.94	(0-20)	SW846 6010B	11/17-11/21/08	K2X901DT
		Dilution Factor: 1					
Barium	98	(75 - 125)			SW846 6010B	11/17-11/21/08	K2X901CE
	98	(75 - 125)	0.42	(0-20)	SW846 6010B	11/17-11/21/08	K2X901CF
		Dilution Factor: 1					
Cadmium	101	(75 - 125)			SW846 6010B	11/17-11/21/08	K2X901CG
	99	(75 - 125)	1.2	(0-20)	SW846 6010B	11/17-11/21/08	K2X901CH
		Dilution Factor: 1					
Lead	101	(75 - 125)			SW846 6010B	11/17-11/21/08	K2X901DV
	99	(75 - 125)	1.2	(0-20)	SW846 6010B	11/17-11/21/08	K2X901DW
		Dilution Factor: 1					
Chromium	104	(75 - 125)			SW846 6010B	11/17-11/21/08	K2X901DG
	103	(75 - 125)	0.88	(0-20)	SW846 6010B	11/17-11/21/08	K2X901DH
		Dilution Factor: 1					
Selenium	105	(75 - 125)			SW846 6010B	11/17-11/21/08	K2X901D0
	104	(75 - 125)	1.2	(0-20)	SW846 6010B	11/17-11/21/08	K2X901D1
		Dilution Factor: 1					
Silver	113	(75 - 125)			SW846 6010B	11/17-11/21/08	K2X901C7
	111	(75 - 125)	1.1	(0-20)	SW846 6010B	11/17-11/21/08	K2X901C8
		Dilution Factor: 1					
Mercury	95	(69 - 134)			SW846 7470A	11/17-11/19/08	K2X901DN
	98	(69 - 134)	3.4	(0-20)	SW846 7470A	11/17-11/19/08	K2X901DP
		Dilution Factor: 1					

NOTE(S):

Calculations are performed before rounding to avoid round-off errors in calculated results.

MATRIX SPIKE SAMPLE EVALUATION REPORT

TOTAL Metals

Client Lot #...: 8K13306 **Matrix.....:** WATER
Date Sampled...: 11/13/08 12:25 **Date Received..:** 11/14/08

PARAMETER	PERCENT RECOVERY	RECOVERY LIMITS	RPD	RPD LIMITS	METHOD	PREPARATION-ANALYSIS DATE	WORK ORDER #
MS Lot-Sample #: A8K150101-004 **Prep Batch #...:** 8322018							
Barium	99	(75 - 125)			SW846 6010B	11/17-11/18/08	K21291A9
	98	(75 - 125)	1.3	(0-20)	SW846 6010B	11/17-11/18/08	K21291CA
		Dilution Factor: 1					
Cadmium	107	(75 - 125)			SW846 6010B	11/17-11/18/08	K21291CE
	104	(75 - 125)	2.3	(0-20)	SW846 6010B	11/17-11/18/08	K21291CF
		Dilution Factor: 1					
Chromium	104	(75 - 125)			SW846 6010B	11/17-11/18/08	K21291CG
	102	(75 - 125)	2.3	(0-20)	SW846 6010B	11/17-11/18/08	K21291CH
		Dilution Factor: 1					
Silver	108	(75 - 125)			SW846 6010B	11/17-11/18/08	K21291CN
	106	(75 - 125)	1.8	(0-20)	SW846 6010B	11/17-11/18/08	K21291CP
		Dilution Factor: 1					
Mercury	102	(69 - 134)			SW846 7470A	11/17/08	K21291CV
	98	(69 - 134)	4.1	(0-20)	SW846 7470A	11/17/08	K21291CW
		Dilution Factor: 1					

NOTE(S):

Calculations are performed before rounding to avoid round-off errors in calculated results.

MATRIX SPIKE SAMPLE EVALUATION REPORT

TOTAL Metals

Client Lot #...: 8K13306 **Matrix.....:** WG
Date Sampled...: 11/17/08 16:20 **Date Received..:** 11/18/08

PARAMETER	PERCENT RECOVERY	RECOVERY LIMITS	RPD	RPD LIMITS	METHOD	PREPARATION-ANALYSIS DATE	WORK ORDER #
MS Lot-Sample #: A8K180205-004 **Prep Batch #...:** 8324013							
Arsenic	110	(75 - 125)			SW846 6010B	11/19-11/22/08	K26HV1AX
	106	(75 - 125)	3.2	(0-20)	SW846 6010B	11/19-11/22/08	K26HV1A0
		Dilution Factor: 1					
Barium	116	(75 - 125)			SW846 6010B	11/19-11/22/08	K26HV1AJ
	113	(75 - 125)	3.2	(0-20)	SW846 6010B	11/19-11/22/08	K26HV1AK
		Dilution Factor: 1					
Cadmium	102	(75 - 125)			SW846 6010B	11/19-11/22/08	K26HV1AM
	99	(75 - 125)	3.0	(0-20)	SW846 6010B	11/19-11/22/08	K26HV1AN
		Dilution Factor: 1					
Lead	103	(75 - 125)			SW846 6010B	11/19-11/22/08	K26HV1A2
	99	(75 - 125)	3.3	(0-20)	SW846 6010B	11/19-11/22/08	K26HV1A3
		Dilution Factor: 1					
Chromium	105	(75 - 125)			SW846 6010B	11/19-11/22/08	K26HV1AQ
	102	(75 - 125)	3.3	(0-20)	SW846 6010B	11/19-11/22/08	K26HV1AR
		Dilution Factor: 1					
Selenium	108	(75 - 125)			SW846 6010B	11/19-11/22/08	K26HV1A5
	105	(75 - 125)	3.3	(0-20)	SW846 6010B	11/19-11/22/08	K26HV1A6
		Dilution Factor: 1					
Silver	123	(75 - 125)			SW846 6010B	11/19-11/22/08	K26HV1AU
	120	(75 - 125)	2.6	(0-20)	SW846 6010B	11/19-11/22/08	K26HV1AV
		Dilution Factor: 1					
Mercury	97	(69 - 134)			SW846 7470A	11/19-11/20/08	K26HV1A8
	93	(69 - 134)	4.3	(0-20)	SW846 7470A	11/19-11/20/08	K26HV1A9
		Dilution Factor: 1					

NOTE(S):

Calculations are performed before rounding to avoid round-off errors in calculated results.

MATRIX SPIKE SAMPLE EVALUATION REPORT

DISSOLVED Metals

Client Lot #...: 8K13306 **Matrix.....:** WG
Date Sampled...: 11/12/08 08:50 **Date Received..:** 11/13/08

PARAMETER	PERCENT RECOVERY	RECOVERY LIMITS	RPD	RPD LIMITS	METHOD	PREPARATION-ANALYSIS DATE	WORK ORDER #
MS Lot-Sample #: A8K130306-008 **Prep Batch #...:** 8319022							
Arsenic	104	(75 - 125)			SW846 6010B	11/14-11/19/08	K2WGV1CQ
	104	(75 - 125)	0.15	(0-20)	SW846 6010B	11/14-11/19/08	K2WGV1CR
		Dilution Factor: 1					
Barium	102	(75 - 125)			SW846 6010B	11/14-11/19/08	K2WGV1CC
	103	(75 - 125)	0.71	(0-20)	SW846 6010B	11/14-11/19/08	K2WGV1CD
		Dilution Factor: 1					
Cadmium	106	(75 - 125)			SW846 6010B	11/14-11/19/08	K2WGV1CF
	105	(75 - 125)	0.24	(0-20)	SW846 6010B	11/14-11/19/08	K2WGV1CG
		Dilution Factor: 1					
Lead	105	(75 - 125)			SW846 6010B	11/14-11/19/08	K2WGV1CU
	104	(75 - 125)	0.63	(0-20)	SW846 6010B	11/14-11/19/08	K2WGV1CV
		Dilution Factor: 1					
Chromium	107	(75 - 125)			SW846 6010B	11/14-11/19/08	K2WGV1CJ
	107	(75 - 125)	0.09	(0-20)	SW846 6010B	11/14-11/19/08	K2WGV1CK
		Dilution Factor: 1					
Selenium	109	(75 - 125)			SW846 6010B	11/14-11/19/08	K2WGV1CX
	108	(75 - 125)	0.40	(0-20)	SW846 6010B	11/14-11/19/08	K2WGV1C0
		Dilution Factor: 1					
Silver	114	(75 - 125)			SW846 6010B	11/14-11/19/08	K2WGV1CM
	113	(75 - 125)	0.95	(0-20)	SW846 6010B	11/14-11/19/08	K2WGV1CN
		Dilution Factor: 1					
Mercury	94	(69 - 134)			SW846 7470A	11/14-11/17/08	K2WGV1C2
	91	(69 - 134)	3.0	(0-20)	SW846 7470A	11/14-11/17/08	K2WGV1C3
		Dilution Factor: 1					

NOTE(S):

Calculations are performed before rounding to avoid round-off errors in calculated results.

MATRIX SPIKE SAMPLE EVALUATION REPORT

DISSOLVED Metals

Client Lot #...: 8K13306 **Matrix.....:** WATER
Date Sampled...: 11/13/08 12:25 **Date Received..:** 11/14/08

PARAMETER	PERCENT RECOVERY	RECOVERY LIMITS	RPD	RPD LIMITS	METHOD	PREPARATION-ANALYSIS DATE	WORK ORDER #
MS Lot-Sample #: A8K150101-004 **Prep Batch #...:** 8322018							
Arsenic	100	(75 - 125)			SW846 6010B	11/17-11/18/08	K21291DR
	99	(75 - 125)	1.8	(0-20)	SW846 6010B	11/17-11/18/08	K21291DT
		Dilution Factor: 1					
Lead	105	(75 - 125)			SW846 6010B	11/17-11/18/08	K21291DV
	103	(75 - 125)	2.0	(0-20)	SW846 6010B	11/17-11/18/08	K21291DW
		Dilution Factor: 1					
Selenium	104	(75 - 125)			SW846 6010B	11/17-11/18/08	K21291D0
	103	(75 - 125)	1.5	(0-20)	SW846 6010B	11/17-11/18/08	K21291D1
		Dilution Factor: 1					

NOTE(S):

Calculations are performed before rounding to avoid round-off errors in calculated results.

MATRIX SPIKE SAMPLE EVALUATION REPORT

DISSOLVED Metals

Client Lot #...: 8K13306 **Matrix.....:** WG
Date Sampled...: 11/17/08 16:20 **Date Received..:** 11/18/08

PARAMETER	PERCENT RECOVERY	RECOVERY LIMITS	RPD	RPD LIMITS	METHOD	PREPARATION-ANALYSIS DATE	WORK ORDER #
MS Lot-Sample #: A8K180205-004 **Prep Batch #...:** 8324013							
Arsenic	105	(75 - 125)			SW846 6010B	11/19-11/22/08	K26HV1CQ
	109	(75 - 125)	3.7	(0-20)	SW846 6010B	11/19-11/22/08	K26HV1CR
		Dilution Factor: 1					
Barium	110	(75 - 125)			SW846 6010B	11/19-11/22/08	K26HV1CC
	114	(75 - 125)	3.5	(0-20)	SW846 6010B	11/19-11/22/08	K26HV1CD
		Dilution Factor: 1					
Cadmium	97	(75 - 125)			SW846 6010B	11/19-11/22/08	K26HV1CF
	101	(75 - 125)	3.4	(0-20)	SW846 6010B	11/19-11/22/08	K26HV1CG
		Dilution Factor: 1					
Lead	97	(75 - 125)			SW846 6010B	11/19-11/22/08	K26HV1CU
	101	(75 - 125)	3.9	(0-20)	SW846 6010B	11/19-11/22/08	K26HV1CV
		Dilution Factor: 1					
Chromium	100	(75 - 125)			SW846 6010B	11/19-11/22/08	K26HV1CJ
	103	(75 - 125)	3.4	(0-20)	SW846 6010B	11/19-11/22/08	K26HV1CK
		Dilution Factor: 1					
Selenium	103	(75 - 125)			SW846 6010B	11/19-11/22/08	K26HV1CX
	107	(75 - 125)	3.3	(0-20)	SW846 6010B	11/19-11/22/08	K26HV1C0
		Dilution Factor: 1					
Silver	117	(75 - 125)			SW846 6010B	11/19-11/22/08	K26HV1CM
	122	(75 - 125)	4.2	(0-20)	SW846 6010B	11/19-11/22/08	K26HV1CN
		Dilution Factor: 1					
Mercury	97	(69 - 134)			SW846 7470A	11/19-11/20/08	K26HV1C2
	102	(69 - 134)	4.5	(0-20)	SW846 7470A	11/19-11/20/08	K26HV1C3
		Dilution Factor: 1					

NOTE(S):

Calculations are performed before rounding to avoid round-off errors in calculated results.

CHAIN-OF-CUSTODY / Analytical Request Document

The Chain-of-Custody is a LEGAL DOCUMENT. All relevant fields must be completed accurately.

277

PAGE 1 OF 1

ID # Nº 01998

SSOW Ref. Code: E180007

Required Client Information:

Company: CRA	Report To: Mike Richardson
Address:	Copy To: —
6520 Corporate Dr.	Invoice To: Darla Stewart
Indianapolis, IN 46278	P.O.:
Phone: 317-291-7007	Project Name: GM-ManualTrans.
Fax:	Project Number: 017324-01
E-mail: mrichardson@craworld.com	

Laboratory:	Test America
Laboratory Location:	North Canton, OH
Laboratory Contact:	Amy McCormick
Requested Due Date:	TAT: Std.
QA/QC Requirements:	dup/MS/MSD/Equipment Blank

Valid Matrix Codes: WG Groundwater; WB Borehole Water; WS Surface Water; SO Soil; SE Sediment; See Back for Additional Codes

	Sample Identification:	Matrix Code	Date Collected	Time Collected	# Containers	Preservative: Unpreserved	HCl	H2SO4	HNO3	NaOH	Other:	Analysis and Method: VOC	Total metals	Diss. metals	Svoc	Remarks/Lab ID
1.	GW-017324-111108-NH-001	WG	11/11/08	1010	7	2	3		2			X	X	X	X	
2.	GW-017324-111108-NH-002	WG	11/11/08	1130	7	2	3		2			X	X	X	X	
3.	GW-017324-111108-NH-003	WG	11/11/08	1415	7	2	3		2			X	X	X	X	
4.	GW-017324-111108-NH-004	WG	11/11/08	1535	3		3					X				
5.	GW-017324-111108-NH-005	WG	11/11/08	1715	3		3					X				
6.	GW-017324-111108-NH-006	WG	11/11/08	1720	3		3					X				
7.	TB-017324-111108-NH-001	WQ	11/11/08	1800	1		1					X				
8.																
9.																
10.																
11.																# Diss Metals were Field Filtered
12.																
13.																
14.																
15.																
	TOTAL NUMBER OF CONTAINERS				31											

SHIPMENT METHOD	NO. OF COOLERS	RELINQUISHED BY / AFFILIATION	DATE	TIME	RECEIVED BY / AFFILIATION	DATE	TIME
Fed Ex	1	Nick Hill / CRA	11/12/08	1800		11-13-08	0920
AIRBILL NO. 8654 0882 3964							

Sample Condition

Temp in °C	
Received on Ice	Y / N
Sealed Cooler	Y / N
Samples Intact	Y / N

Additional Comments:

Sampler Name: Nicholas Hill

Sampler Signature: [signature] Date: 11/12/08

North Canton

Distribution: WHITE - Fully Executed Copy YELLOW - Receiving Laboratory Copy PINK - Sampler Copy

REV. 0 (6/04)

CHAIN-OF-CUSTODY / Analytical Request Document

The Chain-of-Custody is a LEGAL DOCUMENT. All relevant fields must be completed accurately.

278

PAGE 1 OF 1

ID # Nº 01999

SSOW Ref. Code: E18 0007

Required Client Information:

Company: CRA	Report To: Mike Richardson
Address: 6520 Corporate Pl. Indianapolis IN 46278	Copy To: —
	Invoice To: Darla Stewart
	P.O.:
Phone: 317-291-7007	Project Name: GM - Manual Transmi
Fax:	Project Number: 017324-01
E-mail: MRichardson@craworld.com	

Laboratory:	Test America
Laboratory Location:	North Canton, OH
Laboratory Contact:	Amy McCormick
Requested Due Date:	TAT: Std.
QA/QC Requirements:	Dup / MS/MSD / Equipment Blank

Valid Matrix Codes:
WG Groundwater
WB Borehole Water
WS Surface Water
SO Soil
SE Sediment
See Back for Additional Codes

	Sample Identification:	Matrix Code	Date Collected	Time Collected	# Containers	Preservative: Unpreserved	HCl	H2SO4	HNO3	NaOH	Other:	Analysis and Method: Total Metals	Diss Metals	SVOC	Remarks/Lab ID
1.	GW-017324-111108-NH-004	WG	11/11/08	1535	4	2			2			X	X	X	
2.	GW-017324-111108-NH-005	WG	11/11/08	1715	4	2			2			X	X	X	
3.	GW-017324-111108-NH-006	WG	11/11/08	1720	4	2			2			X	X	X	
4.															
5.															
6.															
7.															
8.															
9.															
10.															
11.															* Diss. Metals were Field Filtered
12.															
13.															
14.															
15.															
	TOTAL NUMBER OF CONTAINERS				12										

SHIPMENT METHOD	NO. OF COOLERS	RELINQUISHED BY / AFFILIATION	DATE	TIME	RECEIVED BY / AFFILIATION	DATE	TIME
Fedex	1	Nick Hill / CRA	11/12/08	1800			
AIRBILL NO. 8654 0882 3964							

Sample Condition

Temp in °C	
Received on Ice	Y / N
Sealed Cooler	Y / N
Samples Intact	Y / N

Additional Comments:

Sampler Name: Nicholas Hill

Sampler Signature: Date: 11/12/08

North Canton

Distribution: WHITE - Fully Executed Copy YELLOW - Receiving Laboratory Copy PINK - Sampler Copy

REV. 0 (6/04)

CHAIN-OF-CUSTODY / Analytical Request Document

The Chain-of-Custody is a LEGAL DOCUMENT. All relevant fields must be completed accurately.

279

PAGE 1 OF 1

ID # 02003

SSOW Ref. Code: E180007

Required Client Information:

Company: CRA	Report To: Mike Richardson
Address:	Copy To: —
6520 Corporate Dr.	Invoice To: Darla Stewart
Indianapolis IN 46278	P.O.:
Phone: 317/291/2007	Project Name: GM - Manual Trans.
Fax:	Project Number: 017324-01
E-mail: mrichardson@craworld.com	

Laboratory:	Test America
Laboratory Location:	North Canton, OH
Laboratory Contact:	Amy McCormick
Requested Due Date:	TAT:
QA/QC Requirements:	Dup, MS/MSD, Equipment Blank

Valid Matrix Codes:
WG Groundwater
WB Borehole Water
WS Surface Water
SO Soil
SE Sediment
See Back for Additional Codes

	Sample Identification:	Matrix Code	Date Collected	Time Collected	# Containers	Preservative: Unpreserved	HCl	H2SO4	HNO3	NaOH	Other:	Analysis and Method: VOC	Diss. Metals	Total Metals	Remarks/Lab ID
1.	GW-017324-111208-NH-007	WG	11/12/08	850	15		9		4			X	X	X	MS/MSD
2.	GW-017324-111208-NH-008	WG		1025	5		3		2			X	X	X	
3.	GW-017324-111208-NH-009	WG		1135	5		3		2			X	X	X	
4.	GW-017324-111208-NH-010	WG		1410	5		3		2			X	X	X	
5.	GW-017324-111208-NH-011	WG		1525	6		3		2			X	X	X	
6.	GW-017324-111208-NH-012	WG		1640	5		3		2			X	X	X	
7.	EB-017324-111208-NH-001	WQ		1210	5		3		2			X	X	X	
8.	TB-017324-111208-NH-002	WQ	11/12/08	1730	1		1					X			
9.															
10.															
11.															
12.															* Diss. Metals were Field Filtered
13.															
14.															
15.															
	TOTAL NUMBER OF CONTAINERS				44										

SHIPMENT METHOD	NO. OF COOLERS	RELINQUISHED BY / AFFILIATION	DATE	TIME	RECEIVED BY / AFFILIATION	DATE	TIME
Fedex	1	Nicholl / CRA	11/12/08	1800		11-13-08	0920
AIRBILL NO. 865408823964							

Sample Condition

Temp in °C	
Received on Ice	Y / N
Sealed Cooler	Y / N
Samples Intact	Y / N

Additional Comments:

Sampler Name: Nicholas Hill

Sampler Signature: [signature] Date: 11/12/08

North Canton

Distribution: WHITE - Fully Executed Copy YELLOW - Receiving Laboratory Copy PINK - Sampler Copy

REV. 0 (6/04)

CHAIN-OF-CUSTODY / Analytical Request Document

The Chain-of-Custody is a LEGAL DOCUMENT. All relevant fields must be completed accurately.

280

PAGE 1 OF 1

ID # 02002

SSOW Ref. Code: E180007

Required Client Information:

Company: CRA	Report To: Mike Richardson
Address:	Copy To: —
6520 Corporate Dr.	Invoice To: Darla Stewart
Indianapolis, IN 46278	P.O.:
Phone: 317-291-7007	Project Name: GM-Muncie Trans
Fax:	Project Number: 017324-01
E-mail: MRichardson@craworld.com	

Laboratory:	Test America
Laboratory Location:	North Canton, OH
Laboratory Contact:	Amy McCormick
Requested Due Date:	TAT: Std.
QA/QC Requirements:	Field dup, MS/MSD, Equipment Blank

Valid Matrix Codes:
WG Groundwater
WB Borehole Water
WS Surface Water
SO Soil
SE Sediment
See Back for Additional Codes

	Sample Identification:	Matrix Code	Date Collected	Time Collected	# Containers	Preservative: Unpreserved	HCl	H2SO4	HNO3	NaOH	Other:	Analysis and Method: SVOC												Remarks/Lab ID
1.	GW-017324-111208-NH-007	WG	11/12/08	850	4	4						X												MS/MSD
2.	GW-017324-111208-NH-008	WG	11/12/08	1025	2	2						X												
3.	GW-017324-111208-NH-009	WG	11/12/08	1135	2	2						X												
4.	GW-017324-111208-NH-010	WG	11/12/08	1410	2	2						X												
5.	GW-017324-111208-NH-011	WG	11/12/08	1525	2	2						X												
6.	EB-017324-111208-NH-001	WQ	11/12/08	1210	2	2						X												
7.	GW-017324-111208-NH-0012	WG	11/12/08	1640	2	2						X												
8.												■												
9.																								
10.																								
11.																								
12.																								
13.																								
14.																								
15.																								
	TOTAL NUMBER OF CONTAINERS				16																			

SHIPMENT METHOD	NO. OF COOLERS	RELINQUISHED BY / AFFILIATION	DATE	TIME	RECEIVED BY / AFFILIATION	DATE	TIME
Fedex	1	Nicholas Hill / CRA	11/12/08	1800	[illegible]	11-13-08	0920
AIRBILL NO. 8654 0882 3964							

Sample Condition

Temp in °C	
Received on Ice	Y / N
Sealed Cooler	Y / N
Samples Intact	Y / N

Additional Comments:

Sampler Name: Nicholas Hill

Sampler Signature: [signature] Date: 11/12/08

North Canton

Distribution: WHITE - Fully Executed Copy YELLOW - Receiving Laboratory Copy PINK - Sampler Copy

REV. 0 (6/04)

TestAmerica Cooler Receipt Form/Narrative
North Canton Facility

Lot Number: A8K130206

Client CRA Project _____ By: _____

Cooler Received on 11-13-08 Opened on 11-13-08 (Signature)

FedEx ☑ UPS ☐ DHL ☐ FAS ☐ Stetson ☐ Client Drop Off ☐ TestAmerica Courier ☐ Other _____

TestAmerica Cooler # _____ Multiple Coolers ☑ Foam Box ☐ Client Cooler ☐ Other _____

1. Were custody seals on the outside of the cooler(s)? Yes ☑ No ☐ Intact? Yes ☑ No ☐ NA ☐
   If YES, Quantity 6 Quantity Unsalvageable _____
   Were custody seals on the outside of cooler(s) signed and dated? Yes ☑ No ☐ NA ☐
   Were custody seals on the bottle(s)? Yes ☐ No ☑
   If YES, are there any exceptions? _____
2. Shippers' packing slip attached to the cooler(s)? Yes ☑ No ☐
3. Did custody papers accompany the sample(s)? Yes ☑ No ☐ Relinquished by client? Yes ☑ No ☐
4. Were the custody papers signed in the appropriate place? Yes ☑ No ☐
5. Packing material used: Bubble Wrap ☑ Foam ☐ None ☐ Other _____
6. Cooler temperature upon receipt _____ °C See back of form for multiple coolers/temps ☑
   METHOD: IR ☑ Other ☐ _____
   COOLANT: Wet Ice ☑ Blue Ice ☐ Dry Ice ☐ Water ☐ None ☐
7. Did all bottles arrive in good condition (Unbroken)? Yes ☐ No ☑
8. Could all bottle labels be reconciled with the COC? Yes ☑ No ☐
9. Were sample(s) at the correct pH upon receipt? Yes ☑ No ☐ NA ☐
10. Were correct bottle(s) used for the test(s) indicated? Yes ☑ No ☐
11. Were air bubbles >6 mm in any VOA vials? Yes ☐ No ☑ NA ☐
12. Sufficient quantity received to perform indicated analyses? Yes ☑ No ☐
13. Was a trip blank present in the cooler(s)? Yes ☑ No ☐ Were VOAs on the COC? Yes ☑ No ☐

Contacted PM ALM Date 11/13/08 by gm via Verbal ☐ Voice Mail ☐ Other ☒ Email
Concerning Broken Liter for sample 004.

14. CHAIN OF CUSTODY

The following discrepancies occurred:

15. SAMPLE CONDITION

Sample(s) _____ were received after the recommended holding time had expired.
Sample(s) 1XL - 004 were received in a broken container.
Sample(s) _____ were received with bubble >6 mm in diameter. (Notify PM)

16. SAMPLE PRESERVATION

Sample(s) _____ were further preserved in Sample Receiving to meet recommended pH level(s). *Nitric Acid Lot# 100108-HNO_3; Sulfuric Acid Lot# 031808-H_2SO_4; Sodium Hydroxide Lot# 073007 -NaOH; Hydrochloric Acid Lot# 092006-HCl; Sodium Hydroxide and Zinc Acetate Lot# 050205-$(CH_3COO)_2ZN$/NaOH.* What time was preservative added to sample(s)? _____

Client ID	pH	Date	Initials
1	<2 <2	11-13-08	JS
2	<2 <2		
3	<2 <2		
4	<2 <2		
5	<2 <2		
6	<2 <2		
7	<2 <2 <2 <2		
8	<2 <2		

TestAmerica Cooler Receipt Form/Narrative
North Canton Facility

Client ID	pH	Date	Initials
9	<2 <2	11-13-08	NS
10	<2 <2		
11	<2 <2		
12	<2 <2		
FB-001	<2 <2		

Cooler #	Temp. °C	Method	Coolant
L984	2.3		
L786	2.5		
A54	1.0		
J288	0.2		

Discrepancies Cont'd:

CHAIN-OF-CUSTODY / Analytical Request Document

The Chain-of-Custody is a LEGAL DOCUMENT. All relevant fields must be completed accurately.

283

PAGE 1 OF 1

ID # 02004

SSOW Ref. Code: 6180007

Required Client Information:

Company: CRA	Report To: Mike Richardson
Address: 6370 Corporate Ct.	Copy To:
Indianapolis, IN 46278	Invoice To: Darla Stawart
Phone: 317-291-7007	P.O.:
Fax:	Project Name: GM - Marion Trans.
E-mail: MRichardson@craworld.com	Project Number: 017324-01

Laboratory: Test America	
Laboratory Location: North Canton OH	
Laboratory Contact: Amy McCormick	
Requested Due Date:	TAT: Std.
QA/QC Requirements: Dup, MS/MSD, Equipment Blank	

Valid Matrix Codes: WG Groundwater; WB Borehole Water; WS Surface Water; SO Soil; SE Sediment; See Back for Additional Codes

	Sample Identification:	Matrix Code	Date Collected	Time Collected	# Containers	Preservative: Unpreserved	HCl	H2SO4	HNO3	NaOH	Other:	Analysis and Method: VOC	Diss. Metals	Total Metals	Remarks/Lab ID
1.	GW-017324-111308-NH-013	WG	11/13/08	840	5		3		2			X	X	X	
2.	GW-017324-111308-NH-014	WG		950	5		3		2			X	X	X	
3.	GW-017324-111308-NH-015	WG		1100	5		3		2			X	X	X	
4.	GW-017324-111308-NH-016	WG		1235	5		3		2			X	X	X	
5.	GW-017324-111308-NH-017	WG		1515	5		3		2			X	X	X	
6.	GW-017324-111308-NH-018	WG		1635	5		3		2			X	X	X	
7.	GW-017324-111308-NH-019	WG		1750	5		3		2			X	X	X	
8.	TB-017324-111308-NH-003	WQ	11/13/08	1900	1		1					X			
9.															
10.															
11.															
12.															
13.															
14.															
15.															

TOTAL NUMBER OF CONTAINERS: 36

* Diss Metals were Field Filtered

SHIPMENT METHOD	NO. OF COOLERS	RELINQUISHED BY / AFFILIATION	DATE	TIME	RECEIVED BY / AFFILIATION	DATE	TIME
Fedex	1	Nick Hill / CRA	11/13/08	1900	TESTAMERICA	14 NOV 08	0840
AIRBILL NO. 8654 0882 4169							

Sample Condition

Temp in °C	
Received on Ice	Y / N
Sealed Cooler	Y / N
Samples Intact	Y / N

Additional Comments:

Sampler Name: Nicholas Hill

Sampler Signature: [signature]

Date: 11/13/08

North Canton

Distribution: WHITE - Fully Executed Copy YELLOW - Receiving Laboratory Copy PINK - Sampler C

CHAIN-OF-CUSTODY / Analytical Request Document

The Chain-of-Custody is a LEGAL DOCUMENT. All relevant fields must be completed accurately.

284

PAGE 1 OF 1

ID # 02005

SSOW Ref. Code: E180007

Required Client Information:

Company: CRA	Report To: Mike Richardson
Address: 6520 Corporate Dr. Indianapolis, IN 46278	Copy To: —
	Invoice To: Darla Stewart
	P.O.:
Phone: 317-291-7007	Project Name: GM-Manual Trans
Fax:	Project Number: 017324-01
E-mail: MRichardson@CRAworld.com	

Laboratory: Test America	
Laboratory Location: North Canton, OH	
Laboratory Contact: Amy McCormick	
Requested Due Date:	TAT: Std.
QA/QC Requirements: Dup, MS/MSD, Equipment Blank	

Valid Matrix Codes:
WG Groundwater
WB Borehole Water
WS Surface Water
SO Soil
SE Sediment
See Back for Additional Codes

	Sample Identification:	Matrix Code	Date Collected	Time Collected	# Containers	Preservative: Unpreserved	HCl	H2SO4	HNO3	NaOH	Other:	Analysis and Method: SVOC	Remarks/Lab ID
1.	GW-017324-111308-NH-013	WG	11/13/08	840	2	2						X	
2.	GW-017324-111308-NH-014	WG		950	2	2						X	
3.	GW-017324-111308-NH-015	WG		1100	2	2						X	
4.	GW-017324-111308-NH-016	WG		1235	2	2						X	
5.	GW-017324-111308-NH-017	WG		1515	2	2						X	
6.	GW-017324-111308-NH-018	WG		1635	2	2						X	
7.	GW-017324-111308-NH-019	WG	11/13/08	1750	2	2						X	
8.													
9.													
10.													
11.													
12.													
13.													
14.													
15.													
	TOTAL NUMBER OF CONTAINERS				14								

SHIPMENT METHOD	NO. OF COOLERS	RELINQUISHED BY / AFFILIATION	DATE	TIME	RECEIVED BY / AFFILIATION	DATE	TIME
FedEx	1	Nicholas Hill / CRA	11/13/08	1900	TESTAMERICA	14 NOV 08	0840
AIRBILL NO. 8654 0882 4169							

Sample Condition

Temp in °C	
Received on Ice	Y / N
Sealed Cooler	Y / N
Samples Intact	Y / N

Additional Comments:

Sampler Name: Nicholas Hill

Sampler Signature: Date: 11/13/08

North Canton

Distribution: WHITE - Fully Executed Copy YELLOW - Receiving Laboratory Copy PINK - Sampler Copy

TestAmerica Cooler Receipt Form/Narrative **Lot Number:** ABK40207
North Canton Facility

Client CRA Project 017324-01 By: Mary Em
Cooler Received on 14 NOV 2008 Opened on 14 NOV 2008 (Signature)
FedEx [X] UPS [ ] DHL [ ] FAS [ ] Stetson [ ] Client Drop Off [ ] TestAmerica Courier [ ] Other
TestAmerica Cooler # BACK Multiple Coolers [X] Foam Box [ ] Client Cooler [ ] Other

1. Were custody seals on the outside of the cooler(s)? Yes [X] No [ ] Intact? Yes [X] No [ ] NA [ ]
   If YES, Quantity 2 Quantity Unsalvageable
   Were custody seals on the outside of cooler(s) signed and dated? Yes [X] No [ ] NA [ ]
   Were custody seals on the bottle(s)? Yes [ ] No [X]
   If YES, are there any exceptions?
2. Shippers' packing slip attached to the cooler(s)? Yes [X] No [ ]
3. Did custody papers accompany the sample(s)? Yes [X] No [ ] Relinquished by client? Yes [X] No [ ]
4. Were the custody papers signed in the appropriate place? Yes [X] No [ ]
5. Packing material used: Bubble Wrap [X] Foam [X] None [ ] Other
6. Cooler temperature upon receipt BACK °C See back of form for multiple coolers/temps [X]
   METHOD: IR [X] Other [ ]
   COOLANT: Wet Ice [X] Blue Ice [ ] Dry Ice [ ] Water [ ] None [ ]
7. Did all bottles arrive in good condition (Unbroken)? Yes [X] No [ ]
8. Could all bottle labels be reconciled with the COC? Yes [X] No [ ]
9. Were sample(s) at the correct pH upon receipt? Yes [ ] No [X] NA [ ]
10. Were correct bottle(s) used for the test(s) indicated? Yes [X] No [ ]
11. Were air bubbles >6 mm in any VOA vials? Yes [ ] No [X] NA [ ]
12. Sufficient quantity received to perform indicated analyses? Yes [X] No [ ]
13. Was a trip blank present in the cooler(s)? Yes [X] No [ ] Were VOAs on the COC? Yes [X] No [ ]

Contacted PM ALM Date 14 NOV 2008 by MAF via Verbal [ ] Voice Mail [X] Other [ ]
Concerning # 16 AS BELOW

14. CHAIN OF CUSTODY

The following discrepancies occurred:

15. SAMPLE CONDITION

Sample(s) were received after the recommended holding time had expired.
Sample(s) were received in a broken container.
Sample(s) were received with bubble >6 mm in diameter. (Notify PM)

16. SAMPLE PRESERVATION

Sample(s) 1XL 019 DISS were further preserved in Sample Receiving to meet recommended pH level(s). *Nitric Acid Lot# 100108-HNO_3; Sulfuric Acid Lot# 031808-H_2SO_4; Sodium Hydroxide Lot# 073007 -NaOH; Hydrochloric Acid Lot# ~~092006-HCl~~; Sodium Hydroxide and Zinc Acetate Lot# 050205-$(CH_3COO)_2ZN/NaOH$.* What time was preservative added to sample(s)? 1033

Client ID	pH	Date	Initials
13	<2	14 NOV 2008	MAF
14	<2		
15	<2		
16	<2		
17	<2		
18	<2		
19	<2		

CHAIN-OF-CUSTODY / Analytical Request Document

The Chain-of-Custody is a LEGAL DOCUMENT. All relevant fields must be completed accurately.

286

PAGE 1 OF 1

ID # 02007

SSOW Ref. Code: E180007

Required Client Information:

Company: CRA	Report To: Mike Richardson
Address: 6520 Corporate Dr. Indianapolis IN 46278	Copy To: —
	Invoice To: Darla Stewart
	P.O.:
Phone: 317-291-7007	Project Name: CM-Manual Trans.
Fax:	Project Number: 017324-01
E-mail: MRichardson@craworld.com	

Laboratory: Test America	
Laboratory Location: North Canton, OH	
Laboratory Contact: Amy McCamick	
Requested Due Date:	TAT: Std.
QA/QC Requirements: Dup, MS/MSD Equipment Blank	

Valid Matrix Codes:
WG Groundwater
WB Borehole Water
WS Surface Water
SO Soil
SE Sediment
See Back for Additional Codes

Analysis and Method

	Sample Identification:	Matrix Code	Date Collected	Time Collected	# Containers	Preservative: Unpreserved	HCl	H2SO4	HNO3	NaOH	Other:	VOC	SVOC	Diss. Metals	Total Metals	Remarks/Lab ID
1.	GW-017324-111408-NH-020	WG	11/14/08	900	7	2	3		2			X	X	X	X	
2.	GW-017324-111408-NH-021	WG	↓	1150	7	2	3		2			X	X	X	X	
3.	GW-017324-111408-NH-022	WG	↓	1445	7	2	3		2			X	X	X	X	
4.	EB-017324-111408-NH-002	WQ	11/14/08	1050	7	2	3		2			X	X	X	X	
5.	TB-017324-111408-NH-004	WQ	11/14/08	1700	1		1					X				
6.																
7.																
8.																
9.																
10.																
11.																
12.																If Diss. metals were Field Filtered
13.																
14.																
15.																
	TOTAL NUMBER OF CONTAINERS				29											

SHIPMENT METHOD	NO. OF COOLERS	RELINQUISHED BY / AFFILIATION	DATE	TIME	RECEIVED BY / AFFILIATION	DATE	TIME
FedEx	1	Nick Hill / CRA	11/14/08	1700	Chris Lingard	11-15-08	9:20
AIRBILL NO. 8654 0882 4158							

Sample Condition

Temp in °C	
Received on Ice	Y / N
Sealed Cooler	Y / N
Samples Intact	Y / N

Additional Comments:

Sampler Name: Nicholas Hill

Sampler Signature: [signature] Date: 11/14/08

North Canton

Distribution: WHITE - Fully Executed Copy YELLOW - Receiving Laboratory Copy PINK - Sampler Copy

REV. 0 (6/04)

TestAmerica Cooler Receipt Form/Narrative **Lot Number:** A8K150155
North Canton Facility

Client CRA Project _____ By: _____
Cooler Received on 11-15-08 Opened on 11-15-08 (Signature)
FedEx ☒ UPS ☐ DHL ☐ FAS ☐ Stetson ☐ Client Drop Off ☐ TestAmerica Courier ☐ Other _____
TestAmerica Cooler # K8351 Multiple Coolers ☐ Foam Box ☐ Client Cooler ☐ Other _____

1. Were custody seals on the outside of the cooler(s)? Yes ☐ No ☑ Intact? Yes ☐ No ☐ NA ☑
   If YES, Quantity_____ Quantity Unsalvageable_____
   Were custody seals on the outside of cooler(s) signed and dated? Yes ☐ No ☐ NA ☑
   Were custody seals on the bottle(s)? Yes ☐ No ☑
   If YES, are there any exceptions? _____
2. Shippers' packing slip attached to the cooler(s)? Yes ☑ No ☐
3. Did custody papers accompany the sample(s)? Yes ☑ No ☐ Relinquished by client? Yes ☑ No ☐
4. Were the custody papers signed in the appropriate place? Yes ☑ No ☐
5. Packing material used: Bubble Wrap ☑ Foam ☐ None ☐ Other _____
6. Cooler temperature upon receipt 2.6 °C See back of form for multiple coolers/temps ☐
   METHOD: IR ☑ Other ☐ _____
   COOLANT: Wet Ice ☑ Blue Ice ☐ Dry Ice ☐ Water ☐ None ☐
7. Did all bottles arrive in good condition (Unbroken)? Yes ☒ No ☐
8. Could all bottle labels be reconciled with the COC? Yes ☒ No ☐
9. Were sample(s) at the correct pH upon receipt? Yes ☒ No ☐ NA ☐
10. Were correct bottle(s) used for the test(s) indicated? Yes ☑ No ☐
11. Were air bubbles >6 mm in any VOA vials? Yes ☐ No ☒ NA ☐
12. Sufficient quantity received to perform indicated analyses? Yes ☑ No ☐
13. Was a trip blank present in the cooler(s)? Yes ☑ No ☐ Were VOAs on the COC? Yes ☑ No ☐

Contacted PM _____ Date _____ by _____ via Verbal ☐ Voice Mail ☐ Other ☐
Concerning _____

14. CHAIN OF CUSTODY

The following discrepancies occurred:

15. SAMPLE CONDITION

Sample(s)_____ were received after the recommended holding time had expired.
Sample(s)_____ were received in a broken container.
Sample(s)_____ were received with bubble >6 mm in diameter. (Notify PM)

16. SAMPLE PRESERVATION

Sample(s) _____ were further preserved in Sample Receiving to meet recommended pH level(s). *Nitric Acid Lot# 100108-HNO_3; Sulfuric Acid Lot# 031808-H_2SO_4; Sodium Hydroxide Lot# 073007 -NaOH; Hydrochloric Acid Lot# 092006-HCl; Sodium Hydroxide and Zinc Acetate Lot# 050205-$(CH_3COO)_2ZN/NaOH$.* What time was preservative added to sample(s)? _____

Client ID	pH	Date	Initials
020	<2 <2	11-15-08	CSL
021	<2 <2		
022	<2 <2		
002	<2 <2		

TestAmerica Cooler Receipt Form/Narrative
North Canton Facility

Client ID	pH	Date	Initials

Cooler #	Temp. °C	Method	Coolant

Discrepancies Cont'd:

GM REALM ENCORE

CHAIN-OF-CUSTODY / Analytical Request Document

The Chain-of-Custody is a LEGAL DOCUMENT. All relevant fields must be completed accurately.

289

PAGE 1 OF 1

ID # Nº 04022

SSOW Ref. Code: E180007

Required Client Information:

Company: CRA	Report To: Mike Richardson
Address:	Copy To:
6520 Corporate Dr.	Invoice To: Dale Stewart
Indianapolis, IN 46278	P.O.:
Phone: 317 291 7017	Project Name: GM-Marion Trans
Fax:	Project Number: 017324-01
E-mail: MRichardson@craworld.com	

Laboratory: Test America	
Laboratory Location: North Canton OH	
Laboratory Contact: Amy McCormick	
Requested Due Date:	TAT: Std
QA/QC Requirements: Dup, Equipment Blanks, MS/MSD	

Valid Matrix Codes: WG Groundwater; WB Borehole Water; WS Surface Water; SO Soil; SE Sediment; See Back for Additional Codes

Analysis and Method

	Sample Identification:	Matrix Code	Date Collected	Time Collected	# Containers	Preservative: Unpreserved	HCl	H2SO4	HNO3	NaOH	Other:	VOC	Diss. Metals	Total Metals	Remarks/Lab ID
1.	GW-017324-111708-MT-023	WG	11/17/08	1300	5		3		2			X	X	X	
2.	GW-017324-111708-MT-024	WG		1445	5		3		2			X	X	X	
3.	GW-017324-111708-MT-025	WG		1450	5		3		2			X	X	X	
4.	GW-017324-111708-MT-026	WG		1620	13		9		4			X	X	X	MS/MSD
5.	GW-017324-111708-MT-027	WG		1805	5		3		2			X	X	X	
6.	TB-017324-111708-MT-005	WQ	11/17/08	1830	1		1					X			
7.															
8.															
9.															
10.	END OF BATCH														
11.															
12.															
13.															* Diss Metals were Field Filtered
14.															
15.															
	TOTAL NUMBER OF CONTAINERS				34										

SHIPMENT METHOD	NO. OF COOLERS	RELINQUISHED BY / AFFILIATION	DATE	TIME	RECEIVED BY / AFFILIATION	DATE	TIME
Fedex	1	Nick Hall / CRA	11/17/08	1830		11-18-08	0945
AIRBILL NO. 8654 0867 9457							

Sample Condition

Temp in °C	
Received on Ice	Y / N
Sealed Cooler	Y / N
Samples Intact	Y / N

Additional Comments:

Sampler Name: Nick Hall

Sampler Signature:

Date: 11/17/08

North Canton

Distribution: WHITE - Fully Executed Copy YELLOW - Receiving Laboratory Copy PINK - Sampler Copy

REV. 0 (6/04)

CHAIN-OF-CUSTODY / Analytical Request Document

The Chain-of-Custody is a LEGAL DOCUMENT. All relevant fields must be completed accurately.

290

PAGE 1 OF 1

ID # Nº 01963

SSOW Ref. Code: E180007

Required Client Information:

Company: CRA	Report To: Mike Richardson
Address:	Copy To:
6520 Corporate Dr.	Invoice To: Darla Stewart
Indianapolis, IN 46278	P.O.:
Phone: 3172917807	Project Name: GM - Manuel Trans
Fax:	Project Number: 017324-01
E-mail: MRichardson@craworld.com	

Laboratory:	Test America
Laboratory Location:	North Canton, OH
Laboratory Contact:	Amy McCormick
Requested Due Date:	TAT: Std.
QA/QC Requirements:	Dup, Equipment Blank, MS/MSD

Analysis and Method

Sample Identification:	Matrix Code	Date Collected	Time Collected	# Containers	Preservative: Unpreserved	HCl	H2SO4	HNO3	NaOH	Other:	SVOC											Remarks/Lab ID
1. GW-017324-111708-NH-023	WG	11/17/08	1306	2	2						X											
2. GW-017324-111708-NH-024	WG		1445	2	2						X											
3. GW-017324-111708-NH-025	WG		1450	2	2						X											
4. GW-017324-111708-NH-026	WG		1620	4	4						X											[redacted] MS/MSD
5. GW-017324-111708-NH-027	WG	11/17/08	1805	2	2						X											
6.																						
7.																						
8.																						
9.																						
10. END OF BATCH																						
11.																						
12.																						
13.																						
14.																						
15.																						
TOTAL NUMBER OF CONTAINERS				12																		

Valid Matrix Codes:
WG Groundwater
WB Borehole Water
WS Surface Water
SO Soil
SE Sediment
See Back for Additional Codes

SHIPMENT METHOD	NO. OF COOLERS	RELINQUISHED BY / AFFILIATION	DATE	TIME	RECEIVED BY / AFFILIATION	DATE	TIME
Fedex	1	Nick Hill / CRA	11/17/08	1830	[illegible]	11-18-08	0945
AIRBILL NO. 8654 0867 9457							

Sample Condition

Temp in °C	
Received on Ice	Y / N
Sealed Cooler	Y / N
Samples Intact	Y / N

Additional Comments:

Sampler Name: Nick Hill

Sampler Signature: [signature] Date: 11/17/08

North Canton

Distribution: WHITE - Fully Executed Copy YELLOW - Receiving Laboratory Copy PINK - Sampler Copy

REV. 0 (6/04)

TestAmerica Cooler Receipt Form/Narrative **Lot Number:** 480205
North Canton Facility

Client CRA Project _____ By: _____
Cooler Received on 11-18-08 Opened on 11-18-08 (Signature)
FedEx ☑ UPS ☐ DHL ☐ FAS ☐ Stetson ☐ Client Drop Off ☐ TestAmerica Courier ☐ Other _____
TestAmerica Cooler # _____ Multiple Coolers ☑ Foam Box ☐ Client Cooler ☐ Other _____

1. Were custody seals on the outside of the cooler(s)? Yes ☑ No ☐ Intact? Yes ☑ No ☐ NA ☐
   If YES, Quantity 6 Quantity Unsalvageable _____
   Were custody seals on the outside of cooler(s) signed and dated? Yes ☑ No ☐ NA ☐
   Were custody seals on the bottle(s)? Yes ☐ No ☑
   If YES, are there any exceptions? _____
2. Shippers' packing slip attached to the cooler(s)? Yes ☑ No ☐
3. Did custody papers accompany the sample(s)? Yes ☑ No ☐ Relinquished by client? Yes ☑ No ☐
4. Were the custody papers signed in the appropriate place? Yes ☑ No ☐
5. Packing material used: Bubble Wrap ☑ Foam ☐ None ☐ Other _____
6. Cooler temperature upon receipt _____ °C See back of form for multiple coolers/temps ☐
   METHOD: IR ☑ Other ☐ _____
   COOLANT: Wet Ice ☑ Blue Ice ☐ Dry Ice ☐ Water ☐ None ☐
7. Did all bottles arrive in good condition (Unbroken)? Yes ☑ No ☐
8. Could all bottle labels be reconciled with the COC? Yes ☑ No ☐
9. Were sample(s) at the correct pH upon receipt? Yes ☑ No ☐ NA ☐
10. Were correct bottle(s) used for the test(s) indicated? Yes ☑ No ☐
11. Were air bubbles >6 mm in any VOA vials? Yes ☐ No ☑ NA ☐
12. Sufficient quantity received to perform indicated analyses? Yes ☑ No ☐
13. Was a trip blank present in the cooler(s)? Yes ☑ No ☐ Were VOAs on the COC? Yes ☑ No ☐

Contacted PM _____ Date _____ by _____ via Verbal ☐ Voice Mail ☐ Other ☐
Concerning _____

14. CHAIN OF CUSTODY

The following discrepancies occurred:

_____

_____

_____

_____

_____

_____

15. SAMPLE CONDITION

Sample(s) _____ were received after the recommended holding time had expired.
Sample(s) _____ were received in a broken container.
Sample(s) _____ were received with bubble >6 mm in diameter. (Notify PM)

16. SAMPLE PRESERVATION

Sample(s) _____ were further preserved in Sample Receiving to meet recommended pH level(s). *Nitric Acid Lot#* 100108-HNO_3; *Sulfuric Acid Lot#* 031808-H_2SO_4; *Sodium Hydroxide Lot#* 073007 -*NaOH; Hydrochloric Acid Lot#* 092006-*HCl; Sodium Hydroxide and Zinc Acetate Lot#* 050205-$(CH_3COO)_2ZN$/*NaOH*. What time was preservative added to sample(s)? _____

Client ID	pH	Date	Initials
23	≤2 ≤2	11-18-08	NS
24	≤2 ≤2	"	"
25	≤2 ≤2	"	"
26	≤2 ≤2 ≤2 ≤2	"	"
27	≤2 ≤2	"	"

TestAmerica Cooler Receipt Form/Narrative
North Canton Facility

Client ID	pH	Date	Initials

Cooler #	Temp. °C	Method	Coolant
D55	1.7	IR	ICE
L142	2.6	〃	〃
K543	2.2	〃	〃

Discrepancies Cont'd:

TestAmerica Cooler Receipt Form/Narrative
North Canton Facility

Client ID	pH	Date	Initials

Cooler #	Temp. °C	Method	Coolant
D55	1.7	IR	ICE
L142	2.6	〃	〃
K543	2.1	〃	〃

Discrepancies Cont'd:

TestAmerica
THE LEADER IN ENVIRONMENTAL TESTING

END OF REPORT

CONESTOGA-ROVERS & ASSOCIATES

6520 Corporate Drive
Indianapolis, Indiana 46278
Telephone: (317) 291-7007 Fax: (317) 328-2666
www.CRAworld.com

MEMORANDUM

TO:	Greg Carli	REF. NO.:	017324-02
FROM:	Michael Richardson/sl/03 MLR	DATE:	December 17, 2008
RE:	**Data Quality Assessment and Validation for the Groundwater Samples Collected from the Manual Transmissions of Muncie Site in Muncie, Indiana.**		

The following details a quality assessment and validation of the analytical data resulting from the November 11-14, and 17, 2008 collection of groundwater samples and quality control samples from the Manual Transmissions of Muncie Site in Muncie, Indiana. The sample summary detailing sample identification, sample location, quality control samples, and analytical parameters is presented in Table 1. Sample analysis was completed by TestAmerica Laboratories, Inc. (TestAmerica) of North Canton, Ohio, in accordance with the methodologies presented in Table 2.

The quality control criteria used to assess the data were established by the methods and the quality assurance project plan (QAPP). Application of quality assurance criteria was consistent with the following guidance documents:

i. "USEPA Contract Laboratory Program National Functional Guidelines for Organic Data Review", EPA 540/R-99/008, October 1999; and

ii. "USEPA Contract Laboratory Program National Functional Guidelines for Inorganic Review", EPA 540-R-01-008, July 2002.

These guidelines are collectively referred to as "NFGs" in this Memorandum.

Overall Assessment

The data were found to exhibit acceptable levels of accuracy and precision based on the provided information and may be used with the qualifications noted in this memorandum.

Sample Preservation and Holding Times

Sample holding time periods and preservation requirements are presented in Table 2.

The samples, as indicated by the sample collection, extraction and analysis dates on the chain-of-custody forms and analytical reports provided by TestAmerica, were prepared and analyzed within the required holding time periods.

The samples were shipped and maintained in accordance with the samples preservation requirements.

Method Blank Samples

Method blank samples are prepared from a purified sample matrix and are processed concurrently with investigative samples to assess the presence and the magnitude of sample contamination introduced during sample analysis. Method blank samples are analyzed at a minimum frequency of one per analytical batch and target analytes should be non-detect.

Several laboratory method blanks were reported with parameters detected but the associated sample concentrations were either non-detect or five (5) times greater than or ten (10) times greater than the method blank result; therefore, no qualification was required.

The samples presented in Table 3 should be qualified due to laboratory contamination. The laboratory flagged the organic concentrations with a "B", which may be disregarded. The remaining method blank samples were reported to be free from detectable levels of target analytes, indicating no additional laboratory-attributable contamination occurred.

Surrogate Compounds – Organic Analyses

Individual sample performance for organic analyses was monitored by assessing the results of surrogate compound percent recoveries. Surrogate percent recoveries are reviewed against the laboratory developed control limits provided in the analytical report.

Percent recovery for one surrogate was outside of the recommended control criteria for one sample during volatile organic compound (VOC) analysis. However, the associated sample concentrations were non-detect; therefore, no qualification was required.

The surrogate recovery acceptance criteria were met for all samples that could be evaluated.

Matrix Spike/Matrix Spike Duplicate Analyses

To assess the long-term accuracy and precision of the analytical methods on various matrices, matrix spike/matrix spike duplicate (MS/MSD) percent recoveries and the relative percent difference (RPD) of the concentrations were determined. The organic MS/MSD percent recovery and RPD control limits are established by the laboratory. The inorganic control limits are defined by the methods and the NFG, which require recoveries between 75 to 125 percent with RPDs less than 20 percent for water samples. The samples selected for MS/MSD analysis are identified in Table 1.

In some sample batches, no Site-specific samples were utilized as MS/MSDs; precision and accuracy were verified by the analysis of the laboratory control sample/laboratory control sample duplicate (LCS/LCSD). Qualification of samples associated with these MS/MSDs was not performed. The MS/MSD percent recoveries and associated RPD acceptance criteria were met in the remaining sample analyses or did not warrant qualification.

Laboratory Control Sample/Laboratory Control Sample Duplicate Analysis

The LCS/LCSD analyses serve as a monitor of the overall performance in all steps of the sample analysis and are analyzed with each sample batch. The LCS/LCSD percent recoveries were evaluated against method and laboratory established control limits.

The LCS/LCSD percent recoveries were within the laboratory control limits or did not warrant qualification, indicating that an acceptable level of overall performance was achieved.

Laboratory precision was verified by the RPD of the LCS/LCSD when a MS/MSD was not analyzed.

The RPDs were within the laboratory control limits, indicating that an acceptable level of overall laboratory precision was achieved.

Field Quality Assurance/Quality Control

The field quality assurance/quality control consisted of two (2) field blanks (rinsate) samples, two (2) field duplicate sample sets and five (5) trip blank samples.

To assess the efficiency of field decontamination procedures and cleanliness of sample containers, the rinsate samples identified in Table 1 were collected and analyzed.

Several rinsate blank samples were reported with parameters detected but the associated sample concentrations were either non-detect or exceed five (5) or 10 (for common laboratory contaminants) times the rinsate blank result; therefore, no qualification was required. No additional targeted analytes were reported as detected in the rinsate samples.

Overall precision for the sampling event and laboratory procedures was monitored using the results of the field duplicate sample sets. The RPDs associated with these duplicate samples must be less than 50 percent for water samples. If the reported concentration in either the investigative sample or its duplicate is less than five times the RL, the evaluation criteria is one times the RL value for water samples.

Table 4 presents the RPDs of detected analytes in duplicate sample sets with qualifiers. The data indicate that an adequate level of precision was achieved for the sampling event.

To monitor potential cross-contamination of VOCs during aqueous sample transportation and storage, a trip blank was submitted to the laboratory for VOC analysis with each shipping cooler containing multiple samples.

No target analytes were reported as detected in the trip blank samples.

TABLE 1

SAMPLE COLLECTION AND ANALYSIS SUMMARY
SITE-WIDE GROUNDWATER SAMPLING
NOVEMBER 11-14, AND 17, 2008
MANUAL TRANSMISSIONS OF MUNCIE
MUNCIE, INDIANA

						Analysis/Parameters				
Sample Identification	*Location*	*Matrix*	*QC Samples*	*Collection Date (mm/dd/yyyy)*	*Collection Time (hr:min)*	*TCL VOCs*	*TCL SVOCs*	*Total RCRA Metals*	*Dissolved RCRA Metals*	*Comments*
GW-017324-111108-NH-001	MW-8	Groundwater	-	11/11/2008	10:10	X	X	X	X	
GW-017324-111108-NH-002	MW-9	Groundwater	-	11/11/2008	11:30	X	X	X	X	
GW-017324-111108-NH-003	MW-12	Groundwater	-	11/11/2008	14:15	X	X	X	X	
GW-017324-111108-NH-004	MW-25	Groundwater	-	11/11/2008	15:25	X	X	X	X	
GW-017324-111108-NH-005	MW-3	Groundwater	-	11/11/2008	17:15	X	X	X	X	
GW-017324-111108-NH-006	MW-3	Groundwater	Duplicate	11/11/2008	17:20	X	X	X	X	
TB-017324-111108-NH-001	-	Water	Trip Blank	11/11/2008	18:00	X				
GW-017324-111208-NH-007	MW-4	Groundwater	-	11/12/2008	8:50	X	X	X	X	MS/MSD
GW-017324-111208-NH-008	PW-02	Groundwater	-	11/12/2008	10:25	X	X	X	X	
GW-017324-111208-NH-009	MW-29	Groundwater	-	11/12/2008	11:35	X	X	X	X	
EB-017324-111208-NH-001	-	Water	Equipment Blank	11/12/2008	12:10	X	X	X	X	
GW-017324-111208-NH-010	MW-27	Groundwater	-	11/12/2008	14:10	X	X	X	X	
GW-017324-111208-NH-011	MW-26	Groundwater	-	11/12/2008	15:25	X	X	X	X	MS/MSD
GW-017324-111208-NH-012	PW-01	Groundwater	-	11/12/2008	16:40	X	X	X	X	
TB-017324-111208-NH-002	-	Water	Trip Blank	11/12/2008	17:30	X				
GW-017324-111308-NH-013	MW-5	Groundwater	-	11/13/2008	8:40	X	X	X	X	
GW-017324-111308-NH-014	MW-28	Groundwater	-	11/13/2008	9:50	X	X	X	X	
GW-017324-111308-NH-015	MW-30	Groundwater	-	11/13/2008	11:00	X	X	X	X	
GW-017324-111308-NH-016	MW-33	Groundwater	-	11/13/2008	12:35	X	X	X	X	
GW-017324-111308-NH-017	MW-34	Groundwater	-	11/13/2008	15:15	X	X	X	X	
GW-017324-111308-NH-018	MW-35	Groundwater	-	11/13/2008	16:35	X	X	X	X	

TABLE 1

SAMPLE COLLECTION AND ANALYSIS SUMMARY
SITE-WIDE GROUNDWATER SAMPLING
NOVEMBER 11-14, AND 17, 2008
MANUAL TRANSMISSIONS OF MUNCIE
MUNCIE, INDIANA

						Analysis/Parameters				
Sample Identification	*Location*	*Matrix*	*QC Samples*	*Collection Date (mm/dd/yyyy)*	*Collection Time (hr:min)*	*TCL VOCs*	*TCL SVOCs*	*Total RCRA Metals*	*Dissolved RCRA Metals*	*Comments*
GW-017324-111308-NH-019	MW-36	Groundwater	-	11/13/2008	17:50	X	X	X	X	
TB-017324-111308-NH-003	-	Water	Trip Blank	11/13/2008	19:00	X				
GW-017324-111408-NH-020	MW-32	Groundwater	-	11/14/2008	9:00	X	X	X	X	
GW-017324-111408-NH-021	MW-11	Groundwater	-	11/14/2008	12:35	X	X	X	X	
GW-017324-111408-NH-022	MW-24	Groundwater	-	11/14/2008	15:15	X	X	X	X	
EB-017324-111408-NH-002	-	Water	Equipment Blank	11/14/2008	16:35	X	X	X	X	
TB-017324-111408-NH-004	-	Water	Trip Blank	11/14/2008	17:50	X				
GW-017324-111708-NH-023	MW-23	Groundwater	-	11/17/2008	13:00	X	X	X	X	
GW-017324-111708-NH-024	MW-17	Groundwater	-	11/17/2008	14:45	X	X	X	X	
GW-017324-111708-NH-025	MW-17	Groundwater	Duplicate	11/17/2008	14:50	X	X	X	X	
GW-017324-111708-NH-026	MW-37	Groundwater	-	11/17/2008	16:20	X	X	X	X	MS/MSD
GW-017324-111708-NH-027	MW-15	Groundwater	-	11/17/2008	18:05	X	X	X	X	
TB-017324-111708-NH-005	-	Water	Trip Blank	11/17/2008	18:30	X				

TABLE 2

SUMMARY OF ANALYTICAL METHODS, HOLDING TIME PERIODS, AND PRESERVATIVES
SITE-WIDE GROUNDWATER SAMPLING
NOVEMBER 11-14, AND 17, 2008
MANUAL TRANSMISSIONS OF MUNCIE
MUNCIE, INDIANA

Parameter	*Method*	*Matrix*	*Holding Time*	*Preservation*
TCL VOC	SW-846 8260B [1]	Water	- 14 days from sample collection to completion of analysis.	pH < 2 and Iced, 4 ± 2° C
TCL SVOC	SW-846 8270C	Water	- 7 days from sample collection to extraction - 40 days from extraction to completion of analysis	Iced, 4 ± 2° C
RCRA Metals		Water	- 180 days from sample collection to completion of analysis	pH < 2 and Iced, 4 ± 2° C
Arsenic	SW-846 6010B			
Barium	SW-846 6010B			
Cadmium	SW-846 6010B			
Chromium	SW-846 6010B			
Lead	SW-846 6010B			
Selenium	SW-846 6010B			
Silver	SW-846 6010B			
Mercury	SW-846 7470A	Water	- 28 days from sample collection to completion of analysis	pH < 2 and Iced, 4 ± 2° C

[1] SW-846 - "Test Methods for Evaluating Solid Waste, Physical/Chemical Methods", SW-846, 3rd Edition, and Promulgated updates, November 1986

TABLE 3

SUMMARY OF QUALIFIED SAMPLE DATA DUE TO METHOD BLANK CONTAMINATION
SITE-WIDE GROUNDWATER SAMPLING
NOVEMBER 11-14, AND 17, 2008
MANUAL TRANSMISSIONS OF MUNCIE
MUNCIE, INDIANA

Parameter	*Analysis Date*	*Analyte*	*Blank Result*	*Sample ID*	*Sample Result*	*Units*	*Qualified Result*
SVOCs	11/18/2008	bis(2-Ethylhexyl)phthalate	3.1	EB-017324-111208-NH-001	3.1	ug/L	3.1 U
				GW-017324-111108-NH-002	2.9	ug/L	2.9 U
				GW-017324-111108-NH-003	2.2	ug/L	2.2 U
				GW-017324-111108-NH-005	2.3	ug/L	2.3 U
				GW-017324-111108-NH-006	2.2	ug/L	2.2 U
				GW-017324-111208-NH-007	3.4	ug/L	3.4 U
				GW-017324-111208-NH-008	5.2	ug/L	5.2 U
				GW-017324-111208-NH-010	2.3	ug/L	2.3 U
				GW-017324-111208-NH-012	2.0	ug/L	2.0 U

Notes:

ug/L - micrograms per liter
U - not present at or above the associated value

TABLE 4

SUMMARY OF DETECTED ANALYTES FROM FIELD DUPLICATE SAMPLE SET
SITE-WIDE GROUNDWATER SAMPLING
NOVEMBER 11-14, AND 17, 2008
MANUAL TRANSMISSIONS OF MUNCIE
MUNCIE, INDIANA

Analyte	*Investigative Sample Results*	*Duplicate Sample Results*	*RPD*	*Units*	*Qualifier*
	GW-017324-111108-NH-005	*GW-017324-111108-NH-006*			
Lead	20.6	18.1	12.9	ug/L	-
Arsenic	10.8	12.5	14.6	ug/L	-
Barium	301	307	2.0	ug/L	-
Arsenic (Dissolved)	10.0 U	10.5	4.9	ug/L	-
Barium (Dissolved)	297	304	2.3	ug/L	-
	GW-017324-111708-NH-024	*GW-017324-111708-NH-025*			
No Detected Analytes	-	-	0.0	ug/L	-

Notes:

ug/L - micrograms per liter
RPD - Relative Percent Difference

TestAmerica
THE LEADER IN ENVIRONMENTAL TESTING

TestAmerica Laboratories, Inc.

ANALYTICAL REPORT

PROJECT NO. 017324-02

GM-MANUAL TRAN./E180007

Lot #: A9A080202
SDG #: 9A08202

Michael Richardson

Conestoga Rovers & Associates,
6520 Corporate Drive
Indianapolis, IN 46278

TESTAMERICA LABORATORIES, INC.

Amy L. McCormick
Project Manager

January 20, 2009

CASE NARRATIVE

9A08202

The following report contains the analytical results for seven water samples and one quality control sample submitted to TestAmerica North Canton by Conestoga-Rovers & Associates, Inc. from the GM-Manual Tran./E180007 Site, project number 017324-02. The samples were received January 08, 2009, according to documented sample acceptance procedures.

This SDG consists of (1) laboratory ID's: A9A080202.

TestAmerica utilizes USEPA approved methods in all analytical work. The samples presented in this report were analyzed for the parameter(s) listed on the analytical methods summary page in accordance with the method(s) indicated. A summary of QC data for these analyses is included at the back of the report.

TestAmerica North Canton attests to the validity of the laboratory data generated by TestAmerica facilities reported herein. All analyses performed by TestAmerica facilities were done using established laboratory SOPs that incorporate QA/QC procedures described in the applicable methods. TestAmerica's operations groups have reviewed the data for compliance with the laboratory QA/QC plan, and data have been found to be compliant with laboratory protocols unless otherwise noted below.

Any reference within this document to Severn Trent Laboratories, Inc. or STL, should be understood to refer to TestAmerica Laboratories, Inc. (formerly known as Severn Trent Laboratories, Inc.)

The test results in this report meet all NELAP requirements for parameters for which accreditation is required or available. Any exceptions to NELAP requirements are noted in this report. Pursuant to NELAP, this report may not be reproduced, except in full, without the written approval of the laboratory.

Please refer to the Quality Control Elements Narrative following this case narrative for additional quality control information.

If you have any questions, please call the Project Manager, Amy L. McCormick, at 330-497-9396.

This report is sequentially paginated. The final page of the report is labeled as "END OF REPORT." The total number of pages in this report is 86.

CASE NARRATIVE (continued)

SUPPLEMENTAL QC INFORMATION

SAMPLE RECEIVING

The temperatures of the coolers upon sample receipt were 1.6, 2.0, and 3.8°C.

See TestAmerica's Cooler Receipt Form for additional information.

GC/MS VOLATILES

The sample(s) that contain results between the MDL and the RL were flagged with "J". There is a possibility of false positive or mis-identification at these quantitation levels. In analytical methods requiring confirmation of the analyte reported, confirmation was performed only down to the standard reporting limit (SRL). The acceptance criteria for QC samples may not be met at these quantitation levels.

GC/MS SEMIVOLATILES

The sample(s) that contained concentrations of target analyte(s) at a reportable level in the associated Method Blank(s) were flagged with "B". All target analytes in the Method Blank must be below the reporting limit (RL) or the associated sample(s) must be ND with the exception of common laboratory contaminants.

The sample(s) that contain results between the MDL and the RL were flagged with "J". There is a possibility of false positive or mis-identification at these quantitation levels. In analytical methods requiring confirmation of the analyte reported, confirmation was performed only down to the standard reporting limit (SRL). The acceptance criteria for QC samples may not be met at these quantitation levels.

There were no client requested Matrix Spike/Matrix Spike Duplicate (MS/MSD) samples in batch(es) 9008242. Therefore, the laboratory has included a Laboratory Control Sample Duplicate (LCSD) in the QC batch. The LCSD recoveries, together with the LCS recoveries, are used to determine the reproducibility (precision) of the analytical system.

METALS

The sample(s) that contain results between the MDL and the RL were flagged with "B". There is the possibility of false positive or mis-identification at these quantitation levels. The acceptance criteria for the ICB, CCB, and Method Blank are +/- the standard reporting limit (SRL).

QUALITY CONTROL ELEMENTS NARRATIVE

TestAmerica North Canton conducts a quality assurance/quality control (QA/QC) program designed to provide scientifically valid and legally defensible data. Toward this end, several types of quality control indicators are incorporated into the QA/QC program, which is described in detail in QA Policy, QA-003. These indicators are introduced into the sample testing process to provide a mechanism for the assessment of the analytical data.

QC BATCH

Environmental samples are taken through the testing process in groups called QUALITY CONTROL BATCHES (QC batches). A QC batch contains up to twenty environmental samples of a similar matrix (water, soil) that are processed using the same reagents and standards. TestAmerica North Canton requires that each environmental sample be associated with a QC batch.

Several quality control samples are included in each QC batch and are processed identically to the twenty environmental samples.

For SW846/RCRA methods, QC samples include a METHOD BLANK (MB), a LABORATORY CONTROL SAMPLE (LCS) and, where appropriate, a MATRIX SPIKE/MATRIX SPIKE DUPLICATE (MS/MSD) pair or a MATRIX SPIKE/SAMPLE DUPLICATE (MS/DU) pair. If there is insufficient sample to perform an MS/MSD or an MS/DU, then a LABORATORY CONTROL SAMPLE DUPLICATE (LCSD) is included in the QC batch.

For 600 series/CWA methods, QC samples include a METHOD BLANK (MB), a LABORATORY CONTROL SAMPLE (LCS) and, where appropriate, a MATRIX SPIKE (MS). An MS is prepared and analyzed at a 10% frequency for GC Methods and at a 5% frequency for GC/MS methods.

LABORATORY CONTROL SAMPLE

The Laboratory Control Sample is a QC sample that is created by adding known concentrations of a full or partial set of target analytes to a matrix similar to that of the environmental samples in the QC batch. Multi peak responders may not be included in the target spike list due to co-elution. The LCS analyte recovery results are used to monitor the analytical process and provide evidence that the laboratory is performing the method within acceptable guidelines. All control analytes indicated by a bold type in the LCS must meet acceptance criteria. Failure to meet the established recovery guidelines requires the repreparation and reanalysis of all samples in the QC batch. Comparison of only the failed parameters from the first batch are evaluated. The only exception to the rework requirement is that if the LCS recoveries are biased high and the associated sample is ND (non-detected) for the parameter(s) of interest, the batch is acceptable.

At times, a Laboratory Control Sample Duplicate (LCSD) is also included in the QC batch. An LCSD is a QC sample that is created and handled identically to the LCS. Analyte recovery data from the LCSD is assessed in the same way as that of the LCS. The LCSD recoveries, together with the LCS recoveries, are used to determine the reproducibility (precision) of the analytical system. Precision data are expressed as relative percent differences (RPDs). If the RPD fails for an LCS/LCSD and yet the recoveries are within acceptance criteria, the batch is still acceptable.

METHOD BLANK

The Method Blank is a QC sample consisting of all the reagents used in analyzing the environmental samples contained in the QC batch. Method Blank results are used to determine if interference or contamination in the analytical system could lead to the reporting of false positive data or elevated analyte concentrations. All target analytes must be below the reporting limits (RL) or the associated sample(s) must be ND except under the following circumstances:

- Common organic contaminants may be present at concentrations up to 5 times the reporting limits. Common metals contaminants may be present at concentrations up to 2 times the reporting limit, or the reported blank concentration must be twenty fold less than the concentration reported in the associated environmental samples. (See common laboratory contaminants listed in the table.)

Volatile (GC or GC/MS)	Semivolatile (GC/MS)	Metals ICP-MS	Metals ICP Trace
Methylene Chloride, Acetone, 2-Butanone	Phthalate Esters	Copper, Iron, Zinc, Lead, Calcium, Magnesium, Potassium, Sodium, Barium, Chromium, Manganese	Copper, Iron, Zinc, Lead

- Organic blanks will be accepted if compounds detected in the blank are present in the associated samples at levels 10 times the blank level. Inorganic blanks will be accepted if elements detected in the blank are present in the associated samples at 20 times the blank level.

- Blanks will be accepted if the compounds/elements detected are not present in any of the associated environmental samples.

Failure to meet these Method Blank criteria requires the repreparation and reanalysis of all samples in the QC batch.

MATRIX SPIKE/MATRIX SPIKE DUPLICATE

A Matrix Spike and a Matrix Spike Duplicate are a pair of environmental samples to which known concentrations of a full or partial set of target analytes are added. The MS/MSD results are determined in the same manner as the results of the environmental sample used to prepare the MS/MSD. The analyte recoveries and the relative percent differences (RPDs) of the recoveries are calculated and used to evaluate the effect of the sample matrix on the analytical results. Due to the potential variability of the matrix of each sample, the MS/MSD results may not have an immediate bearing on any samples except the one spiked; therefore, the associated batch MS/MSD may not reflect the same compounds as the samples contained in the analytical report. When these MS/MSD results fail to meet acceptance criteria, the data is evaluated. If the LCS is within acceptance criteria, the batch is considered acceptable.

For certain methods, a Matrix Spike/Sample Duplicate (MS/DU) may be included in the QC batch in place of the MS/MSD. For the parameters (i.e. pH, ignitability) where it is not possible to prepare a spiked sample, a Sample Duplicate may be included in the QC batch. However, a Sample Duplicate is less likely to provide usable precision statistics depending on the likelihood of finding concentrations below the standard reporting limit. When the Sample Duplicate result fails to meet acceptance criteria, the data is evaluated.

For certain methods (600 series methods/CWA), a Matrix Spike is required in place of a Matrix Spike/Matrix Spike Duplicate (MS/MSD) or Matrix Spike/Sample Duplicate (MS/DU).

The acceptance criteria do not apply to samples that are diluted.

SURROGATE COMPOUNDS

In addition to these batch-related QC indicators, each organic environmental and QC sample is spiked with surrogate compounds. Surrogates are organic chemicals that behave similarly to the analytes of interest and that are rarely present in the environment. Surrogate recoveries are used to monitor the individual performance of a sample in the analytical system.

If surrogate recoveries are biased high in the LCS, LCSD, or the Method Blank, and the associated sample(s) are ND, the batch is acceptable. Otherwise, if the LCS, LCSD, or Method Blank surrogate(s) fail to meet recovery criteria, the entire sample batch is reprepared and reanalyzed. If the surrogate recoveries are outside criteria for environmental samples, the samples will be reprepared and reanalyzed unless there is objective evidence of matrix interference or if the sample dilution is greater than the threshold outlined in the associated method SOP.

The acceptance criteria do not apply to samples that are diluted. All other surrogate recoveries will be reported.

For the GC/MS BNA methods, the surrogate criterion is that two of the three surrogates for each fraction must meet acceptance criteria. The third surrogate must have a recovery of ten percent or greater.

For the Pesticide and PCB methods, the surrogate criterion is that one of two surrogate compounds must meet acceptance criteria. The second surrogate must have a recovery of 10% or greater.

EXECUTIVE SUMMARY - Detection Highlights

9A08202 : A9A080202

PARAMETER	RESULT	REPORTING LIMIT	UNITS	ANALYTICAL METHOD
GW-017324-010609-JP-001 01/06/09 15:50 001				
Arsenic - DISSOLVED	5.6 B	10.0	ug/L	SW846 6010B
Barium - DISSOLVED	324	200	ug/L	SW846 6010B
Arsenic	6.2 B	10.0	ug/L	SW846 6010B
Barium	308	200	ug/L	SW846 6010B
1,1-Dichloroethane	1.2 J	1.4	ug/L	SW846 8260B
1,2-Dichloroethane	0.68 J	1.4	ug/L	SW846 8260B
1,1-Dichloroethene	0.97 J	1.4	ug/L	SW846 8260B
cis-1,2-Dichloroethene	42	1.4	ug/L	SW846 8260B
trans-1,2-Dichloroethene	2.6	1.4	ug/L	SW846 8260B
Trichloroethene	0.48 J	1.4	ug/L	SW846 8260B
Vinyl chloride	23	1.4	ug/L	SW846 8260B
GW-017324-010609-JP-002 01/06/09 18:25 002				
Barium - DISSOLVED	63.1 B	200	ug/L	SW846 6010B
Lead	27.7	3.0	ug/L	SW846 6010B
Barium	62.4 B	200	ug/L	SW846 6010B
Chromium	4.0 B	10.0	ug/L	SW846 6010B
Benzo(a)pyrene	0.93	0.20	ug/L	SW846 8270C
Benzo(b)fluoranthene	0.84	0.20	ug/L	SW846 8270C
bis(2-Ethylhexyl) phthalate	1.4 J,B	2.0	ug/L	SW846 8270C
Fluoranthene	1.0	0.20	ug/L	SW846 8270C
Dichlorodifluoromethane	1.3	1.0	ug/L	SW846 8260B
1,1-Dichloroethane	21	1.0	ug/L	SW846 8260B
cis-1,2-Dichloroethene	7.1	1.0	ug/L	SW846 8260B
trans-1,2-Dichloroethene	0.21 J	1.0	ug/L	SW846 8260B
Vinyl chloride	4.9	1.0	ug/L	SW846 8260B
GW-017324-010709-JP-003 01/07/09 09:30 003				
Barium - DISSOLVED	144 B	200	ug/L	SW846 6010B
Barium	139 B	200	ug/L	SW846 6010B
Chloroform	2.6	1.0	ug/L	SW846 8260B
Tetrachloroethene	1.8	1.0	ug/L	SW846 8260B
Trichloroethene	0.83 J	1.0	ug/L	SW846 8260B
GW-017324-010709-JP-004 01/07/09 11:05 004				
Barium - DISSOLVED	106 B	200	ug/L	SW846 6010B
Lead	9.0	3.0	ug/L	SW846 6010B
Barium	108 B	200	ug/L	SW846 6010B
Chromium	3.6 B	10.0	ug/L	SW846 6010B

(Continued on next page)

EXECUTIVE SUMMARY - Detection Highlights

9A08202 : A9A080202

PARAMETER	RESULT	REPORTING LIMIT	UNITS	ANALYTICAL METHOD
GW-017324-010709-JP-004 01/07/09 11:05 004				
bis(2-Ethylhexyl) phthalate	1.1 J	2.0	ug/L	SW846 8270C
Acetone	1.1 J	10	ug/L	SW846 8260B
cis-1,2-Dichloroethene	3.5	1.0	ug/L	SW846 8260B
trans-1,2-Dichloroethene	5.4	1.0	ug/L	SW846 8260B
Tetrachloroethene	7.8	1.0	ug/L	SW846 8260B
Trichloroethene	2.7	1.0	ug/L	SW846 8260B
Trichlorofluoromethane	2.6	1.0	ug/L	SW846 8260B
GW-017324-010709-JP-005 01/07/09 14:00 005				
Arsenic - DISSOLVED	7.4 B	10.0	ug/L	SW846 6010B
Barium - DISSOLVED	139 B	200	ug/L	SW846 6010B
Arsenic	5.8 B	10.0	ug/L	SW846 6010B
Lead	56.6	3.0	ug/L	SW846 6010B
Barium	147 B	200	ug/L	SW846 6010B
Chromium	6.5 B	10.0	ug/L	SW846 6010B
Anthracene	0.76	0.20	ug/L	SW846 8270C
Benzo(a)anthracene	0.29	0.20	ug/L	SW846 8270C
Benzo(a)pyrene	1.0	0.20	ug/L	SW846 8270C
Benzo(b)fluoranthene	1.1	0.20	ug/L	SW846 8270C
Benzo(ghi)perylene	0.84	0.20	ug/L	SW846 8270C
Benzo(k)fluoranthene	0.71	0.20	ug/L	SW846 8270C
bis(2-Ethylhexyl) phthalate	1.4 J,B	2.0	ug/L	SW846 8270C
Carbazole	1.1	1.0	ug/L	SW846 8270C
Chrysene	0.35	0.20	ug/L	SW846 8270C
Fluoranthene	1.4	0.20	ug/L	SW846 8270C
Indeno(1,2,3-cd)pyrene	0.92	0.20	ug/L	SW846 8270C
Pentachlorophenol	11	5.0	ug/L	SW846 8270C
Phenanthrene	0.95	0.20	ug/L	SW846 8270C
Pyrene	0.54	0.20	ug/L	SW846 8270C
Acetone	1.5 J	10	ug/L	SW846 8260B
Cyclohexane	0.19 J	1.0	ug/L	SW846 8260B
GW-017324-010709-JP-006 01/07/09 15:55 006				
Arsenic - DISSOLVED	7.1 B	10.0	ug/L	SW846 6010B
Barium - DISSOLVED	114 B	200	ug/L	SW846 6010B
Barium	102 B	200	ug/L	SW846 6010B

(Continued on next page)

EXECUTIVE SUMMARY - Detection Highlights

9A08202 : A9A080202

PARAMETER	RESULT	REPORTING LIMIT	UNITS	ANALYTICAL METHOD
GW-017324-010709-JP-007 01/07/09 17:40 007				
Barium - DISSOLVED	59.6 B	200	ug/L	SW846 6010B
Barium	63.7 B	200	ug/L	SW846 6010B
Chromium	2.2 B	10.0	ug/L	SW846 6010B
bis(2-Ethylhexyl) phthalate	1.3 J,B	2.0	ug/L	SW846 8270C

ANALYTICAL METHODS SUMMARY

9A08202

PARAMETER	ANALYTICAL METHOD
Inductively Coupled Plasma (ICP) Metals	SW846 6010B
Mercury in Liquid Waste (Manual Cold-Vapor)	SW846 7470A
Semivolatile Organic Compounds by GC/MS	SW846 8270C
Trace Inductively Coupled Plasma (ICP) Metals	SW846 6010B
Volatile Organics by GC/MS	SW846 8260B

References:

SW846 "Test Methods for Evaluating Solid Waste, Physical/Chemical Methods", Third Edition, November 1986 and its updates.

SAMPLE SUMMARY

9A08202 : A9A080202

WO #	SAMPLE#	CLIENT SAMPLE ID	SAMPLED DATE	SAMP TIME
K5KKH	001	GW-017324-010609-JP-001	01/06/09	15:50
K5KKL	002	GW-017324-010609-JP-002	01/06/09	18:25
K5KKT	003	GW-017324-010709-JP-003	01/07/09	09:30
K5KKV	004	GW-017324-010709-JP-004	01/07/09	11:05
K5KKW	005	GW-017324-010709-JP-005	01/07/09	14:00
K5KK1	006	GW-017324-010709-JP-006	01/07/09	15:55
K5KK2	007	GW-017324-010709-JP-007	01/07/09	17:40
K5KK3	008	TB-017324-010709-JP-001	01/07/09	16:25

NOTE(S):

- The analytical results of the samples listed above are presented on the following pages.
- All calculations are performed before rounding to avoid round-off errors in calculated results.
- Results noted as "ND" were not detected at or above the stated limit.
- This report must not be reproduced, except in full, without the written approval of the laboratory.
- Results for the following parameters are never reported on a dry weight basis: color, corrosivity, density, flashpoint, ignitability, layers, odor, paint filter test, pH, porosity pressure, reactivity, redox potential, specific gravity, spot tests, solids, solubility, temperature, viscosity, and weight.

Conestoga-Rovers & Associates, Inc.

Client Sample ID: GW-017324-010609-JP-001

GC/MS Volatiles

Lot-Sample #...: A9A080202-001 **Work Order #...:** K5KKH1AA **Matrix.....:** WG
Date Sampled...: 01/06/09 15:50 **Date Received..:** 01/08/09
Prep Date.....: 01/14/09 **Analysis Date..:** 01/14/09
Prep Batch #...: 9014312
Dilution Factor: 1.43 **Method.....:** SW846 8260B

PARAMETER	RESULT	REPORTING LIMIT	UNITS	MDL
Acetone	ND	14	ug/L	1.6
Benzene	ND	1.4	ug/L	0.19
Bromodichloromethane	ND	1.4	ug/L	0.21
Bromoform	ND	1.4	ug/L	0.92
Bromomethane	ND	1.4	ug/L	0.59
2-Butanone	ND	14	ug/L	0.82
Carbon disulfide	ND	1.4	ug/L	0.19
Carbon tetrachloride	ND	1.4	ug/L	0.19
Chlorobenzene	ND	1.4	ug/L	0.21
Chloroethane	ND	1.4	ug/L	0.41
Chloroform	ND	1.4	ug/L	0.23
Chloromethane	ND	1.4	ug/L	0.43
Cyclohexane	ND	1.4	ug/L	0.17
Dibromochloromethane	ND	1.4	ug/L	0.26
1,2-Dibromo-3-chloro-propane	ND	2.9	ug/L	0.96
1,2-Dibromoethane	ND	1.4	ug/L	0.34
1,2-Dichlorobenzene	ND	1.4	ug/L	0.19
1,3-Dichlorobenzene	ND	1.4	ug/L	0.20
1,4-Dichlorobenzene	ND	1.4	ug/L	0.19
Dichlorodifluoromethane	ND	1.4	ug/L	0.44
1,1-Dichloroethane	**1.2 J**	**1.4**	**ug/L**	**0.21**
1,2-Dichloroethane	**0.68 J**	**1.4**	**ug/L**	**0.31**
1,1-Dichloroethene	**0.97 J**	**1.4**	**ug/L**	**0.27**
cis-1,2-Dichloroethene	**42**	**1.4**	**ug/L**	**0.24**
trans-1,2-Dichloroethene	**2.6**	**1.4**	**ug/L**	**0.27**
1,2-Dichloropropane	ND	1.4	ug/L	0.26
cis-1,3-Dichloropropene	ND	1.4	ug/L	0.20
trans-1,3-Dichloropropene	ND	1.4	ug/L	0.27
Ethylbenzene	ND	1.4	ug/L	0.24
2-Hexanone	ND	14	ug/L	0.59
Isopropylbenzene	ND	1.4	ug/L	0.19
Methyl acetate	ND	14	ug/L	0.54
Methylene chloride	ND	1.4	ug/L	0.47
Methylcyclohexane	ND	1.4	ug/L	0.19
4-Methyl-2-pentanone	ND	14	ug/L	0.46
Methyl tert-butyl ether	ND	7.2	ug/L	0.24
Styrene	ND	1.4	ug/L	0.16
1,1,2,2-Tetrachloroethane	ND	1.4	ug/L	0.26

(Continued on next page)

Conestoga-Rovers & Associates, Inc.

Client Sample ID: GW-017324-010609-JP-001

GC/MS Volatiles

Lot-Sample #...: A9A080202-001 **Work Order #...:** K5KKH1AA **Matrix.....:** WG

PARAMETER	RESULT	REPORTING LIMIT	UNITS	MDL
Tetrachloroethene	ND	1.4	ug/L	0.41
Toluene	ND	1.4	ug/L	0.19
1,2,4-Trichloro-benzene	ND	1.4	ug/L	0.21
1,1,1-Trichloroethane	ND	1.4	ug/L	0.31
1,1,2-Trichloroethane	ND	1.4	ug/L	0.39
Trichloroethene	**0.48 J**	**1.4**	**ug/L**	**0.24**
Trichlorofluoromethane	ND	1.4	ug/L	0.30
1,1,2-Trichloro-1,2,2-trifluoroethane	ND	1.4	ug/L	0.40
Vinyl chloride	**23**	**1.4**	**ug/L**	**0.31**
Xylenes (total)	ND	2.9	ug/L	0.40

SURROGATE	PERCENT RECOVERY	RECOVERY LIMITS
Dibromofluoromethane	87	(73 - 122)
1,2-Dichloroethane-d4	84	(61 - 128)
Toluene-d8	88	(76 - 110)
4-Bromofluorobenzene	88	(74 - 116)

NOTE(S):

J Estimated result. Result is less than RL.

Conestoga-Rovers & Associates, Inc.

Client Sample ID: GW-017324-010609-JP-001

GC/MS Semivolatiles

Lot-Sample #...: A9A080202-001 **Work Order #...:** K5KKH1AC **Matrix.....:** WG
Date Sampled...: 01/06/09 15:50 **Date Received..:** 01/08/09
Prep Date.....: 01/08/09 **Analysis Date..:** 01/12/09
Prep Batch #...: 9008242
Dilution Factor: 1 **Method.....:** SW846 8270C

PARAMETER	RESULT	REPORTING LIMIT	UNITS	MDL
Acenaphthene	ND	0.20	ug/L	0.10
Acenaphthylene	ND	0.20	ug/L	0.10
Acetophenone	ND	1.0	ug/L	0.34
Anthracene	ND	0.20	ug/L	0.10
Atrazine	ND	1.0	ug/L	0.34
Benzo(a)anthracene	ND	0.20	ug/L	0.10
Benzo(a)pyrene	ND	0.20	ug/L	0.10
Benzo(b)fluoranthene	ND	0.20	ug/L	0.10
Benzo(ghi)perylene	ND	0.20	ug/L	0.10
Benzo(k)fluoranthene	ND	0.20	ug/L	0.10
Benzaldehyde	ND	1.0	ug/L	0.39
1,1'-Biphenyl	ND	1.0	ug/L	0.80
bis(2-Chloroethoxy) methane	ND	1.0	ug/L	0.32
bis(2-Chloroethyl)-ether	ND	1.0	ug/L	0.10
bis(2-Ethylhexyl) phthalate	ND	2.0	ug/L	0.80
4-Bromophenyl phenyl ether	ND	2.0	ug/L	0.80
Butyl benzyl phthalate	ND	1.0	ug/L	0.80
Caprolactam	ND	5.0	ug/L	0.80
Carbazole	ND	1.0	ug/L	0.28
4-Chloroaniline	ND	2.0	ug/L	0.80
4-Chloro-3-methylphenol	ND	2.0	ug/L	0.80
2-Chloronaphthalene	ND	1.0	ug/L	0.10
2-Chlorophenol	ND	1.0	ug/L	0.29
4-Chlorophenyl phenyl ether	ND	2.0	ug/L	0.30
Chrysene	ND	0.20	ug/L	0.10
Dibenz(a,h)anthracene	ND	0.20	ug/L	0.10
Dibenzofuran	ND	1.0	ug/L	0.10
3,3'-Dichlorobenzidine	ND	5.0	ug/L	0.37
2,4-Dichlorophenol	ND	2.0	ug/L	0.80
Diethyl phthalate	ND	1.0	ug/L	0.60
2,4-Dimethylphenol	ND	2.0	ug/L	0.80
Dimethyl phthalate	ND	1.0	ug/L	0.29
Di-n-butyl phthalate	ND	1.0	ug/L	0.67
4,6-Dinitro-2-methylphenol	ND	5.0	ug/L	2.4

(Continued on next page)

Conestoga-Rovers & Associates, Inc.

Client Sample ID: GW-017324-010609-JP-001

GC/MS Semivolatiles

Lot-Sample #...: A9A080202-001 **Work Order #...:** K5KKH1AC **Matrix.....:** WG

PARAMETER	RESULT	REPORTING LIMIT	UNITS	MDL
2,4-Dinitrophenol	ND	5.0	ug/L	2.4
2,4-Dinitrotoluene	ND	5.0	ug/L	0.27
2,6-Dinitrotoluene	ND	5.0	ug/L	0.80
Di-n-octyl phthalate	ND	1.0	ug/L	0.80
Fluoranthene	ND	0.20	ug/L	0.10
Fluorene	ND	0.20	ug/L	0.10
Hexachlorobenzene	ND	0.20	ug/L	0.10
Hexachlorobutadiene	ND	1.0	ug/L	0.27
Hexachlorocyclopenta-diene	ND	10	ug/L	0.80
Hexachloroethane	ND	1.0	ug/L	0.80
Indeno(1,2,3-cd)pyrene	ND	0.20	ug/L	0.10
Isophorone	ND	1.0	ug/L	0.27
2-Methylnaphthalene	ND	0.20	ug/L	0.10
2-Methylphenol	ND	1.0	ug/L	0.80
4-Methylphenol	ND	1.0	ug/L	0.80
Naphthalene	ND	0.20	ug/L	0.10
2-Nitroaniline	ND	2.0	ug/L	0.80
3-Nitroaniline	ND	2.0	ug/L	0.28
4-Nitroaniline	ND	2.0	ug/L	0.80
Nitrobenzene	ND	1.0	ug/L	0.040
2-Nitrophenol	ND	2.0	ug/L	0.28
4-Nitrophenol	ND	5.0	ug/L	2.4
N-Nitrosodi-n-propyl-amine	ND	1.0	ug/L	0.80
N-Nitrosodiphenylamine	ND	1.0	ug/L	0.31
2,2'-oxybis (1-Chloropropane)	ND	1.0	ug/L	0.40
Pentachlorophenol	ND	5.0	ug/L	2.4
Phenanthrene	ND	0.20	ug/L	0.10
Phenol	ND	1.0	ug/L	0.60
Pyrene	ND	0.20	ug/L	0.10
2,4,5-Trichloro-phenol	ND	5.0	ug/L	0.30
2,4,6-Trichloro-phenol	ND	5.0	ug/L	0.80

SURROGATE	PERCENT RECOVERY	RECOVERY LIMITS
Nitrobenzene-d5	83	(27 - 111)
2-Fluorobiphenyl	67	(28 - 110)
Terphenyl-d14	81	(37 - 119)
Phenol-d5	24	(10 - 110)
2-Fluorophenol	45	(10 - 110)
2,4,6-Tribromophenol	73	(22 - 120)

Conestoga-Rovers & Associates, Inc.

Client Sample ID: GW-017324-010609-JP-001

TOTAL Metals

Lot-Sample #...: A9A080202-001 **Matrix.....:** WG
Date Sampled...: 01/06/09 15:50 **Date Received..:** 01/08/09

PARAMETER	RESULT	REPORTING LIMIT	UNITS	METHOD	PREPARATION-ANALYSIS DATE	WORK ORDER #
Prep Batch #...: 9012015						
Arsenic	**6.2 B**	**10.0**	**ug/L**	**SW846 6010B**	**01/12/09**	**K5KKH1AH**
		Dilution Factor: 1		MDL.....: 3.2		
Barium	**308**	**200**	**ug/L**	**SW846 6010B**	**01/12/09**	**K5KKH1AD**
		Dilution Factor: 1		MDL.....: 0.67		
Cadmium	ND	5.0	ug/L	SW846 6010B	01/12/09	K5KKH1AE
		Dilution Factor: 1		MDL.....: 0.66		
Lead	ND	3.0	ug/L	SW846 6010B	01/12/09	K5KKH1AJ
		Dilution Factor: 1		MDL.....: 1.9		
Chromium	ND	10.0	ug/L	SW846 6010B	01/12/09	K5KKH1AF
		Dilution Factor: 1		MDL.....: 2.2		
Selenium	ND	5.0	ug/L	SW846 6010B	01/12/09	K5KKH1AK
		Dilution Factor: 1		MDL.....: 4.1		
Silver	ND	10.0	ug/L	SW846 6010B	01/12/09	K5KKH1AG
		Dilution Factor: 1		MDL.....: 2.2		
Mercury	ND	0.20	ug/L	SW846 7470A	01/12-01/13/09	K5KKH1AL
		Dilution Factor: 1		MDL.....: 0.12		

NOTE(S):

B Estimated result. Result is less than RL.

Conestoga-Rovers & Associates, Inc.

Client Sample ID: GW-017324-010609-JP-001

DISSOLVED Metals

Lot-Sample #...: A9A080202-001 **Matrix.....:** WG
Date Sampled...: 01/06/09 15:50 **Date Received..:** 01/08/09

PARAMETER	RESULT	REPORTING LIMIT	UNITS	METHOD	PREPARATION-ANALYSIS DATE	WORK ORDER #
Prep Batch #...: 9012015						
Arsenic	**5.6 B**	**10.0**	**ug/L**	**SW846 6010B**	**01/12/09**	**K5KKH1AR**
		Dilution Factor: 1		MDL.....: 3.2		
Barium	**324**	**200**	**ug/L**	**SW846 6010B**	**01/12/09**	**K5KKH1AM**
		Dilution Factor: 1		MDL.....: 0.67		
Cadmium	ND	5.0	ug/L	SW846 6010B	01/12/09	K5KKH1AN
		Dilution Factor: 1		MDL.....: 0.66		
Lead	ND	3.0	ug/L	SW846 6010B	01/12/09	K5KKH1AT
		Dilution Factor: 1		MDL.....: 1.9		
Chromium	ND	10.0	ug/L	SW846 6010B	01/12/09	K5KKH1AP
		Dilution Factor: 1		MDL.....: 2.2		
Selenium	ND	5.0	ug/L	SW846 6010B	01/12/09	K5KKH1AU
		Dilution Factor: 1		MDL.....: 4.1		
Silver	ND	10.0	ug/L	SW846 6010B	01/12/09	K5KKH1AQ
		Dilution Factor: 1		MDL.....: 2.2		
Mercury	ND	0.20	ug/L	SW846 7470A	01/12-01/13/09	K5KKH1AV
		Dilution Factor: 1		MDL.....: 0.12		

NOTE(S):

B Estimated result. Result is less than RL.

Conestoga-Rovers & Associates, Inc.

Client Sample ID: GW-017324-010609-JP-002

GC/MS Volatiles

Lot-Sample #...: A9A080202-002 **Work Order #...:** K5KKL1AA **Matrix.....:** WG
Date Sampled...: 01/06/09 18:25 **Date Received..:** 01/08/09
Prep Date.....: 01/14/09 **Analysis Date..:** 01/14/09
Prep Batch #...: 9014312
Dilution Factor: 1 **Method.....:** SW846 8260B

PARAMETER	RESULT	REPORTING LIMIT	UNITS	MDL
Acetone	ND	10	ug/L	1.1
Benzene	ND	1.0	ug/L	0.13
Bromodichloromethane	ND	1.0	ug/L	0.15
Bromoform	ND	1.0	ug/L	0.64
Bromomethane	ND	1.0	ug/L	0.41
2-Butanone	ND	10	ug/L	0.57
Carbon disulfide	ND	1.0	ug/L	0.13
Carbon tetrachloride	ND	1.0	ug/L	0.13
Chlorobenzene	ND	1.0	ug/L	0.15
Chloroethane	ND	1.0	ug/L	0.29
Chloroform	ND	1.0	ug/L	0.16
Chloromethane	ND	1.0	ug/L	0.30
Cyclohexane	ND	1.0	ug/L	0.12
Dibromochloromethane	ND	1.0	ug/L	0.18
1,2-Dibromo-3-chloro-propane	ND	2.0	ug/L	0.67
1,2-Dibromoethane	ND	1.0	ug/L	0.24
1,2-Dichlorobenzene	ND	1.0	ug/L	0.13
1,3-Dichlorobenzene	ND	1.0	ug/L	0.14
1,4-Dichlorobenzene	ND	1.0	ug/L	0.13
Dichlorodifluoromethane	**1.3**	**1.0**	**ug/L**	**0.31**
1,1-Dichloroethane	**21**	**1.0**	**ug/L**	**0.15**
1,2-Dichloroethane	ND	1.0	ug/L	0.22
1,1-Dichloroethene	ND	1.0	ug/L	0.19
cis-1,2-Dichloroethene	**7.1**	**1.0**	**ug/L**	**0.17**
trans-1,2-Dichloroethene	**0.21 J**	**1.0**	**ug/L**	**0.19**
1,2-Dichloropropane	ND	1.0	ug/L	0.18
cis-1,3-Dichloropropene	ND	1.0	ug/L	0.14
trans-1,3-Dichloropropene	ND	1.0	ug/L	0.19
Ethylbenzene	ND	1.0	ug/L	0.17
2-Hexanone	ND	10	ug/L	0.41
Isopropylbenzene	ND	1.0	ug/L	0.13
Methyl acetate	ND	10	ug/L	0.38
Methylene chloride	ND	1.0	ug/L	0.33
Methylcyclohexane	ND	1.0	ug/L	0.13
4-Methyl-2-pentanone	ND	10	ug/L	0.32
Methyl tert-butyl ether	ND	5.0	ug/L	0.17
Styrene	ND	1.0	ug/L	0.11
1,1,2,2-Tetrachloroethane	ND	1.0	ug/L	0.18

(Continued on next page)

Conestoga-Rovers & Associates, Inc.

Client Sample ID: GW-017324-010609-JP-002

GC/MS Volatiles

Lot-Sample #...: A9A080202-002 **Work Order #...:** K5KKL1AA **Matrix.....:** WG

PARAMETER	RESULT	REPORTING LIMIT	UNITS	MDL
Tetrachloroethene	ND	1.0	ug/L	0.29
Toluene	ND	1.0	ug/L	0.13
1,2,4-Trichloro-benzene	ND	1.0	ug/L	0.15
1,1,1-Trichloroethane	ND	1.0	ug/L	0.22
1,1,2-Trichloroethane	ND	1.0	ug/L	0.27
Trichloroethene	ND	1.0	ug/L	0.17
Trichlorofluoromethane	ND	1.0	ug/L	0.21
1,1,2-Trichloro-1,2,2-trifluoroethane	ND	1.0	ug/L	0.28
Vinyl chloride	**4.9**	**1.0**	**ug/L**	**0.22**
Xylenes (total)	ND	2.0	ug/L	0.28

SURROGATE	PERCENT RECOVERY	RECOVERY LIMITS
Dibromofluoromethane	91	(73 - 122)
1,2-Dichloroethane-d4	88	(61 - 128)
Toluene-d8	88	(76 - 110)
4-Bromofluorobenzene	86	(74 - 116)

NOTE(S):

J Estimated result. Result is less than RL.

Conestoga-Rovers & Associates, Inc.

Client Sample ID: GW-017324-010609-JP-002

GC/MS Semivolatiles

Lot-Sample #...: A9A080202-002 **Work Order #...:** K5KKL1AC **Matrix.....:** WG
Date Sampled...: 01/06/09 18:25 **Date Received..:** 01/08/09
Prep Date.....: 01/08/09 **Analysis Date..:** 01/12/09
Prep Batch #...: 9008242
Dilution Factor: 1 **Method.....:** SW846 8270C

PARAMETER	RESULT	REPORTING LIMIT	UNITS	MDL
Acenaphthene	ND	0.20	ug/L	0.10
Acenaphthylene	ND	0.20	ug/L	0.10
Acetophenone	ND	1.0	ug/L	0.34
Anthracene	ND	0.20	ug/L	0.10
Atrazine	ND	1.0	ug/L	0.34
Benzo(a)anthracene	ND	0.20	ug/L	0.10
Benzo(a)pyrene	**0.93**	**0.20**	**ug/L**	**0.10**
Benzo(b)fluoranthene	**0.84**	**0.20**	**ug/L**	**0.10**
Benzo(ghi)perylene	ND	0.20	ug/L	0.10
Benzo(k)fluoranthene	ND	0.20	ug/L	0.10
Benzaldehyde	ND	1.0	ug/L	0.39
1,1'-Biphenyl	ND	1.0	ug/L	0.80
bis(2-Chloroethoxy) methane	ND	1.0	ug/L	0.32
bis(2-Chloroethyl)-ether	ND	1.0	ug/L	0.10
bis(2-Ethylhexyl) phthalate	**1.4 J,B**	**2.0**	**ug/L**	**0.80**
4-Bromophenyl phenyl ether	ND	2.0	ug/L	0.80
Butyl benzyl phthalate	ND	1.0	ug/L	0.80
Caprolactam	ND	5.0	ug/L	0.80
Carbazole	ND	1.0	ug/L	0.28
4-Chloroaniline	ND	2.0	ug/L	0.80
4-Chloro-3-methylphenol	ND	2.0	ug/L	0.80
2-Chloronaphthalene	ND	1.0	ug/L	0.10
2-Chlorophenol	ND	1.0	ug/L	0.29
4-Chlorophenyl phenyl ether	ND	2.0	ug/L	0.30
Chrysene	ND	0.20	ug/L	0.10
Dibenz(a,h)anthracene	ND	0.20	ug/L	0.10
Dibenzofuran	ND	1.0	ug/L	0.10
3,3'-Dichlorobenzidine	ND	5.0	ug/L	0.37
2,4-Dichlorophenol	ND	2.0	ug/L	0.80
Diethyl phthalate	ND	1.0	ug/L	0.60
2,4-Dimethylphenol	ND	2.0	ug/L	0.80
Dimethyl phthalate	ND	1.0	ug/L	0.29
Di-n-butyl phthalate	ND	1.0	ug/L	0.67
4,6-Dinitro-2-methylphenol	ND	5.0	ug/L	2.4

(Continued on next page)

Conestoga-Rovers & Associates, Inc.

Client Sample ID: GW-017324-010609-JP-002

GC/MS Semivolatiles

Lot-Sample #...: A9A080202-002 **Work Order #...:** K5KKL1AC **Matrix.....:** WG

PARAMETER	RESULT	REPORTING LIMIT	UNITS	MDL
2,4-Dinitrophenol	ND	5.0	ug/L	2.4
2,4-Dinitrotoluene	ND	5.0	ug/L	0.27
2,6-Dinitrotoluene	ND	5.0	ug/L	0.80
Di-n-octyl phthalate	ND	1.0	ug/L	0.80
Fluoranthene	**1.0**	**0.20**	**ug/L**	**0.10**
Fluorene	ND	0.20	ug/L	0.10
Hexachlorobenzene	ND	0.20	ug/L	0.10
Hexachlorobutadiene	ND	1.0	ug/L	0.27
Hexachlorocyclopenta-diene	ND	10	ug/L	0.80
Hexachloroethane	ND	1.0	ug/L	0.80
Indeno(1,2,3-cd)pyrene	ND	0.20	ug/L	0.10
Isophorone	ND	1.0	ug/L	0.27
2-Methylnaphthalene	ND	0.20	ug/L	0.10
2-Methylphenol	ND	1.0	ug/L	0.80
4-Methylphenol	ND	1.0	ug/L	0.80
Naphthalene	ND	0.20	ug/L	0.10
2-Nitroaniline	ND	2.0	ug/L	0.80
3-Nitroaniline	ND	2.0	ug/L	0.28
4-Nitroaniline	ND	2.0	ug/L	0.80
Nitrobenzene	ND	1.0	ug/L	0.040
2-Nitrophenol	ND	2.0	ug/L	0.28
4-Nitrophenol	ND	5.0	ug/L	2.4
N-Nitrosodi-n-propyl-amine	ND	1.0	ug/L	0.80
N-Nitrosodiphenylamine	ND	1.0	ug/L	0.31
2,2'-oxybis (1-Chloropropane)	ND	1.0	ug/L	0.40
Pentachlorophenol	ND	5.0	ug/L	2.4
Phenanthrene	ND	0.20	ug/L	0.10
Phenol	ND	1.0	ug/L	0.60
Pyrene	ND	0.20	ug/L	0.10
2,4,5-Trichloro-phenol	ND	5.0	ug/L	0.30
2,4,6-Trichloro-phenol	ND	5.0	ug/L	0.80

SURROGATE	PERCENT RECOVERY	RECOVERY LIMITS
Nitrobenzene-d5	81	(27 - 111)
2-Fluorobiphenyl	68	(28 - 110)
Terphenyl-d14	91	(37 - 119)
Phenol-d5	22	(10 - 110)
2-Fluorophenol	40	(10 - 110)
2,4,6-Tribromophenol	69	(22 - 120)

(Continued on next page)

Conestoga-Rovers & Associates, Inc.

Client Sample ID: GW-017324-010609-JP-002

GC/MS Semivolatiles

Lot-Sample #...: A9A080202-002 **Work Order #...:** K5KKL1AC **Matrix.....:** WG

NOTE(S):

J Estimated result. Result is less than RL.

B Method blank contamination. The associated method blank contains the target analyte at a reportable level.

Conestoga-Rovers & Associates, Inc.

Client Sample ID: GW-017324-010609-JP-002

TOTAL Metals

Lot-Sample #...: A9A080202-002 **Matrix.....:** WG
Date Sampled...: 01/06/09 18:25 **Date Received..:** 01/08/09

PARAMETER	RESULT	REPORTING LIMIT	UNITS	METHOD	PREPARATION-ANALYSIS DATE	WORK ORDER #
Prep Batch #...: 9012015						
Arsenic	ND	10.0	ug/L	SW846 6010B	01/12/09	K5KKL1AH
		Dilution Factor: 1		MDL.....: 3.2		
Barium	**62.4 B**	**200**	**ug/L**	**SW846 6010B**	**01/12/09**	**K5KKL1AD**
		Dilution Factor: 1		MDL.....: 0.67		
Cadmium	ND	5.0	ug/L	SW846 6010B	01/12/09	K5KKL1AE
		Dilution Factor: 1		MDL.....: 0.66		
Lead	**27.7**	**3.0**	**ug/L**	**SW846 6010B**	**01/12/09**	**K5KKL1AJ**
		Dilution Factor: 1		MDL.....: 1.9		
Chromium	**4.0 B**	**10.0**	**ug/L**	**SW846 6010B**	**01/12/09**	**K5KKL1AF**
		Dilution Factor: 1		MDL.....: 2.2		
Selenium	ND	5.0	ug/L	SW846 6010B	01/12/09	K5KKL1AK
		Dilution Factor: 1		MDL.....: 4.1		
Silver	ND	10.0	ug/L	SW846 6010B	01/12/09	K5KKL1AG
		Dilution Factor: 1		MDL.....: 2.2		
Mercury	ND	0.20	ug/L	SW846 7470A	01/12-01/13/09	K5KKL1AL
		Dilution Factor: 1		MDL.....: 0.12		

NOTE(S):

B Estimated result. Result is less than RL.

Conestoga-Rovers & Associates, Inc.

Client Sample ID: GW-017324-010609-JP-002

DISSOLVED Metals

Lot-Sample #...: A9A080202-002 **Matrix.....:** WG
Date Sampled...: 01/06/09 18:25 **Date Received..:** 01/08/09

PARAMETER	RESULT	REPORTING LIMIT	UNITS	METHOD	PREPARATION-ANALYSIS DATE	WORK ORDER #
Prep Batch #...: 9012015						
Arsenic	ND	10.0	ug/L	SW846 6010B	01/12/09	K5KKL1AR
		Dilution Factor: 1		MDL.....: 3.2		
Barium	**63.1 B**	**200**	**ug/L**	**SW846 6010B**	**01/12/09**	**K5KKL1AM**
		Dilution Factor: 1		MDL.....: 0.67		
Cadmium	ND	5.0	ug/L	SW846 6010B	01/12/09	K5KKL1AN
		Dilution Factor: 1		MDL.....: 0.66		
Lead	ND	3.0	ug/L	SW846 6010B	01/12/09	K5KKL1AT
		Dilution Factor: 1		MDL.....: 1.9		
Chromium	ND	10.0	ug/L	SW846 6010B	01/12/09	K5KKL1AP
		Dilution Factor: 1		MDL.....: 2.2		
Selenium	ND	5.0	ug/L	SW846 6010B	01/12/09	K5KKL1AU
		Dilution Factor: 1		MDL.....: 4.1		
Silver	ND	10.0	ug/L	SW846 6010B	01/12/09	K5KKL1AQ
		Dilution Factor: 1		MDL.....: 2.2		
Mercury	ND	0.20	ug/L	SW846 7470A	01/12-01/13/09	K5KKL1AV
		Dilution Factor: 1		MDL.....: 0.12		

NOTE(S):

B Estimated result. Result is less than RL.

Conestoga-Rovers & Associates, Inc.

Client Sample ID: GW-017324-010709-JP-003

GC/MS Volatiles

Lot-Sample #...: A9A080202-003 **Work Order #...:** K5KKT1AA **Matrix.....:** WG
Date Sampled...: 01/07/09 09:30 **Date Received..:** 01/08/09
Prep Date.....: 01/14/09 **Analysis Date..:** 01/14/09
Prep Batch #...: 9014312
Dilution Factor: 1 **Method.....:** SW846 8260B

PARAMETER	RESULT	REPORTING LIMIT	UNITS	MDL
Acetone	ND	10	ug/L	1.1
Benzene	ND	1.0	ug/L	0.13
Bromodichloromethane	ND	1.0	ug/L	0.15
Bromoform	ND	1.0	ug/L	0.64
Bromomethane	ND	1.0	ug/L	0.41
2-Butanone	ND	10	ug/L	0.57
Carbon disulfide	ND	1.0	ug/L	0.13
Carbon tetrachloride	ND	1.0	ug/L	0.13
Chlorobenzene	ND	1.0	ug/L	0.15
Chloroethane	ND	1.0	ug/L	0.29
Chloroform	**2.6**	**1.0**	**ug/L**	**0.16**
Chloromethane	ND	1.0	ug/L	0.30
Cyclohexane	ND	1.0	ug/L	0.12
Dibromochloromethane	ND	1.0	ug/L	0.18
1,2-Dibromo-3-chloro-propane	ND	2.0	ug/L	0.67
1,2-Dibromoethane	ND	1.0	ug/L	0.24
1,2-Dichlorobenzene	ND	1.0	ug/L	0.13
1,3-Dichlorobenzene	ND	1.0	ug/L	0.14
1,4-Dichlorobenzene	ND	1.0	ug/L	0.13
Dichlorodifluoromethane	ND	1.0	ug/L	0.31
1,1-Dichloroethane	ND	1.0	ug/L	0.15
1,2-Dichloroethane	ND	1.0	ug/L	0.22
1,1-Dichloroethene	ND	1.0	ug/L	0.19
cis-1,2-Dichloroethene	ND	1.0	ug/L	0.17
trans-1,2-Dichloroethene	ND	1.0	ug/L	0.19
1,2-Dichloropropane	ND	1.0	ug/L	0.18
cis-1,3-Dichloropropene	ND	1.0	ug/L	0.14
trans-1,3-Dichloropropene	ND	1.0	ug/L	0.19
Ethylbenzene	ND	1.0	ug/L	0.17
2-Hexanone	ND	10	ug/L	0.41
Isopropylbenzene	ND	1.0	ug/L	0.13
Methyl acetate	ND	10	ug/L	0.38
Methylene chloride	ND	1.0	ug/L	0.33
Methylcyclohexane	ND	1.0	ug/L	0.13
4-Methyl-2-pentanone	ND	10	ug/L	0.32
Methyl tert-butyl ether	ND	5.0	ug/L	0.17
Styrene	ND	1.0	ug/L	0.11
1,1,2,2-Tetrachloroethane	ND	1.0	ug/L	0.18

(Continued on next page)

Conestoga-Rovers & Associates, Inc.

Client Sample ID: GW-017324-010709-JP-003

GC/MS Volatiles

Lot-Sample #...: A9A080202-003 **Work Order #...:** K5KKT1AA **Matrix.....:** WG

PARAMETER	RESULT	REPORTING LIMIT	UNITS	MDL
Tetrachloroethene	**1.8**	**1.0**	**ug/L**	**0.29**
Toluene	ND	1.0	ug/L	0.13
1,2,4-Trichloro-benzene	ND	1.0	ug/L	0.15
1,1,1-Trichloroethane	ND	1.0	ug/L	0.22
1,1,2-Trichloroethane	ND	1.0	ug/L	0.27
Trichloroethene	**0.83 J**	**1.0**	**ug/L**	**0.17**
Trichlorofluoromethane	ND	1.0	ug/L	0.21
1,1,2-Trichloro-1,2,2-trifluoroethane	ND	1.0	ug/L	0.28
Vinyl chloride	ND	1.0	ug/L	0.22
Xylenes (total)	ND	2.0	ug/L	0.28

SURROGATE	PERCENT RECOVERY	RECOVERY LIMITS
Dibromofluoromethane	92	(73 - 122)
1,2-Dichloroethane-d4	90	(61 - 128)
Toluene-d8	88	(76 - 110)
4-Bromofluorobenzene	83	(74 - 116)

NOTE(S):

J Estimated result. Result is less than RL.

Conestoga-Rovers & Associates, Inc.

Client Sample ID: GW-017324-010709-JP-003

GC/MS Semivolatiles

Lot-Sample #...: A9A080202-003 **Work Order #...:** K5KKT1AC **Matrix.....:** WG
Date Sampled...: 01/07/09 09:30 **Date Received..:** 01/08/09
Prep Date.....: 01/11/09 **Analysis Date..:** 01/13/09
Prep Batch #...: 9010015
Dilution Factor: 1 **Method.....:** SW846 8270C

PARAMETER	RESULT	REPORTING LIMIT	UNITS	MDL
Acenaphthene	ND	0.20	ug/L	0.10
Acenaphthylene	ND	0.20	ug/L	0.10
Acetophenone	ND	1.0	ug/L	0.34
Anthracene	ND	0.20	ug/L	0.10
Atrazine	ND	1.0	ug/L	0.34
Benzo(a)anthracene	ND	0.20	ug/L	0.10
Benzo(a)pyrene	ND	0.20	ug/L	0.10
Benzo(b)fluoranthene	ND	0.20	ug/L	0.10
Benzo(ghi)perylene	ND	0.20	ug/L	0.10
Benzo(k)fluoranthene	ND	0.20	ug/L	0.10
Benzaldehyde	ND	1.0	ug/L	0.39
1,1'-Biphenyl	ND	1.0	ug/L	0.80
bis(2-Chloroethoxy) methane	ND	1.0	ug/L	0.32
bis(2-Chloroethyl)-ether	ND	1.0	ug/L	0.10
bis(2-Ethylhexyl) phthalate	ND	2.0	ug/L	0.80
4-Bromophenyl phenyl ether	ND	2.0	ug/L	0.80
Butyl benzyl phthalate	ND	1.0	ug/L	0.80
Caprolactam	ND	5.0	ug/L	0.80
Carbazole	ND	1.0	ug/L	0.28
4-Chloroaniline	ND	2.0	ug/L	0.80
4-Chloro-3-methylphenol	ND	2.0	ug/L	0.80
2-Chloronaphthalene	ND	1.0	ug/L	0.10
2-Chlorophenol	ND	1.0	ug/L	0.29
4-Chlorophenyl phenyl ether	ND	2.0	ug/L	0.30
Chrysene	ND	0.20	ug/L	0.10
Dibenz(a,h)anthracene	ND	0.20	ug/L	0.10
Dibenzofuran	ND	1.0	ug/L	0.10
3,3'-Dichlorobenzidine	ND	5.0	ug/L	0.37
2,4-Dichlorophenol	ND	2.0	ug/L	0.80
Diethyl phthalate	ND	1.0	ug/L	0.60
2,4-Dimethylphenol	ND	2.0	ug/L	0.80
Dimethyl phthalate	ND	1.0	ug/L	0.29
Di-n-butyl phthalate	ND	1.0	ug/L	0.67
4,6-Dinitro-2-methylphenol	ND	5.0	ug/L	2.4

(Continued on next page)

Conestoga-Rovers & Associates, Inc.

Client Sample ID: GW-017324-010709-JP-003

GC/MS Semivolatiles

Lot-Sample #...: A9A080202-003 **Work Order #...:** K5KKT1AC **Matrix.....:** WG

PARAMETER	RESULT	REPORTING LIMIT	UNITS	MDL
2,4-Dinitrophenol	ND	5.0	ug/L	2.4
2,4-Dinitrotoluene	ND	5.0	ug/L	0.27
2,6-Dinitrotoluene	ND	5.0	ug/L	0.80
Di-n-octyl phthalate	ND	1.0	ug/L	0.80
Fluoranthene	ND	0.20	ug/L	0.10
Fluorene	ND	0.20	ug/L	0.10
Hexachlorobenzene	ND	0.20	ug/L	0.10
Hexachlorobutadiene	ND	1.0	ug/L	0.27
Hexachlorocyclopenta-diene	ND	10	ug/L	0.80
Hexachloroethane	ND	1.0	ug/L	0.80
Indeno(1,2,3-cd)pyrene	ND	0.20	ug/L	0.10
Isophorone	ND	1.0	ug/L	0.27
2-Methylnaphthalene	ND	0.20	ug/L	0.10
2-Methylphenol	ND	1.0	ug/L	0.80
4-Methylphenol	ND	1.0	ug/L	0.80
Naphthalene	ND	0.20	ug/L	0.10
2-Nitroaniline	ND	2.0	ug/L	0.80
3-Nitroaniline	ND	2.0	ug/L	0.28
4-Nitroaniline	ND	2.0	ug/L	0.80
Nitrobenzene	ND	1.0	ug/L	0.040
2-Nitrophenol	ND	2.0	ug/L	0.28
4-Nitrophenol	ND	5.0	ug/L	2.4
N-Nitrosodi-n-propyl-amine	ND	1.0	ug/L	0.80
N-Nitrosodiphenylamine	ND	1.0	ug/L	0.31
2,2'-oxybis (1-Chloropropane)	ND	1.0	ug/L	0.40
Pentachlorophenol	ND	5.0	ug/L	2.4
Phenanthrene	ND	0.20	ug/L	0.10
Phenol	ND	1.0	ug/L	0.60
Pyrene	ND	0.20	ug/L	0.10
2,4,5-Trichloro-phenol	ND	5.0	ug/L	0.30
2,4,6-Trichloro-phenol	ND	5.0	ug/L	0.80

SURROGATE	PERCENT RECOVERY	RECOVERY LIMITS
Nitrobenzene-d5	85	(27 - 111)
2-Fluorobiphenyl	72	(28 - 110)
Terphenyl-d14	105	(37 - 119)
Phenol-d5	78	(10 - 110)
2-Fluorophenol	77	(10 - 110)
2,4,6-Tribromophenol	77	(22 - 120)

Conestoga-Rovers & Associates, Inc.

Client Sample ID: GW-017324-010709-JP-003

TOTAL Metals

Lot-Sample #...: A9A080202-003 **Matrix.....:** WG
Date Sampled...: 01/07/09 09:30 **Date Received..:** 01/08/09

PARAMETER	RESULT	REPORTING LIMIT	UNITS	METHOD	PREPARATION-ANALYSIS DATE	WORK ORDER #
Prep Batch #...: 9012015						
Arsenic	ND	10.0	ug/L	SW846 6010B	01/12-01/13/09	K5KKT1AH
		Dilution Factor: 1		MDL.....: 3.2		
Barium	**139 B**	**200**	**ug/L**	**SW846 6010B**	**01/12-01/13/09**	**K5KKT1AD**
		Dilution Factor: 1		MDL.....: 0.67		
Cadmium	ND	5.0	ug/L	SW846 6010B	01/12-01/13/09	K5KKT1AE
		Dilution Factor: 1		MDL.....: 0.66		
Lead	ND	3.0	ug/L	SW846 6010B	01/12-01/13/09	K5KKT1AJ
		Dilution Factor: 1		MDL.....: 1.9		
Chromium	ND	10.0	ug/L	SW846 6010B	01/12-01/13/09	K5KKT1AF
		Dilution Factor: 1		MDL.....: 2.2		
Selenium	ND	5.0	ug/L	SW846 6010B	01/12-01/13/09	K5KKT1AK
		Dilution Factor: 1		MDL.....: 4.1		
Silver	ND	10.0	ug/L	SW846 6010B	01/12-01/13/09	K5KKT1AG
		Dilution Factor: 1		MDL.....: 2.2		
Mercury	ND	0.20	ug/L	SW846 7470A	01/12-01/13/09	K5KKT1AL
		Dilution Factor: 1		MDL.....: 0.12		

NOTE(S):

B Estimated result. Result is less than RL.

Conestoga-Rovers & Associates, Inc.

Client Sample ID: GW-017324-010709-JP-003

DISSOLVED Metals

Lot-Sample #...: A9A080202-003 **Matrix.....:** WG
Date Sampled...: 01/07/09 09:30 **Date Received..:** 01/08/09

PARAMETER	RESULT	REPORTING LIMIT	UNITS	METHOD	PREPARATION-ANALYSIS DATE	WORK ORDER #
Prep Batch #...: 9012015						
Arsenic	ND	10.0	ug/L	SW846 6010B	01/12/09	K5KKT1AR
		Dilution Factor: 1		MDL.....: 3.2		
Barium	**144 B**	**200**	**ug/L**	**SW846 6010B**	**01/12/09**	**K5KKT1AM**
		Dilution Factor: 1		MDL.....: 0.67		
Cadmium	ND	5.0	ug/L	SW846 6010B	01/12/09	K5KKT1AN
		Dilution Factor: 1		MDL.....: 0.66		
Lead	ND	3.0	ug/L	SW846 6010B	01/12/09	K5KKT1AT
		Dilution Factor: 1		MDL.....: 1.9		
Chromium	ND	10.0	ug/L	SW846 6010B	01/12/09	K5KKT1AP
		Dilution Factor: 1		MDL.....: 2.2		
Selenium	ND	5.0	ug/L	SW846 6010B	01/12/09	K5KKT1AU
		Dilution Factor: 1		MDL.....: 4.1		
Silver	ND	10.0	ug/L	SW846 6010B	01/12/09	K5KKT1AQ
		Dilution Factor: 1		MDL.....: 2.2		
Mercury	ND	0.20	ug/L	SW846 7470A	01/12-01/13/09	K5KKT1AV
		Dilution Factor: 1		MDL.....: 0.12		

NOTE(S):

B Estimated result. Result is less than RL.

Conestoga-Rovers & Associates, Inc.

Client Sample ID: GW-017324-010709-JP-004

GC/MS Volatiles

Lot-Sample #...: A9A080202-004 **Work Order #...:** K5KKV1AA **Matrix.....:** WG
Date Sampled...: 01/07/09 11:05 **Date Received..:** 01/08/09
Prep Date.....: 01/14/09 **Analysis Date..:** 01/14/09
Prep Batch #...: 9014312
Dilution Factor: 1 **Method.....:** SW846 8260B

PARAMETER	RESULT	REPORTING LIMIT	UNITS	MDL
Acetone	**1.1 J**	**10**	**ug/L**	**1.1**
Benzene	ND	1.0	ug/L	0.13
Bromodichloromethane	ND	1.0	ug/L	0.15
Bromoform	ND	1.0	ug/L	0.64
Bromomethane	ND	1.0	ug/L	0.41
2-Butanone	ND	10	ug/L	0.57
Carbon disulfide	ND	1.0	ug/L	0.13
Carbon tetrachloride	ND	1.0	ug/L	0.13
Chlorobenzene	ND	1.0	ug/L	0.15
Chloroethane	ND	1.0	ug/L	0.29
Chloroform	ND	1.0	ug/L	0.16
Chloromethane	ND	1.0	ug/L	0.30
Cyclohexane	ND	1.0	ug/L	0.12
Dibromochloromethane	ND	1.0	ug/L	0.18
1,2-Dibromo-3-chloro-propane	ND	2.0	ug/L	0.67
1,2-Dibromoethane	ND	1.0	ug/L	0.24
1,2-Dichlorobenzene	ND	1.0	ug/L	0.13
1,3-Dichlorobenzene	ND	1.0	ug/L	0.14
1,4-Dichlorobenzene	ND	1.0	ug/L	0.13
Dichlorodifluoromethane	ND	1.0	ug/L	0.31
1,1-Dichloroethane	ND	1.0	ug/L	0.15
1,2-Dichloroethane	ND	1.0	ug/L	0.22
1,1-Dichloroethene	ND	1.0	ug/L	0.19
cis-1,2-Dichloroethene	**3.5**	**1.0**	**ug/L**	**0.17**
trans-1,2-Dichloroethene	**5.4**	**1.0**	**ug/L**	**0.19**
1,2-Dichloropropane	ND	1.0	ug/L	0.18
cis-1,3-Dichloropropene	ND	1.0	ug/L	0.14
trans-1,3-Dichloropropene	ND	1.0	ug/L	0.19
Ethylbenzene	ND	1.0	ug/L	0.17
2-Hexanone	ND	10	ug/L	0.41
Isopropylbenzene	ND	1.0	ug/L	0.13
Methyl acetate	ND	10	ug/L	0.38
Methylene chloride	ND	1.0	ug/L	0.33
Methylcyclohexane	ND	1.0	ug/L	0.13
4-Methyl-2-pentanone	ND	10	ug/L	0.32
Methyl tert-butyl ether	ND	5.0	ug/L	0.17
Styrene	ND	1.0	ug/L	0.11
1,1,2,2-Tetrachloroethane	ND	1.0	ug/L	0.18

(Continued on next page)

Conestoga-Rovers & Associates, Inc.

Client Sample ID: GW-017324-010709-JP-004

GC/MS Volatiles

Lot-Sample #...: A9A080202-004 **Work Order #...:** K5KKV1AA **Matrix.....:** WG

PARAMETER	RESULT	REPORTING LIMIT	UNITS	MDL
Tetrachloroethene	**7.8**	**1.0**	**ug/L**	**0.29**
Toluene	ND	1.0	ug/L	0.13
1,2,4-Trichloro-benzene	ND	1.0	ug/L	0.15
1,1,1-Trichloroethane	ND	1.0	ug/L	0.22
1,1,2-Trichloroethane	ND	1.0	ug/L	0.27
Trichloroethene	**2.7**	**1.0**	**ug/L**	**0.17**
Trichlorofluoromethane	**2.6**	**1.0**	**ug/L**	**0.21**
1,1,2-Trichloro-1,2,2-trifluoroethane	ND	1.0	ug/L	0.28
Vinyl chloride	ND	1.0	ug/L	0.22
Xylenes (total)	ND	2.0	ug/L	0.28

SURROGATE	PERCENT RECOVERY	RECOVERY LIMITS
Dibromofluoromethane	91	(73 - 122)
1,2-Dichloroethane-d4	90	(61 - 128)
Toluene-d8	86	(76 - 110)
4-Bromofluorobenzene	85	(74 - 116)

NOTE(S):

J Estimated result. Result is less than RL.

Conestoga-Rovers & Associates, Inc.

Client Sample ID: GW-017324-010709-JP-004

GC/MS Semivolatiles

Lot-Sample #...: A9A080202-004 **Work Order #...:** K5KKV1AC **Matrix.....:** WG
Date Sampled...: 01/07/09 11:05 **Date Received..:** 01/08/09
Prep Date.....: 01/11/09 **Analysis Date..:** 01/13/09
Prep Batch #...: 9010015
Dilution Factor: 1 **Method.....:** SW846 8270C

PARAMETER	RESULT	REPORTING LIMIT	UNITS	MDL
Acenaphthene	ND	0.20	ug/L	0.10
Acenaphthylene	ND	0.20	ug/L	0.10
Acetophenone	ND	1.0	ug/L	0.34
Anthracene	ND	0.20	ug/L	0.10
Atrazine	ND	1.0	ug/L	0.34
Benzo(a)anthracene	ND	0.20	ug/L	0.10
Benzo(a)pyrene	ND	0.20	ug/L	0.10
Benzo(b)fluoranthene	ND	0.20	ug/L	0.10
Benzo(ghi)perylene	ND	0.20	ug/L	0.10
Benzo(k)fluoranthene	ND	0.20	ug/L	0.10
Benzaldehyde	ND	1.0	ug/L	0.39
1,1'-Biphenyl	ND	1.0	ug/L	0.80
bis(2-Chloroethoxy) methane	ND	1.0	ug/L	0.32
bis(2-Chloroethyl)-ether	ND	1.0	ug/L	0.10
bis(2-Ethylhexyl) phthalate	**1.1 J**	**2.0**	**ug/L**	**0.80**
4-Bromophenyl phenyl ether	ND	2.0	ug/L	0.80
Butyl benzyl phthalate	ND	1.0	ug/L	0.80
Caprolactam	ND	5.0	ug/L	0.80
Carbazole	ND	1.0	ug/L	0.28
4-Chloroaniline	ND	2.0	ug/L	0.80
4-Chloro-3-methylphenol	ND	2.0	ug/L	0.80
2-Chloronaphthalene	ND	1.0	ug/L	0.10
2-Chlorophenol	ND	1.0	ug/L	0.29
4-Chlorophenyl phenyl ether	ND	2.0	ug/L	0.30
Chrysene	ND	0.20	ug/L	0.10
Dibenz(a,h)anthracene	ND	0.20	ug/L	0.10
Dibenzofuran	ND	1.0	ug/L	0.10
3,3'-Dichlorobenzidine	ND	5.0	ug/L	0.37
2,4-Dichlorophenol	ND	2.0	ug/L	0.80
Diethyl phthalate	ND	1.0	ug/L	0.60
2,4-Dimethylphenol	ND	2.0	ug/L	0.80
Dimethyl phthalate	ND	1.0	ug/L	0.29
Di-n-butyl phthalate	ND	1.0	ug/L	0.67
4,6-Dinitro-2-methylphenol	ND	5.0	ug/L	2.4

(Continued on next page)

Conestoga-Rovers & Associates, Inc.

Client Sample ID: GW-017324-010709-JP-004

GC/MS Semivolatiles

Lot-Sample #...: A9A080202-004 **Work Order #...:** K5KKV1AC **Matrix.....:** WG

PARAMETER	RESULT	REPORTING LIMIT	UNITS	MDL
2,4-Dinitrophenol	ND	5.0	ug/L	2.4
2,4-Dinitrotoluene	ND	5.0	ug/L	0.27
2,6-Dinitrotoluene	ND	5.0	ug/L	0.80
Di-n-octyl phthalate	ND	1.0	ug/L	0.80
Fluoranthene	ND	0.20	ug/L	0.10
Fluorene	ND	0.20	ug/L	0.10
Hexachlorobenzene	ND	0.20	ug/L	0.10
Hexachlorobutadiene	ND	1.0	ug/L	0.27
Hexachlorocyclopenta-diene	ND	10	ug/L	0.80
Hexachloroethane	ND	1.0	ug/L	0.80
Indeno(1,2,3-cd)pyrene	ND	0.20	ug/L	0.10
Isophorone	ND	1.0	ug/L	0.27
2-Methylnaphthalene	ND	0.20	ug/L	0.10
2-Methylphenol	ND	1.0	ug/L	0.80
4-Methylphenol	ND	1.0	ug/L	0.80
Naphthalene	ND	0.20	ug/L	0.10
2-Nitroaniline	ND	2.0	ug/L	0.80
3-Nitroaniline	ND	2.0	ug/L	0.28
4-Nitroaniline	ND	2.0	ug/L	0.80
Nitrobenzene	ND	1.0	ug/L	0.040
2-Nitrophenol	ND	2.0	ug/L	0.28
4-Nitrophenol	ND	5.0	ug/L	2.4
N-Nitrosodi-n-propyl-amine	ND	1.0	ug/L	0.80
N-Nitrosodiphenylamine	ND	1.0	ug/L	0.31
2,2'-oxybis (1-Chloropropane)	ND	1.0	ug/L	0.40
Pentachlorophenol	ND	5.0	ug/L	2.4
Phenanthrene	ND	0.20	ug/L	0.10
Phenol	ND	1.0	ug/L	0.60
Pyrene	ND	0.20	ug/L	0.10
2,4,5-Trichloro-phenol	ND	5.0	ug/L	0.30
2,4,6-Trichloro-phenol	ND	5.0	ug/L	0.80

SURROGATE	PERCENT RECOVERY	RECOVERY LIMITS
Nitrobenzene-d5	85	(27 - 111)
2-Fluorobiphenyl	73	(28 - 110)
Terphenyl-d14	92	(37 - 119)
Phenol-d5	81	(10 - 110)
2-Fluorophenol	77	(10 - 110)
2,4,6-Tribromophenol	85	(22 - 120)

(Continued on next page)

Conestoga-Rovers & Associates, Inc.

Client Sample ID: GW-017324-010709-JP-004

GC/MS Semivolatiles

Lot-Sample #...: A9A080202-004 **Work Order #...:** K5KKV1AC **Matrix.....:** WG

NOTE(S):

J Estimated result. Result is less than RL.

Conestoga-Rovers & Associates, Inc.

Client Sample ID: GW-017324-010709-JP-004

TOTAL Metals

Lot-Sample #...: A9A080202-004 **Matrix.....:** WG
Date Sampled...: 01/07/09 11:05 **Date Received..:** 01/08/09

PARAMETER	RESULT	REPORTING LIMIT	UNITS	METHOD	PREPARATION-ANALYSIS DATE	WORK ORDER #
Prep Batch #...: 9012015						
Arsenic	ND	10.0	ug/L	SW846 6010B	01/12/09	K5KKV1AH
		Dilution Factor: 1		MDL.....: 3.2		
Barium	**108 B**	**200**	**ug/L**	**SW846 6010B**	**01/12/09**	**K5KKV1AD**
		Dilution Factor: 1		MDL.....: 0.67		
Cadmium	ND	5.0	ug/L	SW846 6010B	01/12/09	K5KKV1AE
		Dilution Factor: 1		MDL.....: 0.66		
Lead	**9.0**	**3.0**	**ug/L**	**SW846 6010B**	**01/12/09**	**K5KKV1AJ**
		Dilution Factor: 1		MDL.....: 1.9		
Chromium	**3.6 B**	**10.0**	**ug/L**	**SW846 6010B**	**01/12/09**	**K5KKV1AF**
		Dilution Factor: 1		MDL.....: 2.2		
Selenium	ND	5.0	ug/L	SW846 6010B	01/12/09	K5KKV1AK
		Dilution Factor: 1		MDL.....: 4.1		
Silver	ND	10.0	ug/L	SW846 6010B	01/12/09	K5KKV1AG
		Dilution Factor: 1		MDL.....: 2.2		
Mercury	ND	0.20	ug/L	SW846 7470A	01/12-01/13/09	K5KKV1AL
		Dilution Factor: 1		MDL.....: 0.12		

NOTE(S):

B Estimated result. Result is less than RL.

Conestoga-Rovers & Associates, Inc.

Client Sample ID: GW-017324-010709-JP-004

DISSOLVED Metals

Lot-Sample #...: A9A080202-004 **Matrix.....:** WG
Date Sampled...: 01/07/09 11:05 **Date Received..:** 01/08/09

PARAMETER	RESULT	REPORTING LIMIT	UNITS	METHOD	PREPARATION-ANALYSIS DATE	WORK ORDER #
Prep Batch #...: 9012015						
Arsenic	ND	10.0	ug/L	SW846 6010B	01/12/09	K5KKV1AR
		Dilution Factor: 1		MDL.....: 3.2		
Barium	**106 B**	**200**	**ug/L**	**SW846 6010B**	**01/12/09**	**K5KKV1AM**
		Dilution Factor: 1		MDL.....: 0.67		
Cadmium	ND	5.0	ug/L	SW846 6010B	01/12/09	K5KKV1AN
		Dilution Factor: 1		MDL.....: 0.66		
Lead	ND	3.0	ug/L	SW846 6010B	01/12/09	K5KKV1AT
		Dilution Factor: 1		MDL.....: 1.9		
Chromium	ND	10.0	ug/L	SW846 6010B	01/12/09	K5KKV1AP
		Dilution Factor: 1		MDL.....: 2.2		
Selenium	ND	5.0	ug/L	SW846 6010B	01/12/09	K5KKV1AU
		Dilution Factor: 1		MDL.....: 4.1		
Silver	ND	10.0	ug/L	SW846 6010B	01/12/09	K5KKV1AQ
		Dilution Factor: 1		MDL.....: 2.2		
Mercury	ND	0.20	ug/L	SW846 7470A	01/12-01/13/09	K5KKV1AV
		Dilution Factor: 1		MDL.....: 0.12		

NOTE(S):

B Estimated result. Result is less than RL.

Conestoga-Rovers & Associates, Inc.

Client Sample ID: GW-017324-010709-JP-005

GC/MS Volatiles

Lot-Sample #...: A9A080202-005 **Work Order #...:** K5KKW1AA **Matrix.....:** WG
Date Sampled...: 01/07/09 14:00 **Date Received..:** 01/08/09
Prep Date.....: 01/14/09 **Analysis Date..:** 01/14/09
Prep Batch #...: 9014312
Dilution Factor: 1 **Method.....:** SW846 8260B

PARAMETER	RESULT	REPORTING LIMIT	UNITS	MDL
Acetone	**1.5 J**	**10**	**ug/L**	**1.1**
Benzene	ND	1.0	ug/L	0.13
Bromodichloromethane	ND	1.0	ug/L	0.15
Bromoform	ND	1.0	ug/L	0.64
Bromomethane	ND	1.0	ug/L	0.41
2-Butanone	ND	10	ug/L	0.57
Carbon disulfide	ND	1.0	ug/L	0.13
Carbon tetrachloride	ND	1.0	ug/L	0.13
Chlorobenzene	ND	1.0	ug/L	0.15
Chloroethane	ND	1.0	ug/L	0.29
Chloroform	ND	1.0	ug/L	0.16
Chloromethane	ND	1.0	ug/L	0.30
Cyclohexane	**0.19 J**	**1.0**	**ug/L**	**0.12**
Dibromochloromethane	ND	1.0	ug/L	0.18
1,2-Dibromo-3-chloro-propane	ND	2.0	ug/L	0.67
1,2-Dibromoethane	ND	1.0	ug/L	0.24
1,2-Dichlorobenzene	ND	1.0	ug/L	0.13
1,3-Dichlorobenzene	ND	1.0	ug/L	0.14
1,4-Dichlorobenzene	ND	1.0	ug/L	0.13
Dichlorodifluoromethane	ND	1.0	ug/L	0.31
1,1-Dichloroethane	ND	1.0	ug/L	0.15
1,2-Dichloroethane	ND	1.0	ug/L	0.22
1,1-Dichloroethene	ND	1.0	ug/L	0.19
cis-1,2-Dichloroethene	ND	1.0	ug/L	0.17
trans-1,2-Dichloroethene	ND	1.0	ug/L	0.19
1,2-Dichloropropane	ND	1.0	ug/L	0.18
cis-1,3-Dichloropropene	ND	1.0	ug/L	0.14
trans-1,3-Dichloropropene	ND	1.0	ug/L	0.19
Ethylbenzene	ND	1.0	ug/L	0.17
2-Hexanone	ND	10	ug/L	0.41
Isopropylbenzene	ND	1.0	ug/L	0.13
Methyl acetate	ND	10	ug/L	0.38
Methylene chloride	ND	1.0	ug/L	0.33
Methylcyclohexane	ND	1.0	ug/L	0.13
4-Methyl-2-pentanone	ND	10	ug/L	0.32
Methyl tert-butyl ether	ND	5.0	ug/L	0.17
Styrene	ND	1.0	ug/L	0.11
1,1,2,2-Tetrachloroethane	ND	1.0	ug/L	0.18

(Continued on next page)

Conestoga-Rovers & Associates, Inc.

Client Sample ID: GW-017324-010709-JP-005

GC/MS Volatiles

Lot-Sample #...: A9A080202-005 **Work Order #...:** K5KKW1AA **Matrix.....:** WG

PARAMETER	RESULT	REPORTING LIMIT	UNITS	MDL
Tetrachloroethene	ND	1.0	ug/L	0.29
Toluene	ND	1.0	ug/L	0.13
1,2,4-Trichloro-benzene	ND	1.0	ug/L	0.15
1,1,1-Trichloroethane	ND	1.0	ug/L	0.22
1,1,2-Trichloroethane	ND	1.0	ug/L	0.27
Trichloroethene	ND	1.0	ug/L	0.17
Trichlorofluoromethane	ND	1.0	ug/L	0.21
1,1,2-Trichloro-1,2,2-trifluoroethane	ND	1.0	ug/L	0.28
Vinyl chloride	ND	1.0	ug/L	0.22
Xylenes (total)	ND	2.0	ug/L	0.28

SURROGATE	PERCENT RECOVERY	RECOVERY LIMITS
Dibromofluoromethane	96	(73 - 122)
1,2-Dichloroethane-d4	94	(61 - 128)
Toluene-d8	92	(76 - 110)
4-Bromofluorobenzene	89	(74 - 116)

NOTE(S):

J Estimated result. Result is less than RL.

Conestoga-Rovers & Associates, Inc.

Client Sample ID: GW-017324-010709-JP-005

GC/MS Semivolatiles

Lot-Sample #...: A9A080202-005 **Work Order #...:** K5KKW1AC **Matrix.....:** WG
Date Sampled...: 01/07/09 14:00 **Date Received..:** 01/08/09
Prep Date.....: 01/08/09 **Analysis Date..:** 01/12/09
Prep Batch #...: 9008242
Dilution Factor: 1 **Method.....:** SW846 8270C

PARAMETER	RESULT	REPORTING LIMIT	UNITS	MDL
Acenaphthene	ND	0.20	ug/L	0.10
Acenaphthylene	ND	0.20	ug/L	0.10
Acetophenone	ND	1.0	ug/L	0.34
Anthracene	**0.76**	**0.20**	**ug/L**	**0.10**
Atrazine	ND	1.0	ug/L	0.34
Benzo(a)anthracene	**0.29**	**0.20**	**ug/L**	**0.10**
Benzo(a)pyrene	**1.0**	**0.20**	**ug/L**	**0.10**
Benzo(b)fluoranthene	**1.1**	**0.20**	**ug/L**	**0.10**
Benzo(ghi)perylene	**0.84**	**0.20**	**ug/L**	**0.10**
Benzo(k)fluoranthene	**0.71**	**0.20**	**ug/L**	**0.10**
Benzaldehyde	ND	1.0	ug/L	0.39
1,1'-Biphenyl	ND	1.0	ug/L	0.80
bis(2-Chloroethoxy) methane	ND	1.0	ug/L	0.32
bis(2-Chloroethyl)-ether	ND	1.0	ug/L	0.10
bis(2-Ethylhexyl) phthalate	**1.4 J,B**	**2.0**	**ug/L**	**0.80**
4-Bromophenyl phenyl ether	ND	2.0	ug/L	0.80
Butyl benzyl phthalate	ND	1.0	ug/L	0.80
Caprolactam	ND	5.0	ug/L	0.80
Carbazole	**1.1**	**1.0**	**ug/L**	**0.28**
4-Chloroaniline	ND	2.0	ug/L	0.80
4-Chloro-3-methylphenol	ND	2.0	ug/L	0.80
2-Chloronaphthalene	ND	1.0	ug/L	0.10
2-Chlorophenol	ND	1.0	ug/L	0.29
4-Chlorophenyl phenyl ether	ND	2.0	ug/L	0.30
Chrysene	**0.35**	**0.20**	**ug/L**	**0.10**
Dibenz(a,h)anthracene	ND	0.20	ug/L	0.10
Dibenzofuran	ND	1.0	ug/L	0.10
3,3'-Dichlorobenzidine	ND	5.0	ug/L	0.37
2,4-Dichlorophenol	ND	2.0	ug/L	0.80
Diethyl phthalate	ND	1.0	ug/L	0.60
2,4-Dimethylphenol	ND	2.0	ug/L	0.80
Dimethyl phthalate	ND	1.0	ug/L	0.29
Di-n-butyl phthalate	ND	1.0	ug/L	0.67
4,6-Dinitro-2-methylphenol	ND	5.0	ug/L	2.4

(Continued on next page)

Conestoga-Rovers & Associates, Inc.

Client Sample ID: GW-017324-010709-JP-005

GC/MS Semivolatiles

Lot-Sample #...: A9A080202-005 **Work Order #...:** K5KKW1AC **Matrix.....:** WG

PARAMETER	RESULT	REPORTING LIMIT	UNITS	MDL
2,4-Dinitrophenol	ND	5.0	ug/L	2.4
2,4-Dinitrotoluene	ND	5.0	ug/L	0.27
2,6-Dinitrotoluene	ND	5.0	ug/L	0.80
Di-n-octyl phthalate	ND	1.0	ug/L	0.80
Fluoranthene	**1.4**	**0.20**	**ug/L**	**0.10**
Fluorene	ND	0.20	ug/L	0.10
Hexachlorobenzene	ND	0.20	ug/L	0.10
Hexachlorobutadiene	ND	1.0	ug/L	0.27
Hexachlorocyclopenta-diene	ND	10	ug/L	0.80
Hexachloroethane	ND	1.0	ug/L	0.80
Indeno(1,2,3-cd)pyrene	**0.92**	**0.20**	**ug/L**	**0.10**
Isophorone	ND	1.0	ug/L	0.27
2-Methylnaphthalene	ND	0.20	ug/L	0.10
2-Methylphenol	ND	1.0	ug/L	0.80
4-Methylphenol	ND	1.0	ug/L	0.80
Naphthalene	ND	0.20	ug/L	0.10
2-Nitroaniline	ND	2.0	ug/L	0.80
3-Nitroaniline	ND	2.0	ug/L	0.28
4-Nitroaniline	ND	2.0	ug/L	0.80
Nitrobenzene	ND	1.0	ug/L	0.040
2-Nitrophenol	ND	2.0	ug/L	0.28
4-Nitrophenol	ND	5.0	ug/L	2.4
N-Nitrosodi-n-propyl-amine	ND	1.0	ug/L	0.80
N-Nitrosodiphenylamine	ND	1.0	ug/L	0.31
2,2'-oxybis (1-Chloropropane)	ND	1.0	ug/L	0.40
Pentachlorophenol	**11**	**5.0**	**ug/L**	**2.4**
Phenanthrene	**0.95**	**0.20**	**ug/L**	**0.10**
Phenol	ND	1.0	ug/L	0.60
Pyrene	**0.54**	**0.20**	**ug/L**	**0.10**
2,4,5-Trichloro-phenol	ND	5.0	ug/L	0.30
2,4,6-Trichloro-phenol	ND	5.0	ug/L	0.80

SURROGATE	PERCENT RECOVERY	RECOVERY LIMITS
Nitrobenzene-d5	80	(27 - 111)
2-Fluorobiphenyl	68	(28 - 110)
Terphenyl-d14	96	(37 - 119)
Phenol-d5	23	(10 - 110)
2-Fluorophenol	42	(10 - 110)
2,4,6-Tribromophenol	70	(22 - 120)

(Continued on next page)

Conestoga-Rovers & Associates, Inc.

Client Sample ID: GW-017324-010709-JP-005

GC/MS Semivolatiles

Lot-Sample #...: A9A080202-005 **Work Order #...:** K5KKW1AC **Matrix.....:** WG

NOTE(S):

J Estimated result. Result is less than RL.

B Method blank contamination. The associated method blank contains the target analyte at a reportable level.

Conestoga-Rovers & Associates, Inc.

Client Sample ID: GW-017324-010709-JP-005

TOTAL Metals

Lot-Sample #...: A9A080202-005 **Matrix.....:** WG
Date Sampled...: 01/07/09 14:00 **Date Received..:** 01/08/09

PARAMETER	RESULT	REPORTING LIMIT	UNITS	METHOD	PREPARATION-ANALYSIS DATE	WORK ORDER #
Prep Batch #...: 9012015						
Arsenic	**5.8 B**	**10.0**	**ug/L**	**SW846 6010B**	**01/12/09**	**K5KKW1AH**
		Dilution Factor: 1		MDL.....: 3.2		
Barium	**147 B**	**200**	**ug/L**	**SW846 6010B**	**01/12/09**	**K5KKW1AD**
		Dilution Factor: 1		MDL.....: 0.67		
Cadmium	ND	5.0	ug/L	SW846 6010B	01/12/09	K5KKW1AE
		Dilution Factor: 1		MDL.....: 0.66		
Lead	**56.6**	**3.0**	**ug/L**	**SW846 6010B**	**01/12/09**	**K5KKW1AJ**
		Dilution Factor: 1		MDL.....: 1.9		
Chromium	**6.5 B**	**10.0**	**ug/L**	**SW846 6010B**	**01/12/09**	**K5KKW1AF**
		Dilution Factor: 1		MDL.....: 2.2		
Selenium	ND	5.0	ug/L	SW846 6010B	01/12/09	K5KKW1AK
		Dilution Factor: 1		MDL.....: 4.1		
Silver	ND	10.0	ug/L	SW846 6010B	01/12/09	K5KKW1AG
		Dilution Factor: 1		MDL.....: 2.2		
Mercury	ND	0.20	ug/L	SW846 7470A	01/12-01/13/09	K5KKW1AL
		Dilution Factor: 1		MDL.....: 0.12		

NOTE(S):

B Estimated result. Result is less than RL.

Conestoga-Rovers & Associates, Inc.

Client Sample ID: GW-017324-010709-JP-005

DISSOLVED Metals

Lot-Sample #...: A9A080202-005 **Matrix.....:** WG
Date Sampled...: 01/07/09 14:00 **Date Received..:** 01/08/09

PARAMETER	RESULT	REPORTING LIMIT	UNITS	METHOD	PREPARATION-ANALYSIS DATE	WORK ORDER #
Prep Batch #...: 9012015						
Arsenic	**7.4 B**	**10.0**	**ug/L**	**SW846 6010B**	**01/12/09**	**K5KKW1AR**
		Dilution Factor: 1		MDL.....: 3.2		
Barium	**139 B**	**200**	**ug/L**	**SW846 6010B**	**01/12/09**	**K5KKW1AM**
		Dilution Factor: 1		MDL.....: 0.67		
Cadmium	ND	5.0	ug/L	SW846 6010B	01/12/09	K5KKW1AN
		Dilution Factor: 1		MDL.....: 0.66		
Lead	ND	3.0	ug/L	SW846 6010B	01/12/09	K5KKW1AT
		Dilution Factor: 1		MDL.....: 1.9		
Chromium	ND	10.0	ug/L	SW846 6010B	01/12/09	K5KKW1AP
		Dilution Factor: 1		MDL.....: 2.2		
Selenium	ND	5.0	ug/L	SW846 6010B	01/12/09	K5KKW1AU
		Dilution Factor: 1		MDL.....: 4.1		
Silver	ND	10.0	ug/L	SW846 6010B	01/12/09	K5KKW1AQ
		Dilution Factor: 1		MDL.....: 2.2		
Mercury	ND	0.20	ug/L	SW846 7470A	01/12-01/13/09	K5KKW1AV
		Dilution Factor: 1		MDL.....: 0.12		

NOTE(S):

B Estimated result. Result is less than RL.

Conestoga-Rovers & Associates, Inc.

Client Sample ID: GW-017324-010709-JP-006

GC/MS Volatiles

Lot-Sample #...: A9A080202-006 **Work Order #...:** K5KK11AA **Matrix.....:** WG
Date Sampled...: 01/07/09 15:55 **Date Received..:** 01/08/09
Prep Date.....: 01/14/09 **Analysis Date..:** 01/14/09
Prep Batch #...: 9014312
Dilution Factor: 1 **Method.....:** SW846 8260B

PARAMETER	RESULT	REPORTING LIMIT	UNITS	MDL
Acetone	ND	10	ug/L	1.1
Benzene	ND	1.0	ug/L	0.13
Bromodichloromethane	ND	1.0	ug/L	0.15
Bromoform	ND	1.0	ug/L	0.64
Bromomethane	ND	1.0	ug/L	0.41
2-Butanone	ND	10	ug/L	0.57
Carbon disulfide	ND	1.0	ug/L	0.13
Carbon tetrachloride	ND	1.0	ug/L	0.13
Chlorobenzene	ND	1.0	ug/L	0.15
Chloroethane	ND	1.0	ug/L	0.29
Chloroform	ND	1.0	ug/L	0.16
Chloromethane	ND	1.0	ug/L	0.30
Cyclohexane	ND	1.0	ug/L	0.12
Dibromochloromethane	ND	1.0	ug/L	0.18
1,2-Dibromo-3-chloro-propane	ND	2.0	ug/L	0.67
1,2-Dibromoethane	ND	1.0	ug/L	0.24
1,2-Dichlorobenzene	ND	1.0	ug/L	0.13
1,3-Dichlorobenzene	ND	1.0	ug/L	0.14
1,4-Dichlorobenzene	ND	1.0	ug/L	0.13
Dichlorodifluoromethane	ND	1.0	ug/L	0.31
1,1-Dichloroethane	ND	1.0	ug/L	0.15
1,2-Dichloroethane	ND	1.0	ug/L	0.22
1,1-Dichloroethene	ND	1.0	ug/L	0.19
cis-1,2-Dichloroethene	ND	1.0	ug/L	0.17
trans-1,2-Dichloroethene	ND	1.0	ug/L	0.19
1,2-Dichloropropane	ND	1.0	ug/L	0.18
cis-1,3-Dichloropropene	ND	1.0	ug/L	0.14
trans-1,3-Dichloropropene	ND	1.0	ug/L	0.19
Ethylbenzene	ND	1.0	ug/L	0.17
2-Hexanone	ND	10	ug/L	0.41
Isopropylbenzene	ND	1.0	ug/L	0.13
Methyl acetate	ND	10	ug/L	0.38
Methylene chloride	ND	1.0	ug/L	0.33
Methylcyclohexane	ND	1.0	ug/L	0.13
4-Methyl-2-pentanone	ND	10	ug/L	0.32
Methyl tert-butyl ether	ND	5.0	ug/L	0.17
Styrene	ND	1.0	ug/L	0.11
1,1,2,2-Tetrachloroethane	ND	1.0	ug/L	0.18

(Continued on next page)

Conestoga-Rovers & Associates, Inc.

Client Sample ID: GW-017324-010709-JP-006

GC/MS Volatiles

Lot-Sample #...: A9A080202-006 **Work Order #...:** K5KK11AA **Matrix.....:** WG

PARAMETER	RESULT	REPORTING LIMIT	UNITS	MDL
Tetrachloroethene	ND	1.0	ug/L	0.29
Toluene	ND	1.0	ug/L	0.13
1,2,4-Trichloro-benzene	ND	1.0	ug/L	0.15
1,1,1-Trichloroethane	ND	1.0	ug/L	0.22
1,1,2-Trichloroethane	ND	1.0	ug/L	0.27
Trichloroethene	ND	1.0	ug/L	0.17
Trichlorofluoromethane	ND	1.0	ug/L	0.21
1,1,2-Trichloro-1,2,2-trifluoroethane	ND	1.0	ug/L	0.28
Vinyl chloride	ND	1.0	ug/L	0.22
Xylenes (total)	ND	2.0	ug/L	0.28

SURROGATE	PERCENT RECOVERY	RECOVERY LIMITS
Dibromofluoromethane	91	(73 - 122)
1,2-Dichloroethane-d4	90	(61 - 128)
Toluene-d8	87	(76 - 110)
4-Bromofluorobenzene	81	(74 - 116)

Conestoga-Rovers & Associates, Inc.

Client Sample ID: GW-017324-010709-JP-006

GC/MS Semivolatiles

Lot-Sample #...: A9A080202-006 **Work Order #...:** K5KK11AC **Matrix.....:** WG
Date Sampled...: 01/07/09 15:55 **Date Received..:** 01/08/09
Prep Date.....: 01/08/09 **Analysis Date..:** 01/12/09
Prep Batch #...: 9008242
Dilution Factor: 1 **Method.....:** SW846 8270C

PARAMETER	RESULT	REPORTING LIMIT	UNITS	MDL
Acenaphthene	ND	0.20	ug/L	0.10
Acenaphthylene	ND	0.20	ug/L	0.10
Acetophenone	ND	1.0	ug/L	0.34
Anthracene	ND	0.20	ug/L	0.10
Atrazine	ND	1.0	ug/L	0.34
Benzo(a)anthracene	ND	0.20	ug/L	0.10
Benzo(a)pyrene	ND	0.20	ug/L	0.10
Benzo(b)fluoranthene	ND	0.20	ug/L	0.10
Benzo(ghi)perylene	ND	0.20	ug/L	0.10
Benzo(k)fluoranthene	ND	0.20	ug/L	0.10
Benzaldehyde	ND	1.0	ug/L	0.39
1,1'-Biphenyl	ND	1.0	ug/L	0.80
bis(2-Chloroethoxy) methane	ND	1.0	ug/L	0.32
bis(2-Chloroethyl)-ether	ND	1.0	ug/L	0.10
bis(2-Ethylhexyl) phthalate	ND	2.0	ug/L	0.80
4-Bromophenyl phenyl ether	ND	2.0	ug/L	0.80
Butyl benzyl phthalate	ND	1.0	ug/L	0.80
Caprolactam	ND	5.0	ug/L	0.80
Carbazole	ND	1.0	ug/L	0.28
4-Chloroaniline	ND	2.0	ug/L	0.80
4-Chloro-3-methylphenol	ND	2.0	ug/L	0.80
2-Chloronaphthalene	ND	1.0	ug/L	0.10
2-Chlorophenol	ND	1.0	ug/L	0.29
4-Chlorophenyl phenyl ether	ND	2.0	ug/L	0.30
Chrysene	ND	0.20	ug/L	0.10
Dibenz(a,h)anthracene	ND	0.20	ug/L	0.10
Dibenzofuran	ND	1.0	ug/L	0.10
3,3'-Dichlorobenzidine	ND	5.0	ug/L	0.37
2,4-Dichlorophenol	ND	2.0	ug/L	0.80
Diethyl phthalate	ND	1.0	ug/L	0.60
2,4-Dimethylphenol	ND	2.0	ug/L	0.80
Dimethyl phthalate	ND	1.0	ug/L	0.29
Di-n-butyl phthalate	ND	1.0	ug/L	0.67
4,6-Dinitro-2-methylphenol	ND	5.0	ug/L	2.4

(Continued on next page)

Conestoga-Rovers & Associates, Inc.

Client Sample ID: GW-017324-010709-JP-006

GC/MS Semivolatiles

Lot-Sample #...: A9A080202-006 **Work Order #...:** K5KK11AC **Matrix.....:** WG

PARAMETER	RESULT	REPORTING LIMIT	UNITS	MDL
2,4-Dinitrophenol	ND	5.0	ug/L	2.4
2,4-Dinitrotoluene	ND	5.0	ug/L	0.27
2,6-Dinitrotoluene	ND	5.0	ug/L	0.80
Di-n-octyl phthalate	ND	1.0	ug/L	0.80
Fluoranthene	ND	0.20	ug/L	0.10
Fluorene	ND	0.20	ug/L	0.10
Hexachlorobenzene	ND	0.20	ug/L	0.10
Hexachlorobutadiene	ND	1.0	ug/L	0.27
Hexachlorocyclopenta-diene	ND	10	ug/L	0.80
Hexachloroethane	ND	1.0	ug/L	0.80
Indeno(1,2,3-cd)pyrene	ND	0.20	ug/L	0.10
Isophorone	ND	1.0	ug/L	0.27
2-Methylnaphthalene	ND	0.20	ug/L	0.10
2-Methylphenol	ND	1.0	ug/L	0.80
4-Methylphenol	ND	1.0	ug/L	0.80
Naphthalene	ND	0.20	ug/L	0.10
2-Nitroaniline	ND	2.0	ug/L	0.80
3-Nitroaniline	ND	2.0	ug/L	0.28
4-Nitroaniline	ND	2.0	ug/L	0.80
Nitrobenzene	ND	1.0	ug/L	0.040
2-Nitrophenol	ND	2.0	ug/L	0.28
4-Nitrophenol	ND	5.0	ug/L	2.4
N-Nitrosodi-n-propyl-amine	ND	1.0	ug/L	0.80
N-Nitrosodiphenylamine	ND	1.0	ug/L	0.31
2,2'-oxybis (1-Chloropropane)	ND	1.0	ug/L	0.40
Pentachlorophenol	ND	5.0	ug/L	2.4
Phenanthrene	ND	0.20	ug/L	0.10
Phenol	ND	1.0	ug/L	0.60
Pyrene	ND	0.20	ug/L	0.10
2,4,5-Trichloro-phenol	ND	5.0	ug/L	0.30
2,4,6-Trichloro-phenol	ND	5.0	ug/L	0.80

SURROGATE	PERCENT RECOVERY	RECOVERY LIMITS
Nitrobenzene-d5	81	(27 - 111)
2-Fluorobiphenyl	66	(28 - 110)
Terphenyl-d14	94	(37 - 119)
Phenol-d5	20	(10 - 110)
2-Fluorophenol	34	(10 - 110)
2,4,6-Tribromophenol	58	(22 - 120)

Conestoga-Rovers & Associates, Inc.

Client Sample ID: GW-017324-010709-JP-006

TOTAL Metals

Lot-Sample #...: A9A080202-006 **Matrix.....:** WG
Date Sampled...: 01/07/09 15:55 **Date Received..:** 01/08/09

PARAMETER	RESULT	REPORTING LIMIT	UNITS	METHOD	PREPARATION-ANALYSIS DATE	WORK ORDER #
Prep Batch #...: 9012015						
Arsenic	ND	10.0	ug/L	SW846 6010B	01/12/09	K5KK11AH
		Dilution Factor: 1		MDL.....: 3.2		
Barium	**102 B**	**200**	**ug/L**	**SW846 6010B**	**01/12/09**	**K5KK11AD**
		Dilution Factor: 1		MDL.....: 0.67		
Cadmium	ND	5.0	ug/L	SW846 6010B	01/12/09	K5KK11AE
		Dilution Factor: 1		MDL.....: 0.66		
Lead	ND	3.0	ug/L	SW846 6010B	01/12/09	K5KK11AJ
		Dilution Factor: 1		MDL.....: 1.9		
Chromium	ND	10.0	ug/L	SW846 6010B	01/12/09	K5KK11AF
		Dilution Factor: 1		MDL.....: 2.2		
Selenium	ND	5.0	ug/L	SW846 6010B	01/12/09	K5KK11AK
		Dilution Factor: 1		MDL.....: 4.1		
Silver	ND	10.0	ug/L	SW846 6010B	01/12/09	K5KK11AG
		Dilution Factor: 1		MDL.....: 2.2		
Mercury	ND	0.20	ug/L	SW846 7470A	01/12-01/13/09	K5KK11AL
		Dilution Factor: 1		MDL.....: 0.12		

NOTE(S):

B Estimated result. Result is less than RL.

Conestoga-Rovers & Associates, Inc.

Client Sample ID: GW-017324-010709-JP-006

DISSOLVED Metals

Lot-Sample #...: A9A080202-006 **Matrix.....:** WG
Date Sampled...: 01/07/09 15:55 **Date Received..:** 01/08/09

PARAMETER	RESULT	REPORTING LIMIT	UNITS	METHOD	PREPARATION-ANALYSIS DATE	WORK ORDER #
Prep Batch #...: 9012015						
Arsenic	**7.1 B**	**10.0**	**ug/L**	**SW846 6010B**	**01/12/09**	**K5KK11AR**
		Dilution Factor: 1		MDL.....: 3.2		
Barium	**114 B**	**200**	**ug/L**	**SW846 6010B**	**01/12/09**	**K5KK11AM**
		Dilution Factor: 1		MDL.....: 0.67		
Cadmium	ND	5.0	ug/L	SW846 6010B	01/12/09	K5KK11AN
		Dilution Factor: 1		MDL.....: 0.66		
Lead	ND	3.0	ug/L	SW846 6010B	01/12/09	K5KK11AT
		Dilution Factor: 1		MDL.....: 1.9		
Chromium	ND	10.0	ug/L	SW846 6010B	01/12/09	K5KK11AP
		Dilution Factor: 1		MDL.....: 2.2		
Selenium	ND	5.0	ug/L	SW846 6010B	01/12/09	K5KK11AU
		Dilution Factor: 1		MDL.....: 4.1		
Silver	ND	10.0	ug/L	SW846 6010B	01/12/09	K5KK11AQ
		Dilution Factor: 1		MDL.....: 2.2		
Mercury	ND	0.20	ug/L	SW846 7470A	01/12-01/13/09	K5KK11AV
		Dilution Factor: 1		MDL.....: 0.12		

NOTE(S):

B Estimated result. Result is less than RL.

Conestoga-Rovers & Associates, Inc.

Client Sample ID: GW-017324-010709-JP-007

GC/MS Volatiles

Lot-Sample #...: A9A080202-007 **Work Order #...:** K5KK21AA **Matrix.....:** WG
Date Sampled...: 01/07/09 17:40 **Date Received..:** 01/08/09
Prep Date.....: 01/14/09 **Analysis Date..:** 01/14/09
Prep Batch #...: 9014312
Dilution Factor: 1 **Method.....:** SW846 8260B

PARAMETER	RESULT	REPORTING LIMIT	UNITS	MDL
Acetone	ND	10	ug/L	1.1
Benzene	ND	1.0	ug/L	0.13
Bromodichloromethane	ND	1.0	ug/L	0.15
Bromoform	ND	1.0	ug/L	0.64
Bromomethane	ND	1.0	ug/L	0.41
2-Butanone	ND	10	ug/L	0.57
Carbon disulfide	ND	1.0	ug/L	0.13
Carbon tetrachloride	ND	1.0	ug/L	0.13
Chlorobenzene	ND	1.0	ug/L	0.15
Chloroethane	ND	1.0	ug/L	0.29
Chloroform	ND	1.0	ug/L	0.16
Chloromethane	ND	1.0	ug/L	0.30
Cyclohexane	ND	1.0	ug/L	0.12
Dibromochloromethane	ND	1.0	ug/L	0.18
1,2-Dibromo-3-chloro-propane	ND	2.0	ug/L	0.67
1,2-Dibromoethane	ND	1.0	ug/L	0.24
1,2-Dichlorobenzene	ND	1.0	ug/L	0.13
1,3-Dichlorobenzene	ND	1.0	ug/L	0.14
1,4-Dichlorobenzene	ND	1.0	ug/L	0.13
Dichlorodifluoromethane	ND	1.0	ug/L	0.31
1,1-Dichloroethane	ND	1.0	ug/L	0.15
1,2-Dichloroethane	ND	1.0	ug/L	0.22
1,1-Dichloroethene	ND	1.0	ug/L	0.19
cis-1,2-Dichloroethene	ND	1.0	ug/L	0.17
trans-1,2-Dichloroethene	ND	1.0	ug/L	0.19
1,2-Dichloropropane	ND	1.0	ug/L	0.18
cis-1,3-Dichloropropene	ND	1.0	ug/L	0.14
trans-1,3-Dichloropropene	ND	1.0	ug/L	0.19
Ethylbenzene	ND	1.0	ug/L	0.17
2-Hexanone	ND	10	ug/L	0.41
Isopropylbenzene	ND	1.0	ug/L	0.13
Methyl acetate	ND	10	ug/L	0.38
Methylene chloride	ND	1.0	ug/L	0.33
Methylcyclohexane	ND	1.0	ug/L	0.13
4-Methyl-2-pentanone	ND	10	ug/L	0.32
Methyl tert-butyl ether	ND	5.0	ug/L	0.17
Styrene	ND	1.0	ug/L	0.11
1,1,2,2-Tetrachloroethane	ND	1.0	ug/L	0.18

(Continued on next page)

Conestoga-Rovers & Associates, Inc.

Client Sample ID: GW-017324-010709-JP-007

GC/MS Volatiles

Lot-Sample #...: A9A080202-007 **Work Order #...:** K5KK21AA **Matrix.....:** WG

PARAMETER	RESULT	REPORTING LIMIT	UNITS	MDL
Tetrachloroethene	ND	1.0	ug/L	0.29
Toluene	ND	1.0	ug/L	0.13
1,2,4-Trichloro-benzene	ND	1.0	ug/L	0.15
1,1,1-Trichloroethane	ND	1.0	ug/L	0.22
1,1,2-Trichloroethane	ND	1.0	ug/L	0.27
Trichloroethene	ND	1.0	ug/L	0.17
Trichlorofluoromethane	ND	1.0	ug/L	0.21
1,1,2-Trichloro-1,2,2-trifluoroethane	ND	1.0	ug/L	0.28
Vinyl chloride	ND	1.0	ug/L	0.22
Xylenes (total)	ND	2.0	ug/L	0.28

SURROGATE	PERCENT RECOVERY	RECOVERY LIMITS
Dibromofluoromethane	94	(73 - 122)
1,2-Dichloroethane-d4	92	(61 - 128)
Toluene-d8	87	(76 - 110)
4-Bromofluorobenzene	84	(74 - 116)

Conestoga-Rovers & Associates, Inc.

Client Sample ID: GW-017324-010709-JP-007

GC/MS Semivolatiles

Lot-Sample #...: A9A080202-007 **Work Order #...:** K5KK21AC **Matrix.....:** WG
Date Sampled...: 01/07/09 17:40 **Date Received..:** 01/08/09
Prep Date.....: 01/08/09 **Analysis Date..:** 01/12/09
Prep Batch #...: 9008242
Dilution Factor: 1 **Method.....:** SW846 8270C

PARAMETER	RESULT	REPORTING LIMIT	UNITS	MDL
Acenaphthene	ND	0.20	ug/L	0.10
Acenaphthylene	ND	0.20	ug/L	0.10
Acetophenone	ND	1.0	ug/L	0.34
Anthracene	ND	0.20	ug/L	0.10
Atrazine	ND	1.0	ug/L	0.34
Benzo(a)anthracene	ND	0.20	ug/L	0.10
Benzo(a)pyrene	ND	0.20	ug/L	0.10
Benzo(b)fluoranthene	ND	0.20	ug/L	0.10
Benzo(ghi)perylene	ND	0.20	ug/L	0.10
Benzo(k)fluoranthene	ND	0.20	ug/L	0.10
Benzaldehyde	ND	1.0	ug/L	0.39
1,1'-Biphenyl	ND	1.0	ug/L	0.80
bis(2-Chloroethoxy) methane	ND	1.0	ug/L	0.32
bis(2-Chloroethyl)-ether	ND	1.0	ug/L	0.10
bis(2-Ethylhexyl) phthalate	**1.3 J,B**	**2.0**	**ug/L**	**0.80**
4-Bromophenyl phenyl ether	ND	2.0	ug/L	0.80
Butyl benzyl phthalate	ND	1.0	ug/L	0.80
Caprolactam	ND	5.0	ug/L	0.80
Carbazole	ND	1.0	ug/L	0.28
4-Chloroaniline	ND	2.0	ug/L	0.80
4-Chloro-3-methylphenol	ND	2.0	ug/L	0.80
2-Chloronaphthalene	ND	1.0	ug/L	0.10
2-Chlorophenol	ND	1.0	ug/L	0.29
4-Chlorophenyl phenyl ether	ND	2.0	ug/L	0.30
Chrysene	ND	0.20	ug/L	0.10
Dibenz(a,h)anthracene	ND	0.20	ug/L	0.10
Dibenzofuran	ND	1.0	ug/L	0.10
3,3'-Dichlorobenzidine	ND	5.0	ug/L	0.37
2,4-Dichlorophenol	ND	2.0	ug/L	0.80
Diethyl phthalate	ND	1.0	ug/L	0.60
2,4-Dimethylphenol	ND	2.0	ug/L	0.80
Dimethyl phthalate	ND	1.0	ug/L	0.29
Di-n-butyl phthalate	ND	1.0	ug/L	0.67
4,6-Dinitro-2-methylphenol	ND	5.0	ug/L	2.4

(Continued on next page)

Conestoga-Rovers & Associates, Inc.

Client Sample ID: GW-017324-010709-JP-007

GC/MS Semivolatiles

Lot-Sample #...: A9A080202-007 **Work Order #...:** K5KK21AC **Matrix.....:** WG

PARAMETER	RESULT	REPORTING LIMIT	UNITS	MDL
2,4-Dinitrophenol	ND	5.0	ug/L	2.4
2,4-Dinitrotoluene	ND	5.0	ug/L	0.27
2,6-Dinitrotoluene	ND	5.0	ug/L	0.80
Di-n-octyl phthalate	ND	1.0	ug/L	0.80
Fluoranthene	ND	0.20	ug/L	0.10
Fluorene	ND	0.20	ug/L	0.10
Hexachlorobenzene	ND	0.20	ug/L	0.10
Hexachlorobutadiene	ND	1.0	ug/L	0.27
Hexachlorocyclopenta-diene	ND	10	ug/L	0.80
Hexachloroethane	ND	1.0	ug/L	0.80
Indeno(1,2,3-cd)pyrene	ND	0.20	ug/L	0.10
Isophorone	ND	1.0	ug/L	0.27
2-Methylnaphthalene	ND	0.20	ug/L	0.10
2-Methylphenol	ND	1.0	ug/L	0.80
4-Methylphenol	ND	1.0	ug/L	0.80
Naphthalene	ND	0.20	ug/L	0.10
2-Nitroaniline	ND	2.0	ug/L	0.80
3-Nitroaniline	ND	2.0	ug/L	0.28
4-Nitroaniline	ND	2.0	ug/L	0.80
Nitrobenzene	ND	1.0	ug/L	0.040
2-Nitrophenol	ND	2.0	ug/L	0.28
4-Nitrophenol	ND	5.0	ug/L	2.4
N-Nitrosodi-n-propyl-amine	ND	1.0	ug/L	0.80
N-Nitrosodiphenylamine	ND	1.0	ug/L	0.31
2,2'-oxybis (1-Chloropropane)	ND	1.0	ug/L	0.40
Pentachlorophenol	ND	5.0	ug/L	2.4
Phenanthrene	ND	0.20	ug/L	0.10
Phenol	ND	1.0	ug/L	0.60
Pyrene	ND	0.20	ug/L	0.10
2,4,5-Trichloro-phenol	ND	5.0	ug/L	0.30
2,4,6-Trichloro-phenol	ND	5.0	ug/L	0.80

SURROGATE	PERCENT RECOVERY	RECOVERY LIMITS
Nitrobenzene-d5	83	(27 - 111)
2-Fluorobiphenyl	66	(28 - 110)
Terphenyl-d14	82	(37 - 119)
Phenol-d5	23	(10 - 110)
2-Fluorophenol	40	(10 - 110)
2,4,6-Tribromophenol	67	(22 - 120)

(Continued on next page)

Conestoga-Rovers & Associates, Inc.

Client Sample ID: GW-017324-010709-JP-007

GC/MS Semivolatiles

Lot-Sample #...: A9A080202-007 **Work Order #...:** K5KK21AC **Matrix.....:** WG

NOTE(S):

J Estimated result. Result is less than RL.

B Method blank contamination. The associated method blank contains the target analyte at a reportable level.

Conestoga-Rovers & Associates, Inc.

Client Sample ID: GW-017324-010709-JP-007

TOTAL Metals

Lot-Sample #...: A9A080202-007 **Matrix.....:** WG
Date Sampled...: 01/07/09 17:40 **Date Received..:** 01/08/09

PARAMETER	RESULT	REPORTING LIMIT	UNITS	METHOD	PREPARATION-ANALYSIS DATE	WORK ORDER #
Prep Batch #...: 9012015						
Arsenic	ND	10.0	ug/L	SW846 6010B	01/12/09	K5KK21AH
		Dilution Factor: 1		MDL.....: 3.2		
Barium	**63.7 B**	**200**	**ug/L**	**SW846 6010B**	**01/12/09**	**K5KK21AD**
		Dilution Factor: 1		MDL.....: 0.67		
Cadmium	ND	5.0	ug/L	SW846 6010B	01/12/09	K5KK21AE
		Dilution Factor: 1		MDL.....: 0.66		
Lead	ND	3.0	ug/L	SW846 6010B	01/12/09	K5KK21AJ
		Dilution Factor: 1		MDL.....: 1.9		
Chromium	**2.2 B**	**10.0**	**ug/L**	**SW846 6010B**	**01/12/09**	**K5KK21AF**
		Dilution Factor: 1		MDL.....: 2.2		
Selenium	ND	5.0	ug/L	SW846 6010B	01/12/09	K5KK21AK
		Dilution Factor: 1		MDL.....: 4.1		
Silver	ND	10.0	ug/L	SW846 6010B	01/12/09	K5KK21AG
		Dilution Factor: 1		MDL.....: 2.2		
Mercury	ND	0.20	ug/L	SW846 7470A	01/12-01/13/09	K5KK21AL
		Dilution Factor: 1		MDL.....: 0.12		

NOTE(S):

B Estimated result. Result is less than RL.

Conestoga-Rovers & Associates, Inc.

Client Sample ID: GW-017324-010709-JP-007

DISSOLVED Metals

Lot-Sample #...: A9A080202-007 **Matrix.....:** WG
Date Sampled...: 01/07/09 17:40 **Date Received..:** 01/08/09

PARAMETER	RESULT	REPORTING LIMIT	UNITS	METHOD	PREPARATION-ANALYSIS DATE	WORK ORDER #
Prep Batch #...: 9012015						
Arsenic	ND	10.0	ug/L	SW846 6010B	01/12/09	K5KK21AR
		Dilution Factor: 1		MDL.....: 3.2		
Barium	**59.6 B**	**200**	**ug/L**	**SW846 6010B**	**01/12/09**	**K5KK21AM**
		Dilution Factor: 1		MDL.....: 0.67		
Cadmium	ND	5.0	ug/L	SW846 6010B	01/12/09	K5KK21AN
		Dilution Factor: 1		MDL.....: 0.66		
Lead	ND	3.0	ug/L	SW846 6010B	01/12/09	K5KK21AT
		Dilution Factor: 1		MDL.....: 1.9		
Chromium	ND	10.0	ug/L	SW846 6010B	01/12/09	K5KK21AP
		Dilution Factor: 1		MDL.....: 2.2		
Selenium	ND	5.0	ug/L	SW846 6010B	01/12/09	K5KK21AU
		Dilution Factor: 1		MDL.....: 4.1		
Silver	ND	10.0	ug/L	SW846 6010B	01/12/09	K5KK21AQ
		Dilution Factor: 1		MDL.....: 2.2		
Mercury	ND	0.20	ug/L	SW846 7470A	01/12-01/13/09	K5KK21AV
		Dilution Factor: 1		MDL.....: 0.12		

NOTE(S):

B Estimated result. Result is less than RL.

Conestoga-Rovers & Associates, Inc.

Client Sample ID: TB-017324-010709-JP-001

GC/MS Volatiles

Lot-Sample #...: A9A080202-008 **Work Order #...:** K5KK31AA **Matrix.....:** WQ
Date Sampled...: 01/07/09 16:25 **Date Received..:** 01/08/09
Prep Date.....: 01/14/09 **Analysis Date..:** 01/14/09
Prep Batch #...: 9014312
Dilution Factor: 1 **Method.....:** SW846 8260B

PARAMETER	RESULT	REPORTING LIMIT	UNITS	MDL
Acetone	ND	10	ug/L	1.1
Benzene	ND	1.0	ug/L	0.13
Bromodichloromethane	ND	1.0	ug/L	0.15
Bromoform	ND	1.0	ug/L	0.64
Bromomethane	ND	1.0	ug/L	0.41
2-Butanone	ND	10	ug/L	0.57
Carbon disulfide	ND	1.0	ug/L	0.13
Carbon tetrachloride	ND	1.0	ug/L	0.13
Chlorobenzene	ND	1.0	ug/L	0.15
Chloroethane	ND	1.0	ug/L	0.29
Chloroform	ND	1.0	ug/L	0.16
Chloromethane	ND	1.0	ug/L	0.30
Cyclohexane	ND	1.0	ug/L	0.12
Dibromochloromethane	ND	1.0	ug/L	0.18
1,2-Dibromo-3-chloro-propane	ND	2.0	ug/L	0.67
1,2-Dibromoethane	ND	1.0	ug/L	0.24
1,2-Dichlorobenzene	ND	1.0	ug/L	0.13
1,3-Dichlorobenzene	ND	1.0	ug/L	0.14
1,4-Dichlorobenzene	ND	1.0	ug/L	0.13
Dichlorodifluoromethane	ND	1.0	ug/L	0.31
1,1-Dichloroethane	ND	1.0	ug/L	0.15
1,2-Dichloroethane	ND	1.0	ug/L	0.22
1,1-Dichloroethene	ND	1.0	ug/L	0.19
cis-1,2-Dichloroethene	ND	1.0	ug/L	0.17
trans-1,2-Dichloroethene	ND	1.0	ug/L	0.19
1,2-Dichloropropane	ND	1.0	ug/L	0.18
cis-1,3-Dichloropropene	ND	1.0	ug/L	0.14
trans-1,3-Dichloropropene	ND	1.0	ug/L	0.19
Ethylbenzene	ND	1.0	ug/L	0.17
2-Hexanone	ND	10	ug/L	0.41
Isopropylbenzene	ND	1.0	ug/L	0.13
Methyl acetate	ND	10	ug/L	0.38
Methylene chloride	ND	1.0	ug/L	0.33
Methylcyclohexane	ND	1.0	ug/L	0.13
4-Methyl-2-pentanone	ND	10	ug/L	0.32
Methyl tert-butyl ether	ND	5.0	ug/L	0.17
Styrene	ND	1.0	ug/L	0.11
1,1,2,2-Tetrachloroethane	ND	1.0	ug/L	0.18

(Continued on next page)

Conestoga-Rovers & Associates, Inc.

Client Sample ID: TB-017324-010709-JP-001

GC/MS Volatiles

Lot-Sample #...: A9A080202-008 **Work Order #...:** K5KK31AA **Matrix.....:** WQ

PARAMETER	RESULT	REPORTING LIMIT	UNITS	MDL
Tetrachloroethene	ND	1.0	ug/L	0.29
Toluene	ND	1.0	ug/L	0.13
1,2,4-Trichloro-benzene	ND	1.0	ug/L	0.15
1,1,1-Trichloroethane	ND	1.0	ug/L	0.22
1,1,2-Trichloroethane	ND	1.0	ug/L	0.27
Trichloroethene	ND	1.0	ug/L	0.17
Trichlorofluoromethane	ND	1.0	ug/L	0.21
1,1,2-Trichloro-1,2,2-trifluoroethane	ND	1.0	ug/L	0.28
Vinyl chloride	ND	1.0	ug/L	0.22
Xylenes (total)	ND	2.0	ug/L	0.28

SURROGATE	PERCENT RECOVERY	RECOVERY LIMITS
Dibromofluoromethane	98	(73 - 122)
1,2-Dichloroethane-d4	95	(61 - 128)
Toluene-d8	90	(76 - 110)
4-Bromofluorobenzene	87	(74 - 116)

TestAmerica
THE LEADER IN ENVIRONMENTAL TESTING

QUALITY CONTROL SECTION

METHOD BLANK REPORT

GC/MS Volatiles

Client Lot #...: 9A08202 **Work Order #...:** K5R6X1AA **Matrix.....:** WATER
MB Lot-Sample #: A9A140000-312

Prep Date.....: 01/14/09
Analysis Date..: 01/14/09 **Prep Batch #...:** 9014312
Dilution Factor: 1

PARAMETER	RESULT	REPORTING LIMIT	UNITS	METHOD
Acetone	ND	10	ug/L	SW846 8260B
Benzene	ND	1.0	ug/L	SW846 8260B
Bromodichloromethane	ND	1.0	ug/L	SW846 8260B
Bromoform	ND	1.0	ug/L	SW846 8260B
Bromomethane	ND	1.0	ug/L	SW846 8260B
2-Butanone	ND	10	ug/L	SW846 8260B
Carbon disulfide	ND	1.0	ug/L	SW846 8260B
Carbon tetrachloride	ND	1.0	ug/L	SW846 8260B
Chlorobenzene	ND	1.0	ug/L	SW846 8260B
Chloroethane	ND	1.0	ug/L	SW846 8260B
Chloroform	ND	1.0	ug/L	SW846 8260B
Chloromethane	ND	1.0	ug/L	SW846 8260B
Cyclohexane	ND	1.0	ug/L	SW846 8260B
Dibromochloromethane	ND	1.0	ug/L	SW846 8260B
1,2-Dibromo-3-chloro-propane	ND	2.0	ug/L	SW846 8260B
1,2-Dibromoethane	ND	1.0	ug/L	SW846 8260B
1,2-Dichlorobenzene	ND	1.0	ug/L	SW846 8260B
1,3-Dichlorobenzene	ND	1.0	ug/L	SW846 8260B
1,4-Dichlorobenzene	ND	1.0	ug/L	SW846 8260B
Dichlorodifluoromethane	ND	1.0	ug/L	SW846 8260B
1,1-Dichloroethane	ND	1.0	ug/L	SW846 8260B
1,2-Dichloroethane	ND	1.0	ug/L	SW846 8260B
1,1-Dichloroethene	ND	1.0	ug/L	SW846 8260B
cis-1,2-Dichloroethene	ND	1.0	ug/L	SW846 8260B
trans-1,2-Dichloroethene	ND	1.0	ug/L	SW846 8260B
1,2-Dichloropropane	ND	1.0	ug/L	SW846 8260B
cis-1,3-Dichloropropene	ND	1.0	ug/L	SW846 8260B
trans-1,3-Dichloropropene	ND	1.0	ug/L	SW846 8260B
Ethylbenzene	ND	1.0	ug/L	SW846 8260B
2-Hexanone	ND	10	ug/L	SW846 8260B
Isopropylbenzene	ND	1.0	ug/L	SW846 8260B
Methyl acetate	ND	10	ug/L	SW846 8260B
Methylene chloride	ND	1.0	ug/L	SW846 8260B
Methylcyclohexane	ND	1.0	ug/L	SW846 8260B
4-Methyl-2-pentanone	ND	10	ug/L	SW846 8260B
Methyl tert-butyl ether	ND	5.0	ug/L	SW846 8260B
Styrene	ND	1.0	ug/L	SW846 8260B
1,1,2,2-Tetrachloroethane	ND	1.0	ug/L	SW846 8260B
Tetrachloroethene	ND	1.0	ug/L	SW846 8260B
Toluene	ND	1.0	ug/L	SW846 8260B

(Continued on next page)

METHOD BLANK REPORT

GC/MS Volatiles

Client Lot #...: 9A08202 **Work Order #...:** K5R6X1AA **Matrix.....:** WATER

PARAMETER	RESULT	REPORTING LIMIT	UNITS	METHOD
1,2,4-Trichloro-benzene	ND	1.0	ug/L	SW846 8260B
1,1,1-Trichloroethane	ND	1.0	ug/L	SW846 8260B
1,1,2-Trichloroethane	ND	1.0	ug/L	SW846 8260B
Trichloroethene	ND	1.0	ug/L	SW846 8260B
Trichlorofluoromethane	ND	1.0	ug/L	SW846 8260B
1,1,2-Trichloro-1,2,2-trifluoroethane	ND	1.0	ug/L	SW846 8260B
Vinyl chloride	ND	1.0	ug/L	SW846 8260B
Xylenes (total)	ND	2.0	ug/L	SW846 8260B

SURROGATE	PERCENT RECOVERY	RECOVERY LIMITS
Dibromofluoromethane	93	(73 - 122)
1,2-Dichloroethane-d4	91	(61 - 128)
Toluene-d8	89	(76 - 110)
4-Bromofluorobenzene	92	(74 - 116)

NOTE(S):

Calculations are performed before rounding to avoid round-off errors in calculated results.

METHOD BLANK REPORT

GC/MS Semivolatiles

Client Lot #...: 9A08202 **Work Order #...:** K5KQC1AA **Matrix.....:** WATER
MB Lot-Sample #: A9A080000-242

Prep Date.....: 01/08/09
Analysis Date..: 01/09/09 **Prep Batch #...:** 9008242
Dilution Factor: 1

PARAMETER	RESULT	REPORTING LIMIT	UNITS	METHOD
Acenaphthene	ND	0.20	ug/L	SW846 8270C
Acenaphthylene	ND	0.20	ug/L	SW846 8270C
Acetophenone	ND	1.0	ug/L	SW846 8270C
Anthracene	ND	0.20	ug/L	SW846 8270C
Atrazine	ND	1.0	ug/L	SW846 8270C
Benzo(a)anthracene	ND	0.20	ug/L	SW846 8270C
Benzo(a)pyrene	ND	0.20	ug/L	SW846 8270C
Benzo(b)fluoranthene	ND	0.20	ug/L	SW846 8270C
Benzo(ghi)perylene	ND	0.20	ug/L	SW846 8270C
Benzo(k)fluoranthene	ND	0.20	ug/L	SW846 8270C
Benzaldehyde	ND	1.0	ug/L	SW846 8270C
1,1'-Biphenyl	ND	1.0	ug/L	SW846 8270C
bis(2-Chloroethoxy) methane	ND	1.0	ug/L	SW846 8270C
bis(2-Chloroethyl)-ether	ND	1.0	ug/L	SW846 8270C
bis(2-Ethylhexyl) phthalate	**1.3 J**	**2.0**	**ug/L**	**SW846 8270C**
4-Bromophenyl phenyl ether	ND	2.0	ug/L	SW846 8270C
Butyl benzyl phthalate	ND	1.0	ug/L	SW846 8270C
Caprolactam	ND	5.0	ug/L	SW846 8270C
Carbazole	ND	1.0	ug/L	SW846 8270C
4-Chloroaniline	ND	2.0	ug/L	SW846 8270C
4-Chloro-3-methylphenol	ND	2.0	ug/L	SW846 8270C
2-Chloronaphthalene	ND	1.0	ug/L	SW846 8270C
2-Chlorophenol	ND	1.0	ug/L	SW846 8270C
4-Chlorophenyl phenyl ether	ND	2.0	ug/L	SW846 8270C
Chrysene	ND	0.20	ug/L	SW846 8270C
Dibenz(a,h)anthracene	ND	0.20	ug/L	SW846 8270C
Dibenzofuran	ND	1.0	ug/L	SW846 8270C
3,3'-Dichlorobenzidine	ND	5.0	ug/L	SW846 8270C
2,4-Dichlorophenol	ND	2.0	ug/L	SW846 8270C
Diethyl phthalate	ND	1.0	ug/L	SW846 8270C
2,4-Dimethylphenol	ND	2.0	ug/L	SW846 8270C
Dimethyl phthalate	ND	1.0	ug/L	SW846 8270C
Di-n-butyl phthalate	ND	1.0	ug/L	SW846 8270C
4,6-Dinitro-2-methylphenol	ND	5.0	ug/L	SW846 8270C
2,4-Dinitrophenol	ND	5.0	ug/L	SW846 8270C

(Continued on next page)

METHOD BLANK REPORT

GC/MS Semivolatiles

Client Lot #...: 9A08202 **Work Order #...:** K5KQC1AA **Matrix.....:** WATER

PARAMETER	RESULT	REPORTING LIMIT	UNITS	METHOD
2,4-Dinitrotoluene	ND	5.0	ug/L	SW846 8270C
2,6-Dinitrotoluene	ND	5.0	ug/L	SW846 8270C
Di-n-octyl phthalate	ND	1.0	ug/L	SW846 8270C
Fluoranthene	ND	0.20	ug/L	SW846 8270C
Fluorene	ND	0.20	ug/L	SW846 8270C
Hexachlorobenzene	ND	0.20	ug/L	SW846 8270C
Hexachlorobutadiene	ND	1.0	ug/L	SW846 8270C
Hexachlorocyclopenta-diene	ND	10	ug/L	SW846 8270C
Hexachloroethane	ND	1.0	ug/L	SW846 8270C
Indeno(1,2,3-cd)pyrene	ND	0.20	ug/L	SW846 8270C
Isophorone	ND	1.0	ug/L	SW846 8270C
2-Methylnaphthalene	ND	0.20	ug/L	SW846 8270C
2-Methylphenol	ND	1.0	ug/L	SW846 8270C
4-Methylphenol	ND	1.0	ug/L	SW846 8270C
Naphthalene	ND	0.20	ug/L	SW846 8270C
2-Nitroaniline	ND	2.0	ug/L	SW846 8270C
3-Nitroaniline	ND	2.0	ug/L	SW846 8270C
4-Nitroaniline	ND	2.0	ug/L	SW846 8270C
Nitrobenzene	ND	1.0	ug/L	SW846 8270C
2-Nitrophenol	ND	2.0	ug/L	SW846 8270C
4-Nitrophenol	ND	5.0	ug/L	SW846 8270C
N-Nitrosodi-n-propyl-amine	ND	1.0	ug/L	SW846 8270C
N-Nitrosodiphenylamine	ND	1.0	ug/L	SW846 8270C
2,2'-oxybis (1-Chloropropane)	ND	1.0	ug/L	SW846 8270C
Pentachlorophenol	ND	5.0	ug/L	SW846 8270C
Phenanthrene	ND	0.20	ug/L	SW846 8270C
Phenol	ND	1.0	ug/L	SW846 8270C
Pyrene	ND	0.20	ug/L	SW846 8270C
2,4,5-Trichloro-phenol	ND	5.0	ug/L	SW846 8270C
2,4,6-Trichloro-phenol	ND	5.0	ug/L	SW846 8270C

SURROGATE	PERCENT RECOVERY	RECOVERY LIMITS
Nitrobenzene-d5	81	(27 - 111)
2-Fluorobiphenyl	72	(28 - 110)
Terphenyl-d14	92	(37 - 119)
Phenol-d5	38	(10 - 110)
2-Fluorophenol	57	(10 - 110)
2,4,6-Tribromophenol	68	(22 - 120)

(Continued on next page)

METHOD BLANK REPORT

GC/MS Semivolatiles

Client Lot #...: 9A08202 **Work Order #...:** K5KQC1AA **Matrix.....:** WATER

NOTE(S):

Calculations are performed before rounding to avoid round-off errors in calculated results.

J Estimated result. Result is less than RL.

METHOD BLANK REPORT

GC/MS Semivolatiles

Client Lot #...: 9A08202 **Work Order #...:** K5MVA1AA **Matrix.....:** WATER
MB Lot-Sample #: A9A100000-015

Prep Date.....: 01/11/09
Analysis Date..: 01/13/09 **Prep Batch #...:** 9010015
Dilution Factor: 1

PARAMETER	RESULT	REPORTING LIMIT	UNITS	METHOD
Acenaphthene	ND	0.20	ug/L	SW846 8270C
Acenaphthylene	ND	0.20	ug/L	SW846 8270C
Acetophenone	ND	1.0	ug/L	SW846 8270C
Anthracene	ND	0.20	ug/L	SW846 8270C
Atrazine	ND	1.0	ug/L	SW846 8270C
Benzo(a)anthracene	ND	0.20	ug/L	SW846 8270C
Benzo(a)pyrene	ND	0.20	ug/L	SW846 8270C
Benzo(b)fluoranthene	ND	0.20	ug/L	SW846 8270C
Benzo(ghi)perylene	ND	0.20	ug/L	SW846 8270C
Benzo(k)fluoranthene	ND	0.20	ug/L	SW846 8270C
Benzaldehyde	ND	1.0	ug/L	SW846 8270C
1,1'-Biphenyl	ND	1.0	ug/L	SW846 8270C
bis(2-Chloroethoxy) methane	ND	1.0	ug/L	SW846 8270C
bis(2-Chloroethyl)-ether	ND	1.0	ug/L	SW846 8270C
bis(2-Ethylhexyl) phthalate	ND	2.0	ug/L	SW846 8270C
4-Bromophenyl phenyl ether	ND	2.0	ug/L	SW846 8270C
Butyl benzyl phthalate	ND	1.0	ug/L	SW846 8270C
Caprolactam	ND	5.0	ug/L	SW846 8270C
Carbazole	ND	1.0	ug/L	SW846 8270C
4-Chloroaniline	ND	2.0	ug/L	SW846 8270C
4-Chloro-3-methylphenol	ND	2.0	ug/L	SW846 8270C
2-Chloronaphthalene	ND	1.0	ug/L	SW846 8270C
2-Chlorophenol	ND	1.0	ug/L	SW846 8270C
4-Chlorophenyl phenyl ether	ND	2.0	ug/L	SW846 8270C
Chrysene	ND	0.20	ug/L	SW846 8270C
Dibenz(a,h)anthracene	ND	0.20	ug/L	SW846 8270C
Dibenzofuran	ND	1.0	ug/L	SW846 8270C
3,3'-Dichlorobenzidine	ND	5.0	ug/L	SW846 8270C
2,4-Dichlorophenol	ND	2.0	ug/L	SW846 8270C
Diethyl phthalate	ND	1.0	ug/L	SW846 8270C
2,4-Dimethylphenol	ND	2.0	ug/L	SW846 8270C
Dimethyl phthalate	ND	1.0	ug/L	SW846 8270C
Di-n-butyl phthalate	ND	1.0	ug/L	SW846 8270C
4,6-Dinitro-2-methylphenol	ND	5.0	ug/L	SW846 8270C
2,4-Dinitrophenol	ND	5.0	ug/L	SW846 8270C

(Continued on next page)

METHOD BLANK REPORT

GC/MS Semivolatiles

Client Lot #...: 9A08202 **Work Order #...:** K5MVA1AA **Matrix.....:** WATER

PARAMETER	RESULT	REPORTING LIMIT	UNITS	METHOD
2,4-Dinitrotoluene	ND	5.0	ug/L	SW846 8270C
2,6-Dinitrotoluene	ND	5.0	ug/L	SW846 8270C
Di-n-octyl phthalate	ND	1.0	ug/L	SW846 8270C
Fluoranthene	ND	0.20	ug/L	SW846 8270C
Fluorene	ND	0.20	ug/L	SW846 8270C
Hexachlorobenzene	ND	0.20	ug/L	SW846 8270C
Hexachlorobutadiene	ND	1.0	ug/L	SW846 8270C
Hexachlorocyclopenta-diene	ND	10	ug/L	SW846 8270C
Hexachloroethane	ND	1.0	ug/L	SW846 8270C
Indeno(1,2,3-cd)pyrene	ND	0.20	ug/L	SW846 8270C
Isophorone	ND	1.0	ug/L	SW846 8270C
2-Methylnaphthalene	ND	0.20	ug/L	SW846 8270C
2-Methylphenol	ND	1.0	ug/L	SW846 8270C
4-Methylphenol	ND	1.0	ug/L	SW846 8270C
Naphthalene	ND	0.20	ug/L	SW846 8270C
2-Nitroaniline	ND	2.0	ug/L	SW846 8270C
3-Nitroaniline	ND	2.0	ug/L	SW846 8270C
4-Nitroaniline	ND	2.0	ug/L	SW846 8270C
Nitrobenzene	ND	1.0	ug/L	SW846 8270C
2-Nitrophenol	ND	2.0	ug/L	SW846 8270C
4-Nitrophenol	ND	5.0	ug/L	SW846 8270C
N-Nitrosodi-n-propyl-amine	ND	1.0	ug/L	SW846 8270C
N-Nitrosodiphenylamine	ND	1.0	ug/L	SW846 8270C
2,2'-oxybis (1-Chloropropane)	ND	1.0	ug/L	SW846 8270C
Pentachlorophenol	ND	5.0	ug/L	SW846 8270C
Phenanthrene	ND	0.20	ug/L	SW846 8270C
Phenol	ND	1.0	ug/L	SW846 8270C
Pyrene	ND	0.20	ug/L	SW846 8270C
2,4,5-Trichloro-phenol	ND	5.0	ug/L	SW846 8270C
2,4,6-Trichloro-phenol	ND	5.0	ug/L	SW846 8270C

SURROGATE	PERCENT RECOVERY	RECOVERY LIMITS
Nitrobenzene-d5	91	(27 - 111)
2-Fluorobiphenyl	85	(28 - 110)
Terphenyl-d14	115	(37 - 119)
Phenol-d5	83	(10 - 110)
2-Fluorophenol	82	(10 - 110)
2,4,6-Tribromophenol	77	(22 - 120)

(Continued on next page)

METHOD BLANK REPORT

GC/MS Semivolatiles

Client Lot #...: 9A08202 **Work Order #...:** K5MVA1AA **Matrix.....:** WATER

NOTE(S):

Calculations are performed before rounding to avoid round-off errors in calculated results.

METHOD BLANK REPORT

TOTAL Metals

Client Lot #...: 9A08202 **Matrix.....:** WATER

PARAMETER	RESULT	REPORTING LIMIT	UNITS	METHOD	PREPARATION-ANALYSIS DATE	WORK ORDER #
MB Lot-Sample #: A9A120000-015 **Prep Batch #...:** 9012015						
Arsenic	ND	10.0	ug/L	SW846 6010B	01/12/09	K5NEF1AA
		Dilution Factor: 1				
Barium	ND	200	ug/L	SW846 6010B	01/12/09	K5NEF1AG
		Dilution Factor: 1				
Cadmium	ND	5.0	ug/L	SW846 6010B	01/12/09	K5NEF1AJ
		Dilution Factor: 1				
Lead	ND	3.0	ug/L	SW846 6010B	01/12/09	K5NEF1AC
		Dilution Factor: 1				
Chromium	ND	10.0	ug/L	SW846 6010B	01/12/09	K5NEF1AK
		Dilution Factor: 1				
Selenium	ND	5.0	ug/L	SW846 6010B	01/12/09	K5NEF1AD
		Dilution Factor: 1				
Silver	ND	10.0	ug/L	SW846 6010B	01/12/09	K5NEF1AP
		Dilution Factor: 1				
Mercury	ND	0.20	ug/L	SW846 7470A	01/12-01/13/09	K5NEF1AU
		Dilution Factor: 1				

NOTE(S):

Calculations are performed before rounding to avoid round-off errors in calculated results.

METHOD BLANK REPORT

DISSOLVED Metals

Client Lot #...: 9A08202 **Matrix.....:** WATER

PARAMETER	RESULT	REPORTING LIMIT	UNITS	METHOD	PREPARATION-ANALYSIS DATE	WORK ORDER #
MB Lot-Sample #: A9A120000-015 **Prep Batch #...:** 9012015						
Arsenic	ND	10.0	ug/L	SW846 6010B	01/12/09	K5NEF1CK
		Dilution Factor: 1				
Barium	ND	200	ug/L	SW846 6010B	01/12/09	K5NEF1CF
		Dilution Factor: 1				
Cadmium	ND	5.0	ug/L	SW846 6010B	01/12/09	K5NEF1CG
		Dilution Factor: 1				
Lead	ND	3.0	ug/L	SW846 6010B	01/12/09	K5NEF1CL
		Dilution Factor: 1				
Chromium	ND	10.0	ug/L	SW846 6010B	01/12/09	K5NEF1CH
		Dilution Factor: 1				
Selenium	ND	5.0	ug/L	SW846 6010B	01/12/09	K5NEF1CM
		Dilution Factor: 1				
Silver	ND	10.0	ug/L	SW846 6010B	01/12/09	K5NEF1CJ
		Dilution Factor: 1				
Mercury	ND	0.20	ug/L	SW846 7470A	01/12-01/13/09	K5NEF1CN
		Dilution Factor: 1				

NOTE(S):

Calculations are performed before rounding to avoid round-off errors in calculated results.

LABORATORY CONTROL SAMPLE EVALUATION REPORT

GC/MS Volatiles

Client Lot #...: 9A08202 **Work Order #...:** K5R6X1AC-LCS **Matrix.....:** WATER
LCS Lot-Sample#: A9A140000-312 K5R6X1AD-LCSD
Prep Date.....: 01/14/09 **Analysis Date..:** 01/14/09
Prep Batch #...: 9014312
Dilution Factor: 1

PARAMETER	PERCENT RECOVERY	RECOVERY LIMITS	RPD	RPD LIMITS	METHOD
Benzene	**91**	**(80 - 116)**			**SW846 8260B**
	101	**(80 - 116)**	**11**	**(0-20)**	**SW846 8260B**
Chlorobenzene	**97**	**(76 - 117)**			**SW846 8260B**
	108	**(76 - 117)**	**11**	**(0-20)**	**SW846 8260B**
1,1-Dichloroethene	**92**	**(63 - 130)**			**SW846 8260B**
	103	**(63 - 130)**	**11**	**(0-20)**	**SW846 8260B**
Toluene	**97**	**(74 - 119)**			**SW846 8260B**
	102	**(74 - 119)**	**4.9**	**(0-20)**	**SW846 8260B**
Trichloroethene	**92**	**(75 - 122)**			**SW846 8260B**
	103	**(75 - 122)**	**11**	**(0-20)**	**SW846 8260B**

SURROGATE	PERCENT RECOVERY	RECOVERY LIMITS
Dibromofluoromethane	88	(73 - 122)
	93	(73 - 122)
1,2-Dichloroethane-d4	87	(61 - 128)
	90	(61 - 128)
Toluene-d8	94	(76 - 110)
	90	(76 - 110)
4-Bromofluorobenzene	105	(74 - 116)
	105	(74 - 116)

NOTE(S):

Calculations are performed before rounding to avoid round-off errors in calculated results.

Bold print denotes control parameters

LABORATORY CONTROL SAMPLE EVALUATION REPORT

GC/MS Semivolatiles

Client Lot #...: 9A08202 **Work Order #...:** K5KQC1AC-LCS **Matrix.....:** WATER
LCS Lot-Sample#: A9A080000-242 K5KQC1AD-LCSD
Prep Date.....: 01/08/09 **Analysis Date..:** 01/09/09
Prep Batch #...: 9008242
Dilution Factor: 1

PARAMETER	PERCENT RECOVERY	RECOVERY LIMITS	RPD	RPD LIMITS	METHOD
Acenaphthene	**74**	**(40 - 110)**			**SW846 8270C**
	78	**(40 - 110)**	**5.9**	**(0-30)**	**SW846 8270C**
1,2,4-Trichloro-benzene	**64**	**(25 - 110)**			**SW846 8270C**
	65	**(25 - 110)**	**1.8**	**(0-30)**	**SW846 8270C**
1,4-Dichlorobenzene	**75**	**(19 - 110)**			**SW846 8270C**
	69	**(19 - 110)**	**8.6**	**(0-30)**	**SW846 8270C**
4-Chloro-3-methylphenol	**70**	**(39 - 110)**			**SW846 8270C**
	74	**(39 - 110)**	**5.0**	**(0-30)**	**SW846 8270C**
2-Chlorophenol	**71**	**(27 - 110)**			**SW846 8270C**
	72	**(27 - 110)**	**0.44**	**(0-30)**	**SW846 8270C**
2,4-Dinitrotoluene	**85**	**(52 - 123)**			**SW846 8270C**
	88	**(52 - 123)**	**4.3**	**(0-30)**	**SW846 8270C**
4-Nitrophenol	**48**	**(12 - 130)**			**SW846 8270C**
	51	**(12 - 130)**	**7.0**	**(0-30)**	**SW846 8270C**
N-Nitrosodi-n-propyl-amine	**80**	**(37 - 121)**			**SW846 8270C**
	83	**(37 - 121)**	**3.1**	**(0-30)**	**SW846 8270C**
Pentachlorophenol	**74**	**(26 - 110)**			**SW846 8270C**
	73	**(26 - 110)**	**0.73**	**(0-30)**	**SW846 8270C**
Phenol	**42**	**(14 - 112)**			**SW846 8270C**
	42	**(14 - 112)**	**1.0**	**(0-30)**	**SW846 8270C**
Pyrene	**87**	**(55 - 120)**			**SW846 8270C**
	87	**(55 - 120)**	**0.38**	**(0-30)**	**SW846 8270C**

SURROGATE	PERCENT RECOVERY	RECOVERY LIMITS
Nitrobenzene-d5	90	(27 - 111)
	95	(27 - 111)
2-Fluorobiphenyl	78	(28 - 110)
	84	(28 - 110)
Terphenyl-d14	101	(37 - 119)
	104	(37 - 119)
Phenol-d5	42	(10 - 110)
	42	(10 - 110)
2-Fluorophenol	62	(10 - 110)
	66	(10 - 110)
2,4,6-Tribromophenol	76	(22 - 120)

(Continued on next page)

LABORATORY CONTROL SAMPLE EVALUATION REPORT

GC/MS Semivolatiles

Client Lot #...: 9A08202 **Work Order #...:** K5KQC1AC-LCS **Matrix.....:** WATER
LCS Lot-Sample#: A9A080000-242 K5KQC1AD-LCSD

SURROGATE	PERCENT RECOVERY	RECOVERY LIMITS
	81	(22 - 120)

NOTE(S):

Calculations are performed before rounding to avoid round-off errors in calculated results.

Bold print denotes control parameters

LABORATORY CONTROL SAMPLE EVALUATION REPORT

GC/MS Semivolatiles

Client Lot #...: 9A08202 **Work Order #...:** K5MVA1AC **Matrix.....:** WATER
LCS Lot-Sample#: A9A100000-015
Prep Date.....: 01/11/09 **Analysis Date..:** 01/13/09
Prep Batch #...: 9010015
Dilution Factor: 1

PARAMETER	PERCENT RECOVERY	RECOVERY LIMITS	METHOD
Acenaphthene	**74**	**(40 - 110)**	**SW846 8270C**
1,2,4-Trichloro-benzene	**64**	**(25 - 110)**	**SW846 8270C**
1,4-Dichlorobenzene	**73**	**(19 - 110)**	**SW846 8270C**
4-Chloro-3-methylphenol	**72**	**(39 - 110)**	**SW846 8270C**
2-Chlorophenol	**72**	**(27 - 110)**	**SW846 8270C**
2,4-Dinitrotoluene	**86**	**(52 - 123)**	**SW846 8270C**
4-Nitrophenol	**71**	**(12 - 130)**	**SW846 8270C**
N-Nitrosodi-n-propyl-amine	**83**	**(37 - 121)**	**SW846 8270C**
Pentachlorophenol	**57**	**(26 - 110)**	**SW846 8270C**
Phenol	**72**	**(14 - 112)**	**SW846 8270C**
Pyrene	**80**	**(55 - 120)**	**SW846 8270C**

SURROGATE	PERCENT RECOVERY	RECOVERY LIMITS
Nitrobenzene-d5	84	(27 - 111)
2-Fluorobiphenyl	77	(28 - 110)
Terphenyl-d14	95	(37 - 119)
Phenol-d5	78	(10 - 110)
2-Fluorophenol	76	(10 - 110)
2,4,6-Tribromophenol	78	(22 - 120)

NOTE(S):

Calculations are performed before rounding to avoid round-off errors in calculated results.

Bold print denotes control parameters

LABORATORY CONTROL SAMPLE EVALUATION REPORT

TOTAL Metals

Client Lot #...: 9A08202 **Matrix.....:** WATER

PARAMETER	PERCENT RECOVERY	RECOVERY LIMITS	METHOD	PREPARATION-ANALYSIS DATE	WORK ORDER #
LCS Lot-Sample#: A9A120000-015 **Prep Batch #...:** 9012015					
Arsenic	96	(80 - 120)	SW846 6010B	01/12/09	K5NEF1AV
		Dilution Factor: 1			
Barium	98	(80 - 120)	SW846 6010B	01/12/09	K5NEF1A2
		Dilution Factor: 1			
Lead	98	(80 - 120)	SW846 6010B	01/12/09	K5NEF1AW
		Dilution Factor: 1			
Cadmium	98	(80 - 120)	SW846 6010B	01/12/09	K5NEF1A4
		Dilution Factor: 1			
Selenium	100	(80 - 120)	SW846 6010B	01/12/09	K5NEF1AX
		Dilution Factor: 1			
Chromium	99	(80 - 120)	SW846 6010B	01/12/09	K5NEF1A5
		Dilution Factor: 1			
Silver	112	(80 - 120)	SW846 6010B	01/12/09	K5NEF1A9
		Dilution Factor: 1			
Mercury	111	(81 - 123)	SW846 7470A	01/12-01/13/09	K5NEF1CE
		Dilution Factor: 1			

NOTE(S):

Calculations are performed before rounding to avoid round-off errors in calculated results.

LABORATORY CONTROL SAMPLE EVALUATION REPORT

DISSOLVED Metals

Client Lot #...: 9A08202 **Matrix.....:** WATER

PARAMETER	PERCENT RECOVERY	RECOVERY LIMITS	METHOD	PREPARATION-ANALYSIS DATE	WORK ORDER #
LCS Lot-Sample#: A9A120000-015 **Prep Batch #...:** 9012015					
Barium	98	(80 - 120)	SW846 6010B	01/12/09	K5NEF1CP
		Dilution Factor: 1			
Arsenic	96	(80 - 120)	SW846 6010B	01/12/09	K5NEF1CU
		Dilution Factor: 1			
Cadmium	98	(80 - 120)	SW846 6010B	01/12/09	K5NEF1CQ
		Dilution Factor: 1			
Lead	98	(80 - 120)	SW846 6010B	01/12/09	K5NEF1CV
		Dilution Factor: 1			
Chromium	99	(80 - 120)	SW846 6010B	01/12/09	K5NEF1CR
		Dilution Factor: 1			
Selenium	100	(80 - 120)	SW846 6010B	01/12/09	K5NEF1CW
		Dilution Factor: 1			
Silver	112	(80 - 120)	SW846 6010B	01/12/09	K5NEF1CT
		Dilution Factor: 1			
Mercury	111	(81 - 123)	SW846 7470A	01/12-01/13/09	K5NEF1CX
		Dilution Factor: 1			

NOTE(S):

Calculations are performed before rounding to avoid round-off errors in calculated results.

MATRIX SPIKE SAMPLE EVALUATION REPORT

GC/MS Volatiles

Client Lot #...: 9A08202 **Work Order #...:** K5RDN1AC-MS **Matrix.....:** WATER
MS Lot-Sample #: A9A140143-001 K5RDN1AD-MSD
Date Sampled...: 01/14/09 08:45 **Date Received..:** 01/14/09
Prep Date.....: 01/14/09 **Analysis Date..:** 01/14/09
Prep Batch #...: 9014312
Dilution Factor: 100

PARAMETER	PERCENT RECOVERY	RECOVERY LIMITS	RPD	RPD LIMITS	METHOD
Benzene	**98**	**(78 - 118)**			**SW846 8260B**
	93	**(78 - 118)**	**4.8**	**(0-20)**	**SW846 8260B**
Chlorobenzene	**103**	**(76 - 117)**			**SW846 8260B**
	99	**(76 - 117)**	**3.9**	**(0-20)**	**SW846 8260B**
1,1-Dichloroethene	**101**	**(62 - 130)**			**SW846 8260B**
	99	**(62 - 130)**	**2.0**	**(0-20)**	**SW846 8260B**
Toluene	**100**	**(70 - 119)**			**SW846 8260B**
	100	**(70 - 119)**	**0.41**	**(0-20)**	**SW846 8260B**
Trichloroethene	**100**	**(62 - 130)**			**SW846 8260B**
	96	**(62 - 130)**	**4.3**	**(0-20)**	**SW846 8260B**

SURROGATE	PERCENT RECOVERY	RECOVERY LIMITS
Dibromofluoromethane	94	(73 - 122)
	88	(73 - 122)
1,2-Dichloroethane-d4	89	(61 - 128)
	85	(61 - 128)
Toluene-d8	93	(76 - 110)
	91	(76 - 110)
4-Bromofluorobenzene	99	(74 - 116)
	97	(74 - 116)

NOTE(S):

Calculations are performed before rounding to avoid round-off errors in calculated results.

Bold print denotes control parameters

MATRIX SPIKE SAMPLE EVALUATION REPORT

GC/MS Semivolatiles

Client Lot #...: 9A08202 **Work Order #...:** K5LK91AP-MS **Matrix.....:** WATER
MS Lot-Sample #: A9A090114-012 K5LK91AQ-MSD
Date Sampled...: 01/08/09 16:10 **Date Received..:** 01/09/09
Prep Date.....: 01/11/09 **Analysis Date..:** 01/13/09
Prep Batch #...: 9010015
Dilution Factor: 1

PARAMETER	PERCENT RECOVERY	RECOVERY LIMITS	RPD	RPD LIMITS	METHOD
Acenaphthene	**70**	**(36 - 110)**			**SW846 8270C**
	63	**(36 - 110)**	**9.7**	**(0-30)**	**SW846 8270C**
1,2,4-Trichloro- benzene	**64**	**(25 - 110)**			**SW846 8270C**
	56	**(25 - 110)**	**15**	**(0-30)**	**SW846 8270C**
1,4-Dichlorobenzene	**75**	**(17 - 110)**			**SW846 8270C**
	63	**(17 - 110)**	**18**	**(0-30)**	**SW846 8270C**
4-Chloro-3-methylphenol	**74**	**(33 - 110)**			**SW846 8270C**
	70	**(33 - 110)**	**5.6**	**(0-30)**	**SW846 8270C**
2-Chlorophenol	**70**	**(26 - 110)**			**SW846 8270C**
	67	**(26 - 110)**	**5.2**	**(0-30)**	**SW846 8270C**
2,4-Dinitrotoluene	**79**	**(46 - 119)**			**SW846 8270C**
	76	**(46 - 119)**	**3.6**	**(0-30)**	**SW846 8270C**
4-Nitrophenol	**65**	**(13 - 127)**			**SW846 8270C**
	57	**(13 - 127)**	**12**	**(0-30)**	**SW846 8270C**
N-Nitrosodi-n-propyl- amine	**81**	**(25 - 119)**			**SW846 8270C**
	75	**(25 - 119)**	**7.2**	**(0-30)**	**SW846 8270C**
Pentachlorophenol	**63**	**(23 - 110)**			**SW846 8270C**
	60	**(23 - 110)**	**5.1**	**(0-30)**	**SW846 8270C**
Phenol	**71**	**(16 - 110)**			**SW846 8270C**
	67	**(16 - 110)**	**4.4**	**(0-30)**	**SW846 8270C**
Pyrene	**71**	**(54 - 115)**			**SW846 8270C**
	64	**(54 - 115)**	**11**	**(0-30)**	**SW846 8270C**

SURROGATE	PERCENT RECOVERY	RECOVERY LIMITS
Nitrobenzene-d5	76	(27 - 111)
	74	(27 - 111)
2-Fluorobiphenyl	67	(28 - 110)
	66	(28 - 110)
Terphenyl-d14	79	(37 - 119)
	70	(37 - 119)
Phenol-d5	74	(10 - 110)
	71	(10 - 110)
2-Fluorophenol	70	(10 - 110)
	69	(10 - 110)

(Continued on next page)

MATRIX SPIKE SAMPLE EVALUATION REPORT

GC/MS Semivolatiles

Client Lot #...: 9A08202 **Work Order #...:** K5LK91AP-MS **Matrix.....:** WATER
MS Lot-Sample #: A9A090114-012 K5LK91AQ-MSD

SURROGATE	PERCENT RECOVERY	RECOVERY LIMITS
2,4,6-Tribromophenol	71	(22 - 120)
	70	(22 - 120)

NOTE(S):

Calculations are performed before rounding to avoid round-off errors in calculated results.

Bold print denotes control parameters

MATRIX SPIKE SAMPLE EVALUATION REPORT

TOTAL Metals

Client Lot #...: 9A08202 **Matrix.....:** WATER
Date Sampled...: 01/09/09 13:30 **Date Received..:** 01/10/09

PARAMETER	PERCENT RECOVERY	RECOVERY LIMITS	RPD	RPD LIMITS	METHOD	PREPARATION-ANALYSIS DATE	WORK ORDER #
MS Lot-Sample #: A9A100136-001 **Prep Batch #...:** 9012015							
Arsenic	84	(75 - 125)			SW846 6010B	01/12/09	K5M411AW
	83	(75 - 125)	1.8	(0-20)	SW846 6010B	01/12/09	K5M411AX
		Dilution Factor: 1					
Barium	85	(75 - 125)			SW846 6010B	01/12/09	K5M411A8
	83	(75 - 125)	2.9	(0-20)	SW846 6010B	01/12/09	K5M411A9
		Dilution Factor: 1					
Cadmium	86	(75 - 125)			SW846 6010B	01/12/09	K5M411CD
	84	(75 - 125)	1.7	(0-20)	SW846 6010B	01/12/09	K5M411CE
		Dilution Factor: 1					
Lead	84	(75 - 125)			SW846 6010B	01/12/09	K5M411A0
	84	(75 - 125)	0.97	(0-20)	SW846 6010B	01/12/09	K5M411A1
		Dilution Factor: 1					
Chromium	86	(75 - 125)			SW846 6010B	01/12/09	K5M411CF
	84	(75 - 125)	2.0	(0-20)	SW846 6010B	01/12/09	K5M411CG
		Dilution Factor: 1					
Selenium	86	(75 - 125)			SW846 6010B	01/12/09	K5M411A2
	85	(75 - 125)	1.5	(0-20)	SW846 6010B	01/12/09	K5M411A3
		Dilution Factor: 1					
Silver	99	(75 - 125)			SW846 6010B	01/12/09	K5M411CP
	95	(75 - 125)	3.3	(0-20)	SW846 6010B	01/12/09	K5M411CQ
		Dilution Factor: 1					
Mercury	110	(69 - 134)			SW846 7470A	01/12-01/13/09	K5M411C0
	114	(69 - 134)	3.4	(0-20)	SW846 7470A	01/12-01/13/09	K5M411C1
		Dilution Factor: 1					

NOTE(S):

Calculations are performed before rounding to avoid round-off errors in calculated results.

CHAIN-OF-CUSTODY / Analytical Request Document

The Chain-of-Custody is a LEGAL DOCUMENT. All relevant fields must be completed accurately.

80

PAGE 1 OF 1

ID # 02075

SSOW Ref. Code: E180007

Required Client Information:

Company: CRA	Report To: Mike Richardson
Address:	Copy To: —
16520 Corporate Dr.	Invoice To: Darla Stewart
Indianapolis, IN 46278	P.O.:
Phone: 317-291-7007	Project Name: GM-Manual Trans.
Fax:	Project Number: 017324-02
E-mail: mrichardson@craworld.com	

Laboratory:	Test America
Laboratory Location:	North Canton, OH
Laboratory Contact:	Amy McCormick
Requested Due Date:	TAT: Std. 14 days
QA/QC Requirements:	

Valid Matrix Codes: WG Groundwater; WB Borehole Water; WS Surface Water; SO Soil; SE Sediment; See Back for Additional Codes

Analysis and Method

	Sample Identification:	Matrix Code	Date Collected	Time Collected	# Containers	Preservative: Unpreserved	HCl	H2SO4	HNO3	NaOH	Other:	VOCs	SVOCs	Total Metals	Dissolved Metals	Remarks/Lab ID
1.	GW-017324-010609-JP-001	WG	01/06/09	1550	7	2	3		2			X	X	X	X	
2.	GW-017324-010609-JP-002	WG	01/06/09	1825	7	2	3		2			X	X	X	X	
3.	GW-017324-010709-JP-003	WG	01/07/09	930	7	2	3		2			X	X	X	X	
4.	GW-017324-010709-JP-004	WG	01/07/09	1105	7	2	3		2			X	X	X	X	
5.	GW-017324-010709-JP-005	WG	01/07/09	1400	7	2	3		2			X	X	X	X	
6.	GW-017324-010709-JP-006	WG	01/07/09	1555	7	2	3		2			X	X	X	X	
7.	GW-017324-010709-JP-007	WG	01/07/09	1740	7	2	3		2			X	X	X	X	
8.	TB-017324-010709-JP-001	WG	01/07/09	1625	1		1					X				Trip Blank
9.																
10.	End of Event															All Dissolved are Acid Filtered
11.																
12.																
13.																
14.																
15.																
	TOTAL NUMBER OF CONTAINERS				50											

SHIPMENT METHOD	NO. OF COOLERS	RELINQUISHED BY / AFFILIATION	DATE	TIME	RECEIVED BY / AFFILIATION	DATE	TIME
FedEx	2	Christina M Miller	1/07/09	1830		1-8-09	0930
AIRBILL NO. 8682 0811613960		Joe Phillips	1/07/09	1830			

Sample Condition

Temp in °C	
Received on Ice	Y / N
Sealed Cooler	Y / N
Samples Intact	Y / N

Additional Comments:

Sampler Name: Joe Phillips

Sampler Signature: [signature] Date: 01/07/09

North Canton

Distribution: WHITE - Fully Executed Copy YELLOW - Receiving Laboratory Copy PINK - Sampler Copy

REV. 0 (6/04)

CHAIN-OF-CUSTODY / Analytical Request Document

The Chain-of-Custody is a LEGAL DOCUMENT. All relevant fields must be completed accurately.

81

PAGE 1 OF 1

ID # 02075

SSOW Ref. Code: EV80007

Required Client Information:

Company: CRA	Report To: Mike Richardson
Address: 10520 Corporate Dr. Indianapolis, IN 46278	Copy To: —
	Invoice To: Darla Stewart
	P.O.:
Phone: 317-291-7007	Project Name: GM-Masonville
Fax:	Project Number: 017324-02
E-mail: mrichardson@craworld.com	

Laboratory: Test America	
Laboratory Location: North Canton, OH	
Laboratory Contact: Amy McCormick	
Requested Due Date:	TAT: Std 14 days
QA/QC Requirements:	

Valid Matrix Codes:
WG Groundwater
WB Borehole Water
WS Surface Water
SO Soil
SE Sediment
See Back for Additional Codes

Analysis and Method

	Sample Identification:	Matrix Code	Date Collected	Time Collected	# Containers	Preservative: Unpreserved	HCl	H2SO4	HNO3	NaOH	Other	VOCs	SVOCs	Total Metals	Dissolved Metals	Remarks/Lab ID
1.	GW-017324-010609-JP-001	WG	01/06/09	1550	7	2	3		2			X	X	X	X	MW-13
2.	GW-017324-010609-JP-002	WG	01/06/09	18:25	7	2	3		2			X	X	X	X	MW-31
3.	GW-017324-010709-JP-003	WG	01/07/09	9:30	7	2	3		2			X	X	X	X	MW-16
4.	GW-017324-010709-JP-004	WG	01/07/09	11:05	7	2	3		2			X	X	X	X	MW-18
5.	GW-017324-010709-JP-005	WG	01/07/09	14:00	7	2	3		2			X	X	X	X	MW-22
6.	GW-017324-010709-JP-0060	WG	01/07/09	1555	7	2	3		2			X	X	X	X	MW-20
7.	GW-017324-010709-JP-007	WG	01/07/09	1740	7	2	3		2			X	X	X	X	
8.	TB-017324-010709-JP-001	WG	01/07/09	16:25	1		1					X				Trip Blank
9.																
10.	End of Event															All Dissolved are Field Filtered
11.																
12.																
13.																
14.																
15.																
	TOTAL NUMBER OF CONTAINERS				50											

SHIPMENT METHOD	NO. OF COOLERS	RELINQUISHED BY / AFFILIATION	DATE	TIME	RECEIVED BY / AFFILIATION	DATE	TIME
FedEx	2	Christopher M. Miller	1/8/09	1830	Chris Engel	1-9-09	9:15
AIRBILL NO. 9682 0811 3916		Joe Phillips	1/07/09	1830			

Sample Condition

Temp in °C	
Received on Ice	Y / N
Sealed Cooler	Y / N
Samples Intact	Y / N

Additional Comments:

Sampler Name: Joe Phillips

Sampler Signature: Joe Phillips Date: 01/07/09

Distribution: WHITE - Fully Executed Copy YELLOW - Receiving Laboratory Copy PINK - Sampler Copy

North Canton

TestAmerica Cooler Receipt Form/Narrative **Lot Number:** A9A080242
North Canton Facility

Client CRA Project _____ By: [signature]
Cooler Received on 1-8-09 Opened on 1-8-09 (Signature)
FedEx ☑ UPS ☐ DHL ☐ FAS ☐ Stetson ☐ Client Drop Off ☐ TestAmerica Courier ☐ Other _____
TestAmerica Cooler # _____ Multiple Coolers ☑ Foam Box ☐ Client Cooler ☐ Other _____

1. Were custody seals on the outside of the cooler(s)? Yes ☑ No ☐ Intact? Yes ☑ No ☐ NA ☐
   If YES, Quantity 4 Quantity Unsalvageable _____
   Were custody seals on the outside of cooler(s) signed and dated? Yes ☑ No ☐ NA ☐
   Were custody seals on the bottle(s)? Yes ☐ No ☑
   If YES, are there any exceptions? _____
2. Shippers' packing slip attached to the cooler(s)? Yes ☑ No ☐
3. Did custody papers accompany the sample(s)? Yes ☑ No ☐ Relinquished by client? Yes ☑ No ☐
4. Were the custody papers signed in the appropriate place? Yes ☑ No ☐
5. Packing material used: Bubble Wrap ☑ Foam ☑ None ☐ Other _____
6. Cooler temperature upon receipt _____ °C See back of form for multiple coolers/temps ☑
   METHOD: IR ☑ Other ☐ _____
   COOLANT: Wet Ice ☑ Blue Ice ☐ Dry Ice ☐ Water ☐ None ☐
7. Did all bottles arrive in good condition (Unbroken)? Yes ☑ No ☐
8. Could all bottle labels be reconciled with the COC? Yes ☑ No ☐
9. Were sample(s) at the correct pH upon receipt? Yes ☑ No ☐ NA ☐
10. Were correct bottle(s) used for the test(s) indicated? Yes ☑ No ☐
11. Were air bubbles >6 mm in any VOA vials? Yes ☑ No ☐ NA ☐
12. Sufficient quantity received to perform indicated analyses? Yes ☑ No ☐
13. Was a trip blank present in the cooler(s)? Yes ☑ No ☐ Were VOAs on the COC? Yes ☑ No ☐

Contacted PM ALM Date 1/8/09 by am via Verbal ☒ Voice Mail ☐ Other ☐
Concerning 14

14. CHAIN OF CUSTODY

The following discrepancies occurred:

Only recd 3x40 for Samples 003 + 004
did not recv volume for SVOC + T+D Metals, will not log for SVOCs / T+D metals - should be receiving add'tl volume per PM.

15. SAMPLE CONDITION

Sample(s) _____ were received after the recommended holding time had expired.
Sample(s) _____ were received in a broken container.
Sample(s) 1x40 TB were received with bubble >6 mm in diameter. (Notify PM)

16. SAMPLE PRESERVATION

Sample(s) _____ were further preserved in Sample Receiving to meet recommended pH level(s). *Nitric Acid Lot#* 100108-HNO_3; *Sulfuric Acid Lot#* 100108-H_2SO_4; *Sodium Hydroxide Lot#* 073007 -*NaOH; Hydrochloric Acid Lot#* 092006-*HCl; Sodium Hydroxide and Zinc Acetate Lot#* 050205-$(CH_3COO)_2ZN/NaOH$. What time was preservative added to sample(s)? _____

Client ID	pH	Date	Initials
1	<2 <2	1-8-09	JS
2	<2 <2		
5	<2 <2		
6	<2 <2		
7	<2 <2		

TestAmerica Cooler Receipt Form/Narrative **Lot Number:** A9A080202
North Canton Facility

Client CRA Project _____ By: [signature] (Signature)
Cooler Received on 1-9-09 Opened on 1-9-09
FedEx ☒ UPS ☐ DHL ☐ FAS ☐ Stetson ☐ Client Drop Off ☐ TestAmerica Courier ☐ Other _____
TestAmerica Cooler # L774 Multiple Coolers ☐ Foam Box ☐ Client Cooler ☐ Other _____

1. Were custody seals on the outside of the cooler(s)? Yes ☒ No ☐ Intact? Yes ☒ No ☐ NA ☐
   If YES, Quantity 2 Quantity Unsalvageable _____
   Were custody seals on the outside of cooler(s) signed and dated? Yes ☒ No ☐ NA ☐
   Were custody seals on the bottle(s)? Yes ☐ No ☒
   If YES, are there any exceptions? _____
2. Shippers' packing slip attached to the cooler(s)? Yes ☒ No ☐
3. Did custody papers accompany the sample(s)? Yes ☒ No ☐ Relinquished by client? Yes ☒ No ☐
4. Were the custody papers signed in the appropriate place? Yes ☒ No ☐
5. Packing material used: Bubble Wrap ☒ Foam ☐ None ☐ Other _____
6. Cooler temperature upon receipt 3.8 °C See back of form for multiple coolers/temps ☐
   METHOD: IR ☒ Other ☐ _____
   COOLANT: Wet Ice ☒ Blue Ice ☐ Dry Ice ☐ Water ☐ None ☐
7. Did all bottles arrive in good condition (Unbroken)? Yes ☒ No ☐
8. Could all bottle labels be reconciled with the COC? Yes ☒ No ☐
9. Were sample(s) at the correct pH upon receipt? Yes ☒ No ☐ NA ☐
10. Were correct bottle(s) used for the test(s) indicated? Yes ☒ No ☐
11. Were air bubbles >6 mm in any VOA vials? Yes ☐ No ☐ NA ☒
12. Sufficient quantity received to perform indicated analyses? Yes ☒ No ☐
13. Was a trip blank present in the cooler(s)? Yes ☐ No ☒ Were VOAs on the COC? Yes ☐ No ☒

Contacted PM _____ Date _____ by _____ via Verbal ☐ Voice Mail ☐ Other ☐
Concerning _____

14. CHAIN OF CUSTODY

The following discrepancies occurred:
Rec'd missing volume for samples 003 & 004 to run SVOCs, & T&D. Metals, will log for tests.

15. SAMPLE CONDITION

Sample(s) _____ were received after the recommended holding time had expired.
Sample(s) _____ were received in a broken container.
Sample(s) _____ were received with bubble >6 mm in diameter. (Notify PM)

16. SAMPLE PRESERVATION

Sample(s) _____ were further preserved in Sample Receiving to meet recommended pH level(s). *Nitric Acid Lot#* 100108-HNO_3; *Sulfuric Acid Lot#* 100108-H_2SO_4; *Sodium Hydroxide Lot#* 073007 -*NaOH; Hydrochloric Acid Lot#* 092006-*HCl; Sodium Hydroxide and Zinc Acetate Lot#* 050205-$(CH_3COO)_2ZN/NaOH$. What time was preservative added to sample(s)? _____

Client ID	pH	Date	Initials
003	<2<2	1-9-09	CSL
004	<2<2	1-9-09	CSL

SOP: NC-SC-0005, Sample Receiving
N:\QAQC\NARRATIV\TestAmerica\Cooler Receipt TestAmerica\COOLER_TestAmerica_Rev 69 112808.doc
North Canton 83

TestAmerica Cooler Receipt Form/Narrative
North Canton Facility

Client ID	pH	Date	Initials

Cooler #	Temp. °C	Method	Coolant

Discrepancies Cont'd:

TestAmerica Cooler Receipt Form/Narrative
North Canton Facility

Client ID	pH	Date	Initials

Cooler #	Temp. °C	Method	Coolant
L91	1.6	IR	ICE
K846	2.0	〃	〃

Discrepancies Cont'd:

TestAmerica
THE LEADER IN ENVIRONMENTAL TESTING

END OF REPORT

CONESTOGA-ROVERS & ASSOCIATES

6520 Corporate Drive
Indianapolis, Indiana 46278
Telephone: (317) 291-7007 Fax: (317) 328-2666
www.CRAworld.com

MEMORANDUM

TO:	Greg Carli	REF. NO.:	017324-02
FROM:	Michael Richardson/sl/06 MuR	DATE:	February 3, 2009
C.C.:	Shannon Richardson and Golnoush Bolourani		
RE:	**Data Quality Assessment and Validation for the Groundwater Samples Collected from the Manual Transmissions of Muncie Site in Muncie, Indiana.**		

The following details a quality assessment and validation of the analytical data resulting from the January 6-7, 2009 collection of groundwater samples and quality control samples from the Manual Transmissions of Muncie Site in Muncie, Indiana. The sample summary detailing sample identification, sample location, quality control samples, and analytical parameters is presented in Table 1. Sample analysis was completed by TestAmerica Laboratories, Inc. (TestAmerica) of North Canton, Ohio, in accordance with the methodologies presented in Table 2.

The quality control criteria used to assess the data were established by the methods and the quality assurance project plan (QAPP). Application of quality assurance criteria was consistent with the following guidance documents:

i. "USEPA Contract Laboratory Program National Functional Guidelines for Organic Data Review", EPA 540/R-99/008, October 1999; and

ii. "USEPA Contract Laboratory Program National Functional Guidelines for Inorganic Review", EPA 540-R-01-008, July 2002.

These guidelines are collectively referred to as "NFGs" in this Memorandum.

Overall Assessment

The data were found to exhibit acceptable levels of accuracy and precision based on the provided information and may be used with the qualifications noted in this memorandum.

Sample Preservation and Holding Times

Sample holding time periods and preservation requirements are presented in Table 2.

The samples, as indicated by the sample collection, extraction and analysis dates on the chain-of-custody forms and analytical reports provided by TestAmerica, were prepared and analyzed within the required holding time periods.

The samples were shipped and maintained in accordance with the samples preservation requirements.

Method Blank Samples

Method blank samples are prepared from a purified sample matrix and are processed concurrently with investigative samples to assess the presence and the magnitude of sample contamination introduced during sample analysis. Method blank samples are analyzed at a minimum frequency of one per analytical batch and target analytes should be non-detect.

The samples presented in Table 3 should be qualified due to laboratory contamination. The laboratory flagged the organic concentrations with a "B", which may be disregarded. The remaining method blank samples were reported to be free from detectable levels of target analytes, indicating no additional laboratory-attributable contamination occurred.

Surrogate Compounds – Organic Analyses

Individual sample performance for organic analyses was monitored by assessing the results of surrogate compound percent recoveries. Surrogate percent recoveries are reviewed against the laboratory developed control limits provided in the analytical report.

The surrogate recovery acceptance criteria were met for all samples that could be evaluated.

Matrix Spike/Matrix Spike Duplicate Analyses

To assess the long-term accuracy and precision of the analytical methods on various matrices, matrix spike/matrix spike duplicate (MS/MSD) percent recoveries and the relative percent difference (RPD) of the concentrations were determined. The organic MS/MSD percent recovery and RPD control limits are established by the laboratory. The inorganic control limits are defined by the methods and the NFG, which require recoveries between 75 to 125 percent with RPDs less than 20 percent for water samples. The samples selected for MS/MSD analysis are identified in Table 1.

No Site-specific samples were utilized as MS/MSDs; precision and accuracy were verified by the analysis of the laboratory control sample/laboratory control sample duplicate (LCS/LCSD). Qualification of samples associated with these MS/MSDs was not performed.

Laboratory Control Sample/Laboratory Control Sample Duplicate Analysis

The LCS/LCSD analyses serve as a monitor of the overall performance in all steps of the sample analysis and are analyzed with each sample batch. The LCS/LCSD percent recoveries were evaluated against method and laboratory established control limits.

The LCS/LCSD percent recoveries were within the laboratory control limits or did not warrant qualification, indicating that an acceptable level of overall performance was achieved.

Laboratory precision was verified by the RPD of the LCS/LCSD when a MS/MSD was not analyzed.

The RPDs were within the laboratory control limits, indicating that an acceptable level of overall laboratory precision was achieved.

Field Quality Assurance/Quality Control

The field quality assurance/quality control consisted of one (1) trip blank sample.

To monitor potential cross-contamination of volatile organic compounds (VOCs) during aqueous sample transportation and storage, a trip blank was submitted to the laboratory for VOC analysis with each shipping cooler containing multiple samples.

No target analytes were reported as detected in the trip blank sample.

TABLE 1

SAMPLE COLLECTION AND ANALYSIS SUMMARY
SITE-WIDE GROUNDWATER SAMPLING
JANUARY 6-7, 2009
MANUAL TRANSMISSIONS OF MUNCIE
MUNCIE, INDIANA

						Analysis/Parameters			
Sample Identification	*Location*	*Matrix*	*QC Samples*	*Collection Date (mm/dd/yyyy)*	*Collection Time (hr:min)*	*TCL VOCs*	*TCL SVOCs*	*Total RCRA Metals*	*Dissolved RCRA Metals*
GW-017324-010609-JP-001	MW-13	Groundwater	-	1/6/2009	15:50	X	X	X	X
GW-017324-010609-JP-002	MW-31	Groundwater	-	1/6/2009	18:25	X	X	X	X
GW-017324-010709-JP-003	MW-16	Groundwater	-	1/7/2009	9:30	X	X	X	X
GW-017324-010709-JP-004	MW-18	Groundwater	-	1/7/2009	11:05	X	X	X	X
GW-017324-010709-JP-005	MW-22	Groundwater	-	1/7/2009	14:00	X	X	X	X
GW-017324-010709-JP-006	MW-20	Groundwater	-	1/7/2009	15:55	X	X	X	X
GW-017324-010709-JP-007	MW-19	Groundwater	-	1/7/2009	17:40	X	X	X	X
TB-017324-010709-JP-001	-	Water	Trip Blank	1/7/2009	16:25	X			

TABLE 2

SUMMARY OF ANALYTICAL METHODS, HOLDING TIME PERIODS, AND PRESERVATIVES
SITE-WIDE GROUNDWATER SAMPLING
JANUARY 6-7, 2009
MANUAL TRANSMISSIONS OF MUNCIE
MUNCIE, INDIANA

Parameter	*Method*	*Matrix*	*Holding Time*	*Preservation*
TCL VOCs	SW-846 8260B [1]	Water	- 14 days from sample collection to completion of analysis.	pH < 2 and Iced, 4 ± 2° C
TCL SVOCs	SW-846 8270C	Water	- 7 days from sample collection to extraction - 40 days from extraction to completion of analysis	Iced, 4 ± 2° C
RCRA Metals		Water	- 180 days from sample collection to completion of analysis	pH < 2 and Iced, 4 ± 2° C
Arsenic	SW-846 6010B			
Barium	SW-846 6010B			
Cadmium	SW-846 6010B			
Chromium	SW-846 6010B			
Lead	SW-846 6010B			
Selenium	SW-846 6010B			
Silver	SW-846 6010B			
Mercury	SW-846 7470A	Water	- 28 days from sample collection to completion of analysis	pH < 2 and Iced, 4 ± 2° C

[1] SW-846 - "Test Methods for Evaluating Solid Waste, Physical/Chemical Methods", SW-846, 3rd Edition, and Promulgated updates, November 1986

TABLE 3

SUMMARY OF QUALIFIED SAMPLE DATA DUE TO METHOD BLANK CONTAMINATION
SITE-WIDE GROUNDWATER SAMPLING
JANUARY 6-7, 2009
MANUAL TRANSMISSIONS OF MUNCIE
MUNCIE, INDIANA

Parameter	*Analysis Date*	*Analyte*	*Blank Result*	*Sample ID*	*Sample Result*	*Units*	*Qualified Result*
SVOCs	1/9/2009	bis(2-Ethylhexyl)phthalate	1.3 J	GW-017324-010609-JP-002	1.4 J	ug/L	2.0 U
				GW-017324-010709-JP-005	1.4 J	ug/L	2.0 U
				GW-017324-010709-JP-007	1.3 J	ug/L	2.0 U

Notes:

ug/L - micrograms per liter
U - not present at or above the associated value
J - estimated concentration

ANALYTICAL REPORT

PROJECT NO. 17324

MTM SSOW# E180012

Lot #: A0C040443

Michael Richardson

Conestoga Rovers & Associates,
6520 Corporate Drive
Indianapolis, IN 46278

TESTAMERICA LABORATORIES, INC.

Denise D. Heckler
Project Manager

March 5, 2010

EXECUTIVE SUMMARY - Detection Highlights

A0C040443

PARAMETER	RESULT	REPORTING LIMIT	UNITS	ANALYTICAL METHOD
NO DETECTABLE PARAMETERS				

ANALYTICAL METHODS SUMMARY

A0C040443

PARAMETER	ANALYTICAL METHOD
PCBs by SW-846 8082	SW846 8082

References:

SW846 "Test Methods for Evaluating Solid Waste, Physical/Chemical Methods", Third Edition, November 1986 and its updates.

SAMPLE SUMMARY

A0C040443

WO #	SAMPLE#	CLIENT SAMPLE ID	SAMPLED DATE	SAMP TIME
LV90R	001	GW-17324-030210-GL-001	03/02/10	12:10
LV90X	002	GW-17324-030210-GL-002	03/02/10	11:45
LV900	003	GW-17324-030210-GL-003	03/02/10	14:00
LV901	004	GW-17324-030210-GL-004	03/02/10	13:10
LV902	005	GW-17324-030210-GL-005	03/02/10	17:15
LV903	006	GW-17324-030210-GL-006	03/02/10	15:20
LV904	007	GW-17324-030210-GL-007	03/02/10	15:25
LV905	008	GW-17324-030210-GL-008	03/02/10	16:55
LV906	009	GW-17324-030310-GL-009	03/03/10	11:05
LV907	010	GW-17324-030310-GL-010	03/03/10	11:10
LV908	011	GW-17324-030310-GL-011	03/03/10	12:45
LV909	012	GW-17324-030310-GL-012	03/03/10	13:50
LV91A	013	GW-17324-030310-GL-013	03/03/10	12:50
LV91E	014	GW-17324-030310-GL-014	03/03/10	15:55

NOTE(S):

- The analytical results of the samples listed above are presented on the following pages.
- All calculations are performed before rounding to avoid round-off errors in calculated results.
- Results noted as "ND" were not detected at or above the stated limit.
- This report must not be reproduced, except in full, without the written approval of the laboratory.
- Results for the following parameters are never reported on a dry weight basis: color, corrosivity, density, flashpoint, ignitability, layers, odor, paint filter test, pH, porosity pressure, reactivity, redox potential, specific gravity, spot tests, solids, solubility, temperature, viscosity, and weight.

Conestoga-Rovers & Associates, Inc.

Client Sample ID: GW-17324-030210-GL-001

GC Semivolatiles

Lot-Sample #...: A0C040443-001 **Work Order #...:** LV90R1AA **Matrix.....:** WG
Date Sampled...: 03/02/10 12:10 **Date Received..:** 03/04/10
Prep Date.....: 03/04/10 **Analysis Date..:** 03/05/10
Prep Batch #...: 0063184
Dilution Factor: 1 **Method.....:** SW846 8082

PARAMETER	RESULT	REPORTING LIMIT	UNITS
Aroclor 1016	ND	0.50	ug/L
Aroclor 1221	ND	0.50	ug/L
Aroclor 1232	ND	0.50	ug/L
Aroclor 1242	ND	0.50	ug/L
Aroclor 1248	ND	0.50	ug/L
Aroclor 1254	ND	0.50	ug/L
Aroclor 1260	ND	0.50	ug/L

SURROGATE	PERCENT RECOVERY	RECOVERY LIMITS
Tetrachloro-m-xylene	91	(27 - 130)
Decachlorobiphenyl	84	(10 - 127)

Conestoga-Rovers & Associates, Inc.

Client Sample ID: GW-17324-030210-GL-002

GC Semivolatiles

Lot-Sample #...: A0C040443-002 **Work Order #...:** LV90X1AA **Matrix.....:** WG
Date Sampled...: 03/02/10 11:45 **Date Received..:** 03/04/10
Prep Date.....: 03/04/10 **Analysis Date..:** 03/05/10
Prep Batch #...: 0063184
Dilution Factor: 1 **Method.....:** SW846 8082

PARAMETER	RESULT	REPORTING LIMIT	UNITS
Aroclor 1016	ND	0.50	ug/L
Aroclor 1221	ND	0.50	ug/L
Aroclor 1232	ND	0.50	ug/L
Aroclor 1242	ND	0.50	ug/L
Aroclor 1248	ND	0.50	ug/L
Aroclor 1254	ND	0.50	ug/L
Aroclor 1260	ND	0.50	ug/L

SURROGATE	PERCENT RECOVERY	RECOVERY LIMITS
Tetrachloro-m-xylene	82	(27 - 130)
Decachlorobiphenyl	82	(10 - 127)

Conestoga-Rovers & Associates, Inc.

Client Sample ID: GW-17324-030210-GL-003

GC Semivolatiles

Lot-Sample #...: A0C040443-003 **Work Order #...:** LV9001AA **Matrix.....:** WG
Date Sampled...: 03/02/10 14:00 **Date Received..:** 03/04/10
Prep Date.....: 03/04/10 **Analysis Date..:** 03/05/10
Prep Batch #...: 0063184
Dilution Factor: 1 **Method.....:** SW846 8082

PARAMETER	RESULT	REPORTING LIMIT	UNITS
Aroclor 1016	ND	0.50	ug/L
Aroclor 1221	ND	0.50	ug/L
Aroclor 1232	ND	0.50	ug/L
Aroclor 1242	ND	0.50	ug/L
Aroclor 1248	ND	0.50	ug/L
Aroclor 1254	ND	0.50	ug/L
Aroclor 1260	ND	0.50	ug/L

SURROGATE	PERCENT RECOVERY	RECOVERY LIMITS
Tetrachloro-m-xylene	68	(27 - 130)
Decachlorobiphenyl	49	(10 - 127)

Conestoga-Rovers & Associates, Inc.

Client Sample ID: GW-17324-030210-GL-004

GC Semivolatiles

Lot-Sample #...: A0C040443-004 **Work Order #...:** LV9011AA **Matrix.....:** WG
Date Sampled...: 03/02/10 13:10 **Date Received..:** 03/04/10
Prep Date.....: 03/04/10 **Analysis Date..:** 03/05/10
Prep Batch #...: 0063184
Dilution Factor: 1 **Method.....:** SW846 8082

PARAMETER	RESULT	REPORTING LIMIT	UNITS
Aroclor 1016	ND	0.50	ug/L
Aroclor 1221	ND	0.50	ug/L
Aroclor 1232	ND	0.50	ug/L
Aroclor 1242	ND	0.50	ug/L
Aroclor 1248	ND	0.50	ug/L
Aroclor 1254	ND	0.50	ug/L
Aroclor 1260	ND	0.50	ug/L

SURROGATE	PERCENT RECOVERY	RECOVERY LIMITS
Tetrachloro-m-xylene	66	(27 - 130)
Decachlorobiphenyl	36	(10 - 127)

Conestoga-Rovers & Associates, Inc.

Client Sample ID: GW-17324-030210-GL-005

GC Semivolatiles

Lot-Sample #...: A0C040443-005 **Work Order #...:** LV9021AA **Matrix.....:** WG
Date Sampled...: 03/02/10 17:15 **Date Received..:** 03/04/10
Prep Date.....: 03/04/10 **Analysis Date..:** 03/05/10
Prep Batch #...: 0063184
Dilution Factor: 1 **Method.....:** SW846 8082

PARAMETER	RESULT	REPORTING LIMIT	UNITS
Aroclor 1016	ND	0.50	ug/L
Aroclor 1221	ND	0.50	ug/L
Aroclor 1232	ND	0.50	ug/L
Aroclor 1242	ND	0.50	ug/L
Aroclor 1248	ND	0.50	ug/L
Aroclor 1254	ND	0.50	ug/L
Aroclor 1260	ND	0.50	ug/L

SURROGATE	PERCENT RECOVERY	RECOVERY LIMITS
Tetrachloro-m-xylene	78	(27 - 130)
Decachlorobiphenyl	61	(10 - 127)

Conestoga-Rovers & Associates, Inc.

Client Sample ID: GW-17324-030210-GL-006

GC Semivolatiles

Lot-Sample #...: A0C040443-006 **Work Order #...:** LV9031AA **Matrix.....:** WG
Date Sampled...: 03/02/10 15:20 **Date Received..:** 03/04/10
Prep Date.....: 03/04/10 **Analysis Date..:** 03/05/10
Prep Batch #...: 0063184
Dilution Factor: 1 **Method.....:** SW846 8082

PARAMETER	RESULT	REPORTING LIMIT	UNITS
Aroclor 1016	ND	0.50	ug/L
Aroclor 1221	ND	0.50	ug/L
Aroclor 1232	ND	0.50	ug/L
Aroclor 1242	ND	0.50	ug/L
Aroclor 1248	ND	0.50	ug/L
Aroclor 1254	ND	0.50	ug/L
Aroclor 1260	ND	0.50	ug/L

SURROGATE	PERCENT RECOVERY	RECOVERY LIMITS
Tetrachloro-m-xylene	77	(27 - 130)
Decachlorobiphenyl	52	(10 - 127)

Conestoga-Rovers & Associates, Inc.

Client Sample ID: GW-17324-030210-GL-007

GC Semivolatiles

Lot-Sample #...: A0C040443-007 **Work Order #...:** LV9041AA **Matrix.....:** WG
Date Sampled...: 03/02/10 15:25 **Date Received..:** 03/04/10
Prep Date.....: 03/04/10 **Analysis Date..:** 03/05/10
Prep Batch #...: 0063184
Dilution Factor: 1 **Method.....:** SW846 8082

PARAMETER	RESULT	REPORTING LIMIT	UNITS
Aroclor 1016	ND	0.50	ug/L
Aroclor 1221	ND	0.50	ug/L
Aroclor 1232	ND	0.50	ug/L
Aroclor 1242	ND	0.50	ug/L
Aroclor 1248	ND	0.50	ug/L
Aroclor 1254	ND	0.50	ug/L
Aroclor 1260	ND	0.50	ug/L

SURROGATE	PERCENT RECOVERY	RECOVERY LIMITS
Tetrachloro-m-xylene	84	(27 - 130)
Decachlorobiphenyl	60	(10 - 127)

Conestoga-Rovers & Associates, Inc.

Client Sample ID: GW-17324-030210-GL-008

GC Semivolatiles

Lot-Sample #...: A0C040443-008 **Work Order #...:** LV9051AA **Matrix.....:** WG
Date Sampled...: 03/02/10 16:55 **Date Received..:** 03/04/10
Prep Date.....: 03/04/10 **Analysis Date..:** 03/05/10
Prep Batch #...: 0063184
Dilution Factor: 1 **Method.....:** SW846 8082

PARAMETER	RESULT	REPORTING LIMIT	UNITS
Aroclor 1016	ND	0.50	ug/L
Aroclor 1221	ND	0.50	ug/L
Aroclor 1232	ND	0.50	ug/L
Aroclor 1242	ND	0.50	ug/L
Aroclor 1248	ND	0.50	ug/L
Aroclor 1254	ND	0.50	ug/L
Aroclor 1260	ND	0.50	ug/L

SURROGATE	PERCENT RECOVERY	RECOVERY LIMITS
Tetrachloro-m-xylene	82	(27 - 130)
Decachlorobiphenyl	68	(10 - 127)

Conestoga-Rovers & Associates, Inc.

Client Sample ID: GW-17324-030310-GL-009

GC Semivolatiles

Lot-Sample #...: A0C040443-009 **Work Order #...:** LV9061AA **Matrix.....:** WG
Date Sampled...: 03/03/10 11:05 **Date Received..:** 03/04/10
Prep Date.....: 03/04/10 **Analysis Date..:** 03/05/10
Prep Batch #...: 0063184
Dilution Factor: 1 **Method.....:** SW846 8082

PARAMETER	RESULT	REPORTING LIMIT	UNITS
Aroclor 1016	ND	0.50	ug/L
Aroclor 1221	ND	0.50	ug/L
Aroclor 1232	ND	0.50	ug/L
Aroclor 1242	ND	0.50	ug/L
Aroclor 1248	ND	0.50	ug/L
Aroclor 1254	ND	0.50	ug/L
Aroclor 1260	ND	0.50	ug/L

SURROGATE	PERCENT RECOVERY	RECOVERY LIMITS
Tetrachloro-m-xylene	86	(27 - 130)
Decachlorobiphenyl	53	(10 - 127)

Conestoga-Rovers & Associates, Inc.

Client Sample ID: GW-17324-030310-GL-010

GC Semivolatiles

Lot-Sample #...: A0C040443-010 **Work Order #...:** LV9071AA **Matrix.....:** WG
Date Sampled...: 03/03/10 11:10 **Date Received..:** 03/04/10
Prep Date.....: 03/04/10 **Analysis Date..:** 03/05/10
Prep Batch #...: 0063184
Dilution Factor: 1 **Method.....:** SW846 8082

PARAMETER	RESULT	REPORTING LIMIT	UNITS
Aroclor 1016	ND	0.50	ug/L
Aroclor 1221	ND	0.50	ug/L
Aroclor 1232	ND	0.50	ug/L
Aroclor 1242	ND	0.50	ug/L
Aroclor 1248	ND	0.50	ug/L
Aroclor 1254	ND	0.50	ug/L
Aroclor 1260	ND	0.50	ug/L

SURROGATE	PERCENT RECOVERY	RECOVERY LIMITS
Tetrachloro-m-xylene	76	(27 - 130)
Decachlorobiphenyl	68	(10 - 127)

Conestoga-Rovers & Associates, Inc.

Client Sample ID: GW-17324-030310-GL-011

GC Semivolatiles

Lot-Sample #...: A0C040443-011 **Work Order #...:** LV9081AA **Matrix.....:** WG
Date Sampled...: 03/03/10 12:45 **Date Received..:** 03/04/10
Prep Date.....: 03/04/10 **Analysis Date..:** 03/05/10
Prep Batch #...: 0063184
Dilution Factor: 1 **Method.....:** SW846 8082

PARAMETER	RESULT	REPORTING LIMIT	UNITS
Aroclor 1016	ND	0.50	ug/L
Aroclor 1221	ND	0.50	ug/L
Aroclor 1232	ND	0.50	ug/L
Aroclor 1242	ND	0.50	ug/L
Aroclor 1248	ND	0.50	ug/L
Aroclor 1254	ND	0.50	ug/L
Aroclor 1260	ND	0.50	ug/L

SURROGATE	PERCENT RECOVERY	RECOVERY LIMITS
Tetrachloro-m-xylene	91	(27 - 130)
Decachlorobiphenyl	78	(10 - 127)

Conestoga-Rovers & Associates, Inc.

Client Sample ID: GW-17324-030310-GL-012

GC Semivolatiles

Lot-Sample #...: A0C040443-012 **Work Order #...:** LV9091AA **Matrix.....:** WG
Date Sampled...: 03/03/10 13:50 **Date Received..:** 03/04/10
Prep Date.....: 03/04/10 **Analysis Date..:** 03/05/10
Prep Batch #...: 0063184
Dilution Factor: 1 **Method.....:** SW846 8082

PARAMETER	RESULT	REPORTING LIMIT	UNITS
Aroclor 1016	ND	0.50	ug/L
Aroclor 1221	ND	0.50	ug/L
Aroclor 1232	ND	0.50	ug/L
Aroclor 1242	ND	0.50	ug/L
Aroclor 1248	ND	0.50	ug/L
Aroclor 1254	ND	0.50	ug/L
Aroclor 1260	ND	0.50	ug/L

SURROGATE	PERCENT RECOVERY	RECOVERY LIMITS
Tetrachloro-m-xylene	84	(27 - 130)
Decachlorobiphenyl	82	(10 - 127)

Conestoga-Rovers & Associates, Inc.

Client Sample ID: GW-17324-030310-GL-013

GC Semivolatiles

Lot-Sample #...: A0C040443-013 **Work Order #...:** LV91A1AA **Matrix.....:** WG
Date Sampled...: 03/03/10 12:50 **Date Received..:** 03/04/10
Prep Date.....: 03/04/10 **Analysis Date..:** 03/05/10
Prep Batch #...: 0063184
Dilution Factor: 1 **Method.....:** SW846 8082

PARAMETER	RESULT	REPORTING LIMIT	UNITS
Aroclor 1016	ND	0.50	ug/L
Aroclor 1221	ND	0.50	ug/L
Aroclor 1232	ND	0.50	ug/L
Aroclor 1242	ND	0.50	ug/L
Aroclor 1248	ND	0.50	ug/L
Aroclor 1254	ND	0.50	ug/L
Aroclor 1260	ND	0.50	ug/L

SURROGATE	PERCENT RECOVERY	RECOVERY LIMITS
Tetrachloro-m-xylene	78	(27 - 130)
Decachlorobiphenyl	54	(10 - 127)

Conestoga-Rovers & Associates, Inc.

Client Sample ID: GW-17324-030310-GL-014

GC Semivolatiles

Lot-Sample #...: A0C040443-014 **Work Order #...:** LV91E1AA **Matrix.....:** WG
Date Sampled...: 03/03/10 15:55 **Date Received..:** 03/04/10
Prep Date.....: 03/04/10 **Analysis Date..:** 03/05/10
Prep Batch #...: 0063184
Dilution Factor: 1 **Method.....:** SW846 8082

PARAMETER	RESULT	REPORTING LIMIT	UNITS
Aroclor 1016	ND	0.50	ug/L
Aroclor 1221	ND	0.50	ug/L
Aroclor 1232	ND	0.50	ug/L
Aroclor 1242	ND	0.50	ug/L
Aroclor 1248	ND	0.50	ug/L
Aroclor 1254	ND	0.50	ug/L
Aroclor 1260	ND	0.50	ug/L

SURROGATE	PERCENT RECOVERY	RECOVERY LIMITS
Tetrachloro-m-xylene	80	(27 - 130)
Decachlorobiphenyl	75	(10 - 127)

METHOD BLANK REPORT

GC Semivolatiles

Client Lot #...: A0C040443 **Work Order #...:** LV92C1AA **Matrix.....:** WATER
MB Lot-Sample #: A0C040000-184
Prep Date.....: 03/04/10
Analysis Date..: 03/05/10 **Prep Batch #...:** 0063184
Dilution Factor: 1

PARAMETER	RESULT	REPORTING LIMIT	UNITS	METHOD
Aroclor 1016	ND	0.50	ug/L	SW846 8082
Aroclor 1221	ND	0.50	ug/L	SW846 8082
Aroclor 1232	ND	0.50	ug/L	SW846 8082
Aroclor 1242	ND	0.50	ug/L	SW846 8082
Aroclor 1248	ND	0.50	ug/L	SW846 8082
Aroclor 1254	ND	0.50	ug/L	SW846 8082
Aroclor 1260	ND	0.50	ug/L	SW846 8082

SURROGATE	PERCENT RECOVERY	RECOVERY LIMITS
Tetrachloro-m-xylene	69	(27 - 130)
Decachlorobiphenyl	78	(10 - 127)

NOTE(S):

Calculations are performed before rounding to avoid round-off errors in calculated results.

LABORATORY CONTROL SAMPLE EVALUATION REPORT

GC Semivolatiles

Client Lot #...: A0C040443 **Work Order #...:** LV92C1AC **Matrix.....:** WATER
LCS Lot-Sample#: A0C040000-184
Prep Date.....: 03/04/10 **Analysis Date..:** 03/05/10
Prep Batch #...: 0063184
Dilution Factor: 2

PARAMETER	PERCENT RECOVERY	RECOVERY LIMITS	METHOD
Aroclor 1016	**93**	**(44 - 119)**	**SW846 8082**
Aroclor 1260	**95**	**(41 - 118)**	**SW846 8082**

SURROGATE	PERCENT RECOVERY	RECOVERY LIMITS
Tetrachloro-m-xylene	94	(27 - 130)
Decachlorobiphenyl	92	(10 - 127)

NOTE(S):

Calculations are performed before rounding to avoid round-off errors in calculated results.

Bold print denotes control parameters

LABORATORY CONTROL SAMPLE DATA REPORT

GC Semivolatiles

Client Lot #...: A0C040443 **Work Order #...:** LV92C1AC **Matrix.....:** WATER
LCS Lot-Sample#: A0C040000-184
Prep Date.....: 03/04/10 **Analysis Date..:** 03/05/10
Prep Batch #...: 0063184
Dilution Factor: 2

PARAMETER	SPIKE AMOUNT	MEASURED AMOUNT	UNITS	PERCENT RECOVERY	METHOD
Aroclor 1016	**10**	**9.3**	**ug/L**	**93**	**SW846 8082**
Aroclor 1260	**10**	**9.5**	**ug/L**	**95**	**SW846 8082**

SURROGATE	PERCENT RECOVERY	RECOVERY LIMITS
Tetrachloro-m-xylene	94	(27 - 130)
Decachlorobiphenyl	92	(10 - 127)

NOTE(S):

Calculations are performed before rounding to avoid round-off errors in calculated results.

Bold print denotes control parameters

MATRIX SPIKE SAMPLE EVALUATION REPORT

GC Semivolatiles

Client Lot #...: A0C040443 **Work Order #...:** LV9071AC-MS **Matrix.....:** WG
MS Lot-Sample #: A0C040443-010 LV9071AD-MSD
Date Sampled...: 03/03/10 11:10 **Date Received..:** 03/04/10
Prep Date.....: 03/04/10 **Analysis Date..:** 03/05/10
Prep Batch #...: 0063184
Dilution Factor: 2

PARAMETER	PERCENT RECOVERY	RECOVERY LIMITS	RPD	RPD LIMITS	METHOD
Aroclor 1016	**81**	**(10 - 166)**			**SW846 8082**
	94	**(10 - 166)**	**15**	**(0-30)**	**SW846 8082**
Aroclor 1260	**83**	**(21 - 140)**			**SW846 8082**
	96	**(21 - 140)**	**14**	**(0-30)**	**SW846 8082**

SURROGATE	PERCENT RECOVERY	RECOVERY LIMITS
Tetrachloro-m-xylene	96	(27 - 130)
	108	(27 - 130)
Decachlorobiphenyl	89	(10 - 127)
	99	(10 - 127)

NOTE(S):

Calculations are performed before rounding to avoid round-off errors in calculated results.

Bold print denotes control parameters

MATRIX SPIKE SAMPLE DATA REPORT

GC Semivolatiles

Client Lot #...: A0C040443 **Work Order #...:** LV9071AC-MS **Matrix.....:** WG
MS Lot-Sample #: A0C040443-010 LV9071AD-MSD
Date Sampled...: 03/03/10 11:10 **Date Received..:** 03/04/10
Prep Date.....: 03/04/10 **Analysis Date..:** 03/05/10
Prep Batch #...: 0063184
Dilution Factor: 2

PARAMETER	SAMPLE AMOUNT	SPIKE AMT	MEASRD AMOUNT	UNITS	PERCNT RECVRY	RPD	METHOD
Aroclor 1016	**ND**	**20**	**16**	**ug/L**	**81**		**SW846 8082**
	ND	**20**	**19**	**ug/L**	**94**	**15**	**SW846 8082**
Aroclor 1260	**ND**	**20**	**17**	**ug/L**	**83**		**SW846 8082**
	ND	**20**	**19**	**ug/L**	**96**	**14**	**SW846 8082**

SURROGATE	PERCENT RECOVERY	RECOVERY LIMITS
Tetrachloro-m-xylene	96	(27 - 130)
	108	(27 - 130)
Decachlorobiphenyl	89	(10 - 127)
	99	(10 - 127)

NOTE(S):

Calculations are performed before rounding to avoid round-off errors in calculated results.

Bold print denotes control parameters

ANALYTICAL REPORT

PROJECT NO. 17324

MTM SSOW# E180012

Lot #: A0C040474

Michael Richardson

Conestoga Rovers & Associates,
6520 Corporate Drive
Indianapolis, IN 46278

TESTAMERICA LABORATORIES, INC.

Approved for release.
Denise D. Heckler
Project Manager
3/10/2010 9:03 AM

Denise D. Heckler
Project Manager
denise.heckler@testamericainc.com

March 09, 2010

CASE NARRATIVE

A0C040474

The following report contains the analytical results for fourteen water samples submitted to TestAmerica North Canton by Conestoga-Rovers & Associates, Inc. from the MTM SSOW# E180012 Site, project number 17324. The samples were received March 04, 2010, according to documented sample acceptance procedures.

TestAmerica utilizes USEPA approved methods in all analytical work. The samples presented in this report were analyzed for the parameter(s) listed on the analytical methods summary page in accordance with the method(s) indicated. A summary of QC data for these analyses is included at the back of the report.

TestAmerica North Canton attests to the validity of the laboratory data generated by TestAmerica facilities reported herein. All analyses performed by TestAmerica facilities were done using established laboratory SOPs that incorporate QA/QC procedures described in the applicable methods. TestAmerica's operations groups have reviewed the data for compliance with the laboratory QA/QC plan, and data have been found to be compliant with laboratory protocols unless otherwise noted below.

The test results in this report meet all NELAP requirements for parameters for which accreditation is required or available. Any exceptions to NELAP requirements are noted in this report. Pursuant to NELAP, this report may not be reproduced, except in full, without the written approval of the laboratory.

All parameters were evaluated to the reporting limit.

Please refer to the Quality Control Elements Narrative following this case narrative for additional quality control information.

If you have any questions, please call the Project Manager, Denise D. Heckler, at 330-497-9396.

This report is sequentially paginated. The final page of the report is labeled as "END OF REPORT."

SUPPLEMENTAL QC INFORMATION

SAMPLE RECEIVING

The temperatures of the coolers upon sample receipt were 2.9, 3.9 and 4.3°C.

CASE NARRATIVE (continued)

METALS

The analytical results met the requirements of the laboratory's QA/QC program.

QUALITY CONTROL ELEMENTS NARRATIVE

TestAmerica conducts a quality assurance/quality control (QA/QC) program designed to provide scientifically valid and legally defensible data. Toward this end, several types of quality control indicators are incorporated into the QA/QC program, which is described in detail in QA Policy, QA-003. These indicators are introduced into the sample testing process to provide a mechanism for the assessment of the analytical data. Program or agency specific requirements take precedence over the requirements listed in this narrative.

QC BATCH

Environmental samples are taken through the testing process in groups called QUALITY CONTROL BATCHES (QC batches). A QC batch contains up to twenty environmental samples of a similar matrix (water, soil) that are processed using the same reagents and standards. TestAmerica North Canton requires that each environmental sample be associated with a QC batch.

Several quality control samples are included in each QC batch and are processed identically to the twenty environmental samples.

For SW846/RCRA methods, QC samples include a METHOD BLANK (MB), a LABORATORY CONTROL SAMPLE (LCS) and, where appropriate, a MATRIX SPIKE/MATRIX SPIKE DUPLICATE (MS/MSD) pair or a MATRIX SPIKE/SAMPLE DUPLICATE (MS/DU) pair. If there is insufficient sample to perform an MS/MSD or an MS/DU, then a LABORATORY CONTROL SAMPLE DUPLICATE (LCSD) is included in the QC batch.

For 600 series/CWA methods, QC samples include a METHOD BLANK (MB), a LABORATORY CONTROL SAMPLE (LCS) and, where appropriate, a MATRIX SPIKE (MS). An MS is prepared and analyzed at a 10% frequency for GC Methods and at a 5% frequency for GC/MS methods.

LABORATORY CONTROL SAMPLE

The Laboratory Control Sample is a QC sample that is created by adding known concentrations of a full or partial set of target analytes to a matrix similar to that of the environmental samples in the QC batch. Multi peak responders may not be included in the target spike list due to co-elution. The LCS analyte recovery results are used to monitor the analytical process and provide evidence that the laboratory is performing the method within acceptable guidelines. All control analytes indicated by a bold type in the LCS must meet acceptance criteria. Failure to meet the established recovery guidelines requires the repreparation and reanalysis of all samples in the QC batch. Comparison of only the failed parameters from the first batch are evaluated. The only exception to the rework requirement is that if the LCS recoveries are biased high and the associated sample is ND (non-detected) for the parameter(s) of interest, the batch is acceptable.

At times, a Laboratory Control Sample Duplicate (LCSD) is also included in the QC batch. An LCSD is a QC sample that is created and handled identically to the LCS. Analyte recovery data from the LCSD is assessed in the same way as that of the LCS. The LCSD recoveries, together with the LCS recoveries, are used to determine the reproducibility (precision) of the analytical system. Precision data are expressed as relative percent differences (RPDs). If the RPD fails for an LCS/LCSD and yet the recoveries are within acceptance criteria, the batch is still acceptable.

METHOD BLANK

The Method Blank is a QC sample consisting of all the reagents used in analyzing the environmental samples contained in the QC batch. Method Blank results are used to determine if interference or contamination in the analytical system could lead to the reporting of false positive data or elevated analyte concentrations. All target analytes must be below the reporting limits (RL) or the associated sample(s) must be ND except under the following circumstances:

- Common organic contaminants may be present at concentrations up to 5 times the reporting limits. Common metals contaminants may be present at concentrations up to 2 times the reporting limit, or the reported blank concentration must be twenty fold less than the concentration reported in the associated environmental samples. (See common laboratory contaminants listed in the table.)

Volatile (GC or GC/MS)	Semivolatile (GC/MS)	Metals ICP-MS	Metals ICP Trace
Methylene Chloride, Acetone, 2-Butanone	Phthalate Esters	Copper, Iron, Zinc, Lead, Calcium, Magnesium, Potassium, Sodium, Barium, Chromium, Manganese	Copper, Iron, Zinc, Lead

- Organic blanks will be accepted if compounds detected in the blank are present in the associated samples at levels 10 times the blank level. Inorganic blanks will be accepted if elements detected in the blank are present in the associated samples at 20 times the blank level.

- Blanks will be accepted if the compounds/elements detected are not present in any of the associated environmental samples.

Failure to meet these Method Blank criteria requires the repreparation and reanalysis of all samples in the QC batch.

MATRIX SPIKE/MATRIX SPIKE DUPLICATE

A Matrix Spike and a Matrix Spike Duplicate are a pair of environmental samples to which known concentrations of a full or partial set of target analytes are added. The MS/MSD results are determined in the same manner as the results of the environmental sample used to prepare the MS/MSD. The analyte recoveries and the relative percent differences (RPDs) of the recoveries are calculated and used to evaluate the effect of the sample matrix on the analytical results. Due to the potential variability of the matrix of each sample, the MS/MSD results may not have an immediate bearing on any samples except the one spiked; therefore, the associated batch MS/MSD may not reflect the same compounds as the samples contained in the analytical report. When these MS/MSD results fail to meet acceptance criteria, the data is evaluated. If the LCS is within acceptance criteria, the batch is considered acceptable.

For certain methods, a Matrix Spike/Sample Duplicate (MS/DU) may be included in the QC batch in place of the MS/MSD. For the parameters (i.e. pH, ignitability) where it is not possible to prepare a spiked sample, a Sample Duplicate may be included in the QC batch. However, a Sample Duplicate is less likely to provide usable precision statistics depending on the likelihood of finding concentrations below the standard reporting limit. When the Sample Duplicate result fails to meet acceptance criteria, the data is evaluated.

For certain methods (600 series methods/CWA), a Matrix Spike is required in place of a Matrix Spike/Matrix Spike Duplicate (MS/MSD) or Matrix Spike/Sample Duplicate (MS/DU).

The acceptance criteria do not apply to samples that are diluted.

SURROGATE COMPOUNDS

In addition to these batch-related QC indicators, each organic environmental and QC sample is spiked with surrogate compounds. Surrogates are organic chemicals that behave similarly to the analytes of interest and that are rarely present in the environment. Surrogate recoveries are used to monitor the individual performance of a sample in the analytical system.

If surrogate recoveries are biased high in the LCS, LCSD, or the Method Blank, and the associated sample(s) are ND, the batch is acceptable. Otherwise, if the LCS, LCSD, or Method Blank surrogate(s) fail to meet recovery criteria, the entire sample batch is reprepared and reanalyzed. If the surrogate recoveries are outside criteria for environmental samples, the samples will be reprepared and reanalyzed unless there is objective evidence of matrix interference or if the sample dilution is greater than the threshold outlined in the associated method SOP.

The acceptance criteria do not apply to samples that are diluted. All other surrogate recoveries will be reported.

For the GC/MS BNA methods, the surrogate criterion is that two of the three surrogates for each fraction must meet acceptance criteria. The third surrogate must have a recovery of ten percent or greater.

For the Pesticide and PCB methods, the surrogate criterion is that one of two surrogate compounds must meet acceptance criteria. The second surrogate must have a recovery of 10% or greater.

EXECUTIVE SUMMARY - Detection Highlights

A0C040474

PARAMETER	RESULT	REPORTING LIMIT	UNITS	ANALYTICAL METHOD
GW-17324-030210-GL-003 03/02/10 14:00 003				
Lead	179	15.0	ug/L	SW846 6010B
GW-17324-030210-GL-004 03/02/10 13:10 004				
Lead	15.1	15.0	ug/L	SW846 6010B
GW-17324-030310-GL-013 03/03/10 12:50 013				
Lead	16.2	15.0	ug/L	SW846 6010B

ANALYTICAL METHODS SUMMARY

A0C040474

PARAMETER	ANALYTICAL METHOD
Trace Inductively Coupled Plasma (ICP) Metals	SW846 6010B

References:

SW846 "Test Methods for Evaluating Solid Waste, Physical/Chemical Methods", Third Edition, November 1986 and its updates.

SAMPLE SUMMARY

A0C040474

WO #	SAMPLE#	CLIENT SAMPLE ID	SAMPLED DATE	SAMP TIME
LV952	001	GW-17324-030210-GL-001	03/02/10	12:10
LV96D	002	GW-17324-030210-GL-002	03/02/10	11:45
LV96F	003	GW-17324-030210-GL-003	03/02/10	14:00
LV96H	004	GW-17324-030210-GL-004	03/02/10	13:10
LV96K	005	GW-17324-030210-GL-005	03/02/10	17:15
LV96M	006	GW-17324-030210-GL-006	03/02/10	15:20
LV96N	007	GW-17324-030210-GL-007	03/02/10	15:25
LV96Q	008	GW-17324-030210-GL-008	03/02/10	16:55
LV96R	009	GW-17324-030310-GL-009	03/03/10	11:05
LV96X	010	GW-17324-030310-GL-010	03/03/10	11:10
LV961	011	GW-17324-030310-GL-011	03/03/10	12:45
LV963	012	GW-17324-030310-GL-012	03/03/10	13:50
LV964	013	GW-17324-030310-GL-013	03/03/10	12:50
LV965	014	GW-17324-030310-GL-014	03/03/10	15:55

NOTE(S):

- The analytical results of the samples listed above are presented on the following pages.
- All calculations are performed before rounding to avoid round-off errors in calculated results.
- Results noted as "ND" were not detected at or above the stated limit.
- This report must not be reproduced, except in full, without the written approval of the laboratory.
- Results for the following parameters are never reported on a dry weight basis: color, corrosivity, density, flashpoint, ignitability, layers, odor, paint filter test, pH, porosity pressure, reactivity, redox potential, specific gravity, spot tests, solids, solubility, temperature, viscosity, and weight.

Conestoga-Rovers & Associates, Inc.

Client Sample ID: GW-17324-030210-GL-001

TOTAL Metals

Lot-Sample #...: A0C040474-001 **Matrix.....:** WG
Date Sampled...: 03/02/10 12:10 **Date Received..:** 03/04/10

PARAMETER	RESULT	REPORTING LIMIT	UNITS	METHOD	PREPARATION-ANALYSIS DATE	WORK ORDER #
Prep Batch #...: 0064014						
Lead	ND	15.0	ug/L	SW846 6010B	03/05/10	LV9521AC
		Dilution Factor: 1				

Conestoga-Rovers & Associates, Inc.

Client Sample ID: GW-17324-030210-GL-001

DISSOLVED Metals

Lot-Sample #...: A0C040474-001 **Matrix.....:** WG
Date Sampled...: 03/02/10 12:10 **Date Received..:** 03/04/10

PARAMETER	RESULT	REPORTING LIMIT	UNITS	METHOD	PREPARATION-ANALYSIS DATE	WORK ORDER #
Prep Batch #...: 0064014						
Lead	ND	15.0	ug/L	SW846 6010B	03/05/10	LV9521AA
		Dilution Factor: 1				

Conestoga-Rovers & Associates, Inc.

Client Sample ID: GW-17324-030210-GL-002

TOTAL Metals

Lot-Sample #...: A0C040474-002 **Matrix.....:** WG
Date Sampled...: 03/02/10 11:45 **Date Received..:** 03/04/10

PARAMETER	RESULT	REPORTING LIMIT	UNITS	METHOD	PREPARATION-ANALYSIS DATE	WORK ORDER #
Prep Batch #...: 0064014						
Lead	ND	15.0	ug/L	SW846 6010B	03/05/10	LV96D1AC
		Dilution Factor: 1				

Conestoga-Rovers & Associates, Inc.

Client Sample ID: GW-17324-030210-GL-002

DISSOLVED Metals

Lot-Sample #...: A0C040474-002 **Matrix.....:** WG
Date Sampled...: 03/02/10 11:45 **Date Received..:** 03/04/10

PARAMETER	RESULT	REPORTING LIMIT	UNITS	METHOD	PREPARATION-ANALYSIS DATE	WORK ORDER #
Prep Batch #...: 0064014						
Lead	ND	15.0	ug/L	SW846 6010B	03/05/10	LV96D1AA
		Dilution Factor: 1				

Conestoga-Rovers & Associates, Inc.

Client Sample ID: GW-17324-030210-GL-003

TOTAL Metals

Lot-Sample #...: A0C040474-003 **Matrix.....:** WG
Date Sampled...: 03/02/10 14:00 **Date Received..:** 03/04/10

PARAMETER	RESULT	REPORTING LIMIT	UNITS	METHOD	PREPARATION-ANALYSIS DATE	WORK ORDER #
Prep Batch #...: 0064014						
Lead	**179**	**15.0**	**ug/L**	**SW846 6010B**	**03/05/10**	**LV96F1AC**
		Dilution Factor: 1				

Conestoga-Rovers & Associates, Inc.

Client Sample ID: GW-17324-030210-GL-003

DISSOLVED Metals

Lot-Sample #...: A0C040474-003 **Matrix.....:** WG
Date Sampled...: 03/02/10 14:00 **Date Received..:** 03/04/10

PARAMETER	RESULT	REPORTING LIMIT	UNITS	METHOD	PREPARATION-ANALYSIS DATE	WORK ORDER #
Prep Batch #...: 0064014						
Lead	ND	15.0	ug/L	SW846 6010B	03/05/10	LV96F1AA
		Dilution Factor: 1				

Conestoga-Rovers & Associates, Inc.

Client Sample ID: GW-17324-030210-GL-004

TOTAL Metals

Lot-Sample #...: A0C040474-004 **Matrix.....:** WG
Date Sampled...: 03/02/10 13:10 **Date Received..:** 03/04/10

PARAMETER	RESULT	REPORTING LIMIT	UNITS	METHOD	PREPARATION-ANALYSIS DATE	WORK ORDER #
Prep Batch #...: 0064014						
Lead	**15.1**	**15.0**	**ug/L**	**SW846 6010B**	**03/05/10**	**LV96H1AC**
		Dilution Factor: 1				

Conestoga-Rovers & Associates, Inc.

Client Sample ID: GW-17324-030210-GL-004

DISSOLVED Metals

Lot-Sample #...: A0C040474-004 **Matrix.....:** WG
Date Sampled...: 03/02/10 13:10 **Date Received..:** 03/04/10

PARAMETER	RESULT	REPORTING LIMIT	UNITS	METHOD	PREPARATION-ANALYSIS DATE	WORK ORDER #
Prep Batch #...: 0064014						
Lead	ND	15.0	ug/L	SW846 6010B	03/05/10	LV96H1AA
		Dilution Factor: 1				

Conestoga-Rovers & Associates, Inc.

Client Sample ID: GW-17324-030210-GL-005

TOTAL Metals

Lot-Sample #...: A0C040474-005 **Matrix.....:** WG
Date Sampled...: 03/02/10 17:15 **Date Received..:** 03/04/10

PARAMETER	RESULT	REPORTING LIMIT	UNITS	METHOD	PREPARATION-ANALYSIS DATE	WORK ORDER #
Prep Batch #...: 0064013						
Lead	ND	15.0	ug/L	SW846 6010B	03/05-03/08/10	LV96K1AC
		Dilution Factor: 1				

Conestoga-Rovers & Associates, Inc.

Client Sample ID: GW-17324-030210-GL-005

DISSOLVED Metals

Lot-Sample #...: A0C040474-005 **Matrix.....:** WG
Date Sampled...: 03/02/10 17:15 **Date Received..:** 03/04/10

PARAMETER	RESULT	REPORTING LIMIT	UNITS	METHOD	PREPARATION-ANALYSIS DATE	WORK ORDER #
Prep Batch #...: 0064013						
Lead	ND	15.0	ug/L	SW846 6010B	03/05-03/08/10	LV96K1AA
		Dilution Factor: 1				

Conestoga-Rovers & Associates, Inc.

Client Sample ID: GW-17324-030210-GL-006

TOTAL Metals

Lot-Sample #...: A0C040474-006 **Matrix.....:** WG
Date Sampled...: 03/02/10 15:20 **Date Received..:** 03/04/10

PARAMETER	RESULT	REPORTING LIMIT	UNITS	METHOD	PREPARATION-ANALYSIS DATE	WORK ORDER #
Prep Batch #...: 0064013						
Lead	ND	15.0	ug/L	SW846 6010B	03/05-03/08/10	LV96M1AC
		Dilution Factor: 1				

Conestoga-Rovers & Associates, Inc.

Client Sample ID: GW-17324-030210-GL-006

DISSOLVED Metals

Lot-Sample #...: A0C040474-006 **Matrix.....:** WG
Date Sampled...: 03/02/10 15:20 **Date Received..:** 03/04/10

PARAMETER	RESULT	REPORTING LIMIT	UNITS	METHOD	PREPARATION-ANALYSIS DATE	WORK ORDER #
Prep Batch #...: 0064013						
Lead	ND	15.0	ug/L	SW846 6010B	03/05-03/08/10	LV96M1AA
		Dilution Factor: 1				

Conestoga-Rovers & Associates, Inc.

Client Sample ID: GW-17324-030210-GL-007

TOTAL Metals

Lot-Sample #...: A0C040474-007 **Matrix.....:** WG
Date Sampled...: 03/02/10 15:25 **Date Received..:** 03/04/10

PARAMETER	RESULT	REPORTING LIMIT	UNITS	METHOD	PREPARATION-ANALYSIS DATE	WORK ORDER #
Prep Batch #...: 0064013						
Lead	ND	15.0	ug/L	SW846 6010B	03/05-03/08/10	LV96N1AC
		Dilution Factor: 1				

Conestoga-Rovers & Associates, Inc.

Client Sample ID: GW-17324-030210-GL-007

DISSOLVED Metals

Lot-Sample #...: A0C040474-007 **Matrix.....:** WG
Date Sampled...: 03/02/10 15:25 **Date Received..:** 03/04/10

PARAMETER	RESULT	REPORTING LIMIT	UNITS	METHOD	PREPARATION-ANALYSIS DATE	WORK ORDER #
Prep Batch #...: 0064013						
Lead	ND	15.0	ug/L	SW846 6010B	03/05-03/08/10	LV96N1AA
		Dilution Factor: 1				

Conestoga-Rovers & Associates, Inc.

Client Sample ID: GW-17324-030210-GL-008

TOTAL Metals

Lot-Sample #...: A0C040474-008 **Matrix.....:** WG
Date Sampled...: 03/02/10 16:55 **Date Received..:** 03/04/10

PARAMETER	RESULT	REPORTING LIMIT	UNITS	METHOD	PREPARATION-ANALYSIS DATE	WORK ORDER #
Prep Batch #...: 0064013						
Lead	ND	15.0	ug/L	SW846 6010B	03/05-03/08/10	LV96Q1AC
		Dilution Factor: 1				

Conestoga-Rovers & Associates, Inc.

Client Sample ID: GW-17324-030210-GL-008

DISSOLVED Metals

Lot-Sample #...: A0C040474-008 **Matrix.....:** WG
Date Sampled...: 03/02/10 16:55 **Date Received..:** 03/04/10

PARAMETER	RESULT	REPORTING LIMIT	UNITS	METHOD	PREPARATION-ANALYSIS DATE	WORK ORDER #
Prep Batch #...: 0064013						
Lead	ND	15.0	ug/L	SW846 6010B	03/05-03/08/10	LV96Q1AA
		Dilution Factor: 1				

Conestoga-Rovers & Associates, Inc.

Client Sample ID: GW-17324-030310-GL-009

TOTAL Metals

Lot-Sample #...: A0C040474-009 **Matrix.....:** WG
Date Sampled...: 03/03/10 11:05 **Date Received..:** 03/04/10

PARAMETER	RESULT	REPORTING LIMIT	UNITS	METHOD	PREPARATION-ANALYSIS DATE	WORK ORDER #
Prep Batch #...: 0064013						
Lead	ND	15.0	ug/L	SW846 6010B	03/05-03/08/10	LV96R1AC
		Dilution Factor: 1				

Conestoga-Rovers & Associates, Inc.

Client Sample ID: GW-17324-030310-GL-009

DISSOLVED Metals

Lot-Sample #...: A0C040474-009 **Matrix.....:** WG
Date Sampled...: 03/03/10 11:05 **Date Received..:** 03/04/10

PARAMETER	RESULT	REPORTING LIMIT	UNITS	METHOD	PREPARATION-ANALYSIS DATE	WORK ORDER #
Prep Batch #...: 0064013						
Lead	ND	15.0	ug/L	SW846 6010B	03/05-03/08/10	LV96R1AA
		Dilution Factor: 1				

Conestoga-Rovers & Associates, Inc.

Client Sample ID: GW-17324-030310-GL-010

TOTAL Metals

Lot-Sample #...: A0C040474-010 **Matrix.....:** WG
Date Sampled...: 03/03/10 11:10 **Date Received..:** 03/04/10

PARAMETER	RESULT	REPORTING LIMIT	UNITS	METHOD	PREPARATION-ANALYSIS DATE	WORK ORDER #
Prep Batch #...: 0064013						
Lead	ND	15.0	ug/L	SW846 6010B	03/05-03/08/10	LV96X1AE
		Dilution Factor: 1				

Conestoga-Rovers & Associates, Inc.

Client Sample ID: GW-17324-030310-GL-010

DISSOLVED Metals

Lot-Sample #...: A0C040474-010 **Matrix.....:** WG
Date Sampled...: 03/03/10 11:10 **Date Received..:** 03/04/10

PARAMETER	RESULT	REPORTING LIMIT	UNITS	METHOD	PREPARATION-ANALYSIS DATE	WORK ORDER #
Prep Batch #...: 0064013						
Lead	ND	15.0	ug/L	SW846 6010B	03/05-03/08/10	LV96X1AA
		Dilution Factor: 1				

Conestoga-Rovers & Associates, Inc.

Client Sample ID: GW-17324-030310-GL-011

TOTAL Metals

Lot-Sample #...: A0C040474-011 **Matrix.....:** WG
Date Sampled...: 03/03/10 12:45 **Date Received..:** 03/04/10

PARAMETER	RESULT	REPORTING LIMIT	UNITS	METHOD	PREPARATION-ANALYSIS DATE	WORK ORDER #
Prep Batch #...: 0064013						
Lead	ND	15.0	ug/L	SW846 6010B	03/05-03/08/10	LV9611AC
		Dilution Factor: 1				

Conestoga-Rovers & Associates, Inc.

Client Sample ID: GW-17324-030310-GL-011

DISSOLVED Metals

Lot-Sample #...: A0C040474-011 **Matrix.....:** WG
Date Sampled...: 03/03/10 12:45 **Date Received..:** 03/04/10

PARAMETER	RESULT	REPORTING LIMIT	UNITS	METHOD	PREPARATION-ANALYSIS DATE	WORK ORDER #
Prep Batch #...: 0064013						
Lead	ND	15.0	ug/L	SW846 6010B	03/05-03/08/10	LV9611AA
		Dilution Factor: 1				

Conestoga-Rovers & Associates, Inc.

Client Sample ID: GW-17324-030310-GL-012

TOTAL Metals

Lot-Sample #...: A0C040474-012 **Matrix.....:** WG
Date Sampled...: 03/03/10 13:50 **Date Received..:** 03/04/10

PARAMETER	RESULT	REPORTING LIMIT	UNITS	METHOD	PREPARATION-ANALYSIS DATE	WORK ORDER #
Prep Batch #...: 0064013						
Lead	ND	15.0	ug/L	SW846 6010B	03/05-03/08/10	LV9631AC
		Dilution Factor: 1				

Conestoga-Rovers & Associates, Inc.

Client Sample ID: GW-17324-030310-GL-012

DISSOLVED Metals

Lot-Sample #...: A0C040474-012 **Matrix.....:** WG
Date Sampled...: 03/03/10 13:50 **Date Received..:** 03/04/10

PARAMETER	RESULT	REPORTING LIMIT	UNITS	METHOD	PREPARATION-ANALYSIS DATE	WORK ORDER #
Prep Batch #...: 0064013						
Lead	ND	15.0	ug/L	SW846 6010B	03/05-03/08/10	LV9631AA
		Dilution Factor: 1				

Conestoga-Rovers & Associates, Inc.

Client Sample ID: GW-17324-030310-GL-013

TOTAL Metals

Lot-Sample #...: A0C040474-013 **Matrix.....:** WG
Date Sampled...: 03/03/10 12:50 **Date Received..:** 03/04/10

PARAMETER	RESULT	REPORTING LIMIT	UNITS	METHOD	PREPARATION-ANALYSIS DATE	WORK ORDER #
Prep Batch #...: 0064013						
Lead	**16.2**	**15.0**	**ug/L**	**SW846 6010B**	**03/05-03/08/10**	**LV9641AC**
		Dilution Factor: 1				

Conestoga-Rovers & Associates, Inc.

Client Sample ID: GW-17324-030310-GL-013

DISSOLVED Metals

Lot-Sample #...: A0C040474-013 **Matrix.....:** WG
Date Sampled...: 03/03/10 12:50 **Date Received..:** 03/04/10

PARAMETER	RESULT	REPORTING LIMIT	UNITS	METHOD	PREPARATION-ANALYSIS DATE	WORK ORDER #
Prep Batch #...: 0064013						
Lead	ND	15.0	ug/L	SW846 6010B	03/05-03/08/10	LV9641AA
		Dilution Factor: 1				

Conestoga-Rovers & Associates, Inc.

Client Sample ID: GW-17324-030310-GL-014

TOTAL Metals

Lot-Sample #...: A0C040474-014 **Matrix.....:** WG
Date Sampled...: 03/03/10 15:55 **Date Received..:** 03/04/10

PARAMETER	RESULT	REPORTING LIMIT	UNITS	METHOD	PREPARATION-ANALYSIS DATE	WORK ORDER #
Prep Batch #...: 0064013						
Lead	ND	15.0	ug/L	SW846 6010B	03/05-03/08/10	LV9651AC
		Dilution Factor: 1				

Conestoga-Rovers & Associates, Inc.

Client Sample ID: GW-17324-030310-GL-014

DISSOLVED Metals

Lot-Sample #...: A0C040474-014 **Matrix.....:** WG
Date Sampled...: 03/03/10 15:55 **Date Received..:** 03/04/10

PARAMETER	RESULT	REPORTING LIMIT	UNITS	METHOD	PREPARATION-ANALYSIS DATE	WORK ORDER #
Prep Batch #...: 0064013						
Lead	ND	15.0	ug/L	SW846 6010B	03/05-03/08/10	LV9651AA
		Dilution Factor: 1				

TestAmerica
THE LEADER IN ENVIRONMENTAL TESTING

QUALITY CONTROL SECTION

METHOD BLANK REPORT

TOTAL Metals

Client Lot #...: A0C040474 **Matrix.....:** WATER

PARAMETER	RESULT	REPORTING LIMIT	UNITS	METHOD	PREPARATION-ANALYSIS DATE	WORK ORDER #
MB Lot-Sample #: A0C050000-013 **Prep Batch #...:** 0064013						
Lead	ND	15.0	ug/L	SW846 6010B	03/05-03/08/10	LWAXJ1AC
		Dilution Factor: 1				
MB Lot-Sample #: A0C050000-014 **Prep Batch #...:** 0064014						
Lead	ND	15.0	ug/L	SW846 6010B	03/05/10	LWAXL1AT
		Dilution Factor: 1				

NOTE(S):

Calculations are performed before rounding to avoid round-off errors in calculated results.

METHOD BLANK REPORT

DISSOLVED Metals

Client Lot #...: A0C040474 **Matrix.....:** WATER

PARAMETER	RESULT	REPORTING LIMIT	UNITS	METHOD	PREPARATION-ANALYSIS DATE	WORK ORDER #
MB Lot-Sample #: A0C050000-013 **Prep Batch #...:** 0064013						
Lead	ND	15.0	ug/L	SW846 6010B	03/05-03/08/10	LWAXJ1AA
		Dilution Factor: 1				
MB Lot-Sample #: A0C050000-014 **Prep Batch #...:** 0064014						
Lead	ND	15.0	ug/L	SW846 6010B	03/05/10	LWAXL1AR
		Dilution Factor: 1				

NOTE(S):

Calculations are performed before rounding to avoid round-off errors in calculated results.

LABORATORY CONTROL SAMPLE EVALUATION REPORT

TOTAL Metals

Client Lot #...: A0C040474 **Matrix.....:** WATER

PARAMETER	PERCENT RECOVERY	RECOVERY LIMITS	METHOD	PREPARATION-ANALYSIS DATE	WORK ORDER #
LCS Lot-Sample#: A0C050000-013 **Prep Batch #...:** 0064013					
Lead	99	(85 - 115)	SW846 6010B	03/05-03/08/10	LWAXJ1AE
		Dilution Factor: 1			
LCS Lot-Sample#: A0C050000-014 **Prep Batch #...:** 0064014					
Lead	102	(85 - 115)	SW846 6010B	03/05/10	LWAXL1AW
		Dilution Factor: 1			

NOTE(S):

Calculations are performed before rounding to avoid round-off errors in calculated results.

LABORATORY CONTROL SAMPLE DATA REPORT

TOTAL Metals

Client Lot #...: A0C040474 **Matrix.....:** WATER

PARAMETER	SPIKE AMOUNT	MEASURED AMOUNT	UNITS	PERCNT RECVRY	METHOD	PREPARATION-ANALYSIS DATE	WORK ORDER #
LCS Lot-Sample#: A0C050000-013 **Prep Batch #...:** 0064013							
Lead	500	494	ug/L	99	SW846 6010B	03/05-03/08/10	LWAXJ1AE
		Dilution Factor: 1					
LCS Lot-Sample#: A0C050000-014 **Prep Batch #...:** 0064014							
Lead	500	510	ug/L	102	SW846 6010B	03/05/10	LWAXL1AW
		Dilution Factor: 1					

NOTE(S):

Calculations are performed before rounding to avoid round-off errors in calculated results.

LABORATORY CONTROL SAMPLE EVALUATION REPORT

DISSOLVED Metals

Client Lot #...: A0C040474 **Matrix.....:** WATER

PARAMETER	PERCENT RECOVERY	RECOVERY LIMITS	METHOD	PREPARATION-ANALYSIS DATE	WORK ORDER #
LCS Lot-Sample#: A0C050000-013 **Prep Batch #...:** 0064013					
Lead	99	(85 - 115)	SW846 6010B	03/05-03/08/10	LWAXJ1AD
		Dilution Factor: 1			
LCS Lot-Sample#: A0C050000-014 **Prep Batch #...:** 0064014					
Lead	102	(85 - 115)	SW846 6010B	03/05/10	LWAXL1AV
		Dilution Factor: 1			

NOTE(S):

Calculations are performed before rounding to avoid round-off errors in calculated results.

LABORATORY CONTROL SAMPLE DATA REPORT

DISSOLVED Metals

Client Lot #...: A0C040474 **Matrix.....:** WATER

PARAMETER	SPIKE AMOUNT	MEASURED AMOUNT	UNITS	PERCNT RECVRY	METHOD	PREPARATION-ANALYSIS DATE	WORK ORDER #
LCS Lot-Sample#: A0C050000-013 **Prep Batch #...:** 0064013							
Lead	500	494	ug/L	99	SW846 6010B	03/05-03/08/10	LWAXJ1AD
		Dilution Factor: 1					
LCS Lot-Sample#: A0C050000-014 **Prep Batch #...:** 0064014							
Lead	500	510	ug/L	102	SW846 6010B	03/05/10	LWAXL1AV
		Dilution Factor: 1					

NOTE(S):

Calculations are performed before rounding to avoid round-off errors in calculated results.

MATRIX SPIKE SAMPLE EVALUATION REPORT

TOTAL Metals

Client Lot #...: A0C040474 **Matrix.....:** WG
Date Sampled...: 03/03/10 11:10 **Date Received..:** 03/04/10

PARAMETER	PERCENT RECOVERY	RECOVERY LIMITS	RPD	RPD LIMITS	METHOD	PREPARATION-ANALYSIS DATE	WORK ORDER #
MS Lot-Sample #: A0C040474-010 **Prep Batch #...:** 0064013							
Lead	107	(75 - 125)			SW846 6010B	03/05-03/08/10	LV96X1AF
	99	(75 - 125)	7.3	(0-20)	SW846 6010B	03/05-03/08/10	LV96X1AG

Dilution Factor: 1

NOTE(S):

Calculations are performed before rounding to avoid round-off errors in calculated results.

MATRIX SPIKE SAMPLE DATA REPORT

TOTAL Metals

Client Lot #...: A0C040474 **Matrix.....:** WG
Date Sampled...: 03/03/10 11:10 **Date Received..:** 03/04/10

PARAMETER	SAMPLE AMOUNT	SPIKE AMT	MEASRD AMOUNT	UNITS	PERCNT RECVRY	RPD	METHOD	PREPARATION-ANALYSIS DATE	WORK ORDER #
MS Lot-Sample #: A0C040474-010 **Prep Batch #...:** 0064013									
Lead									
	ND	500	535	ug/L	107		SW846 6010B	03/05-03/08/10	LV96X1AF
	ND	500	497	ug/L	99	7.3	SW846 6010B	03/05-03/08/10	LV96X1AG

Dilution Factor: 1

NOTE(S):

Calculations are performed before rounding to avoid round-off errors in calculated results.

MATRIX SPIKE SAMPLE EVALUATION REPORT

DISSOLVED Metals

Client Lot #...: A0C040474 **Matrix.....:** WG
Date Sampled...: 03/03/10 11:10 **Date Received..:** 03/04/10

PARAMETER	PERCENT RECOVERY	RECOVERY LIMITS	RPD	RPD LIMITS	METHOD	PREPARATION-ANALYSIS DATE	WORK ORDER #
MS Lot-Sample #: A0C040474-010 **Prep Batch #...:** 0064013							
Lead	107	(75 - 125)			SW846 6010B	03/05-03/08/10	LV96X1AC
	107	(75 - 125)	0.05	(0-20)	SW846 6010B	03/05-03/08/10	LV96X1AD
		Dilution Factor: 1					

NOTE(S):

Calculations are performed before rounding to avoid round-off errors in calculated results.

MATRIX SPIKE SAMPLE DATA REPORT

DISSOLVED Metals

Client Lot #...: A0C040474 **Matrix.....:** WG
Date Sampled...: 03/03/10 11:10 **Date Received..:** 03/04/10

PARAMETER	SAMPLE AMOUNT	SPIKE AMT	MEASRD AMOUNT	UNITS	PERCNT RECVRY	RPD	METHOD	PREPARATION-ANALYSIS DATE	WORK ORDER #
MS Lot-Sample #: A0C040474-010 **Prep Batch #...:** 0064013									
Lead									
	ND	500	537	ug/L	107		SW846 6010B	03/05-03/08/10	LV96X1AC
	ND	500	537	ug/L	107	0.05	SW846 6010B	03/05-03/08/10	LV96X1AD

Dilution Factor: 1

NOTE(S):

Calculations are performed before rounding to avoid round-off errors in calculated results.

MATRIX SPIKE SAMPLE EVALUATION REPORT

DISSOLVED Metals

Client Lot #...: A0C040474 **Matrix.....:** WATER
Date Sampled...: 03/04/10 10:44 **Date Received..:** 03/04/10

PARAMETER	PERCENT RECOVERY	RECOVERY LIMITS	RPD	RPD LIMITS	METHOD	PREPARATION-ANALYSIS DATE	WORK ORDER #
MS Lot-Sample #: A0C040472-001 **Prep Batch #...:** 0064014							
Lead	109	(75 - 125)			SW846 6010B	03/05-03/08/10	LV95T1A8
	103	(75 - 125)	5.9	(0-20)	SW846 6010B	03/05-03/08/10	LV95T1A9
		Dilution Factor: 1					

NOTE(S):

Calculations are performed before rounding to avoid round-off errors in calculated results.

MATRIX SPIKE SAMPLE DATA REPORT

DISSOLVED Metals

Client Lot #...: A0C040474 **Matrix.....:** WATER
Date Sampled...: 03/04/10 10:44 **Date Received..:** 03/04/10

PARAMETER	SAMPLE AMOUNT	SPIKE AMT	MEASRD AMOUNT	UNITS	PERCNT RECVRY	RPD	METHOD	PREPARATION-ANALYSIS DATE	WORK ORDER #
MS Lot-Sample #: A0C040472-001 **Prep Batch #...:** 0064014									
Lead									
	ND	500	540	ug/L	109		SW846 6010B	03/05-03/08/10	LV95T1A8
	ND	500	510	ug/L	103	5.9	SW846 6010B	03/05-03/08/10	LV95T1A9

Dilution Factor: 1

NOTE(S):

Calculations are performed before rounding to avoid round-off errors in calculated results.

CHAIN OF CUSTODY RECORD

3 COOLERS (#4106, D120, C180)

CONESTOGA-ROVERS & ASSOCIATES
9033 MERIDIAN WAY
WEST CHESTER, OH 45069

SHIPPED TO (Laboratory Name): TEST AMERICA NORTH CANTON

REFERENCE NUMBER: 17324
SSOW REF - EIB0012

SAMPLER'S SIGNATURE: _____ PRINTED NAME: GREGORY LEWIS

SEQ. No.	DATE	TIME	SAMPLE No.	SAMPLE TYPE	No. of Containers	PARAMETERS: TOTAL LEAD	DISS. LEAD	REMARKS
	3/2/10	1210	GW-17324-030210-GL-001	H_2O	2	X	X	CRA CONTACT:
		1145	002		2	X	X	
		1400	003		2	X	X	MIKE RICHARDSON
		1310	004		2	X	X	
		1715	005		2	X	X	
		1520	006		2	X	X	
		1525	007		2	X	X	
		1655	008		2	X	X	
	3/3/10	1105	GW-17324-030310-GL-009	H_2O	2	X	X	
		1110	010		4	X	X	MS/MSD
		1245	011		2	X	X	
		1350	012		2	X	X	
		1250	013		2	X	X	
		1555	014		2	X	X	* HOLD ANALYSIS * PER MIKE RICHARDSON

TOTAL NUMBER OF CONTAINERS: 30

HEALTH/CHEMICAL HAZARDS:

RELINQUISHED BY: ① _____	DATE: 3/3/10 TIME: 1830	RECEIVED BY: ① _____	DATE: TIME:
RELINQUISHED BY: ② _____	DATE: TIME:	RECEIVED BY: ② _____	DATE: TIME:
RELINQUISHED BY: ③ _____	DATE: TIME:	RECEIVED BY: ③ _____	DATE: TIME:

METHOD OF SHIPMENT: FED EX PRIORITY

WAY BILL No. 8712-6870-9161

White —Fully Executed Copy
Yellow —Receiving Laboratory Copy
Pink —Shipper Copy
Goldenrod —Sampler Copy

SAMPLE TEAM: G. LEWIS, D. NEWTON

RECEIVED FOR LABORATORY BY: _____ DATE: 3/4/10 TIME: 915

Nº CRA 18515

1001 (D) APR 28/97(NF) REV. 0 (F-15)

TestAmerica Cooler Receipt Form/Narrative
North Canton Facility

Lot Number: AOC040474

Client CRA Project _____ By: Che Lingal (Signature)

Cooler Received on 3/4/10 Opened on 3/4/10

FedEx ☒ UPS ☐ DHL ☐ FAS ☐ Stetson ☐ Client Drop Off ☐ TestAmerica Courier ☐ Other _____

TestAmerica Cooler # _____ Multiple Coolers ☒ Foam Box ☐ Client Cooler ☐ Other _____

1. Were custody seals on the outside of the cooler(s)? Yes ☒ No ☐ Intact? Yes ☒ No ☐ NA ☐
   If YES, Quantity 3 Quantity Unsalvageable _____
   Were custody seals on the outside of cooler(s) signed and dated? Yes ☒ No ☐ NA ☐
   Were custody seals on the bottle(s)? Yes ☐ No ☒
   If YES, are there any exceptions? _____
2. Shippers' packing slip attached to the cooler(s)? Yes ☒ No ☐
3. Did custody papers accompany the sample(s)? Yes ☒ No ☐ Relinquished by client? Yes ☒ No ☐
4. Were the custody papers signed in the appropriate place? Yes ☒ No ☐
5. Packing material used: Bubble Wrap ☒ Foam ☐ None ☐ Other _____
6. Cooler temperature upon receipt _____ °C See back of form for multiple coolers/temps ☒
   METHOD: IR ☒ Other ☐ _____
   COOLANT: Wet Ice ☒ Blue Ice ☐ Dry Ice ☐ Water ☐ None ☐
7. Did all bottles arrive in good condition (Unbroken)? Yes ☒ No ☐
8. Could all bottle labels be reconciled with the COC? Yes ☒ No ☐
9. Were sample(s) at the correct pH upon receipt? Yes ☒ No ☐ NA ☐
10. Were correct bottle(s) used for the test(s) indicated? Yes ☒ No ☐
11. Were air bubbles >6 mm in any VOA vials? Yes ☐ No ☐ NA ☒
12. Sufficient quantity received to perform indicated analyses? Yes ☒ No ☐
13. Was a trip blank present in the cooler(s)? Yes ☐ No ☒ Were VOAs on the COC? Yes ☐ No ☒

Contacted PM _____ Date _____ by _____ via Verbal ☐ Voice Mail ☐ Other ☐

Concerning _____

14. CHAIN OF CUSTODY

The following discrepancies occurred:

15. SAMPLE CONDITION

Sample(s) _____ were received after the recommended holding time had expired.

Sample(s) _____ were received in a broken container.

Sample(s) _____ were received with bubble >6 mm in diameter. (Notify PM)

16. SAMPLE PRESERVATION

Sample(s) _____ were further preserved in Sample Receiving to meet recommended pH level(s). *Nitric Acid Lot#* 121709-HNO_3; *Sulfuric Acid Lot#* 082509-H_2SO_4; *Sodium Hydroxide Lot#* 100108 -*NaOH; Hydrochloric Acid Lot#* 092006-*HCl; Sodium Hydroxide and Zinc Acetate Lot#* 100108-$(CH_3COO)_2ZN/NaOH$. What time was preservative added to sample(s)? _____

Client ID	pH	Date	Initials
001	<2 <2	3-4-10	CSL
002	<2 <2		
003	<2 <2		
004	<2 <2		
005	<2 <2		
006	<2 <2		
007	<2 <2		
008	<2 <2		

TestAmerica Cooler Receipt Form/Narrative
North Canton Facility

Client ID	pH	Date	Initials
009	<2 <2	3-4-10	CSL
010	<2 <2	"	"
011	<2 <2	"	"
012	<2 <2	"	"
013	<2 <2	"	"
014	<2 <2	"	"

Cooler #	Temp. °C	Method	Coolant
C180	3.9	IR	Ice
4106	4.3	"	"
D120	2.9	"	"

Discrepancies Cont'd:

TestAmerica
THE LEADER IN ENVIRONMENTAL TESTING

END OF REPORT

APPENDIX B.5

ANALYTICAL REPORT AND DATA VALIDATION MEMORANDUM – AOI 36

TestAmerica
THE LEADER IN ENVIRONMENTAL TESTING

ANALYTICAL REPORT

PROJECT NO. 017324-T02

MUNCIE TRANSMISSION

Lot #: A1A170411

Michael Richardson

Conestoga Rovers & Associates,
6520 Corporate Drive
Indianapolis, IN 46278

TESTAMERICA LABORATORIES, INC.

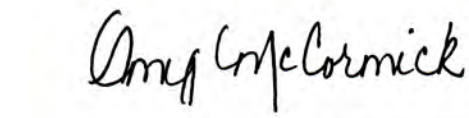

Approved for release.
Amy McCormick
Project Manager
1/21/2011 4:19 PM

Amy L. McCormick
Project Manager
amy.mccormick@testamericainc.com

January 21, 2011

CASE NARRATIVE

A1A170411

The following report contains the analytical results for six water samples and one quality control sample submitted to TestAmerica North Canton by Conestoga-Rovers & Associates, Inc. from the MUNCIE TRANSMISSION Site, project number 017324-T02. The samples were received January 15, 2011, according to documented sample acceptance procedures.

TestAmerica utilizes USEPA approved methods in all analytical work. The samples presented in this report were analyzed for the parameter(s) listed on the analytical methods summary page in accordance with the method(s) indicated. Preliminary results were provided to Michael Richardson on January 20, 2011. A summary of QC data for these analyses is included at the back of the report.

TestAmerica North Canton attests to the validity of the laboratory data generated by TestAmerica facilities reported herein. All analyses performed by TestAmerica facilities were done using established laboratory SOPs that incorporate QA/QC procedures described in the applicable methods. TestAmerica's operations groups have reviewed the data for compliance with the laboratory QA/QC plan, and data have been found to be compliant with laboratory protocols unless otherwise noted below.

The test results in this report meet all NELAP requirements for parameters for which accreditation is required or available. Any exceptions to NELAP requirements are noted in this report. Pursuant to NELAP, this report may not be reproduced, except in full, without the written approval of the laboratory. This laboratory report is confidential and is intended for the sole use of TestAmerica and its client.

All parameters were evaluated to the reporting limit.

Please refer to the Quality Control Elements Narrative following this case narrative for additional quality control information.

If you have any questions, please call the Project Manager, Amy L. McCormick, at 330-497-9396.

This report is sequentially paginated. The final page of the report is labeled as "END OF REPORT."

CASE NARRATIVE (continued)

SUPPLEMENTAL QC INFORMATION

SAMPLE RECEIVING

The temperature of the cooler upon sample receipt was 3.1°C.

GC/MS VOLATILES

The analytical results met the requirements of the laboratory's QA/QC program.

QUALITY CONTROL ELEMENTS NARRATIVE

TestAmerica conducts a quality assurance/quality control (QA/QC) program designed to provide scientifically valid and legally defensible data. Toward this end, several types of quality control indicators are incorporated into the QA/QC program, which is described in detail in QA Policy, QA-003. These indicators are introduced into the sample testing process to provide a mechanism for the assessment of the analytical data. Program or agency specific requirements take precedence over the requirements listed in this narrative.

QC BATCH

Environmental samples are taken through the testing process in groups called QUALITY CONTROL BATCHES (QC batches). A QC batch contains up to twenty environmental samples of a similar matrix (water, soil) that are processed using the same reagents and standards. TestAmerica North Canton requires that each environmental sample be associated with a QC batch.

Several quality control samples are included in each QC batch and are processed identically to the twenty environmental samples.

For SW846/RCRA methods, QC samples include a METHOD BLANK (MB), a LABORATORY CONTROL SAMPLE (LCS) and, where appropriate, a MATRIX SPIKE/MATRIX SPIKE DUPLICATE (MS/MSD) pair or a MATRIX SPIKE/SAMPLE DUPLICATE (MS/DU) pair. If there is insufficient sample to perform an MS/MSD or an MS/DU, then a LABORATORY CONTROL SAMPLE DUPLICATE (LCSD) is included in the QC batch.

For 600 series/CWA methods, QC samples include a METHOD BLANK (MB), a LABORATORY CONTROL SAMPLE (LCS) and, where appropriate, a MATRIX SPIKE (MS). An MS is prepared and analyzed at a 10% frequency for GC Methods and at a 5% frequency for GC/MS methods.

LABORATORY CONTROL SAMPLE

The Laboratory Control Sample is a QC sample that is created by adding known concentrations of a full or partial set of target analytes to a matrix similar to that of the environmental samples in the QC batch. Multi peak responders may not be included in the target spike list due to co-elution. The LCS analyte recovery results are used to monitor the analytical process and provide evidence that the laboratory is performing the method within acceptable guidelines. All control analytes indicated by a bold type in the LCS must meet acceptance criteria. Failure to meet the established recovery guidelines requires the repreparation and reanalysis of all samples in the QC batch. Comparison of only the failed parameters from the first batch are evaluated. The only exception to the rework requirement is that if the LCS recoveries are biased high and the associated sample is ND (non-detected) for the parameter(s) of interest, the batch is acceptable.

At times, a Laboratory Control Sample Duplicate (LCSD) is also included in the QC batch. An LCSD is a QC sample that is created and handled identically to the LCS. Analyte recovery data from the LCSD is assessed in the same way as that of the LCS. The LCSD recoveries, together with the LCS recoveries, are used to determine the reproducibility (precision) of the analytical system. Precision data are expressed as relative percent differences (RPDs). If the RPD fails for an LCS/LCSD and yet the recoveries are within acceptance criteria, the batch is still acceptable.

METHOD BLANK

The Method Blank is a QC sample consisting of all the reagents used in analyzing the environmental samples contained in the QC batch. Method Blank results are used to determine if interference or contamination in the analytical system could lead to the reporting of false positive data or elevated analyte concentrations. All target analytes must be below the reporting limits (RL) or the associated sample(s) must be ND except under the following circumstances:

- Common organic contaminants may be present at concentrations up to 5 times the reporting limits. Common metals contaminants may be present at concentrations up to 2 times the reporting limit, or the reported blank concentration must be twenty fold less than the concentration reported in the associated environmental samples. (See common laboratory contaminants listed in the table.)

Volatile (GC or GC/MS)	Semivolatile (GC/MS)	Metals ICP-MS	Metals ICP Trace
Methylene Chloride, Acetone, 2-Butanone	Phthalate Esters	Copper, Iron, Zinc, Lead, Calcium, Magnesium, Potassium, Sodium, Barium, Chromium, Manganese	Copper, Iron, Zinc, Lead

- Organic blanks will be accepted if compounds detected in the blank are present in the associated samples at levels 10 times the blank level. Inorganic blanks will be accepted if elements detected in the blank are present in the associated samples at 20 times the blank level.

- Blanks will be accepted if the compounds/elements detected are not present in any of the associated environmental samples.

Failure to meet these Method Blank criteria requires the repreparation and reanalysis of all samples in the QC batch.

MATRIX SPIKE/MATRIX SPIKE DUPLICATE

A Matrix Spike and a Matrix Spike Duplicate are a pair of environmental samples to which known concentrations of a full or partial set of target analytes are added. The MS/MSD results are determined in the same manner as the results of the environmental sample used to prepare the MS/MSD. The analyte recoveries and the relative percent differences (RPDs) of the recoveries are calculated and used to evaluate the effect of the sample matrix on the analytical results. Due to the potential variability of the matrix of each sample, the MS/MSD results may not have an immediate bearing on any samples except the one spiked; therefore, the associated batch MS/MSD may not reflect the same compounds as the samples contained in the analytical report. When these MS/MSD results fail to meet acceptance criteria, the data is evaluated. If the LCS is within acceptance criteria, the batch is considered acceptable.

For certain methods, a Matrix Spike/Sample Duplicate (MS/DU) may be included in the QC batch in place of the MS/MSD. For the parameters (i.e. pH, ignitability) where it is not possible to prepare a spiked sample, a Sample Duplicate may be included in the QC batch. However, a Sample Duplicate is less likely to provide usable precision statistics depending on the likelihood of finding concentrations below the standard reporting limit. When the Sample Duplicate result fails to meet acceptance criteria, the data is evaluated.

For certain methods (600 series methods/CWA), a Matrix Spike is required in place of a Matrix Spike/Matrix Spike Duplicate (MS/MSD) or Matrix Spike/Sample Duplicate (MS/DU).

The acceptance criteria do not apply to samples that are diluted.

SURROGATE COMPOUNDS

In addition to these batch-related QC indicators, each organic environmental and QC sample is spiked with surrogate compounds. Surrogates are organic chemicals that behave similarly to the analytes of interest and that are rarely present in the environment. Surrogate recoveries are used to monitor the individual performance of a sample in the analytical system.

If surrogate recoveries are biased high in the LCS, LCSD, or the Method Blank, and the associated sample(s) are ND, the batch is acceptable. Otherwise, if the LCS, LCSD, or Method Blank surrogate(s) fail to meet recovery criteria, the entire sample batch is reprepared and reanalyzed. If the surrogate recoveries are outside criteria for environmental samples, the samples will be reprepared and reanalyzed unless there is objective evidence of matrix interference or if the sample dilution is greater than the threshold outlined in the associated method SOP.

The acceptance criteria do not apply to samples that are diluted. All other surrogate recoveries will be reported.

For the GC/MS BNA methods, the surrogate criterion is that two of the three surrogates for each fraction must meet acceptance criteria. The third surrogate must have a recovery of ten percent or greater.

For the Pesticide and PCB methods, the surrogate criterion is that one of two surrogate compounds must meet acceptance criteria. The second surrogate must have a recovery of 10% or greater.

EXECUTIVE SUMMARY - Detection Highlights

A1A170411

PARAMETER	RESULT	REPORTING LIMIT	UNITS	ANALYTICAL METHOD
GW-017324-011411-TP-001 01/14/11 10:07 001				
cis-1,2-Dichloroethene	2.4	1.0	ug/L	SW846 8260B
trans-1,2-Dichloroethene	2.2	1.0	ug/L	SW846 8260B
Trichloroethene	27	1.0	ug/L	SW846 8260B
GW-017324-011411-TP-002 01/14/11 10:10 002				
cis-1,2-Dichloroethene	2.5	1.0	ug/L	SW846 8260B
trans-1,2-Dichloroethene	2.4	1.0	ug/L	SW846 8260B
Trichloroethene	28	1.0	ug/L	SW846 8260B
GW-017324-011411-TP-003 01/14/11 11:43 004				
Chloroform	1.4	1.0	ug/L	SW846 8260B
cis-1,2-Dichloroethene	7.0	1.0	ug/L	SW846 8260B
GW-017324-011411-TP-006 01/14/11 15:30 006				
cis-1,2-Dichloroethene	1.3	1.0	ug/L	SW846 8260B

ANALYTICAL METHODS SUMMARY

A1A170411

PARAMETER	ANALYTICAL METHOD
Volatile Organics by GC/MS	SW846 8260B

References:

SW846 "Test Methods for Evaluating Solid Waste, Physical/Chemical Methods", Third Edition, November 1986 and its updates.

SAMPLE SUMMARY

A1A170411

WO #	SAMPLE#	CLIENT SAMPLE ID	SAMPLED DATE	SAMP TIME
MDDM5	001	GW-017324-011411-TP-001	01/14/11	10:07
MDDM9	002	GW-017324-011411-TP-002	01/14/11	10:10
MDDNA	003	TB-017324-011411-TP-001	01/14/11	10:15
MDDNC	004	GW-017324-011411-TP-003	01/14/11	11:43
MDDND	005	GW-017324-011411-TP-005	01/14/11	14:03
MDDNF	006	GW-017324-011411-TP-006	01/14/11	15:30
MDDVE	007	GW-017324-011411-TP-004	01/14/11	12:57

NOTE(S):

- The analytical results of the samples listed above are presented on the following pages.
- All calculations are performed before rounding to avoid round-off errors in calculated results.
- Results noted as "ND" were not detected at or above the stated limit.
- This report must not be reproduced, except in full, without the written approval of the laboratory.
- Results for the following parameters are never reported on a dry weight basis: color, corrosivity, density, flashpoint, ignitability, layers, odor, paint filter test, pH, porosity pressure, reactivity, redox potential, specific gravity, spot tests, solids, solubility, temperature, viscosity, and weight.

Conestoga-Rovers & Associates, Inc.

Client Sample ID: GW-017324-011411-TP-001

GC/MS Volatiles

Lot-Sample #...: A1A170411-001 **Work Order #...:** MDDM51AA **Matrix.....:** WG
Date Sampled...: 01/14/11 10:07 **Date Received..:** 01/15/11
Prep Date.....: 01/19/11 **Analysis Date..:** 01/19/11
Prep Batch #...: 1020094
Dilution Factor: 1 **Method.....:** SW846 8260B

PARAMETER	RESULT	REPORTING LIMIT	UNITS
Acetone	ND	10	ug/L
Benzene	ND	1.0	ug/L
Bromodichloromethane	ND	1.0	ug/L
Bromoform	ND	1.0	ug/L
Bromomethane	ND	1.0	ug/L
2-Butanone	ND	10	ug/L
Carbon disulfide	ND	1.0	ug/L
Carbon tetrachloride	ND	1.0	ug/L
Chlorobenzene	ND	1.0	ug/L
Chloroethane	ND	1.0	ug/L
Chloroform	ND	1.0	ug/L
Chloromethane	ND	1.0	ug/L
Cyclohexane	ND	1.0	ug/L
Dibromochloromethane	ND	1.0	ug/L
1,2-Dibromo-3-chloro-propane	ND	2.0	ug/L
1,2-Dibromoethane	ND	1.0	ug/L
1,2-Dichlorobenzene	ND	1.0	ug/L
1,3-Dichlorobenzene	ND	1.0	ug/L
1,4-Dichlorobenzene	ND	1.0	ug/L
Dichlorodifluoromethane	ND	1.0	ug/L
1,1-Dichloroethane	ND	1.0	ug/L
1,2-Dichloroethane	ND	1.0	ug/L
1,1-Dichloroethene	ND	1.0	ug/L
cis-1,2-Dichloroethene	**2.4**	**1.0**	**ug/L**
trans-1,2-Dichloroethene	**2.2**	**1.0**	**ug/L**
1,2-Dichloropropane	ND	1.0	ug/L
cis-1,3-Dichloropropene	ND	1.0	ug/L
trans-1,3-Dichloropropene	ND	1.0	ug/L
Ethylbenzene	ND	1.0	ug/L
2-Hexanone	ND	10	ug/L
Isopropylbenzene	ND	1.0	ug/L
Methyl acetate	ND	10	ug/L
Methylene chloride	ND	1.0	ug/L
Methylcyclohexane	ND	1.0	ug/L
4-Methyl-2-pentanone	ND	10	ug/L
Methyl tert-butyl ether	ND	5.0	ug/L
Styrene	ND	1.0	ug/L
1,1,2,2-Tetrachloroethane	ND	1.0	ug/L

(Continued on next page)

Conestoga-Rovers & Associates, Inc.

Client Sample ID: GW-017324-011411-TP-001

GC/MS Volatiles

Lot-Sample #...: A1A170411-001 **Work Order #...:** MDDM51AA **Matrix.....:** WG

PARAMETER	RESULT	REPORTING LIMIT	UNITS
Tetrachloroethene	ND	1.0	ug/L
Toluene	ND	1.0	ug/L
1,2,4-Trichloro-benzene	ND	1.0	ug/L
1,1,1-Trichloroethane	ND	1.0	ug/L
1,1,2-Trichloroethane	ND	1.0	ug/L
Trichloroethene	**27**	**1.0**	**ug/L**
Trichlorofluoromethane	ND	1.0	ug/L
1,1,2-Trichloro-1,2,2-trifluoroethane	ND	1.0	ug/L
Vinyl chloride	ND	1.0	ug/L
Xylenes (total)	ND	2.0	ug/L

SURROGATE	PERCENT RECOVERY	RECOVERY LIMITS
Dibromofluoromethane	108	(75 - 121)
1,2-Dichloroethane-d4	96	(63 - 129)
Toluene-d8	96	(74 - 115)
4-Bromofluorobenzene	85	(66 - 117)

Conestoga-Rovers & Associates, Inc.

Client Sample ID: GW-017324-011411-TP-002

GC/MS Volatiles

Lot-Sample #...: A1A170411-002 **Work Order #...:** MDDM91AA **Matrix.....:** WG
Date Sampled...: 01/14/11 10:10 **Date Received..:** 01/15/11
Prep Date.....: 01/19/11 **Analysis Date..:** 01/19/11
Prep Batch #...: 1020094
Dilution Factor: 1 **Method.....:** SW846 8260B

PARAMETER	RESULT	REPORTING LIMIT	UNITS
Acetone	ND	10	ug/L
Benzene	ND	1.0	ug/L
Bromodichloromethane	ND	1.0	ug/L
Bromoform	ND	1.0	ug/L
Bromomethane	ND	1.0	ug/L
2-Butanone	ND	10	ug/L
Carbon disulfide	ND	1.0	ug/L
Carbon tetrachloride	ND	1.0	ug/L
Chlorobenzene	ND	1.0	ug/L
Chloroethane	ND	1.0	ug/L
Chloroform	ND	1.0	ug/L
Chloromethane	ND	1.0	ug/L
Cyclohexane	ND	1.0	ug/L
Dibromochloromethane	ND	1.0	ug/L
1,2-Dibromo-3-chloro-propane	ND	2.0	ug/L
1,2-Dibromoethane	ND	1.0	ug/L
1,2-Dichlorobenzene	ND	1.0	ug/L
1,3-Dichlorobenzene	ND	1.0	ug/L
1,4-Dichlorobenzene	ND	1.0	ug/L
Dichlorodifluoromethane	ND	1.0	ug/L
1,1-Dichloroethane	ND	1.0	ug/L
1,2-Dichloroethane	ND	1.0	ug/L
1,1-Dichloroethene	ND	1.0	ug/L
cis-1,2-Dichloroethene	**2.5**	**1.0**	**ug/L**
trans-1,2-Dichloroethene	**2.4**	**1.0**	**ug/L**
1,2-Dichloropropane	ND	1.0	ug/L
cis-1,3-Dichloropropene	ND	1.0	ug/L
trans-1,3-Dichloropropene	ND	1.0	ug/L
Ethylbenzene	ND	1.0	ug/L
2-Hexanone	ND	10	ug/L
Isopropylbenzene	ND	1.0	ug/L
Methyl acetate	ND	10	ug/L
Methylene chloride	ND	1.0	ug/L
Methylcyclohexane	ND	1.0	ug/L
4-Methyl-2-pentanone	ND	10	ug/L
Methyl tert-butyl ether	ND	5.0	ug/L
Styrene	ND	1.0	ug/L
1,1,2,2-Tetrachloroethane	ND	1.0	ug/L

(Continued on next page)

Conestoga-Rovers & Associates, Inc.

Client Sample ID: GW-017324-011411-TP-002

GC/MS Volatiles

Lot-Sample #...: A1A170411-002 **Work Order #...:** MDDM91AA **Matrix.....:** WG

PARAMETER	RESULT	REPORTING LIMIT	UNITS
Tetrachloroethene	ND	1.0	ug/L
Toluene	ND	1.0	ug/L
1,2,4-Trichloro-benzene	ND	1.0	ug/L
1,1,1-Trichloroethane	ND	1.0	ug/L
1,1,2-Trichloroethane	ND	1.0	ug/L
Trichloroethene	**28**	**1.0**	**ug/L**
Trichlorofluoromethane	ND	1.0	ug/L
1,1,2-Trichloro-1,2,2-trifluoroethane	ND	1.0	ug/L
Vinyl chloride	ND	1.0	ug/L
Xylenes (total)	ND	2.0	ug/L

SURROGATE	PERCENT RECOVERY	RECOVERY LIMITS
Dibromofluoromethane	108	(75 - 121)
1,2-Dichloroethane-d4	95	(63 - 129)
Toluene-d8	95	(74 - 115)
4-Bromofluorobenzene	84	(66 - 117)

Conestoga-Rovers & Associates, Inc.

Client Sample ID: TB-017324-011411-TP-001

GC/MS Volatiles

Lot-Sample #...: A1A170411-003 **Work Order #...:** MDDNA1AA **Matrix.....:** WQ
Date Sampled...: 01/14/11 10:15 **Date Received..:** 01/15/11
Prep Date.....: 01/19/11 **Analysis Date..:** 01/19/11
Prep Batch #...: 1020094
Dilution Factor: 1 **Method.....:** SW846 8260B

PARAMETER	RESULT	REPORTING LIMIT	UNITS
Acetone	ND	10	ug/L
Benzene	ND	1.0	ug/L
Bromodichloromethane	ND	1.0	ug/L
Bromoform	ND	1.0	ug/L
Bromomethane	ND	1.0	ug/L
2-Butanone	ND	10	ug/L
Carbon disulfide	ND	1.0	ug/L
Carbon tetrachloride	ND	1.0	ug/L
Chlorobenzene	ND	1.0	ug/L
Chloroethane	ND	1.0	ug/L
Chloroform	ND	1.0	ug/L
Chloromethane	ND	1.0	ug/L
Cyclohexane	ND	1.0	ug/L
Dibromochloromethane	ND	1.0	ug/L
1,2-Dibromo-3-chloro-propane	ND	2.0	ug/L
1,2-Dibromoethane	ND	1.0	ug/L
1,2-Dichlorobenzene	ND	1.0	ug/L
1,3-Dichlorobenzene	ND	1.0	ug/L
1,4-Dichlorobenzene	ND	1.0	ug/L
Dichlorodifluoromethane	ND	1.0	ug/L
1,1-Dichloroethane	ND	1.0	ug/L
1,2-Dichloroethane	ND	1.0	ug/L
1,1-Dichloroethene	ND	1.0	ug/L
cis-1,2-Dichloroethene	ND	1.0	ug/L
trans-1,2-Dichloroethene	ND	1.0	ug/L
1,2-Dichloropropane	ND	1.0	ug/L
cis-1,3-Dichloropropene	ND	1.0	ug/L
trans-1,3-Dichloropropene	ND	1.0	ug/L
Ethylbenzene	ND	1.0	ug/L
2-Hexanone	ND	10	ug/L
Isopropylbenzene	ND	1.0	ug/L
Methyl acetate	ND	10	ug/L
Methylene chloride	ND	1.0	ug/L
Methylcyclohexane	ND	1.0	ug/L
4-Methyl-2-pentanone	ND	10	ug/L
Methyl tert-butyl ether	ND	5.0	ug/L
Styrene	ND	1.0	ug/L
1,1,2,2-Tetrachloroethane	ND	1.0	ug/L

(Continued on next page)

Conestoga-Rovers & Associates, Inc.

Client Sample ID: TB-017324-011411-TP-001

GC/MS Volatiles

Lot-Sample #...: A1A170411-003 **Work Order #...:** MDDNA1AA **Matrix.....:** WQ

PARAMETER	RESULT	REPORTING LIMIT	UNITS
Tetrachloroethene	ND	1.0	ug/L
Toluene	ND	1.0	ug/L
1,2,4-Trichloro-benzene	ND	1.0	ug/L
1,1,1-Trichloroethane	ND	1.0	ug/L
1,1,2-Trichloroethane	ND	1.0	ug/L
Trichloroethene	ND	1.0	ug/L
Trichlorofluoromethane	ND	1.0	ug/L
1,1,2-Trichloro-1,2,2-trifluoroethane	ND	1.0	ug/L
Vinyl chloride	ND	1.0	ug/L
Xylenes (total)	ND	2.0	ug/L

SURROGATE	PERCENT RECOVERY	RECOVERY LIMITS
Dibromofluoromethane	107	(75 - 121)
1,2-Dichloroethane-d4	96	(63 - 129)
Toluene-d8	92	(74 - 115)
4-Bromofluorobenzene	83	(66 - 117)

Conestoga-Rovers & Associates, Inc.

Client Sample ID: GW-017324-011411-TP-003

GC/MS Volatiles

Lot-Sample #...: A1A170411-004 **Work Order #...:** MDDNC1AA **Matrix.....:** WG
Date Sampled...: 01/14/11 11:43 **Date Received..:** 01/15/11
Prep Date.....: 01/19/11 **Analysis Date..:** 01/19/11
Prep Batch #...: 1020094
Dilution Factor: 1 **Method.....:** SW846 8260B

PARAMETER	RESULT	REPORTING LIMIT	UNITS
Acetone	ND	10	ug/L
Benzene	ND	1.0	ug/L
Bromodichloromethane	ND	1.0	ug/L
Bromoform	ND	1.0	ug/L
Bromomethane	ND	1.0	ug/L
2-Butanone	ND	10	ug/L
Carbon disulfide	ND	1.0	ug/L
Carbon tetrachloride	ND	1.0	ug/L
Chlorobenzene	ND	1.0	ug/L
Chloroethane	ND	1.0	ug/L
Chloroform	**1.4**	**1.0**	**ug/L**
Chloromethane	ND	1.0	ug/L
Cyclohexane	ND	1.0	ug/L
Dibromochloromethane	ND	1.0	ug/L
1,2-Dibromo-3-chloro-propane	ND	2.0	ug/L
1,2-Dibromoethane	ND	1.0	ug/L
1,2-Dichlorobenzene	ND	1.0	ug/L
1,3-Dichlorobenzene	ND	1.0	ug/L
1,4-Dichlorobenzene	ND	1.0	ug/L
Dichlorodifluoromethane	ND	1.0	ug/L
1,1-Dichloroethane	ND	1.0	ug/L
1,2-Dichloroethane	ND	1.0	ug/L
1,1-Dichloroethene	ND	1.0	ug/L
cis-1,2-Dichloroethene	**7.0**	**1.0**	**ug/L**
trans-1,2-Dichloroethene	ND	1.0	ug/L
1,2-Dichloropropane	ND	1.0	ug/L
cis-1,3-Dichloropropene	ND	1.0	ug/L
trans-1,3-Dichloropropene	ND	1.0	ug/L
Ethylbenzene	ND	1.0	ug/L
2-Hexanone	ND	10	ug/L
Isopropylbenzene	ND	1.0	ug/L
Methyl acetate	ND	10	ug/L
Methylene chloride	ND	1.0	ug/L
Methylcyclohexane	ND	1.0	ug/L
4-Methyl-2-pentanone	ND	10	ug/L
Methyl tert-butyl ether	ND	5.0	ug/L
Styrene	ND	1.0	ug/L
1,1,2,2-Tetrachloroethane	ND	1.0	ug/L

(Continued on next page)

Conestoga-Rovers & Associates, Inc.

Client Sample ID: GW-017324-011411-TP-003

GC/MS Volatiles

Lot-Sample #...: A1A170411-004 **Work Order #...:** MDDNC1AA **Matrix.....:** WG

PARAMETER	RESULT	REPORTING LIMIT	UNITS
Tetrachloroethene	ND	1.0	ug/L
Toluene	ND	1.0	ug/L
1,2,4-Trichloro-benzene	ND	1.0	ug/L
1,1,1-Trichloroethane	ND	1.0	ug/L
1,1,2-Trichloroethane	ND	1.0	ug/L
Trichloroethene	ND	1.0	ug/L
Trichlorofluoromethane	ND	1.0	ug/L
1,1,2-Trichloro-1,2,2-trifluoroethane	ND	1.0	ug/L
Vinyl chloride	ND	1.0	ug/L
Xylenes (total)	ND	2.0	ug/L

SURROGATE	PERCENT RECOVERY	RECOVERY LIMITS
Dibromofluoromethane	106	(75 - 121)
1,2-Dichloroethane-d4	96	(63 - 129)
Toluene-d8	94	(74 - 115)
4-Bromofluorobenzene	90	(66 - 117)

Conestoga-Rovers & Associates, Inc.

Client Sample ID: GW-017324-011411-TP-005

GC/MS Volatiles

Lot-Sample #...: A1A170411-005 **Work Order #...:** MDDND1AA **Matrix.....:** WG
Date Sampled...: 01/14/11 14:03 **Date Received..:** 01/15/11
Prep Date.....: 01/19/11 **Analysis Date..:** 01/19/11
Prep Batch #...: 1020094
Dilution Factor: 1 **Method.....:** SW846 8260B

PARAMETER	RESULT	REPORTING LIMIT	UNITS
Acetone	ND	10	ug/L
Benzene	ND	1.0	ug/L
Bromodichloromethane	ND	1.0	ug/L
Bromoform	ND	1.0	ug/L
Bromomethane	ND	1.0	ug/L
2-Butanone	ND	10	ug/L
Carbon disulfide	ND	1.0	ug/L
Carbon tetrachloride	ND	1.0	ug/L
Chlorobenzene	ND	1.0	ug/L
Chloroethane	ND	1.0	ug/L
Chloroform	ND	1.0	ug/L
Chloromethane	ND	1.0	ug/L
Cyclohexane	ND	1.0	ug/L
Dibromochloromethane	ND	1.0	ug/L
1,2-Dibromo-3-chloro-propane	ND	2.0	ug/L
1,2-Dibromoethane	ND	1.0	ug/L
1,2-Dichlorobenzene	ND	1.0	ug/L
1,3-Dichlorobenzene	ND	1.0	ug/L
1,4-Dichlorobenzene	ND	1.0	ug/L
Dichlorodifluoromethane	ND	1.0	ug/L
1,1-Dichloroethane	ND	1.0	ug/L
1,2-Dichloroethane	ND	1.0	ug/L
1,1-Dichloroethene	ND	1.0	ug/L
cis-1,2-Dichloroethene	ND	1.0	ug/L
trans-1,2-Dichloroethene	ND	1.0	ug/L
1,2-Dichloropropane	ND	1.0	ug/L
cis-1,3-Dichloropropene	ND	1.0	ug/L
trans-1,3-Dichloropropene	ND	1.0	ug/L
Ethylbenzene	ND	1.0	ug/L
2-Hexanone	ND	10	ug/L
Isopropylbenzene	ND	1.0	ug/L
Methyl acetate	ND	10	ug/L
Methylene chloride	ND	1.0	ug/L
Methylcyclohexane	ND	1.0	ug/L
4-Methyl-2-pentanone	ND	10	ug/L
Methyl tert-butyl ether	ND	5.0	ug/L
Styrene	ND	1.0	ug/L
1,1,2,2-Tetrachloroethane	ND	1.0	ug/L

(Continued on next page)

Conestoga-Rovers & Associates, Inc.

Client Sample ID: GW-017324-011411-TP-005

GC/MS Volatiles

Lot-Sample #...: A1A170411-005 **Work Order #...:** MDDND1AA **Matrix.....:** WG

PARAMETER	RESULT	REPORTING LIMIT	UNITS
Tetrachloroethene	ND	1.0	ug/L
Toluene	ND	1.0	ug/L
1,2,4-Trichloro-benzene	ND	1.0	ug/L
1,1,1-Trichloroethane	ND	1.0	ug/L
1,1,2-Trichloroethane	ND	1.0	ug/L
Trichloroethene	ND	1.0	ug/L
Trichlorofluoromethane	ND	1.0	ug/L
1,1,2-Trichloro-1,2,2-trifluoroethane	ND	1.0	ug/L
Vinyl chloride	ND	1.0	ug/L
Xylenes (total)	ND	2.0	ug/L

SURROGATE	PERCENT RECOVERY	RECOVERY LIMITS
Dibromofluoromethane	102	(75 - 121)
1,2-Dichloroethane-d4	92	(63 - 129)
Toluene-d8	93	(74 - 115)
4-Bromofluorobenzene	90	(66 - 117)

Conestoga-Rovers & Associates, Inc.

Client Sample ID: GW-017324-011411-TP-006

GC/MS Volatiles

Lot-Sample #...: A1A170411-006 **Work Order #...:** MDDNF1AA **Matrix.....:** WG
Date Sampled...: 01/14/11 15:30 **Date Received..:** 01/15/11
Prep Date.....: 01/19/11 **Analysis Date..:** 01/19/11
Prep Batch #...: 1020094
Dilution Factor: 1 **Method.....:** SW846 8260B

PARAMETER	RESULT	REPORTING LIMIT	UNITS
Acetone	ND	10	ug/L
Benzene	ND	1.0	ug/L
Bromodichloromethane	ND	1.0	ug/L
Bromoform	ND	1.0	ug/L
Bromomethane	ND	1.0	ug/L
2-Butanone	ND	10	ug/L
Carbon disulfide	ND	1.0	ug/L
Carbon tetrachloride	ND	1.0	ug/L
Chlorobenzene	ND	1.0	ug/L
Chloroethane	ND	1.0	ug/L
Chloroform	ND	1.0	ug/L
Chloromethane	ND	1.0	ug/L
Cyclohexane	ND	1.0	ug/L
Dibromochloromethane	ND	1.0	ug/L
1,2-Dibromo-3-chloro-propane	ND	2.0	ug/L
1,2-Dibromoethane	ND	1.0	ug/L
1,2-Dichlorobenzene	ND	1.0	ug/L
1,3-Dichlorobenzene	ND	1.0	ug/L
1,4-Dichlorobenzene	ND	1.0	ug/L
Dichlorodifluoromethane	ND	1.0	ug/L
1,1-Dichloroethane	ND	1.0	ug/L
1,2-Dichloroethane	ND	1.0	ug/L
1,1-Dichloroethene	ND	1.0	ug/L
cis-1,2-Dichloroethene	**1.3**	**1.0**	**ug/L**
trans-1,2-Dichloroethene	ND	1.0	ug/L
1,2-Dichloropropane	ND	1.0	ug/L
cis-1,3-Dichloropropene	ND	1.0	ug/L
trans-1,3-Dichloropropene	ND	1.0	ug/L
Ethylbenzene	ND	1.0	ug/L
2-Hexanone	ND	10	ug/L
Isopropylbenzene	ND	1.0	ug/L
Methyl acetate	ND	10	ug/L
Methylene chloride	ND	1.0	ug/L
Methylcyclohexane	ND	1.0	ug/L
4-Methyl-2-pentanone	ND	10	ug/L
Methyl tert-butyl ether	ND	5.0	ug/L
Styrene	ND	1.0	ug/L
1,1,2,2-Tetrachloroethane	ND	1.0	ug/L

(Continued on next page)

Conestoga-Rovers & Associates, Inc.

Client Sample ID: GW-017324-011411-TP-006

GC/MS Volatiles

Lot-Sample #...: A1A170411-006 **Work Order #...:** MDDNF1AA **Matrix.....:** WG

PARAMETER	RESULT	REPORTING LIMIT	UNITS
Tetrachloroethene	ND	1.0	ug/L
Toluene	ND	1.0	ug/L
1,2,4-Trichloro-benzene	ND	1.0	ug/L
1,1,1-Trichloroethane	ND	1.0	ug/L
1,1,2-Trichloroethane	ND	1.0	ug/L
Trichloroethene	ND	1.0	ug/L
Trichlorofluoromethane	ND	1.0	ug/L
1,1,2-Trichloro-1,2,2-trifluoroethane	ND	1.0	ug/L
Vinyl chloride	ND	1.0	ug/L
Xylenes (total)	ND	2.0	ug/L

SURROGATE	PERCENT RECOVERY	RECOVERY LIMITS
Dibromofluoromethane	101	(75 - 121)
1,2-Dichloroethane-d4	93	(63 - 129)
Toluene-d8	93	(74 - 115)
4-Bromofluorobenzene	87	(66 - 117)

Conestoga-Rovers & Associates, Inc.

Client Sample ID: GW-017324-011411-TP-004

GC/MS Volatiles

Lot-Sample #...: A1A170411-007 **Work Order #...:** MDDVE1AA **Matrix.....:** WG
Date Sampled...: 01/14/11 12:57 **Date Received..:** 01/15/11
Prep Date.....: 01/19/11 **Analysis Date..:** 01/19/11
Prep Batch #...: 1020094
Dilution Factor: 1 **Method.....:** SW846 8260B

PARAMETER	RESULT	REPORTING LIMIT	UNITS
Acetone	ND	10	ug/L
Benzene	ND	1.0	ug/L
Bromodichloromethane	ND	1.0	ug/L
Bromoform	ND	1.0	ug/L
Bromomethane	ND	1.0	ug/L
2-Butanone	ND	10	ug/L
Carbon disulfide	ND	1.0	ug/L
Carbon tetrachloride	ND	1.0	ug/L
Chlorobenzene	ND	1.0	ug/L
Chloroethane	ND	1.0	ug/L
Chloroform	ND	1.0	ug/L
Chloromethane	ND	1.0	ug/L
Cyclohexane	ND	1.0	ug/L
Dibromochloromethane	ND	1.0	ug/L
1,2-Dibromo-3-chloro-propane	ND	2.0	ug/L
1,2-Dibromoethane	ND	1.0	ug/L
1,2-Dichlorobenzene	ND	1.0	ug/L
1,3-Dichlorobenzene	ND	1.0	ug/L
1,4-Dichlorobenzene	ND	1.0	ug/L
Dichlorodifluoromethane	ND	1.0	ug/L
1,1-Dichloroethane	ND	1.0	ug/L
1,2-Dichloroethane	ND	1.0	ug/L
1,1-Dichloroethene	ND	1.0	ug/L
cis-1,2-Dichloroethene	ND	1.0	ug/L
trans-1,2-Dichloroethene	ND	1.0	ug/L
1,2-Dichloropropane	ND	1.0	ug/L
cis-1,3-Dichloropropene	ND	1.0	ug/L
trans-1,3-Dichloropropene	ND	1.0	ug/L
Ethylbenzene	ND	1.0	ug/L
2-Hexanone	ND	10	ug/L
Isopropylbenzene	ND	1.0	ug/L
Methyl acetate	ND	10	ug/L
Methylene chloride	ND	1.0	ug/L
Methylcyclohexane	ND	1.0	ug/L
4-Methyl-2-pentanone	ND	10	ug/L
Methyl tert-butyl ether	ND	5.0	ug/L
Styrene	ND	1.0	ug/L
1,1,2,2-Tetrachloroethane	ND	1.0	ug/L

(Continued on next page)

Conestoga-Rovers & Associates, Inc.

Client Sample ID: GW-017324-011411-TP-004

GC/MS Volatiles

Lot-Sample #...: A1A170411-007 **Work Order #...:** MDDVE1AA **Matrix.....:** WG

PARAMETER	RESULT	REPORTING LIMIT	UNITS
Tetrachloroethene	ND	1.0	ug/L
Toluene	ND	1.0	ug/L
1,2,4-Trichloro-benzene	ND	1.0	ug/L
1,1,1-Trichloroethane	ND	1.0	ug/L
1,1,2-Trichloroethane	ND	1.0	ug/L
Trichloroethene	ND	1.0	ug/L
Trichlorofluoromethane	ND	1.0	ug/L
1,1,2-Trichloro-1,2,2-trifluoroethane	ND	1.0	ug/L
Vinyl chloride	ND	1.0	ug/L
Xylenes (total)	ND	2.0	ug/L

SURROGATE	PERCENT RECOVERY	RECOVERY LIMITS
Dibromofluoromethane	99	(75 - 121)
1,2-Dichloroethane-d4	88	(63 - 129)
Toluene-d8	88	(74 - 115)
4-Bromofluorobenzene	80	(66 - 117)

TestAmerica
THE LEADER IN ENVIRONMENTAL TESTING

QUALITY CONTROL SECTION

METHOD BLANK REPORT

GC/MS Volatiles

Client Lot #...: A1A170411 **Work Order #...:** MDHPP1AA **Matrix.....:** WATER
MB Lot-Sample #: A1A200000-094

Prep Date.....: 01/19/11
Analysis Date..: 01/19/11 **Prep Batch #...:** 1020094
Dilution Factor: 1

PARAMETER	RESULT	REPORTING LIMIT	UNITS	METHOD
Acetone	ND	10	ug/L	SW846 8260B
Benzene	ND	1.0	ug/L	SW846 8260B
Bromodichloromethane	ND	1.0	ug/L	SW846 8260B
Bromoform	ND	1.0	ug/L	SW846 8260B
Bromomethane	ND	1.0	ug/L	SW846 8260B
2-Butanone	ND	10	ug/L	SW846 8260B
Carbon disulfide	ND	1.0	ug/L	SW846 8260B
Carbon tetrachloride	ND	1.0	ug/L	SW846 8260B
Chlorobenzene	ND	1.0	ug/L	SW846 8260B
Chloroethane	ND	1.0	ug/L	SW846 8260B
Chloroform	ND	1.0	ug/L	SW846 8260B
Chloromethane	ND	1.0	ug/L	SW846 8260B
Cyclohexane	ND	1.0	ug/L	SW846 8260B
Dibromochloromethane	ND	1.0	ug/L	SW846 8260B
1,2-Dibromo-3-chloro-propane	ND	2.0	ug/L	SW846 8260B
1,2-Dibromoethane	ND	1.0	ug/L	SW846 8260B
1,2-Dichlorobenzene	ND	1.0	ug/L	SW846 8260B
1,3-Dichlorobenzene	ND	1.0	ug/L	SW846 8260B
1,4-Dichlorobenzene	ND	1.0	ug/L	SW846 8260B
Dichlorodifluoromethane	ND	1.0	ug/L	SW846 8260B
1,1-Dichloroethane	ND	1.0	ug/L	SW846 8260B
1,2-Dichloroethane	ND	1.0	ug/L	SW846 8260B
1,1-Dichloroethene	ND	1.0	ug/L	SW846 8260B
cis-1,2-Dichloroethene	ND	1.0	ug/L	SW846 8260B
trans-1,2-Dichloroethene	ND	1.0	ug/L	SW846 8260B
1,2-Dichloropropane	ND	1.0	ug/L	SW846 8260B
cis-1,3-Dichloropropene	ND	1.0	ug/L	SW846 8260B
trans-1,3-Dichloropropene	ND	1.0	ug/L	SW846 8260B
Ethylbenzene	ND	1.0	ug/L	SW846 8260B
2-Hexanone	ND	10	ug/L	SW846 8260B
Isopropylbenzene	ND	1.0	ug/L	SW846 8260B
Methyl acetate	ND	10	ug/L	SW846 8260B
Methylene chloride	ND	1.0	ug/L	SW846 8260B
Methylcyclohexane	ND	1.0	ug/L	SW846 8260B
4-Methyl-2-pentanone	ND	10	ug/L	SW846 8260B
Methyl tert-butyl ether	ND	5.0	ug/L	SW846 8260B
Styrene	ND	1.0	ug/L	SW846 8260B
1,1,2,2-Tetrachloroethane	ND	1.0	ug/L	SW846 8260B
Tetrachloroethene	ND	1.0	ug/L	SW846 8260B
Toluene	ND	1.0	ug/L	SW846 8260B

(Continued on next page)

METHOD BLANK REPORT

GC/MS Volatiles

Client Lot #...: A1A170411 **Work Order #...:** MDHPP1AA **Matrix.....:** WATER

PARAMETER	RESULT	REPORTING LIMIT	UNITS	METHOD
1,2,4-Trichloro-benzene	ND	1.0	ug/L	SW846 8260B
1,1,1-Trichloroethane	ND	1.0	ug/L	SW846 8260B
1,1,2-Trichloroethane	ND	1.0	ug/L	SW846 8260B
Trichloroethene	ND	1.0	ug/L	SW846 8260B
Trichlorofluoromethane	ND	1.0	ug/L	SW846 8260B
1,1,2-Trichloro-1,2,2-trifluoroethane	ND	1.0	ug/L	SW846 8260B
Vinyl chloride	ND	1.0	ug/L	SW846 8260B
Xylenes (total)	ND	2.0	ug/L	SW846 8260B

SURROGATE	PERCENT RECOVERY	RECOVERY LIMITS
Dibromofluoromethane	105	(75 - 121)
1,2-Dichloroethane-d4	95	(63 - 129)
Toluene-d8	95	(74 - 115)
4-Bromofluorobenzene	86	(66 - 117)

NOTE(S):

Calculations are performed before rounding to avoid round-off errors in calculated results.

LABORATORY CONTROL SAMPLE EVALUATION REPORT

GC/MS Volatiles

Client Lot #...: A1A170411 **Work Order #...:** MDHPP1AC-LCS **Matrix.....:** WATER
LCS Lot-Sample#: A1A200000-094 MDHPP1AD-LCSD
Prep Date.....: 01/19/11 **Analysis Date..:** 01/19/11
Prep Batch #...: 1020094
Dilution Factor: 1

PARAMETER	PERCENT RECOVERY	RECOVERY LIMITS	RPD	RPD LIMITS	METHOD
Acetone	59	(43 - 136)			SW846 8260B
	58	(43 - 136)	1.2	(0-30)	SW846 8260B
Benzene	**95**	**(83 - 112)**			**SW846 8260B**
	96	**(83 - 112)**	**0.97**	**(0-30)**	**SW846 8260B**
Bromodichloromethane	97	(72 - 121)			SW846 8260B
	98	(72 - 121)	1.2	(0-30)	SW846 8260B
Bromoform	93	(40 - 131)			SW846 8260B
	92	(40 - 131)	1.3	(0-30)	SW846 8260B
Bromomethane	52	(11 - 185)			SW846 8260B
	66	(11 - 185)	24	(0-30)	SW846 8260B
2-Butanone	74	(60 - 126)			SW846 8260B
	72	(60 - 126)	2.0	(0-30)	SW846 8260B
Carbon disulfide	100	(62 - 142)			SW846 8260B
	105	(62 - 142)	4.9	(0-30)	SW846 8260B
Carbon tetrachloride	110	(66 - 128)			SW846 8260B
	114	(66 - 128)	3.9	(0-30)	SW846 8260B
Chlorobenzene	**101**	**(85 - 110)**			**SW846 8260B**
	102	**(85 - 110)**	**0.73**	**(0-30)**	**SW846 8260B**
Chloroethane	45	(25 - 153)			SW846 8260B
	54	(25 - 153)	17	(0-30)	SW846 8260B
Chloroform	91	(79 - 117)			SW846 8260B
	93	(79 - 117)	2.2	(0-30)	SW846 8260B
Chloromethane	65	(44 - 126)			SW846 8260B
	67	(44 - 126)	2.6	(0-30)	SW846 8260B
Cyclohexane	93	(54 - 121)			SW846 8260B
	95	(54 - 121)	2.0	(0-30)	SW846 8260B
Dibromochloromethane	102	(64 - 119)			SW846 8260B
	100	(64 - 119)	2.3	(0-30)	SW846 8260B
1,2-Dibromo-3-chloro-propane	75	(42 - 136)			SW846 8260B
	76	(42 - 136)	2.6	(0-30)	SW846 8260B
1,2-Dibromoethane	94	(79 - 113)			SW846 8260B
	92	(79 - 113)	2.4	(0-30)	SW846 8260B
1,2-Dichlorobenzene	95	(81 - 110)			SW846 8260B
	98	(81 - 110)	2.7	(0-30)	SW846 8260B
1,3-Dichlorobenzene	97	(80 - 110)			SW846 8260B
	98	(80 - 110)	1.1	(0-30)	SW846 8260B
1,4-Dichlorobenzene	95	(82 - 110)			SW846 8260B
	97	(82 - 110)	1.3	(0-30)	SW846 8260B

(Continued on next page)

LABORATORY CONTROL SAMPLE EVALUATION REPORT

GC/MS Volatiles

Client Lot #...: A1A170411 **Work Order #...:** MDHPP1AC-LCS **Matrix.....:** WATER
LCS Lot-Sample#: A1A200000-094 MDHPP1AD-LCSD

PARAMETER	PERCENT RECOVERY	RECOVERY LIMITS	RPD	RPD LIMITS	METHOD
Dichlorodifluoromethane	80	(19 - 129)			SW846 8260B
	83	(19 - 129)	4.6	(0-30)	SW846 8260B
1,1-Dichloroethane	86	(82 - 115)			SW846 8260B
	87	(82 - 115)	0.65	(0-30)	SW846 8260B
1,2-Dichloroethane	88	(71 - 127)			SW846 8260B
	88	(71 - 127)	0.70	(0-30)	SW846 8260B
1,1-Dichloroethene	**94**	**(78 - 131)**			**SW846 8260B**
	96	**(78 - 131)**	**2.4**	**(0-30)**	**SW846 8260B**
cis-1,2-Dichloroethene	95	(80 - 113)			SW846 8260B
	96	(80 - 113)	1.0	(0-30)	SW846 8260B
trans-1,2-Dichloroethene	93	(83 - 117)			SW846 8260B
	95	(83 - 117)	1.7	(0-30)	SW846 8260B
1,2-Dichloropropane	90	(81 - 115)			SW846 8260B
	92	(81 - 115)	1.9	(0-30)	SW846 8260B
cis-1,3-Dichloropropene	89	(61 - 115)			SW846 8260B
	91	(61 - 115)	2.6	(0-30)	SW846 8260B
trans-1,3-Dichloropropene	95	(58 - 117)			SW846 8260B
	94	(58 - 117)	1.2	(0-30)	SW846 8260B
Ethylbenzene	103	(83 - 112)			SW846 8260B
	103	(83 - 112)	0.27	(0-30)	SW846 8260B
2-Hexanone	80	(55 - 133)			SW846 8260B
	79	(55 - 133)	0.69	(0-30)	SW846 8260B
Isopropylbenzene	88	(75 - 114)			SW846 8260B
	90	(75 - 114)	2.1	(0-30)	SW846 8260B
Methyl acetate	75	(58 - 131)			SW846 8260B
	69	(58 - 131)	8.2	(0-30)	SW846 8260B
Methylene chloride	84	(66 - 131)			SW846 8260B
	87	(66 - 131)	3.9	(0-30)	SW846 8260B
Methylcyclohexane	89	(56 - 127)			SW846 8260B
	91	(56 - 127)	2.2	(0-30)	SW846 8260B
4-Methyl-2-pentanone	76	(63 - 128)			SW846 8260B
	76	(63 - 128)	1.2	(0-30)	SW846 8260B
Methyl tert-butyl ether (MTBE)	70	(52 - 144)			SW846 8260B
	72	(52 - 144)	2.8	(0-30)	SW846 8260B
Styrene	97	(79 - 114)			SW846 8260B
	98	(79 - 114)	0.84	(0-30)	SW846 8260B
1,1,2,2-Tetrachloroethane	85	(68 - 118)			SW846 8260B
	84	(68 - 118)	1.5	(0-30)	SW846 8260B
Tetrachloroethene	107	(79 - 114)			SW846 8260B
	108	(79 - 114)	1.3	(0-30)	SW846 8260B

(Continued on next page)

LABORATORY CONTROL SAMPLE EVALUATION REPORT

GC/MS Volatiles

Client Lot #...: A1A170411 **Work Order #...:** MDHPP1AC-LCS **Matrix.....:** WATER
LCS Lot-Sample#: A1A200000-094 MDHPP1AD-LCSD

PARAMETER	PERCENT RECOVERY	RECOVERY LIMITS	RPD	RPD LIMITS	METHOD
Toluene	**103**	**(84 - 111)**			**SW846 8260B**
	102	**(84 - 111)**	**0.39**	**(0-30)**	**SW846 8260B**
1,2,4-Trichloro-benzene	83	(48 - 135)			SW846 8260B
	89	(48 - 135)	6.6	(0-30)	SW846 8260B
1,1,1-Trichloroethane	86	(74 - 118)			SW846 8260B
	90	(74 - 118)	5.4	(0-30)	SW846 8260B
1,1,2-Trichloroethane	100	(80 - 112)			SW846 8260B
	97	(80 - 112)	2.4	(0-30)	SW846 8260B
Trichloroethene	**105**	**(76 - 117)**			**SW846 8260B**
	105	**(76 - 117)**	**0.090**	**(0-20)**	**SW846 8260B**
Trichlorofluoromethane	85	(49 - 157)			SW846 8260B
	99	(49 - 157)	15	(0-30)	SW846 8260B
1,1,2-Trichloro-1,2,2-trifluoroethane	122	(74 - 151)			SW846 8260B
	125	(74 - 151)	2.0	(0-30)	SW846 8260B
Vinyl chloride	73	(53 - 127)			SW846 8260B
	77	(53 - 127)	5.3	(0-30)	SW846 8260B
Xylenes (total)	103	(83 - 112)			SW846 8260B
	104	(83 - 112)	1.6	(0-30)	SW846 8260B

SURROGATE	PERCENT RECOVERY	RECOVERY LIMITS
Dibromofluoromethane	97	(75 - 121)
	98	(75 - 121)
1,2-Dichloroethane-d4	87	(63 - 129)
	87	(63 - 129)
Toluene-d8	104	(74 - 115)
	103	(74 - 115)
4-Bromofluorobenzene	107	(66 - 117)
	106	(66 - 117)

NOTE(S):

Calculations are performed before rounding to avoid round-off errors in calculated results.

Bold print denotes control parameters

LABORATORY CONTROL SAMPLE DATA REPORT

GC/MS Volatiles

Client Lot #...: A1A170411 **Work Order #...:** MDHPP1AC-LCS **Matrix.....:** WATER
LCS Lot-Sample#: A1A200000-094 MDHPP1AD-LCSD
Prep Date.....: 01/19/11 **Analysis Date..:** 01/19/11
Prep Batch #...: 1020094
Dilution Factor: 1

PARAMETER	SPIKE AMOUNT	MEASURED AMOUNT	UNITS	PERCENT RECOVERY	RPD	METHOD
Acetone	20	12	ug/L	59		SW846 8260B
	20	12	ug/L	58	1.2	SW846 8260B
Benzene	**10**	**9.5**	**ug/L**	**95**		**SW846 8260B**
	10	**9.6**	**ug/L**	**96**	**0.97**	**SW846 8260B**
Bromodichloromethane	10	9.7	ug/L	97		SW846 8260B
	10	9.8	ug/L	98	1.2	SW846 8260B
Bromoform	10	9.3	ug/L	93		SW846 8260B
	10	9.2	ug/L	92	1.3	SW846 8260B
Bromomethane	10	5.2	ug/L	52		SW846 8260B
	10	6.6	ug/L	66	24	SW846 8260B
2-Butanone	20	15	ug/L	74		SW846 8260B
	20	14	ug/L	72	2.0	SW846 8260B
Carbon disulfide	10	10	ug/L	100		SW846 8260B
	10	11	ug/L	105	4.9	SW846 8260B
Carbon tetrachloride	10	11	ug/L	110		SW846 8260B
	10	11	ug/L	114	3.9	SW846 8260B
Chlorobenzene	**10**	**10**	**ug/L**	**101**		**SW846 8260B**
	10	**10**	**ug/L**	**102**	**0.73**	**SW846 8260B**
Chloroethane	10	4.5	ug/L	45		SW846 8260B
	10	5.4	ug/L	54	17	SW846 8260B
Chloroform	10	9.1	ug/L	91		SW846 8260B
	10	9.3	ug/L	93	2.2	SW846 8260B
Chloromethane	10	6.5	ug/L	65		SW846 8260B
	10	6.7	ug/L	67	2.6	SW846 8260B
Cyclohexane	10	9.3	ug/L	93		SW846 8260B
	10	9.5	ug/L	95	2.0	SW846 8260B
Dibromochloromethane	10	10	ug/L	102		SW846 8260B
	10	10	ug/L	100	2.3	SW846 8260B
1,2-Dibromo-3-chloro-propane	10	7.5	ug/L	75		SW846 8260B
	10	7.6	ug/L	76	2.6	SW846 8260B
1,2-Dibromoethane	10	9.4	ug/L	94		SW846 8260B
	10	9.2	ug/L	92	2.4	SW846 8260B
1,2-Dichlorobenzene	10	9.5	ug/L	95		SW846 8260B
	10	9.8	ug/L	98	2.7	SW846 8260B
1,3-Dichlorobenzene	10	9.7	ug/L	97		SW846 8260B
	10	9.8	ug/L	98	1.1	SW846 8260B
1,4-Dichlorobenzene	10	9.5	ug/L	95		SW846 8260B
	10	9.7	ug/L	97	1.3	SW846 8260B

(Continued on next page)

LABORATORY CONTROL SAMPLE DATA REPORT

GC/MS Volatiles

Client Lot #...: A1A170411 **Work Order #...:** MDHPP1AC-LCS **Matrix.....:** WATER
LCS Lot-Sample#: A1A200000-094 MDHPP1AD-LCSD

PARAMETER	SPIKE AMOUNT	MEASURED AMOUNT	UNITS	PERCENT RECOVERY	RPD	METHOD
Dichlorodifluoromethane	10	8.0	ug/L	80		SW846 8260B
	10	8.3	ug/L	83	4.6	SW846 8260B
1,1-Dichloroethane	10	8.6	ug/L	86		SW846 8260B
	10	8.7	ug/L	87	0.65	SW846 8260B
1,2-Dichloroethane	10	8.8	ug/L	88		SW846 8260B
	10	8.8	ug/L	88	0.70	SW846 8260B
1,1-Dichloroethene	**10**	**9.4**	**ug/L**	**94**		**SW846 8260B**
	10	**9.6**	**ug/L**	**96**	**2.4**	**SW846 8260B**
cis-1,2-Dichloroethene	10	9.5	ug/L	95		SW846 8260B
	10	9.6	ug/L	96	1.0	SW846 8260B
trans-1,2-Dichloroethene	10	9.3	ug/L	93		SW846 8260B
	10	9.5	ug/L	95	1.7	SW846 8260B
1,2-Dichloropropane	10	9.0	ug/L	90		SW846 8260B
	10	9.2	ug/L	92	1.9	SW846 8260B
cis-1,3-Dichloropropene	10	8.9	ug/L	89		SW846 8260B
	10	9.1	ug/L	91	2.6	SW846 8260B
trans-1,3-Dichloropropene	10	9.5	ug/L	95		SW846 8260B
	10	9.4	ug/L	94	1.2	SW846 8260B
Ethylbenzene	10	10	ug/L	103		SW846 8260B
	10	10	ug/L	103	0.27	SW846 8260B
2-Hexanone	20	16	ug/L	80		SW846 8260B
	20	16	ug/L	79	0.69	SW846 8260B
Isopropylbenzene	10	8.8	ug/L	88		SW846 8260B
	10	9.0	ug/L	90	2.1	SW846 8260B
Methyl acetate	10	7.5	ug/L	75		SW846 8260B
	10	6.9	ug/L	69	8.2	SW846 8260B
Methylene chloride	10	8.4	ug/L	84		SW846 8260B
	10	8.7	ug/L	87	3.9	SW846 8260B
Methylcyclohexane	10	8.9	ug/L	89		SW846 8260B
	10	9.1	ug/L	91	2.2	SW846 8260B
4-Methyl-2-pentanone	20	15	ug/L	76		SW846 8260B
	20	15	ug/L	76	1.2	SW846 8260B
Methyl tert-butyl ether (MTBE)	10	7.0	ug/L	70		SW846 8260B
	10	7.2	ug/L	72	2.8	SW846 8260B
Styrene	10	9.7	ug/L	97		SW846 8260B
	10	9.8	ug/L	98	0.84	SW846 8260B
1,1,2,2-Tetrachloroethane	10	8.5	ug/L	85		SW846 8260B
	10	8.4	ug/L	84	1.5	SW846 8260B
Tetrachloroethene	10	11	ug/L	107		SW846 8260B
	10	11	ug/L	108	1.3	SW846 8260B

(Continued on next page)

LABORATORY CONTROL SAMPLE DATA REPORT

GC/MS Volatiles

Client Lot #...: A1A170411 **Work Order #...:** MDHPP1AC-LCS **Matrix.....:** WATER
LCS Lot-Sample#: A1A200000-094 MDHPP1AD-LCSD

PARAMETER	SPIKE AMOUNT	MEASURED AMOUNT	UNITS	PERCENT RECOVERY	RPD	METHOD
Toluene	**10**	**10**	**ug/L**	**103**		**SW846 8260B**
	10	**10**	**ug/L**	**102**	**0.39**	**SW846 8260B**
1,2,4-Trichloro-benzene	10	8.3	ug/L	83		SW846 8260B
	10	8.9	ug/L	89	6.6	SW846 8260B
1,1,1-Trichloroethane	10	8.6	ug/L	86		SW846 8260B
	10	9.0	ug/L	90	5.4	SW846 8260B
1,1,2-Trichloroethane	10	10	ug/L	100		SW846 8260B
	10	9.7	ug/L	97	2.4	SW846 8260B
Trichloroethene	**10**	**11**	**ug/L**	**105**		**SW846 8260B**
	10	**10**	**ug/L**	**105**	**0.090**	**SW846 8260B**
Trichlorofluoromethane	10	8.5	ug/L	85		SW846 8260B
	10	9.9	ug/L	99	15	SW846 8260B
1,1,2-Trichloro-1,2,2-trifluoroethane	10	12	ug/L	122		SW846 8260B
	10	12	ug/L	125	2.0	SW846 8260B
Vinyl chloride	10	7.3	ug/L	73		SW846 8260B
	10	7.7	ug/L	77	5.3	SW846 8260B
Xylenes (total)	30	31	ug/L	103		SW846 8260B
	30	31	ug/L	104	1.6	SW846 8260B

SURROGATE	PERCENT RECOVERY	RECOVERY LIMITS
Dibromofluoromethane	97	(75 - 121)
	98	(75 - 121)
1,2-Dichloroethane-d4	87	(63 - 129)
	87	(63 - 129)
Toluene-d8	104	(74 - 115)
	103	(74 - 115)
4-Bromofluorobenzene	107	(66 - 117)
	106	(66 - 117)

NOTE(S):

Calculations are performed before rounding to avoid round-off errors in calculated results.

Bold print denotes control parameters

MATRIX SPIKE SAMPLE EVALUATION REPORT

GC/MS Volatiles

Client Lot #...: A1A170411 **Work Order #...:** MDDNC1AC-MS **Matrix.....:** WG
MS Lot-Sample #: A1A170411-004 MDDNC1AD-MSD
Date Sampled...: 01/14/11 11:43 **Date Received..:** 01/15/11
Prep Date.....: 01/19/11 **Analysis Date..:** 01/19/11
Prep Batch #...: 1020094
Dilution Factor: 1

PARAMETER	PERCENT RECOVERY	RECOVERY LIMITS	RPD	RPD LIMITS	METHOD
Acetone	53	(33 - 145)			SW846 8260B
	59	(33 - 145)	11	(0-30)	SW846 8260B
Benzene	**92**	**(72 - 121)**			**SW846 8260B**
	94	**(72 - 121)**	**2.7**	**(0-30)**	**SW846 8260B**
Bromodichloromethane	92	(67 - 120)			SW846 8260B
	95	(67 - 120)	3.3	(0-30)	SW846 8260B
Bromoform	87	(32 - 128)			SW846 8260B
	88	(32 - 128)	1.6	(0-30)	SW846 8260B
Bromomethane	60	(10 - 186)			SW846 8260B
	67	(10 - 186)	11	(0-30)	SW846 8260B
2-Butanone	78	(54 - 129)			SW846 8260B
	86	(54 - 129)	9.3	(0-30)	SW846 8260B
Carbon disulfide	101	(57 - 147)			SW846 8260B
	102	(57 - 147)	1.7	(0-30)	SW846 8260B
Carbon tetrachloride	108	(59 - 129)			SW846 8260B
	112	(59 - 129)	3.7	(0-30)	SW846 8260B
Chlorobenzene	**94**	**(80 - 110)**			**SW846 8260B**
	95	**(80 - 110)**	**0.85**	**(0-30)**	**SW846 8260B**
Chloroethane	50	(21 - 165)			SW846 8260B
	54	(21 - 165)	6.9	(0-30)	SW846 8260B
Chloroform	88	(76 - 118)			SW846 8260B
	90	(76 - 118)	2.1	(0-30)	SW846 8260B
Chloromethane	64	(33 - 132)			SW846 8260B
	64	(33 - 132)	0.42	(0-30)	SW846 8260B
Cyclohexane	91	(49 - 123)			SW846 8260B
	93	(49 - 123)	2.0	(0-30)	SW846 8260B
Dibromochloromethane	94	(56 - 118)			SW846 8260B
	96	(56 - 118)	3.0	(0-30)	SW846 8260B
1,2-Dibromo-3-chloro-propane	77	(32 - 139)			SW846 8260B
	87	(32 - 139)	11	(0-30)	SW846 8260B
1,2-Dibromoethane	84	(74 - 113)			SW846 8260B
	88	(74 - 113)	5.0	(0-30)	SW846 8260B
1,2-Dichlorobenzene	91	(75 - 111)			SW846 8260B
	96	(75 - 111)	4.7	(0-30)	SW846 8260B
1,3-Dichlorobenzene	92	(73 - 110)			SW846 8260B
	96	(73 - 110)	3.9	(0-30)	SW846 8260B
1,4-Dichlorobenzene	91	(75 - 110)			SW846 8260B
	93	(75 - 110)	1.5	(0-30)	SW846 8260B

(Continued on next page)

MATRIX SPIKE SAMPLE EVALUATION REPORT

GC/MS Volatiles

Client Lot #...: A1A170411 **Work Order #...:** MDDNC1AC-MS **Matrix.....:** WG
MS Lot-Sample #: A1A170411-004 MDDNC1AD-MSD

PARAMETER	PERCENT RECOVERY	RECOVERY LIMITS	RPD	RPD LIMITS	METHOD
Dichlorodifluoromethane	77	(17 - 128)			SW846 8260B
	81	(17 - 128)	5.5	(0-30)	SW846 8260B
1,1-Dichloroethane	83	(79 - 116)			SW846 8260B
	85	(79 - 116)	2.0	(0-30)	SW846 8260B
1,2-Dichloroethane	84	(68 - 129)			SW846 8260B
	87	(68 - 129)	4.2	(0-30)	SW846 8260B
1,1-Dichloroethene	**92**	**(74 - 135)**			**SW846 8260B**
	93	**(74 - 135)**	**1.8**	**(0-30)**	**SW846 8260B**
cis-1,2-Dichloroethene	93	(70 - 120)			SW846 8260B
	97	(70 - 120)	2.7	(0-30)	SW846 8260B
trans-1,2-Dichloroethene	92	(80 - 119)			SW846 8260B
	96	(80 - 119)	3.6	(0-30)	SW846 8260B
1,2-Dichloropropane	84	(78 - 115)			SW846 8260B
	90	(78 - 115)	6.9	(0-30)	SW846 8260B
cis-1,3-Dichloropropene	77	(51 - 110)			SW846 8260B
	83	(51 - 110)	7.7	(0-30)	SW846 8260B
trans-1,3-Dichloropropene	82	(46 - 116)			SW846 8260B
	86	(46 - 116)	5.4	(0-30)	SW846 8260B
Ethylbenzene	99	(75 - 116)			SW846 8260B
	99	(75 - 116)	0.17	(0-30)	SW846 8260B
2-Hexanone	73	(47 - 139)			SW846 8260B
	83	(47 - 139)	12	(0-30)	SW846 8260B
Isopropylbenzene	86	(68 - 116)			SW846 8260B
	86	(68 - 116)	0.65	(0-30)	SW846 8260B
Methyl acetate	61	(47 - 130)			SW846 8260B
	69	(47 - 130)	12	(0-30)	SW846 8260B
Methylene chloride	83	(63 - 128)			SW846 8260B
	84	(63 - 128)	2.0	(0-30)	SW846 8260B
Methylcyclohexane	85	(49 - 127)			SW846 8260B
	88	(49 - 127)	2.9	(0-30)	SW846 8260B
4-Methyl-2-pentanone	69	(56 - 131)			SW846 8260B
	77	(56 - 131)	11	(0-30)	SW846 8260B
Methyl tert-butyl ether (MTBE)	65	(46 - 144)			SW846 8260B
	72	(46 - 144)	10	(0-30)	SW846 8260B
Styrene	93	(71 - 117)			SW846 8260B
	93	(71 - 117)	0.08	(0-30)	SW846 8260B
1,1,2,2-Tetrachloroethane	76	(63 - 122)			SW846 8260B
	84	(63 - 122)	9.2	(0-30)	SW846 8260B
Tetrachloroethene	102	(70 - 117)			SW846 8260B
	105	(70 - 117)	2.7	(0-30)	SW846 8260B

(Continued on next page)

MATRIX SPIKE SAMPLE EVALUATION REPORT

GC/MS Volatiles

Client Lot #...: A1A170411 **Work Order #...:** MDDNC1AC-MS **Matrix.....:** WG
MS Lot-Sample #: A1A170411-004 MDDNC1AD-MSD

PARAMETER	PERCENT RECOVERY	RECOVERY LIMITS	RPD	RPD LIMITS	METHOD
Toluene	**97**	**(78 - 114)**			**SW846 8260B**
	98	**(78 - 114)**	**1.6**	**(0-30)**	**SW846 8260B**
1,2,4-Trichloro-benzene	95	(38 - 138)			SW846 8260B
	106	(38 - 138)	11	(0-30)	SW846 8260B
1,1,1-Trichloroethane	84	(68 - 121)			SW846 8260B
	90	(68 - 121)	5.8	(0-30)	SW846 8260B
1,1,2-Trichloroethane	90	(75 - 115)			SW846 8260B
	92	(75 - 115)	2.4	(0-30)	SW846 8260B
Trichloroethene	**101**	**(66 - 120)**			**SW846 8260B**
	103	**(66 - 120)**	**2.1**	**(0-30)**	**SW846 8260B**
Trichlorofluoromethane	88	(46 - 157)			SW846 8260B
	94	(46 - 157)	7.2	(0-30)	SW846 8260B
1,1,2-Trichloro-1,2,2-trifluoroethane	122	(70 - 152)			SW846 8260B
	126	(70 - 152)	3.0	(0-30)	SW846 8260B
Vinyl chloride	76	(49 - 130)			SW846 8260B
	78	(49 - 130)	2.0	(0-30)	SW846 8260B
Xylenes (total)	99	(76 - 116)			SW846 8260B
	99	(76 - 116)	0.31	(0-30)	SW846 8260B

SURROGATE	PERCENT RECOVERY	RECOVERY LIMITS
Dibromofluoromethane	94	(75 - 121)
	97	(75 - 121)
1,2-Dichloroethane-d4	84	(63 - 129)
	87	(63 - 129)
Toluene-d8	97	(74 - 115)
	101	(74 - 115)
4-Bromofluorobenzene	102	(66 - 117)
	104	(66 - 117)

NOTE(S):

Calculations are performed before rounding to avoid round-off errors in calculated results.

Bold print denotes control parameters

MATRIX SPIKE SAMPLE DATA REPORT

GC/MS Volatiles

Client Lot #...: A1A170411 **Work Order #...:** MDDNC1AC-MS **Matrix.....:** WG
MS Lot-Sample #: A1A170411-004 MDDNC1AD-MSD
Date Sampled...: 01/14/11 11:43 **Date Received..:** 01/15/11
Prep Date.....: 01/19/11 **Analysis Date..:** 01/19/11
Prep Batch #...: 1020094
Dilution Factor: 1

PARAMETER	SAMPLE AMOUNT	SPIKE AMT	MEASRD AMOUNT	UNITS	PERCNT RECVRY	RPD	METHOD
Acetone	ND	20	11	ug/L	53		SW846 8260B
	ND	20	12	ug/L	59	11	SW846 8260B
Benzene	**ND**	**10**	**9.2**	**ug/L**	**92**		**SW846 8260B**
	ND	**10**	**9.4**	**ug/L**	**94**	**2.7**	**SW846 8260B**
Bromodichloromethane	ND	10	9.2	ug/L	92		SW846 8260B
	ND	10	9.5	ug/L	95	3.3	SW846 8260B
Bromoform	ND	10	8.7	ug/L	87		SW846 8260B
	ND	10	8.8	ug/L	88	1.6	SW846 8260B
Bromomethane	ND	10	6.0	ug/L	60		SW846 8260B
	ND	10	6.7	ug/L	67	11	SW846 8260B
2-Butanone	ND	20	16	ug/L	78		SW846 8260B
	ND	20	17	ug/L	86	9.3	SW846 8260B
Carbon disulfide	ND	10	10	ug/L	101		SW846 8260B
	ND	10	10	ug/L	102	1.7	SW846 8260B
Carbon tetrachloride	ND	10	11	ug/L	108		SW846 8260B
	ND	10	11	ug/L	112	3.7	SW846 8260B
Chlorobenzene	**ND**	**10**	**9.4**	**ug/L**	**94**		**SW846 8260B**
	ND	**10**	**9.5**	**ug/L**	**95**	**0.85**	**SW846 8260B**
Chloroethane	ND	10	5.0	ug/L	50		SW846 8260B
	ND	10	5.4	ug/L	54	6.9	SW846 8260B
Chloroform	1.4	10	10	ug/L	88		SW846 8260B
	1.4	10	10	ug/L	90	2.1	SW846 8260B
Chloromethane	ND	10	6.4	ug/L	64		SW846 8260B
	ND	10	6.4	ug/L	64	0.42	SW846 8260B
Cyclohexane	ND	10	9.1	ug/L	91		SW846 8260B
	ND	10	9.3	ug/L	93	2.0	SW846 8260B
Dibromochloromethane	ND	10	9.4	ug/L	94		SW846 8260B
	ND	10	9.6	ug/L	96	3.0	SW846 8260B
1,2-Dibromo-3-chloro-propane	ND	10	7.7	ug/L	77		SW846 8260B
	ND	10	8.7	ug/L	87	11	SW846 8260B
1,2-Dibromoethane	ND	10	8.4	ug/L	84		SW846 8260B
	ND	10	8.8	ug/L	88	5.0	SW846 8260B
1,2-Dichlorobenzene	ND	10	9.1	ug/L	91		SW846 8260B
	ND	10	9.6	ug/L	96	4.7	SW846 8260B
1,3-Dichlorobenzene	ND	10	9.2	ug/L	92		SW846 8260B
	ND	10	9.6	ug/L	96	3.9	SW846 8260B
1,4-Dichlorobenzene	ND	10	9.1	ug/L	91		SW846 8260B
	ND	10	9.3	ug/L	93	1.5	SW846 8260B

(Continued on next page)

MATRIX SPIKE SAMPLE DATA REPORT

GC/MS Volatiles

Client Lot #...: A1A170411 **Work Order #...:** MDDNC1AC-MS **Matrix.....:** WG
MS Lot-Sample #: A1A170411-004 MDDNC1AD-MSD

PARAMETER	SAMPLE AMOUNT	SPIKE AMT	MEASRD AMOUNT	UNITS	PERCNT RECVRY	RPD	METHOD
Dichlorodifluoromethane	ND	10	7.7	ug/L	77		SW846 8260B
	ND	10	8.1	ug/L	81	5.5	SW846 8260B
1,1-Dichloroethane	ND	10	8.7	ug/L	83		SW846 8260B
	ND	10	8.9	ug/L	85	2.0	SW846 8260B
1,2-Dichloroethane	ND	10	8.4	ug/L	84		SW846 8260B
	ND	10	8.7	ug/L	87	4.2	SW846 8260B
1,1-Dichloroethene	**ND**	**10**	**9.2**	**ug/L**	**92**		**SW846 8260B**
	ND	**10**	**9.3**	**ug/L**	**93**	**1.8**	**SW846 8260B**
cis-1,2-Dichloroethene	7.0	10	16	ug/L	93		SW846 8260B
	7.0	10	17	ug/L	97	2.7	SW846 8260B
trans-1,2-Dichloroethene	ND	10	9.9	ug/L	92		SW846 8260B
	ND	10	10	ug/L	96	3.6	SW846 8260B
1,2-Dichloropropane	ND	10	8.4	ug/L	84		SW846 8260B
	ND	10	9.0	ug/L	90	6.9	SW846 8260B
cis-1,3-Dichloropropene	ND	10	7.7	ug/L	77		SW846 8260B
	ND	10	8.3	ug/L	83	7.7	SW846 8260B
trans-1,3-Dichloropropene	ND	10	8.2	ug/L	82		SW846 8260B
	ND	10	8.6	ug/L	86	5.4	SW846 8260B
Ethylbenzene	ND	10	9.9	ug/L	99		SW846 8260B
	ND	10	9.9	ug/L	99	0.17	SW846 8260B
2-Hexanone	ND	20	15	ug/L	73		SW846 8260B
	ND	20	17	ug/L	83	12	SW846 8260B
Isopropylbenzene	ND	10	8.6	ug/L	86		SW846 8260B
	ND	10	8.6	ug/L	86	0.65	SW846 8260B
Methyl acetate	ND	10	6.1	ug/L	61		SW846 8260B
	ND	10	6.9	ug/L	69	12	SW846 8260B
Methylene chloride	ND	10	8.3	ug/L	83		SW846 8260B
	ND	10	8.4	ug/L	84	2.0	SW846 8260B
Methylcyclohexane	ND	10	8.5	ug/L	85		SW846 8260B
	ND	10	8.8	ug/L	88	2.9	SW846 8260B
4-Methyl-2-pentanone	ND	20	14	ug/L	69		SW846 8260B
	ND	20	15	ug/L	77	11	SW846 8260B
Methyl tert-butyl ether (MTBE)	ND	10	6.5	ug/L	65		SW846 8260B
	ND	10	7.2	ug/L	72	10	SW846 8260B
Styrene	ND	10	9.3	ug/L	93		SW846 8260B
	ND	10	9.3	ug/L	93	0.08	SW846 8260B
1,1,2,2-Tetrachloroethane	ND	10	7.6	ug/L	76		SW846 8260B
	ND	10	8.4	ug/L	84	9.2	SW846 8260B
Tetrachloroethene	ND	10	10	ug/L	102		SW846 8260B
	ND	10	10	ug/L	105	2.7	SW846 8260B

(Continued on next page)

MATRIX SPIKE SAMPLE DATA REPORT

GC/MS Volatiles

Client Lot #...: A1A170411 **Work Order #...:** MDDNC1AC-MS **Matrix.....:** WG
MS Lot-Sample #: A1A170411-004 MDDNC1AD-MSD

PARAMETER	SAMPLE AMOUNT	SPIKE AMT	MEASRD AMOUNT	UNITS	PERCNT RECVRY	RPD	METHOD
Toluene	**ND**	**10**	**9.7**	**ug/L**	**97**		**SW846 8260B**
	ND	**10**	**9.8**	**ug/L**	**98**	**1.6**	**SW846 8260B**
1,2,4-Trichloro-benzene	ND	10	9.5	ug/L	95		SW846 8260B
	ND	10	11	ug/L	106	11	SW846 8260B
1,1,1-Trichloroethane	ND	10	8.4	ug/L	84		SW846 8260B
	ND	10	9.0	ug/L	90	5.8	SW846 8260B
1,1,2-Trichloroethane	ND	10	9.0	ug/L	90		SW846 8260B
	ND	10	9.2	ug/L	92	2.4	SW846 8260B
Trichloroethene	**ND**	**10**	**10**	**ug/L**	**101**		**SW846 8260B**
	ND	**10**	**10**	**ug/L**	**103**	**2.1**	**SW846 8260B**
Trichlorofluoromethane	ND	10	8.8	ug/L	88		SW846 8260B
	ND	10	9.4	ug/L	94	7.2	SW846 8260B
1,1,2-Trichloro-1,2,2-trifluoroethane	ND	10	12	ug/L	122		SW846 8260B
	ND	10	13	ug/L	126	3.0	SW846 8260B
Vinyl chloride	ND	10	8.0	ug/L	76		SW846 8260B
	ND	10	8.1	ug/L	78	2.0	SW846 8260B
Xylenes (total)	ND	30	30	ug/L	99		SW846 8260B
	ND	30	30	ug/L	99	0.31	SW846 8260B

SURROGATE	PERCENT RECOVERY	RECOVERY LIMITS
Dibromofluoromethane	94	(75 - 121)
	97	(75 - 121)
1,2-Dichloroethane-d4	84	(63 - 129)
	87	(63 - 129)
Toluene-d8	97	(74 - 115)
	101	(74 - 115)
4-Bromofluorobenzene	102	(66 - 117)
	104	(66 - 117)

NOTE(S):

Calculations are performed before rounding to avoid round-off errors in calculated results.

Bold print denotes control parameters

CONESTOGA-ROVERS & ASSOCIATES

6520 Corporate Drive
Indianapolis, Indiana 46278
(317) 291-7007 phone
(317) 328-2666 fax

SHIPPED TO (Laboratory Name): Test America

REFERENCE NUMBER: 017324-TD2

PROJECT NAME: Muncie Transmission

CHAIN-OF-CUSTODY RECORD

SAMPLER'S SIGNATURE: _____ **PRINTED NAME:** Tim Ranger

SEQ. No.	DATE	TIME	SAMPLE IDENTIFICATION No.	SAMPLE MATRIX	No. OF CONTAINERS	PARAMETERS: VOC	REMARKS
1	1/14/11	1007	GW-017324-011411-TP-001	Water	3	X	
2		1010	GW-017324-011411-TP-002		3	X	
3		1015	TB-017324-011411-TP-001		1	X	
4		1143	GW-017324-011411-TP-003		9	X	ms/msd
5		1257	GW-017324-011411-TP-004		3	X	
6		1403	GW-017324-011411-TP-005		3	X	
7	1/14/11	1530	GW-017324-011411-TP-006	Water	3	X	

TOTAL NUMBER OF CONTAINERS 25

RELINQUISHED BY: ① _____	DATE: 1/14/11 TIME: 1730	RECEIVED BY: ② _____	DATE: TIME:
RELINQUISHED BY: ② _____	DATE: TIME:	RECEIVED BY: ③ _____	DATE: TIME:
RELINQUISHED BY: ③ _____	DATE: TIME:	RECEIVED BY: ④ _____	DATE: TIME:

METHOD OF SHIPMENT: FedEx **TRACKING No.** 8724 2398 3964

White -Fully Executed Copy
Yellow -Receiving Laboratory Copy
Pink -Shipper Copy
Goldenrod -Sampler Copy

SAMPLE TEAM: Tim Ranger

RECEIVED FOR LABORATORY BY: _____
DATE: 1/15/11 TIME: 940

2264

400001-00(SOURCE)GN-CO007

TestAmerica Cooler Receipt Form/Narrative **Lot Number:** AIR170411
North Canton Facility

Client CRA Project Muncie Trans By: (Signature)
Cooler Received on 11/15/11 Opened on 11/17/11
FedEx ☒ UPS ☐ DHL ☐ FAS ☐ Stetson ☐ Client Drop Off ☐ TestAmerica Courier ☐ Other
TestAmerica Cooler # Multiple Coolers ☐ Foam Box ☐ Client Cooler ☒ Other

1. Were custody seals on the outside of the cooler(s)? Yes ☒ No ☐ Intact? Yes ☒ No ☐ NA ☐
   If YES, Quantity 1 Quantity Unsalvageable
   Were custody seals on the outside of cooler(s) signed and dated? Yes ☒ No ☐ NA ☐
   Were custody seals on the bottle(s)? Yes ☐ No ☒
   If YES, are there any exceptions?
2. Shippers' packing slip attached to the cooler(s)? Yes ☒ No ☐
3. Did custody papers accompany the sample(s)? Yes ☒ No ☐ Relinquished by client? Yes ☒ No ☐
4. Were the custody papers signed in the appropriate place? Yes ☒ No ☐
5. Packing material used: Bubble Wrap ☒ Foam ☒ None ☐ Other
6. Cooler temperature upon receipt 3.1 °C See back of form for multiple coolers/temps ☐
   METHOD: IR ☒ Other ☐
   COOLANT: Wet Ice ☒ Blue Ice ☐ Dry Ice ☐ Water ☐ None ☐
7. Did all bottles arrive in good condition (Unbroken)? Yes ☒ No ☐
8. Could all bottle labels be reconciled with the COC? Yes ☒ No ☐
9. Were sample(s) at the correct pH upon receipt? Yes ☐ No ☐ NA ☒
10. Were correct bottle(s) used for the test(s) indicated? Yes ☒ No ☐
11. Were air bubbles >6 mm in any VOA vials? Yes ☐ No ☒ NA ☐
12. Sufficient quantity received to perform indicated analyses? Yes ☒ No ☐
13. Was a trip blank present in the cooler(s)? Yes ☒ No ☐ Were VOAs on the COC? Yes ☐ No ☒

Contacted PM Date by via Verbal ☐ Voice Mail ☐ Other ☐
Concerning

14. CHAIN OF CUSTODY

The following discrepancies occurred:

15. SAMPLE CONDITION

Sample(s) were received after the recommended holding time had expired.
Sample(s) were received in a broken container.
Sample(s) were received with bubble >6 mm in diameter. (Notify PM)

16. SAMPLE PRESERVATION

Sample(s) were further preserved in Sample Receiving to meet recommended pH level(s). *Nitric Acid Lot#* 100110-HNO_3; *Sulfuric Acid Lot#* 110410-H_2SO_4; *Sodium Hydroxide Lot#* 100108 -*NaOH; Hydrochloric Acid Lot#* 092006-*HCl; Sodium Hydroxide and Zinc Acetate Lot#* 100108-($CH_3COO)_2ZN$/*NaOH*. What time was preservative added to sample(s)?

Client ID	pH	Date	Initials

TestAmerica Cooler Receipt Form/Narrative
North Canton Facility

Client ID	pH	Date	Initials

Cooler #	Temp. °C	Method	Coolant

Discrepancies Cont'd:

TestAmerica
THE LEADER IN ENVIRONMENTAL TESTING

END OF REPORT

CONESTOGA-ROVERS & ASSOCIATES

6520 Corporate Drive
Indianapolis, Indiana 46278
Telephone: (317) 291-7007 Fax: (317) 328-2666
www.CRAworld.com

MEMORANDUM

TO:	Greg Carli	REF. NO.:	017324-T02
FROM:	Michael Richardson/am/14 MCR	DATE:	February 3, 2011
C.C.:	Shannon Richardson		

RE: **Data Quality Assessment and Validation for the Groundwater Samples Collected from the Former Manual Transmissions of Muncie Site in Muncie, Indiana.**

The following details a quality assessment and validation of the analytical data resulting from the January 14, 2011 collection of groundwater samples and quality control samples from the Manual Transmissions of Muncie Site in Muncie, Indiana. The sample summary detailing sample identification, sample location, quality control samples, and analytical parameters is presented in Table 1. Sample analysis was completed by TestAmerica Laboratories, Inc. of North Canton, Ohio (TA-NC) in accordance with the methodologies presented in Table 2.

The quality control criteria used to assess the data were established by the methods and the quality assurance project plan (QAPP). Application of quality assurance criteria was consistent with the following guidance documents:

i. "USEPA Contract Laboratory Program National Functional Guidelines for Organic Data Review", EPA 540/R-99/008, October 1999.

These guidelines are collectively referred to as "NFGs" in this Memorandum.

Sample Preservation and Holding Times

Sample holding time periods and preservation requirements are presented in Table 2.

The samples, as indicated by the sample collection, extraction and analysis dates on the chain-of-custody forms and analytical reports provided by TA-NC, were prepared, and analyzed within the required holding time periods.

The samples were shipped and maintained in accordance with the samples preservation requirements.

Method Blank Samples

Method blank samples are prepared from a purified sample matrix and are processed concurrently with investigative samples to assess the presence and the magnitude of sample contamination introduced during sample analysis. Method blank samples are analyzed at a minimum frequency of one per analytical batch and target analytes should be non-detect.

The method blank samples were reported to be free from detectable levels of target analytes, indicating no laboratory-attributable contamination occurred.

Surrogate Compounds – Organic Analyses

Individual sample performance for organic analyses was monitored by assessing the results of surrogate compound percent recoveries. Surrogate percent recoveries are reviewed against the laboratory developed control limits provided in the analytical report.

The surrogate recovery acceptance criteria were met for all samples that could be evaluated.

Matrix Spike/Matrix Spike Duplicate Analyses

To assess the long term accuracy and precision of the analytical methods on various matrices, matrix spike/matrix spike duplicate (MS/MSD) percent recoveries and the relative percent difference (RPD) of the concentrations were determined. The organic MS/MSD percent recovery and RPD control limits are established by the laboratory. The samples selected for MS/MSD analysis are identified in Table 1.

The MS/MSD percent recoveries and associated RPD acceptance criteria were met in the sample analyses.

Laboratory Control Sample/Laboratory Control Sample Duplicate Analysis

The laboratory control sample and laboratory control sample duplicate (LCS/LCSD) analyses serve as a monitor of the overall performance in all steps of the sample analysis and are analyzed with each sample batch. The LCS/LCSD percent recoveries were evaluated against method and laboratory established control limits.

The LCS/LCSD percent recoveries were within the laboratory control limits or did not warrant qualification, indicating that an acceptable level of overall performance was achieved.

Laboratory precision was verified by the relative percent difference (RPD) of the LCS/LCSD when a matrix spike/matrix spike duplicate was not analyzed.

The RPDs were within the laboratory control limits, indicating that an acceptable level of overall laboratory precision was achieved.

Field Quality Assurance/Quality Control

The field quality assurance/quality control consisted of one (1) field duplicate sample set.

Field Duplicate Samples

Overall precision for the sampling event and laboratory procedures was monitored using the results of the field duplicate sample sets. The RPDs associated with these duplicate samples must be less than 50 percent for water samples. If the reported concentration in either the investigative sample or its duplicate is less than five times the RL, the evaluation criteria is one times the RL value for water samples.

The data indicate that an adequate level of precision was achieved for the sampling event.

Overall Assessment

The data were found to exhibit acceptable levels of accuracy and precision based on the provided information and may be used without qualification.

TABLE 1

SAMPLE COLLECTION AND ANALYSIS SUMMARY
GROUNDWATER MONITORING - JANUARY 14, 2011
FORMER MANUAL TRANSMISSIONS OF MUNCIE
MUNCIE, INDIANA

						Analysis/Parameters
Sample Identification	*Location*	*Matrix*	*QC Samples*	*Collection Date (mm/dd/yyyy)*	*Collection Time (hr:min)*	*TCL VOC*
TA-NC Lot No.: A1A170411						
GW-017324-011411-TP-001	MW40-11	Groundwater	-	1/14/2011	10:07	X
GW-017324-011411-TP-002	MW40-11	Groundwater	DUP (001)	1/14/2011	10:10	X
TB-017324-011411-TP-001	-	Water	Trip Blank	1/14/2011	10:15	X
GW-017324-011411-TP-003	MW41-11	Groundwater	MS/MSD	1/14/2011	11:43	X
GW-017324-011411-TP-004	MW42-11	Groundwater	-	1/14/2011	12:57	X
GW-017324-011411-TP-005	MW43-11	Groundwater	-	1/14/2011	14:03	X
GW-017324-011411-TP-006	MW44-11	Groundwater	-	1/14/2011	15:30	X

Notes:

QC - Quality Control
TCL - Target Compound List
VOC - Volatile Organic Compounds
DUP - Field Duplicate Sample of sample in parenthesis
MS/MSD - Matrix Spike/Matrix Spike Duplicate
TA-NC - TestAmerica Laboratories, Inc. - North Canton, Ohio

TABLE 2

SUMMARY OF ANALYTICAL METHODS, HOLDING TIME PERIODS, AND PRESERVATIVES
GROUNDWATER MONITORING - JANUARY 14, 2011
FORMER MANUAL TRANSMISSIONS OF MUNCIE
MUNCIE, INDIANA

Parameter	*Method*[1]	*Matrix*	*Holding Time*	*Preservation*
TCL VOC	SW-846 8260B	Water	- 14 days from sample collection to completion of analysis.	pH < 2 and Iced, 4 ± 2° C

Notes:

[1] Method References:
SW-846 - "Test Methods for Evaluating Solid Waste, Physical/Chemical Methods", SW-846, 3rd Edition, and Promulgated updates, November 1986

TCL - Target Compound List
VOC - Volatile Organic Compounds