



CONFIDENTIAL - PREPARED AT THE REQUEST OF COUNSEL
JANUARY 15, 2009

**DRAFT
WORK PLAN FOR CONCRETE FLOOR SLAB
REMEDICATION - SELF-IMPLEMENTING ON-SITE
CLEANUP AND DISPOSAL**

**GENERAL MOTORS POWERTRAIN
SAGINAW MALLEABLE IRON PLANT
SAGINAW, MICHIGAN**

**JANUARY 2009
REF. NO. 007878 (21)**

**Prepared by:
Conestoga-Rovers
& Associates**

651 Colby Drive
Waterloo, Ontario
Canada N2V 1C2

Office: (519) 884-0510
Fax: (519) 884-0525

web: <http://www.CRAworld.com>

TABLE OF CONTENTS

	<u>Page</u>
1.0 INTRODUCTION	1
1.1 BACKGROUND	1
1.2 WORK PLAN OBJECTIVES.....	1
2.0 PREVIOUS INVESTIGATIONS, RESULTS, AND REMEDIAL ACTIVITIES	3
2.1 PCB USAGE	3
2.1.1 HISTORICAL PCB RELEASES.....	4
2.1.2 PLANT CONCRETE FLOOR SAMPLING TO SUPPORT MANUFACTURING 1998 TO 2003.....	5
2.1.3 MELTING DEPARTMENT AREA INVESTIGATIONS	6
2.1.4 KILN AREA INVESTIGATIONS	6
2.1.5 QUENCH PIT AREA INVESTIGATIONS.....	7
2.1.6 RECENT INVESTIGATIONS	7
3.0 DATA INTERPRETATION	9
3.1 STATISTICAL EVALUATION -TO UPDATE.....	10
4.0 PROPOSED REMEDIATION ACTIVITIES.....	12
4.1 PROPOSED END-USE.....	12
4.2 SELF-IMPLEMENTING ON-SITE CLEANUP AND DISPOSAL APPROACH.....	13
4.2.1 FILLING AND CAPPING OF BASEMENT AREAS	14
4.2.2 CLEANING	14
4.2.3 SELECTIVE CONCRETE REMOVAL	15
4.2.4 SOIL AND VEGETATIVE COVER.....	16
4.2.5 DEED RESTRICTIONS.....	17
4.2.6 LONG-TERM MAINTENANCE.....	17
5.0 SCHEDULE.....	18
6.0 SUMMARY	19
7.0 REFERENCES.....	20

LIST OF FIGURES
(Following Text)

FIGURE 1.1	SITE LOCATION
FIGURE 2.1	SITE PLAN
FIGURE 2.2	HISTORICAL CONCRETE SAMPLE LOCATIONS
FIGURE 2.3	DISTRIBUTION OF HISTORICAL PCB SAMPLE RESULTS BY CONCENTRATION
FIGURE 2.4	RECENT CONCRETE SAMPLE LOCATIONS
FIGURE 2.5	DISTRIBUTION OF RECENT PCB SAMPLE RESULTS BY CONCENTRATION
FIGURE 3.1	COLOR CODED DISTRIBUTION OF PCBS IN CONCRETE
FIGURE 4.1	PROPOSED LOCATIONS FOR CLEANING
FIGURE 4.2	PROPOSED LOCATIONS FOR SELECTIVE CONCRETE REMOVAL
FIGURE 4.3	PROPOSED LIMITS OF DEED RESTICTIONS

LIST OF TABLES
(Following Text)

TABLE 2.1 HISTORICAL CONCRETE SAMPLE RESULTS

TABLE 2.2 RECENT CONCRETE SAMPLE RESULTS

LIST OF PLANS
(Following Text)

PLAN 1 RECENT PCB INVESTIGATION CONCRETE SAMPLING RESULTS

LIST OF ATTACHMENTS

ATTACHMENT A CORRESPONDENCE WITH U.S. EPA

ATTACHMENT B PROUCL OUTPUT

1.0 INTRODUCTION

The following Work Plan presents proposed remedial activities to support a request for a Self-Implementing On-site Cleanup and Disposal Approval from U.S. EPA under 40 Code of Federal Regulations (CFR) 761.61 (a). The remedial activities are associated with managing in place portions of the main plant concrete floor slab of the Saginaw Malleable Iron (SMI) Plant (Site) located at 77 West Center Street, Saginaw, Michigan and addressing the risks associated with potential exposures to polychlorinated biphenyls (PCBs) in the concrete. This Work Plan was prepared by Conestoga-Rovers & Associates (CRA) on behalf of General Motors Corporation (GM).

1.1 BACKGROUND

The SMI property consists of approximately 150 acres located along the Saginaw River adjacent to the southern boundary of the City of Saginaw, Michigan, as shown on Figure 1.1. The main manufacturing facility (Plant) occupies an area of approximately 1 million square feet (23 acres).

Operations at the facility consisted of activities associated with casting and heat treating iron. The Plant had historically used PCBs and PCB items in several of applications including transformers, capacitors, switch gear, hydraulic systems, kiln seals, and fluorescent light ballasts. Releases of PCBs to the concrete occurred during those standard Plant operations.

Decommissioning activities have been ongoing since the Plant ceased operations on April 20, 2007. The building is proposed for demolition. Because of the extent of the floor, GM intends to leave the concrete floor slab and concrete in the underlying basements in place, under a soil cover.

1.2 WORK PLAN OBJECTIVES

The objectives of this Work Plan are to demonstrate that the proposed activities will adequately manage the potential risk of leaving the concrete in place for the floor slab. This Work Plan provides all the relevant information required under 40 CFR 761.61(a) - Self Implementing on-Site Cleanup and Disposal of PCB Remediation Waste and addresses all areas of the SMI concrete floor slab with PCB concentrations exceeding 25 mg/kg, with the exception of the Melting Department Area. Melting Department Area will be addressed by a separate cover in accordance with 40 CFR 761.61(c) -

Risk-based disposal approach. Areas with concentrations less than 25 mg/kg PCBs are not regulated under 40 CFR 761 and, therefore, no remedial activities are required. This Work Plan will serve as the "Notification/Certification of Cleanup" as required under 40 CFR 761.61(a)(3). The following information is included as part of this Work Plan to provide the United States Environmental Protection Agency (U.S. EPA) adequate information to review the Work Plan:

- Nature of contamination including kinds of materials contaminated
- Procedures used to sample contaminated and adjacent areas and a table or cleanup site map showing PCB concentrations measured in all pre-cleanup characterization samples
- Location and extent of the contaminated area
- Cleanup plan for the site including schedule, disposal technology, and approach
- All sampling plans, sample collection procedures, sample preparation procedures, extraction procedures, and instrumental/chemical analysis procedures used to assess or characterize the PCB contamination at the Site, are available for U.S. EPA inspection, upon request

2.0 PREVIOUS INVESTIGATIONS, RESULTS, AND REMEDIAL ACTIVITIES

The following sections summarize previous investigations, sample results, and previously completed remedial activities as they relate to concrete floors and/or basements. The activities have been divided into two main groupings, historical (pre-2006) and recent (2006 to 2009). In 2006/2009, GM completed extensive sampling of the concrete associated with decommissioning activities. The entire data set representing remaining PCB concentrations in concrete will be used for remedy determination. A total number of 865 samples were collected and analyzed for PCBs. A majority of the higher results are, as would be expected, located either in the Melting Department Area, or in the Quench Pit areas of the Annealing Area (kilns).

2.1 PCB USAGE

The Plant had historically used PCBs and PCB items in several of applications including transformers, capacitors, switch gear, hydraulic systems, kiln seals, and fluorescent light ballasts. PCBs and PCB items were removed and disposed of since the mid 1970s. Figure 2.1 presents the Site Plan and Figure 2.2 presents the locations of historical concrete samples representing concrete still in place. Table 2.1 presents the sample results for the concrete samples representing the remaining concrete. Figure 2.3 presents the distribution of the sample results by concentration.

SHOULDN'T WE DISCUSS THIS SECTION IN A MORE THOROUGH MANNER???

THERE WERE MORE PRE-78 SPILLS THAN THIS. DO WE HAVE RECORDS OR AREAS THAT WE BELIEVE THE SPILLS WERE PRE-78?? FOR EXAMPLE, AS I UNDERSTAND IT THE CAP ROOMS HAD POST-78 SPILLS AND WE BELIEVE THE MELT AREA HAD PCB USAGE AFTER 78. IF WE HAD A PCB APPLICATION IN AN AREA THAT HAS PCBs, I CAN SEE WHY WE WOULDN'T ALWAYS ASSUME IT WAS PRE-78. BUT IF WE DIDN'T HAVE A POST 78 APPLICATION WE SHOULD BE ABLE TO SAY SOMETHING ABOUT WHEN THE RELEASE LIKELY OCCURRED. DID WE HAVE A PROCESS FOR REPORTING POST-78 SPILLS??

CRA DOES NOT HAVE THESE RECORDS

Cra has searched the documents from the trailer and reviewed the followings: Annual Records for 1985, 1986, 1987, 1988, 1989, 1990, 1991, 1992, 1993, 1994, 1995, 1996, 1997, 1999, 2000; Historical PCB Data Memo dated October 22, 1996; Scope of Work to Further Characterize the Soils in the Plant Driveway Expansion Area - fax dated July 30, 1998; Scope of Work to Conduct Additional Characterization of Stormwater (Small) Pond Sediments and Surface Water dated July 30, 1998; Wastewater Letter dated September 2, 2007, Note to File dated April 11, 2000; Note to File dated December 18, 2001; Letter Regarding PCB Spill - Leaking Capacitor, Bowling Alley dated September 27, 2002; Note

dated June 14, 2000; Letter Regarding Melting - PCB /Oil/Water Spill dated June 28, 2005; Letter Regarding PCB /Oil/Water Spill - Rube System Overflow dated July 2, 2004 and Letter Regarding PCB Spill - Leaking Capacitor Annealing. The information extracted was used in Section 2.1.1 - Historical PCB Releases.

2.1.1 HISTORICAL PCB RELEASES

In 1971, PCB-containing oil was released when a new rooftop transformer being installed in the I27.7 area (Figure 2.1) fell during installation. The accident resulted in the release of the transformer oils onto the plant floor. Two concrete core samples were collected in this area on October 23, 1997 and the results reported PCBs at 0.33 mg/kg and 1.9 mg/kg.

On June 14, 2000, a PCB capacitor leak was reported. The leak occurred while removing a capacitor on the third floor melting deck. Approximately 0.5 gallon of oil was released in the front of the work bench near to rotating duck. The area impacted was cleaned with "Less than 10" solvent. Wipe samples were collected. The results for the concrete wipe samples collected on June 21, 2000 were all non-detect; therefore, all concrete was left in place without any additional clean-up or covering.

On November 27, 2001, a small PCB Don't we have other releases listed in the annual PCB reports?? capacitor broke in the Maintenance Building upon being transported. Approximately 1.5 gallons of oil was released on a 10-foot by 10-foot area. The oil was recovered, the area was double washed and triple rinsed. The concrete from the area impacted by the spill was removed on December 13, 2001 and new concrete was placed.

On September 10, 2002, maintenance personnel reported a PCB leak from a large capacitor being removed from service on the second floor in the Bowling Area. Spill was located on the floor near F-EF56-46 (approximately above column A8.9 located on the first floor). The spill was created from a pin size hole at the bottom of the capacitor. The area impacted was less than an inch diameter. After cleanup wipe sampling was conducted. Sampling results received from Merit Laboratories on September 17, 2002 indicated acceptable levels of PCBs.

On February 10, 2004, a PCB spill was reported from a large capacitor being removed from service on a catwalk outside of the Annealing Area. Oil was released on an area approximately 1.5 feet by 2 feet. The spill was located on the floor near column H-13. The oil was recovered and the concrete from the spill area was removed and replaced.

On June 14, 2004, a PCB spill was reported when the water treatment system located in the EMS building overflowed untreated water, exited the building, contacting concrete and soil. Maintenance personnel responded by turning off the pumps associated with the system and yard personnel placed floor dry on the spill area. From an area that was approximately 80 feet by 110 feet, concrete wipe samples and soil samples were collected and submitted for PCB analysis. Impacted soil and gravel was removed and placed into roll-off boxes for disposal. Absorbent material was also placed into roll-off boxes for disposal. Analytical results for concrete, soil and gravel were reviewed. The concrete wipe samples were all less than 10 µg/100 cm², and therefore all concrete was left in place without any additional clean-up or covering. The soil and gravel were disposed.

On June 27, 2005, a backflow preventer on one of the Melting furnaces failed, releasing approximately 200 gallons of water/oil, potentially containing PCBs. The amount of oil in the spill was estimated at less than 1 percent. Spill barriers were set up in the Capacitor rooms A, B and C and the Maintenance Material Storage Area. The oil/water was vacuumed from the floor area. The cleanup was performed in accordance with the EPA's Spill Cleanup Policy identified under 761.125(b). Analytical results of the concrete wipe samples were all less than 10 µg/100 cm², and therefore, all concrete was left in place without any additional clean-up or covering. PCB was detected in the source oil at 7 ppm; therefore, it was estimated that less than 1 lbs of PCB was released

2.1.2 PLANT CONCRETE FLOOR SAMPLING TO SUPPORT MANUFACTURING 1998 TO 2003

GM collected numerous concrete samples for PCB analysis in various locations at the Plant between 1998 and 2003 to provide adequate and relevant due care information prior to executing various Plant activities. Plant activities include installing, replacing, and moving machinery as a part of manufacturing operations.

Concrete samples collected between 1998 to 2000 data were typically sampled from 0 to 6 inches below the top of the floor. The samples obtained from the first sampling depth (0 to 6 inches) are concrete core samples (typically referred to as the A interval in the sample names). The second and third sample depths were also core samples but may be composed of concrete or the underlying soil (typically referred to as the B and C intervals in the sample names). The depth intervals for these samples are not well documented. However, in an effort for completeness, all samples recorded at multiple depths were included in this Work Plan to ensure all possible concrete data was

considered. The samples collected from 2001 to 2003 are all from 0 to 6 inches into the floor. No deeper samples were collected.

A total of 495 samples were analyzed for PCBs between 1998 and 2003 representing 337 sample locations. The highest recorded PCB concentration was 106 mg/kg and was the only concentration greater than 100 mg/kg. No samples reported results greater than 50 mg/kg and less than or equal to 100 mg/kg. Five samples recorded PCB concentrations greater than 25 mg/kg and less than or equal to 50 mg/kg. Five samples reported PCB concentrations greater than 10 mg/kg and less than or equal to 25 mg/kg. 484 samples reported concentrations less than or equal to 10 mg/kg, including 324 samples reported as non-detect. All samples taken at multiple depths show either decreasing PCB concentrations or concentrations where PCBs have stabilized at low levels as the depth increases.

2.1.3 MELTING DEPARTMENT AREA INVESTIGATIONS

The Melting Department Area will be addressed by a work plan under separate cover in accordance with 40 CFR 761.61(c) - Risk-based disposal approval approach.

2.1.4 KILN AREA INVESTIGATIONS

Historical uses of PCBs in the Kiln Area include but are not limited to oils as sealing material. Eighteen annealing kilns are located on site; each kiln has dimensions of approximately 14 feet wide by 109 feet long by 10 feet high. The kilns are steel, with a refractory lining and are located on steel columns above the concrete floor. Safety hatches, designed to release pressure in the event of explosion, are located on the top of the kilns. These hatches were sealed with PCB oil prior to 1975, at which time bank sand and Kaewool replaced the PCB oil as sealing material. In addition, PCB oil was stored in the vicinity of the kilns until 1985. No known releases of PCBs occurred; however, the kilns may have been contaminated by PCBs if oil leaked from the safety hatches during the course of normal operations. All kilns were cleaned by removing debris from hatches and triple rinsing with diesel fuel - Kilns 1, 2, 6, 8, 9, 10, 11, 12, 13, 14, and 15 in 1996; Kilns 3 and 4 in 1987; Kiln 5 in 1990, Kiln 17 in 1991, and Kilns 7 and 16 in 1994. GM has collected wipe samples of the kilns and PCBs have been reported. Concrete floor samples in the Kiln Area have reported low levels (most less than 25 mg/kg) of PCBs as presented in Section 3.0.

2.1.5 QUENCH PIT AREA INVESTIGATIONS

The Quench Pit Area is not related directly to historical PCB usage; however the proximity of the kilns warranted PCB sampling. Three oil quench pits are located on site. Each quench oil pit has dimensions of approximately 15 feet wide by 25 feet long by 10 feet deep. In 2002, a LNAPL Recovery System was installed and is operated since. The collected oil is sampled and analyzed for PCBs. Recent samples showed non-detected values for PCBs; therefore, the recovered oil was recycled. The oil sampling of the monitoring wells from the Quench Pit Area conducted on March 1, 2007 (QPTW1, QPTW3, QPTW4, QPTW5, QPTW10 and QPTW13) reported low levels (6 mg/kg) of PCBs.

2.1.6 RECENT INVESTIGATIONS

GM has been performing decommissioning related activities at the Plant since 2006. A Facility Environmental Assessment (FEA) was conducted between December 2006 and January 2007 which identified PCBs at the Plant. The FEA included sampling areas of environmental interest including stained concrete floors. An additional sampling event was conducted between June 12 and June 25, 2007 to further investigate the PCB detections from the FEA. Various media were sampled and analyzed for PCBs including samples from walls and floors. In order to further delineate the locations exhibiting concentrations greater than 25 mg/kg, concrete samples were collected and analyzed for PCBs during two additional sampling phases (February 2008 and January 2009). For the areas reporting PCBs in excess of 100 mg/kg the intent was to collect data necessary to define proposed excavation limits (horizontal and vertical) for concrete removal. For areas reporting PCBs between 25 mg/kg and 100 mg/kg the intent was to ensure that the elevated sample location is appropriately delineated to concentrations less than 25 mg/kg to allow for appropriate statistical evaluation. Concrete sample locations are presented on Figure 2.4. Table 2.2 presents the sample results. Figure 2.5 presents the distribution of sample results by concentration.

The concrete samples were collected from the main floor and basements of the Plant associated with the following areas:

- Emissions Room
- Finishing Department
- Fire Station
- Kiln Area

- Melting Area
- Upper and Lower Basement
- Scrap Pad located outside the perimeter of the Plant

Sample collection in this phase of sampling was biased toward areas of stained concrete and in areas known to be associated with historical PCB usage.

UPDATE TO JAN 2009 RESULTS

Eight samples from five locations collected from various depths exceeded 100 mg/kg, with concentrations ranging between 106 mg/kg to 4,800 mg/kg. No samples reported results greater than 50 mg/kg and less than or equal to 100 mg/kg. 100 mg/kg. Seven samples reported PCB concentrations greater than 25 mg/kg and less than or equal to 50 mg/kg. Eight samples reported PCB concentrations greater than 10 mg/kg and less than or equal to 25 mg/kg. ___ samples reported concentrations less than or equal to 10 mg/kg, including ___ samples reported as non-detect.

Based on the data available, all sample locations exhibiting PCBs greater than 100 mg/kg are sufficiently delineated for the purpose of the excavation.

Figure 2.6 presents the distribution of sample results by concentration. The sample locations and sample results are presented on Plan 1.

3.0 DATA INTERPRETATION

Figure 3.1 was developed using the historical (1993 to 2003) and the recent (2006/2009) sample results and presents a color coded depiction based on PCB concentrations in the Plant concrete floor slab and basement. The following colors represent the corresponding PCB concentrations:

- Grey - PCB concentrations less than or equal 25 mg/kg
- Green - PCB concentrations greater than 25 mg/kg and less than or equal to 50 mg/kg
- Blue - PCB concentration greater than 50 and less than or equal to 100 mg/kg
- Yellow - PCB concentrations greater than 100 mg/kg

A total number of 865 surficial samples were collected and analyzed for PCBs. Where multiple intervals were sampled, the highest concentration has been used in the statistical evaluation. A majority of the higher results are, as would be expected, located either in the Melting Department or in the Quench Pit areas of the kilns.

UPDATE TO JAN 2009 RESULTS

Fifteen samples reported PCB concentration greater than 100 mg/kg. One sample location is located north of Quench Pit area (C03-008), one sample location is located east of Quench Pit area (C01-003C), and six samples are collected from three locations situated in the southern corner of the slab (FLR-CMG-KA-060, KA060, and KA060D). Seven of the sample locations exceeding 100 mg/kg (ranging between 130 mg/kg and 1700 mg/kg) are located in the northern portion of the slab in the Melting Department Area. The Melting Department Area is not part of the Self-implementing approach; therefore, the samples collected from the Melting Department Area will be addressed and detailed under a separate cover in accordance with 40 CFR 761.61(c). Three samples reported PCB concentrations greater than 50 mg/kg and less than or equal to 100 mg/kg.

Three sample locations reporting PCBs greater than 50 mg/kg and less than or equal to 100 mg/kg are located in the northern portion of the slab in the Melting Department area. ____ samples reported PCB concentrations greater than 25 mg/kg and less than or equal to 50 mg/kg. The sample locations reporting PCBs greater than 25 mg/kg and less than or equal to 50 mg/kg are located in the south-east portion of the slab near to the Quench Pit area (_____, C01-003, C01-002, C00-117, C99-025, WAL-CMG-KA-111, and C00-126) and one location in the northern portion of the slab in the Melting Department area. A total of ____ samples reported PCB concentrations greater than

10 mg/kg and less than or equal to 25 mg/kg. A total of 761 samples reported PCB concentrations less than or equal to 10 mg/kg including 312 samples reported as non-detect.

3.1 STATISTICAL EVALUATION -TO UPDATE

Below is a statistical evaluation of the two areas in the Plant which contained a majority of the higher level PCBs in the floor. This evaluation has been used to develop a remedial approach for the concrete floor slab after demolition of the building structure. This is consistent with U.S. EPA's position identified in the Response to Comments Document on the Proposed Rule - Disposal of Polychlorinated Biphenyls, OPPTS DOCKET #66009A and recent correspondence with a Region 5 PCB coordinator (Attachment A).

In the recent correspondence with U.S. EPA, it was stated that statistics are applicable *"if the data are meaningful"*. The letter further states that *"Importantly, a statistical approach such as arithmetic mean is based entirely on randomization. Grids should not be used with statistics."* For the purposes of comparing the arithmetic mean of a data set to an applicable criterion, or for estimating exposure risks, an Upper Confidence Limit (UCL) of the mean is recommended by U.S. EPA (2007, 2002) and MDEQ (2002). Such determination is performed on an Area of Concern (AOC) basis, pooling data from samples collected within the AOC. The derivation of UCLs both over the entire foundation footprint (approximately 23 acres), and on a more typical AOC size of 2 acres for industrial/commercial land use, has been undertaken.

As presented above, 865 samples have been collected over an area of 23 acres. Sample collection has typically been biased towards areas of potential impacts, but does include all areas within the foundation footprint. The results of the chemical analysis of the concrete core samples found a range of PCB concentrations including elevated concentrations, but also as a significant portion of non-detect values. GM's position is that even though the core sample locations were not selected on a random basis, the very large number of samples collected provides a representative data set suitable for statistical analysis. If anything, it is expected that by biasing core sample locations toward areas with higher than expected PCB concentrations, statistical analysis will result in more conservative (higher) UCLs. No grids were used as part of sample collection. In the statistical evaluation ___ samples were used. For the samples with multiple depths, the maximum value from all depths was taken in calculations.

GM used the ProUCL version 4 software developed for U.S. EPA (2007, available at <http://www.epa.gov/esd/tsc/software.htm>) to calculate the 95 percent UCL of the mean. The UCL has then been compared to the appropriate criterion to demonstrate compliance.

ProUCL provides appropriate methodology (the Kaplan-Meier procedure, described in the Section 4.6 of the ProUCL 4 Technical Guide) for handling any non-detect analytical results. The specific procedure used is automatically determined by ProUCL 4. For some historical samples, a reported detection limit was not available. In such cases, the current target detection limit of 0.33 mg/kg was assumed in preparing the data set.

A 95 percent UCL was obtained for each of the following data sets:

1. All data (historical and recent) gathered for the entire concrete slab. The calculated UCL (95 percent KM Chebyshev UCL) is ___ mg/kg.
2. All data (historical and recent) removing the 1,500 mg/kg. The calculated UCL (95 percent BCA UCL) is ___ mg/kg.
3. Data representing the 2 acres from the Quench Pit Area. The calculated UCL (97.5 percent KM Chebyshev UCL) is ___ mg/kg.
4. Data representing the 2 acres from the southern corner of the slab. The calculated UCL (95 percent KM Chebyshev UCL) is ___ mg/kg.
5. Data representing the 2 acres from the southern corner of the slab, removing the 1,500 mg/kg. The calculated UCL (95 percent KM Chebyshev UCL) is ___ mg/kg.

4.0 PROPOSED REMEDIATION ACTIVITIES

Based on the sample results representing in-place concrete in the floor slab and basement of the Plant, GM proposes the following remedial activities to manage risks relating to human health and the environment with the purpose of obtaining U.S. EPA approval under 40 CFR 761.61(a) for applicable areas. For purposes of this Work Plan, all areas reporting PCB statistical concentrations greater than 25 mg/kg are considered applicable areas and are covered by this Work Plan. Figure 3.1 presents the locations subject of remedial activities where PCB concentrations are statistically greater than 25 mg/kg.

The following sections provide additional details on the approach to the remediation activities.

4.1 PROPOSED END-USE

In order to identify the potential risks associated with the Site, the end-use must be contemplated to identify potential exposures. GM is proposing to have the property area, at and immediately surrounding the floor slab and basement, remain in place with improved conditions (cleaned, encapsulated, covered with soil), which will result in minimal human exposure. No future industrial or residential uses are currently planned for this property. For purposes of the remediation activities, GM conservatively assumes that the Site will meet the definition of a "Low Occupancy Area" which is defined in 40 CFR 761.3 as,

"Any area where PCB remediation waste has been disposed of on-site and where occupancy for any individual not wearing dermal and respiratory protection for a calendar year is: ...less than 335 hours (an average of 6.7 hours per week) for bulk PCB remediation waste"

The Low Occupancy Area standards are defined in 40 CFR 761.61(a)(4)(i)(B) as,

- (1) The cleanup level for bulk PCB remediation waste in low occupancy areas is ≤ 25 ppm ...*
- (2) Bulk PCB remediation wastes may remain at a cleanup site at concentrations > 25 ppm and ≤ 50 ppm if the site is secured by a fence and marked with a sign including the ML mark.*

(3) Bulk PCB remediation wastes may remain at a cleanup site at concentrations >25 ppm and ≤100 ppm if the site is covered with a cap meeting the requirements of paragraphs (a)(7) and (a)(8) of this section."

The Site is being currently decommissioned and demolished. The total area of the Site is approximately 150 acres and the area of the concrete slab is approximately 23 acres. The areas subject to this Work Plan are areas that exhibit PCB concentrations greater than 25 mg/kg (approximately ___ acres, or ___ percent of the concrete slab or only 0.8 percent of the entire Site with the exception of the Melting Department Area which is addressed under separate cover in accordance with 40 CFR 761.61(c)). Based on the following proposed remedial actions (cleaning, encapsulation, selective concrete removal, soil cap installation), the low expected exposure of less than 6.7 hours per week, and no proposed use that would include occupancy of the floor slab after demolition, low occupancy future use is reasonable.

4.2 SELF-IMPLEMENTING ON-SITE CLEANUP AND DISPOSAL APPROACH

GM is proposing a Self-implementing On-site Cleanup and Disposal Approach to fulfill the requirements of 40 CFR 761.61(a).

GM proposes to remove the concrete that exhibit PCB concentrations over 100 mg/kg (?>100 or > 25?) and leave the remaining concrete floor slab in place, clean, and cover with soil cover. Based on the statistical analysis above, following removal of select concrete, the 95 percent UCL representing post remedy remaining concrete is ___ mg/kg which is significantly below the 25 mg/kg standard for Low Occupancy Areas. All reasonable exposure pathways following the proposed remediation activities will be eliminated or sufficiently reduced to provide the required level of protection.

The Self-implementing On-site Cleanup and Disposal Approach will include the following series of activities in order to ensure all unacceptable risks have been managed appropriately:

- Filling all areas below the main concrete floor slab (other than located in the Melting Department Area which is addressed under a separate work) with fill to attain a surface level with the grade of the floor slab, spanning across the whole concrete floor slab

- Wash and rinse the portions of the concrete floor slab which exhibit PCB concentrations greater than 25 mg/kg ???cost of this versus removal statistically to <25??
- In accordance with 40 CFR 761.61(a)(4)(i)(B)(3), GM proposes capping of the remaining areas of concrete floor slab with a minimum 10-inch soil cover that will be vegetated
- Selective concrete removal for the portions of the concrete floor slab which exhibit PCB concentrations greater than 100 mg/kg
- Deed restrictions will be placed on the area where PCB concentration is greater than 25 mg/kg COSTS OF >100 versus > 25?????
- Maintain Site fencing and place appropriate signage
- Periodic monitoring and perform any necessary maintenance on the cap to ensure the exposure control is not compromised

The following sections describe the components of the Self-implementing On-site Cleanup and Disposal Approach in more detail.

4.2.1 FILLING AND CAPPING OF BASEMENT AREAS

Any areas below the main concrete floor slab (other than located the Melting Department Area which is addressed under a separate work plan) will be filled (including concrete, site soils, etc.) as such that the surface will be the same as the adjacent floor slab.

4.2.2 CLEANING

Assuming low occupancy of the Site, those areas identified on Figure 3.1 exhibiting concentrations of PCBs greater than 25 mg/kg will be cleaned as a preparation for encapsulation. Cleaning is not required under 40 CFR 761.61(a)(4)(i)(B)(3) for low occupancy cleanup levels for bulk PCB remediation; however, GM proposes to use this procedures as an additional measure.

GM proposed the use heavy-duty scrubbers to machine scrub the floor with cleaners and degreasers. Scrubbing will be followed by dust-free shot blasting. Waste will be extracted and retained in 55 gallon drums for later disposal.

Figure 4.1 presents the locations subject of cleaning representing areas where PCB concentrations are greater than 25 mg/kg and less than or equal to 100 mg/kg.

4.2.3 SELECTIVE CONCRETE REMOVAL

For the areas reporting elevated PCBs (select areas with concentrations greater than 100 mg/kg), GM proposes the selective concrete removal. Excavation limits were defined using existing data.

The area of the concrete slab where PCB concentrations are greater than 100 mg/kg to be considered for removal represents approximately ___ acres and represents ___ percent of the concrete slab. This is made up of three distinct areas: north of the Quench Pit area, east of the Quench Pit area and the area representing the southern corner of the slab (Melting Department Area is addressed under a separate work plan).

Melting Department Area

Although part of a separate work plan, six out of seven sample locations exceeding 100 mg/kg (ranging between 230 mg/kg and 1,700 mg/kg) were part of the Power Supply 2, specifically part of the Pit 2 and the BUSS Tunnel to Pit 2 and they were located in the basement of the building. In April 1997, as a part of remediation, the Pit 2 and the BUSS Tunnel to Pit 2 were filled with flowable fill and capped with concrete. This remedy preserved the structural integrity of the building and by the floor encapsulation, effectively eliminated the workers contact with potential remaining PCBs. One sample locations exceeding 100 mg/kg (130 mg/kg) is situated in the Power Supply 5, specifically in the BUSS Tunnel to Pit 5. The BUSS Tunnel was remediated in November 1996 (floors and walls were scraped, scrubbed, power washed, cleaned, rinsed, and encapsulated).

GM will address Melting Department Area under separate cover in accordance with 40 CFR 761.61(c) - Risk-based disposal approach. After demolition the areas below the main concrete floor slab will be filled and capped, eliminating the risk of exposure to the high PCB concentrations from the basement floor.

North of Quench Pit

For the area situated north of Quench Pit area, one location (C03-008) exhibits a marginal exceedance (106 mg/kg) of the Low Occupancy standard for cap requirements (greater than 25 mg/kg and less than or equal to 100 mg/kg). However, the overall statistical

analysis indicates that the 95 percent UCL is ____ mg/kg. Therefore, no remediation is warranted; however, as part of this Work Plan GM proposes concrete removal for the location with PCBs greater than 100 mg/kg.

East of Quench Pit

For the area situated east of Quench Pit area, one location (C01-003C) exhibits a marginal exceedance (127 mg/kg) of the Low Occupancy standard for cap requirements (greater than 25 mg/kg and less than or equal to 100 mg/kg). GM proposes concrete removal for the location with PCBs greater than 100 mg/kg.

Southern Corner of Slab

For the area situated in the southern corner of the concrete slab, three locations (FLR-CMG-KA-060, KA-060, and KA060D) exhibit exceedances (ranging from 670 mg/kg to 4,800 mg/kg) of the Low Occupancy standard for cap requirements (greater than 25 mg/kg and less than or equal to 100 mg/kg). GM proposes concrete removal for the location with PCBs greater than 100 mg/kg.

All areas proposed for excavations are considered delineated, and the data available allows the definition of the excavation limits. Based on existing data, concrete removal is proposed to eliminate the locations with PCBs greater than 100 mg/kg. The total area of the proposed concrete removal is approximately ____ square feet. The estimated volume of TSCA material to be removed and disposed of is approximately ____ cubic yards (based on the thickness of concrete of 1 foot).

Excavated concrete will be disposed of off Site at an appropriate facility. Excavated areas will be filled with clean soil.

Figure 4.2 presents the limits of concrete removal.

4.2.4 SOIL AND VEGETATIVE COVER

In addition to encapsulating specific areas of the concrete floor slab exhibiting concentrations of PCBs above 25 mg/kg, GM proposes to apply a soil cover over the concrete floor slab in accordance with 40 CFR 761.61(a)(7). The requirements under 40 CFR 761.61(a)(4)(i)(B)(3) for low occupancy cleanup levels for bulk PCB remediation waste indicate a soil cover is required for areas exhibiting PCB concentrations greater

than 25 mg/kg and less than 100 mg/kg. GM will use a 10-inch soil cover for areas falling under this requirement.

The soil cap will consist of three layers. The first layer of fill will be applied at a depth of 10 inches over the entire floor slab to establish the minimum cover. The second layer of fill will be applied at varying depths across the Plant to ensure adequate drainage away from the concrete floor slab. Finally, the entire cap will be hydroseeded to prevent erosion of the soil cover and establish a unified grass landscape.

The placement of a soil cover over the concrete slab in conjunction with the selective concrete removal described under the Section 4.2.3 of this report will effectively meet the self-implementing cleanup to low occupancy levels defined under 40 CFR 761.61(a)(4)(i)(B)(3).

4.2.5 DEED RESTRICTIONS

Deed restrictions will be placed on the remaining PCB-impacted areas as required, consistent with 40 CFR 761.61(a)(8). The deed restriction will designate the areas of the property where the soil cap is present on the property, specify any maintenance requirements, and specify the PCB levels left in the concrete floor slab. Figure 4.3 presents the areas where deed restrictions will be placed.

4.2.6 LONG-TERM MAINTENANCE

Long-term maintenance is required to prevent exposure to PCBs in concrete and to ensure the effectiveness of the cover is not compromised. GM proposes quarterly routine inspections of the soil cover.

5.0 SCHEDULE

It is anticipated that this Work Plan will be initiated soon after the completion of decommissioning and demolition activities.

6.0 SUMMARY

The GM SMI Facility is being currently decommissioned and will be demolished. The Site consists of approximately 150 acres. The main manufacturing facility occupies an area of 23 acres. The concrete floor slab and concrete in the underlying basements (with the exception of the Melting Department Area which will be addressed under a separate cover in accordance 40 CFR 761.61(c)) will remain and portions of the remaining concrete be managed in accordance with this Work Plan. The Plant had historically used PCBs and PCB items in several applications including transformers, capacitors, switch gear, hydraulic systems, kiln seals, and fluorescent light ballasts. Releases of PCBs to the concrete are believed to have occurred over time during Plant operations.

The future use of the property does not include occupancy of the floor slab area after demolition and a small percentage of the floor slab is impacted by PCBs; therefore, the low occupancy standards (less than 6.7 hours per week) are considered applicable. Therefore, the areas subject to this Work Plan are areas that exhibit PCB concentrations greater than 25 mg/kg (approximately ___ acres, or ___ percent of the concrete slab). Between 1993 and 2009, GM collected and analyzed 865 samples from the concrete slab. Only __ samples reported concentrations greater than 25 mg/kg. The portions of the slab exhibiting elevated concentrations are located in the Melting Department Area, near to Quench Pit area, and in the southern portion of the concrete slab.

A statistical evaluation consistent with U.S. EPA procedures was performed by GM to evaluate the data. Calculations identified that the 95 percent UCL over the entire concrete slab as it presently exists (___24.8 mg/kg) is less than the self implementing criteria (25 mg/kg) defined under the 40 CFR 761.61(a)(4)(i)(B)(3).

The activities proposed in this Work Plan GM include cleaning, encapsulation (where sample concentrations greater than 25 mg/kg), selective concrete removal (for select sample concentrations greater than 100 mg/kg), and placement of soil cover followed by cap inspection and maintenance on quarterly basis.

For the designated areas, deed restriction will identify portions of the slab where caps or other barriers (concrete floor slab) are present on the property.

GM believes that with the combination of the encapsulation of the concrete floor slab, select concrete removal of the soil and vegetative cover, and the restrictions that will be put in place, the Self-implementing On-site Cleanup and Disposal Approach presented in this Work Plan satisfies the requirements of the 40 CFR761.61(a)

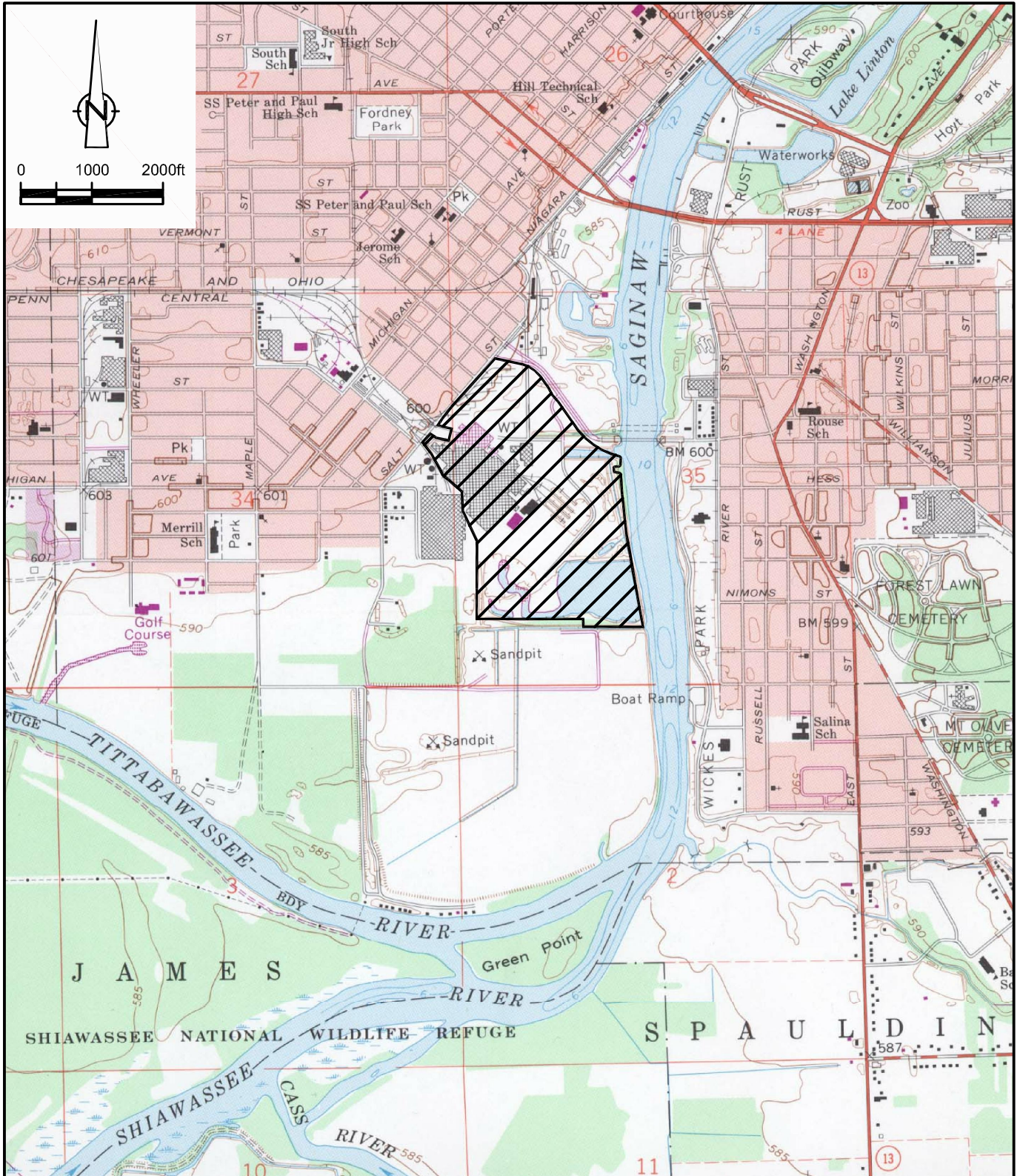
7.0 REFERENCES

Melting Department Area Investigation and Remediation Report. Conestoga-Rovers & Associates Ltd., April 1997.

Feasibility Analysis. Conestoga-Rovers & Associates Ltd., May 1998.

Polychlorinated Biphenyl Sampling Report. EKS Services and O'Brien & Gere, July 2007.

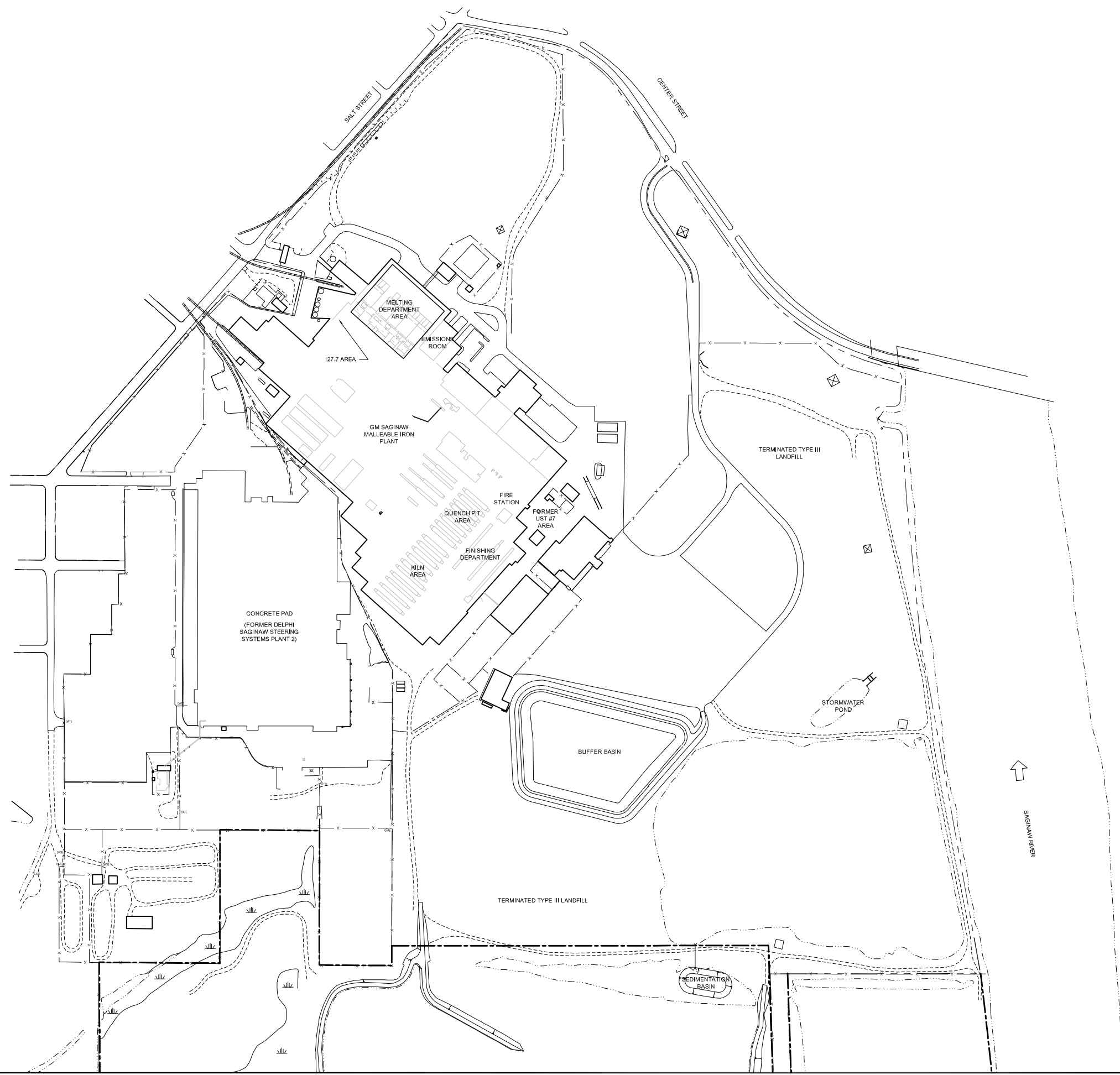
Polychlorinated Biphenyl (PCB) Site Revitalization Guidance Under the Toxic Substances Control Act (TSCA). United States Environmental Protection Agency, November 2005.



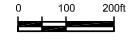
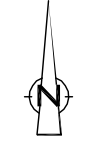
SOURCE: USGS QUADRANGLE MAP;
SAGINAW, MICHIGAN



figure 1.1
SITE LOCATION
SAGINAW MALLEABLE IRON PLANT
GENERAL MOTORS CORPORATION
Saginaw, Michigan



NO	Revision	Date	Initial



LEGEND
 - - - - - GM SAGINAW MALLEABLE IRON PLANT PROPERTY LINE (APPROX.)
 _____ BUILDING OUTLINE
 - x - - - - FENCE LINE

SCALE VERIFICATION

THIS BAR MEASURES 1" ON ORIGINAL. ADJUST SCALE ACCORDINGLY.



Approved

--	--

DRAWING STATUS

Status	Date	Initial

**GENERAL MOTORS CORPORATION
 SAGINAW MALLEABLE IRON PLANT
 SAGINAW, MICHIGAN
 SITE PLAN**



Source Reference:

Project Manager: MRT	Reviewed By: GA	Date: AUGUST 2007
Scale: 1:200	Project N°: 07878-06	Report N°: 021
		Drawing N°: figure 2.1



NO	Revision	Date	Initial

LEGEND

- GM SAGINAW MALLEABLE IRON PLANT PROPERTY LINE (APPROX.)
- BUILDING OUTLINE
- - - FENCE LINE
- HISTORICAL CONCRETE FLOOR/BASEMENT WALL SAMPLE LOCATION

SCALE VERIFICATION

THIS BAR MEASURES 1" ON ORIGINAL. ADJUST SCALE ACCORDINGLY.

Approved _____

DRAWING STATUS

Status	Date	Initial

**GENERAL MOTORS CORPORATION
SAGINAW MALLEABLE IRON PLANT**

SAGINAW, MICHIGAN

**HISTORICAL CONCRETE
SAMPLE LOCATIONS**



Source Reference:

Project Manager: MRT	Reviewed By: GA	Date: AUGUST 2007
Scale: 1:80	Project No: 07878-06	Report No: 021
		Drawing No: figure 2.2

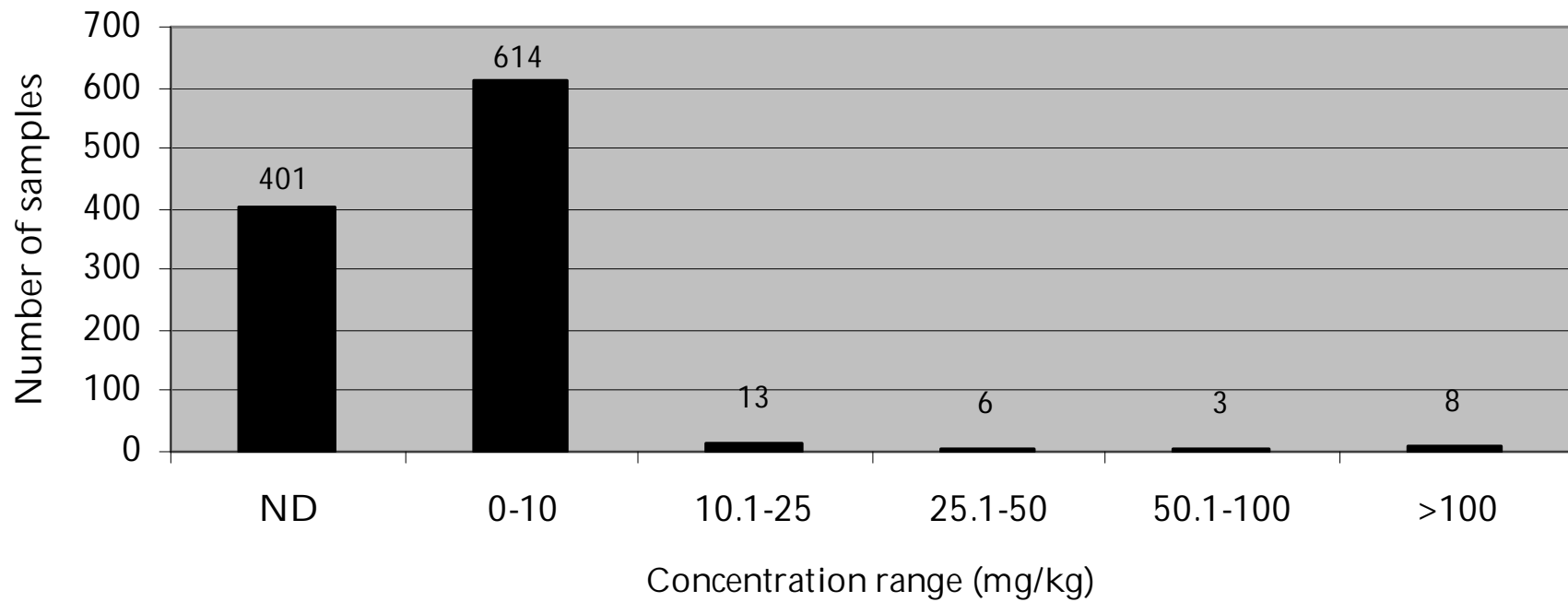


figure 2.3
DISTRIBUTION OF HISTORICAL PCB SAMPLE RESULTS BY CONCENTRATION
SAGINAW MALLEABLE IRON PLANT
GENERAL MOTORS CORPORATION
Saginaw, Michigan



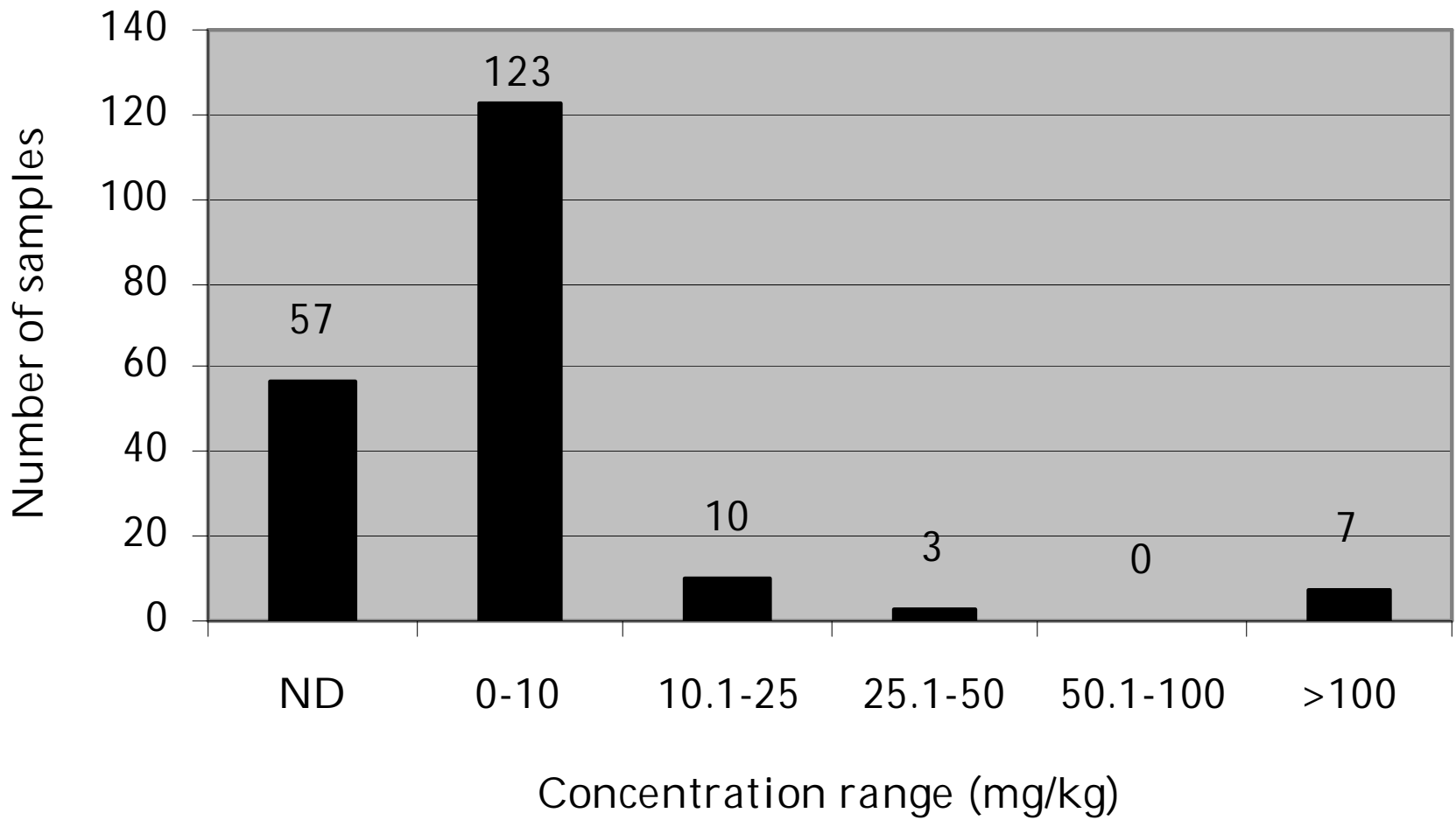



figure 2.5

DISTRIBUTION OF RECENT PCB SAMPLE RESULTS BY CONCENTRATION
SAGINAW MALLEABLE IRON PLANT
GENERAL MOTORS CORPORATION
Saginaw, Michigan





NO	Revision	Date	Initial



0 50 100R


LEGEND

- GM SAGINAW MALLEABLE IRON PLANT PROPERTY LINE (APPROX.)
- BUILDING OUTLINE
- FENCE LINE
- HISTORICAL CONCRETE FLOOR/BASEMENT WALL SAMPLE LOCATION
- RECENT CONCRETE FLOOR/BASEMENT WALL SAMPLE LOCATION
- SAMPLE LOCATION
- SAMPLE DATE
- SAMPLE DEPTH BELOW GROUND SURFACE
- RESULT (mg/kg)
- PARAMETER
- ▭ PROPOSED AREA FOR CLEANING

CBF-CM/G-KA-103	6/18/07
Total PCBs	10

SCALE VERIFICATION

THIS BAR MEASURES 1" ON ORIGINAL. ADJUST SCALE ACCORDINGLY.



Approved

DRAWING STATUS

Status	Date	Initial

GENERAL MOTORS CORPORATION
SAGINAW MALLEABLE IRON PLANT
 SAGINAW, MICHIGAN
PROPOSED LOCATIONS FOR CLEANING

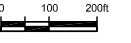
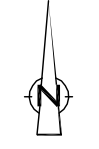


Source Reference

Project Manager:	Reviewed By:	Date:
MRT	GA	JANUARY 2009
Scale:	Project No.:	Report No.:
1:100	07878-06	021
		Drawing No.:
		4.1



NO	Revision	Date	Initial



- LEGEND**
- GM SAGINAW MALLEABLE IRON PLANT PROPERTY LINE (APPROX.)
 - BUILDING OUTLINE
 - x-x-x- FENCE LINE
 - ▭ PROPOSED LIMITS OF DEED RESTRICTIONS

SCALE VERIFICATION

THIS BAR MEASURES 1" ON ORIGINAL. ADJUST SCALE ACCORDINGLY.



Approved

--	--

DRAWING STATUS

Status	Date	Initial

**GENERAL MOTORS CORPORATION
SAGINAW MALLEABLE IRON PLANT**

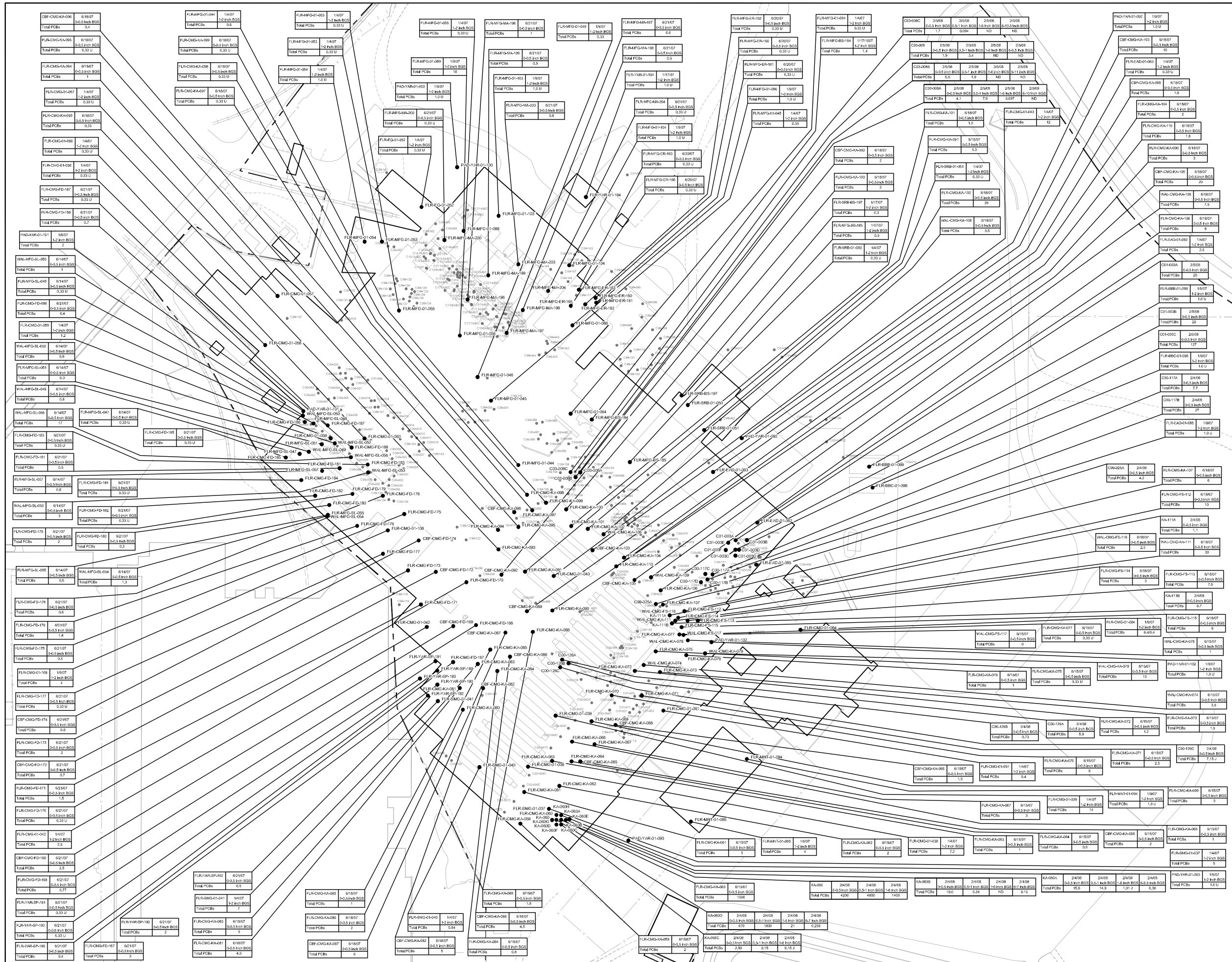
SAGINAW, MICHIGAN

**PROPOSED LIMITS OF
DEED RESTRICTIONS**



Source Reference:

Project Manager: MRT	Reviewed By: GA	Date: JANUARY 2009
Scale: 1:200	Project N ^o : 07878-06	Report N ^o : 021
		Drawing N ^o : figure 4.3



N2	Revision	Date	Initial

LEGEND

- GM SAGINAW MALLEABLE IRON PLANT PROPERTY LINE (APPROX.)
- BUILDING OUTLINE
- FENCE LINE
- HISTORICAL CONCRETE FLOOR/BASEMENT WALL SAMPLE LOCATION
- RECENT CONCRETE FLOOR/BASEMENT WALL SAMPLE LOCATION
- SAMPLE LOCATION
- SAMPLE DATE
- SAMPLE DEPTH BELOW GROUND SURFACE
- RESULT (mg/kg)
- PARAMETER

SCALE VERIFICATION

THIS BAR MEASURES 1" ON ORIGINAL. ADJUST SCALE ACCORDINGLY.

Approved _____

DRAWING STATUS

Status	Date	Initial

**GENERAL MOTORS CORPORATION
SAGINAW MALLEABLE IRON PLANT**

SAGINAW, MICHIGAN

**RECENT PCB INVESTIGATION
CONCRETE SAMPLING RESULTS**

CONESTOGA-ROVERS & ASSOCIATES

Source Reference:

Project Manager:	Reviewed By:	Date:
MRT	GA	JANUARY 2009
Scale:	Project N°:	Report N°:
1:100	07878-06	021
		Drawing N°:
		PLAN 1

07878-06(021)GN-WA005 JAN 16/2009

TABLE 2.1

HISTORICAL CONCRETE SAMPLE RESULTS
SAGINAW MALLEABLE IRON PLANT, SAGINAW, MICHIGAN

<i>Sample Location:</i>	C00-001	C00-001	C00-001	C00-001	C00-001	C00-001	C00-001	C00-002
<i>Sample ID:</i>	C00-001 (0-6)~1/15/1999	C00-001-Deep~1/15/1999	C00-001-Middle~1/15/1999	C00-001 (0-6)~1/26/2000	C00-001-Deep~1/26/2000	C00-001-Middle~1/26/2000	C00-001-Middle~1/26/2000	C00-002 (0-6)~1/15/1999
<i>Sample Depth:</i>	0-6 inch BGS			0-6 inch BGS				0-6 inch BGS
<i>Sample Date:</i>	1/15/1999	1/15/1999	1/15/1999	1/26/2000	1/26/2000	1/26/2000	1/26/2000	1/15/1999
<i>Sample Matrix</i>	CC	Unknown	Unknown	CC	Unknown	Unknown	Unknown	CC
<i>Parameters</i>	<i>Units</i>							
<i>PCBs</i>								
Total PCBs	mg/kg	U	U	U	0.8	U	U	U
<i>Sample Location:</i>	C00-002	C00-002	C00-002	C00-002	C00-002	C00-002	C00-003	C00-003
<i>Sample ID:</i>	C00-002-Deep~1/15/1999	C00-002-Middle~1/15/1999	C00-002 (0-6)~1/26/2000	C00-002-Deep~1/26/2000	C00-002-Middle~1/26/2000	C00-002-Middle~1/26/2000	C00-003 (0-6)~1/15/1999	C00-003-Deep~1/15/1999
<i>Sample Depth:</i>			0-6 inch BGS				0-6 inch BGS	
<i>Sample Date:</i>	1/15/1999	1/15/1999	1/26/2000	1/26/2000	1/26/2000	1/26/2000	1/15/1999	1/15/1999
<i>Sample Matrix</i>	Unknown	Unknown	CC	Unknown	Unknown	Unknown	CC	Unknown
<i>Parameters</i>	<i>Units</i>							
<i>PCBs</i>								
Total PCBs	mg/kg	U	U	U	1	U	U	U
<i>Sample Location:</i>	C00-003	C00-003	C00-003	C00-003	C00-004	C00-004	C00-004	C00-004
<i>Sample ID:</i>	C00-003-Middle~1/15/1999	C00-003 (0-6)~1/26/2000	C00-003-Deep~1/26/2000	C00-003-Middle~1/26/2000	C00-004 (0-6)~1/15/1999	C00-004-Deep~1/15/1999	C00-004-Deep~1/15/1999	C00-004-Middle~1/15/1999
<i>Sample Depth:</i>		0-6 inch BGS			0-6 inch BGS			
<i>Sample Date:</i>	1/15/1999	1/26/2000	1/26/2000	1/26/2000	1/15/1999	1/15/1999	1/15/1999	1/15/1999
<i>Sample Matrix</i>	Unknown	CC	Unknown	Unknown	CC	Unknown	Unknown	Unknown
<i>Parameters</i>	<i>Units</i>							
<i>PCBs</i>								
Total PCBs	mg/kg	U	U	U	U	U	U	U
<i>Sample Location:</i>	C00-004	C00-004	C00-004	C00-005	C00-005	C00-005	C00-005	C00-005
<i>Sample ID:</i>	C00-004 (0-6)~1/26/2000	C00-004-Deep~1/26/2000	C00-004-Middle~1/26/2000	C00-005 (0-6)~1/15/1999	C00-005-Deep~1/15/1999	C00-005-Deep~1/15/1999	C00-005-Middle~1/15/1999	C00-005 (0-6)~2/29/2000
<i>Sample Depth:</i>	0-6 inch BGS			0-6 inch BGS				0-6 inch BGS
<i>Sample Date:</i>	1/26/2000	1/26/2000	1/26/2000	1/15/1999	1/15/1999	1/15/1999	1/15/1999	2/29/2000
<i>Sample Matrix</i>	CC	Unknown	Unknown	CC	Unknown	Unknown	Unknown	CC
<i>Parameters</i>	<i>Units</i>							
<i>PCBs</i>								
Total PCBs	mg/kg	0.33	U	U	U	U	U	9

Notes:

U - Not present at or above the associated value

TABLE 2.1

HISTORICAL CONCRETE SAMPLE RESULTS
SAGINAW MALLEABLE IRON PLANT, SAGINAW, MICHIGAN

<i>Sample Location:</i>		<i>C00-006</i>	<i>C00-006</i>	<i>C00-006</i>	<i>C00-006</i>	<i>C00-007</i>	<i>C00-007</i>	<i>C00-007</i>
<i>Sample ID:</i>		<i>C00-006 (0-6)~1/25/1999</i>	<i>C00-006-Deep~1/25/1999</i>	<i>C00-006-Middle~1/25/1999</i>	<i>C00-006 (0-6)~2/29/2000</i>	<i>C00-007 (0-6)~1/25/1999</i>	<i>C00-007-Deep~1/25/1999</i>	<i>C00-007-Middle~1/25/1999</i>
<i>Sample Depth:</i>		<i>0-6 inch BGS</i>			<i>0-6 inch BGS</i>	<i>0-6 inch BGS</i>		
<i>Sample Date:</i>		<i>1/25/1999</i>	<i>1/25/1999</i>	<i>1/25/1999</i>	<i>2/29/2000</i>	<i>1/25/1999</i>	<i>1/25/1999</i>	<i>1/25/1999</i>
<i>Sample Matrix</i>		<i>CC</i>	<i>Unknown</i>	<i>Unknown</i>	<i>CC</i>	<i>CC</i>	<i>Unknown</i>	<i>Unknown</i>
<i>Parameters</i>	<i>Units</i>							
<i>PCBs</i>								
Total PCBs	mg/kg	0.6	0.8	0.8	0.5	1.4	U	U
<i>Sample Location:</i>		<i>C00-007</i>	<i>C00-008</i>	<i>C00-008</i>	<i>C00-008</i>	<i>C00-008</i>	<i>C00-009</i>	<i>C00-009</i>
<i>Sample ID:</i>		<i>C00-007 (0-6)~2/29/2000</i>	<i>C00-008 (0-6)~1/25/1999</i>	<i>C00-008-Deep~1/25/1999</i>	<i>C00-008-Middle~1/25/1999</i>	<i>C00-008 (0-6)~2/29/2000</i>	<i>C00-009 (0-6)~1/25/1999</i>	<i>C00-009-Deep~1/25/1999</i>
<i>Sample Depth:</i>		<i>0-6 inch BGS</i>	<i>0-6 inch BGS</i>			<i>0-6 inch BGS</i>	<i>0-6 inch BGS</i>	
<i>Sample Date:</i>		<i>2/29/2000</i>	<i>1/25/1999</i>	<i>1/25/1999</i>	<i>1/25/1999</i>	<i>2/29/2000</i>	<i>1/25/1999</i>	<i>1/25/1999</i>
<i>Sample Matrix</i>		<i>CC</i>	<i>CC</i>	<i>Unknown</i>	<i>Unknown</i>	<i>CC</i>	<i>CC</i>	<i>Unknown</i>
<i>Parameters</i>	<i>Units</i>							
<i>PCBs</i>								
Total PCBs	mg/kg	7	0.33	U	U	4	U	U
<i>Sample Location:</i>		<i>C00-009</i>	<i>C00-009</i>	<i>C00-010</i>	<i>C00-010</i>	<i>C00-010</i>	<i>C00-010</i>	<i>C00-011</i>
<i>Sample ID:</i>		<i>C00-009-Middle~1/25/1999</i>	<i>C00-009 (0-6)~2/29/2000</i>	<i>C00-010 (0-6)~1/25/1999</i>	<i>C00-010-Deep~1/25/1999</i>	<i>C00-010-Middle~1/25/1999</i>	<i>C00-010 (0-6)~2/28/2000</i>	<i>C00-011 (0-6)~1/25/1999</i>
<i>Sample Depth:</i>			<i>0-6 inch BGS</i>	<i>0-6 inch BGS</i>			<i>0-6 inch BGS</i>	<i>0-6 inch BGS</i>
<i>Sample Date:</i>		<i>1/25/1999</i>	<i>2/29/2000</i>	<i>1/25/1999</i>	<i>1/25/1999</i>	<i>1/25/1999</i>	<i>2/28/2000</i>	<i>1/25/1999</i>
<i>Sample Matrix</i>		<i>Unknown</i>	<i>CC</i>	<i>CC</i>	<i>Unknown</i>	<i>Unknown</i>	<i>CC</i>	<i>CC</i>
<i>Parameters</i>	<i>Units</i>							
<i>PCBs</i>								
Total PCBs	mg/kg	U	20	0.33	U	U	0.35	0.9
<i>Sample Location:</i>		<i>C00-011</i>	<i>C00-011</i>	<i>C00-011</i>	<i>C00-012</i>	<i>C00-012</i>	<i>C00-012</i>	<i>C00-012</i>
<i>Sample ID:</i>		<i>C00-011-Deep~1/25/1999</i>	<i>C00-011-Middle~1/25/1999</i>	<i>C00-011 (0-6)~2/28/2000</i>	<i>C00-012 (0-6)~1/25/1999</i>	<i>C00-012-Deep~1/25/1999</i>	<i>C00-012-Middle~1/25/1999</i>	<i>C00-012 (0-6)~3/1/2000</i>
<i>Sample Depth:</i>				<i>0-6 inch BGS</i>	<i>0-6 inch BGS</i>			<i>0-6 inch BGS</i>
<i>Sample Date:</i>		<i>1/25/1999</i>	<i>1/25/1999</i>	<i>2/28/2000</i>	<i>1/25/1999</i>	<i>1/25/1999</i>	<i>1/25/1999</i>	<i>3/1/2000</i>
<i>Sample Matrix</i>		<i>Unknown</i>	<i>Unknown</i>	<i>CC</i>	<i>CC</i>	<i>Unknown</i>	<i>Unknown</i>	<i>CC</i>
<i>Parameters</i>	<i>Units</i>							
<i>PCBs</i>								
Total PCBs	mg/kg	0.5	0.9	0.46	2	0.8	0.8	U

Notes:

U - Not present at or above the associated value

TABLE 2.1

HISTORICAL CONCRETE SAMPLE RESULTS
SAGINAW MALLEABLE IRON PLANT, SAGINAW, MICHIGAN

<i>Sample Location:</i>	C00-013	C00-014	C00-015	C00-016	C00-017	C00-018	C00-019
<i>Sample ID:</i>	C00-013 (0-6)~3/1/2000	C00-014 (0-6)~3/1/2000	C00-015 (0-6)~3/1/2000	C00-016 (0-6)~3/1/2000	C00-017 (0-6)~3/1/2000	C00-018 (0-6)~3/1/2000	C00-019 (0-6)~3/1/2000
<i>Sample Depth:</i>	0-6 inch BGS	0-6 inch BGS	0-6 inch BGS	0-6 inch BGS	0-6 inch BGS	0-6 inch BGS	0-6 inch BGS
<i>Sample Date:</i>	3/1/2000	3/1/2000	3/1/2000	3/1/2000	3/1/2000	3/1/2000	3/1/2000
<i>Sample Matrix</i>	CC	CC	CC	CC	CC	CC	CC
<i>Parameters</i>	<i>Units</i>						
<i>PCBs</i>							
Total PCBs	mg/kg	U	U	U	U	U	U
<i>Sample Location:</i>	C00-020	C00-021	C00-022	C00-023	C00-024	C00-025	C00-026
<i>Sample ID:</i>	C00-020 (0-6)~3/1/2000	C00-021 (0-6)~3/1/2000	C00-022 (0-6)~3/1/2000	C00-023 (0-6)~3/1/2000	C00-024 (0-6)~3/1/2000	C00-025 (0-6)~3/1/2000	C00-026 (0-6)~3/1/2000
<i>Sample Depth:</i>	0-6 inch BGS	0-6 inch BGS	0-6 inch BGS	0-6 inch BGS	0-6 inch BGS	0-6 inch BGS	0-6 inch BGS
<i>Sample Date:</i>	3/1/2000	3/1/2000	3/1/2000	3/1/2000	3/1/2000	3/1/2000	3/1/2000
<i>Sample Matrix</i>	CC	CC	CC	CC	CC	CC	CC
<i>Parameters</i>	<i>Units</i>						
<i>PCBs</i>							
Total PCBs	mg/kg	0.4	U	U	U	U	U
<i>Sample Location:</i>	C00-027	C00-028	C00-029	C00-030	C00-031	C00-032	C00-033
<i>Sample ID:</i>	C00-027 (0-6)~3/1/2000	C00-028 (0-6)~3/1/2000	C00-029 (0-6)~3/1/2000	C00-030 (0-6)~3/1/2000	C00-031 (0-6)~3/1/2000	C00-032 (0-6)~3/1/2000	C00-033 (0-6)~3/1/2000
<i>Sample Depth:</i>	0-6 inch BGS	0-6 inch BGS	0-6 inch BGS	0-6 inch BGS	0-6 inch BGS	0-6 inch BGS	0-6 inch BGS
<i>Sample Date:</i>	3/1/2000	3/1/2000	3/1/2000	3/1/2000	3/1/2000	3/1/2000	3/1/2000
<i>Sample Matrix</i>	CC	CC	CC	CC	CC	CC	CC
<i>Parameters</i>	<i>Units</i>						
<i>PCBs</i>							
Total PCBs	mg/kg	U	0.6	U	0.3	1.6	U
<i>Sample Location:</i>	C00-034	C00-035	C00-036	C00-037	C00-038	C00-039	C00-040
<i>Sample ID:</i>	C00-034 (0-6)~3/1/2000	C00-035 (0-6)~3/2/2000	C00-036 (0-6)~3/2/2000	C00-037 (0-6)~3/2/2000	C00-038 (0-6)~3/2/2000	C00-039 (0-6)~3/2/2000	C00-040 (0-6)~3/2/2000
<i>Sample Depth:</i>	0-6 inch BGS	0-6 inch BGS	0-6 inch BGS	0-6 inch BGS	0-6 inch BGS	0-6 inch BGS	0-6 inch BGS
<i>Sample Date:</i>	3/1/2000	3/2/2000	3/2/2000	3/2/2000	3/2/2000	3/2/2000	3/2/2000
<i>Sample Matrix</i>	CC	CC	CC	CC	CC	CC	CC
<i>Parameters</i>	<i>Units</i>						
<i>PCBs</i>							
Total PCBs	mg/kg	0.3	0.3	0.3	U	U	0.37

Notes:

U - Not present at or above
the associated value

TABLE 2.1

HISTORICAL CONCRETE SAMPLE RESULTS
SAGINAW MALLEABLE IRON PLANT, SAGINAW, MICHIGAN

<i>Sample Location:</i>	C00-041	C00-042	C00-043	C00-044	C00-045	C00-046	C00-047
<i>Sample ID:</i>	C00-041 (0-6)~3/2/2000	C00-042 (0-6)~3/2/2000	C00-043 (0-6)~3/2/2000	C00-044 (0-6)~3/2/2000	C00-045 (0-6)~3/2/2000	C00-046 (0-6)~3/2/2000	C00-047 (0-6)~3/2/2000
<i>Sample Depth:</i>	0-6 inch BGS	0-6 inch BGS	0-6 inch BGS	0-6 inch BGS	0-6 inch BGS	0-6 inch BGS	0-6 inch BGS
<i>Sample Date:</i>	3/2/2000	3/2/2000	3/2/2000	3/2/2000	3/2/2000	3/2/2000	3/2/2000
<i>Sample Matrix</i>	CC	CC	CC	CC	CC	CC	CC
<i>Parameters</i>	<i>Units</i>						
<i>PCBs</i>							
Total PCBs	mg/kg	U	U	U	U	U	U
<i>Sample Location:</i>	C00-048	C00-049	C00-050	C00-051	C00-052	C00-053	C00-054
<i>Sample ID:</i>	C00-048 (0-6)~3/2/2000	C00-049 (0-6)~3/2/2000	C00-050 (0-6)~3/2/2000	C00-051 (0-6)~3/2/2000	C00-052 (0-6)~3/2/2000	C00-053 (0-6)~3/2/2000	C00-054 (0-6)~3/2/2000
<i>Sample Depth:</i>	0-6 inch BGS	0-6 inch BGS	0-6 inch BGS	0-6 inch BGS	0-6 inch BGS	0-6 inch BGS	0-6 inch BGS
<i>Sample Date:</i>	3/2/2000	3/2/2000	3/2/2000	3/2/2000	3/2/2000	3/2/2000	3/2/2000
<i>Sample Matrix</i>	CC	CC	CC	CC	CC	CC	CC
<i>Parameters</i>	<i>Units</i>						
<i>PCBs</i>							
Total PCBs	mg/kg	U	U	U	U	U	U
<i>Sample Location:</i>	C00-055	C00-056	C00-057	C00-058	C00-059	C00-061	C00-062
<i>Sample ID:</i>	C00-055 (0-6)~3/2/2000	C00-056 (0-6)~3/2/2000	C00-057 (0-6)~3/2/2000	C00-058 (0-6)~3/2/2000	C00-059 (0-6)~3/2/2000	C00-061 (0-6)~3/2/2000	C00-062 (0-6)~3/2/2000
<i>Sample Depth:</i>	0-6 inch BGS	0-6 inch BGS	0-6 inch BGS	0-6 inch BGS	0-6 inch BGS	0-6 inch BGS	0-6 inch BGS
<i>Sample Date:</i>	3/2/2000	3/2/2000	3/2/2000	3/2/2000	3/2/2000	3/2/2000	3/2/2000
<i>Sample Matrix</i>	CC	CC	CC	CC	CC	CC	CC
<i>Parameters</i>	<i>Units</i>						
<i>PCBs</i>							
Total PCBs	mg/kg	U	U	U	U	0.5	U
<i>Sample Location:</i>	C00-063	C00-064	C00-065	C00-066	C00-067	C00-068	C00-069
<i>Sample ID:</i>	C00-063 (0-6)~3/2/2000	C00-064 (0-6)~3/21/2000	C00-065 (0-6)~3/21/2000	C00-066 (0-6)~3/21/2000	C00-067 (0-6)~3/21/2000	C00-068 (0-6)~3/21/2000	C00-069 (0-6)~3/21/2000
<i>Sample Depth:</i>	0-6 inch BGS	0-6 inch BGS	0-6 inch BGS	0-6 inch BGS	0-6 inch BGS	0-6 inch BGS	0-6 inch BGS
<i>Sample Date:</i>	3/2/2000	3/21/2000	3/21/2000	3/21/2000	3/21/2000	3/21/2000	3/21/2000
<i>Sample Matrix</i>	CC	CC	CC	CC	CC	CC	CC
<i>Parameters</i>	<i>Units</i>						
<i>PCBs</i>							
Total PCBs	mg/kg	0.4	0.33	0.5	1.5	0.4	6

Notes:

U - Not present at or above
the associated value

TABLE 2.1

HISTORICAL CONCRETE SAMPLE RESULTS
SAGINAW MALLEABLE IRON PLANT, SAGINAW, MICHIGAN

<i>Sample Location:</i>	C00-070	C00-071	C00-072	C00-073	C00-074	C00-075	C00-076	
<i>Sample ID:</i>	C00-070 (0-6)~3/21/2000	C00-071 (0-6)~3/21/2000	C00-072 (0-6)~3/21/2000	C00-073 (0-6)~3/21/2000	C00-074 (0-6)~3/21/2000	C00-075 (0-6)~3/21/2000	C00-076 (0-6)~3/21/2000	
<i>Sample Depth:</i>	0-6 inch BGS	0-6 inch BGS	0-6 inch BGS	0-6 inch BGS	0-6 inch BGS	0-6 inch BGS	0-6 inch BGS	
<i>Sample Date:</i>	3/21/2000	3/21/2000	3/21/2000	3/21/2000	3/21/2000	3/21/2000	3/21/2000	
<i>Sample Matrix</i>	CC	CC	CC	CC	CC	CC	CC	
<i>Parameters</i>	<i>Units</i>							
<i>PCBs</i>								
Total PCBs	mg/kg	23	0.8	6	3.2	1.8	2.4	2.3
<i>Sample Location:</i>	C00-077	C00-078	C00-079	C00-080	C00-081	C00-082	C00-083	
<i>Sample ID:</i>	C00-077 (0-6)~3/21/2000	C00-078 (0-6)~3/21/2000	C00-079 (0-6)~3/21/2000	C00-080 (0-6)~3/21/2000	C00-081 (0-6)~3/21/2000	C00-082 (0-6)~3/21/2000	C00-083 (0-6)~3/21/2000	
<i>Sample Depth:</i>	0-6 inch BGS	0-6 inch BGS	0-6 inch BGS	0-6 inch BGS	0-6 inch BGS	0-6 inch BGS	0-6 inch BGS	
<i>Sample Date:</i>	3/21/2000	3/21/2000	3/21/2000	3/21/2000	3/21/2000	3/21/2000	3/21/2000	
<i>Sample Matrix</i>	CC	CC	CC	CC	CC	CC	CC	
<i>Parameters</i>	<i>Units</i>							
<i>PCBs</i>								
Total PCBs	mg/kg	0.9	1.6	0.6	0.6	1	0.9	3
<i>Sample Location:</i>	C00-084	C00-085	C00-086	C00-087	C00-088	C00-089	C00-090	
<i>Sample ID:</i>	C00-084 (0-6)~3/21/2000	C00-085 (0-6)~3/21/2000	C00-086 (0-6)~3/21/2000	C00-087 (0-6)~3/21/2000	C00-088 (0-6)~4/3/2000	C00-089 (0-6)~4/3/2000	C00-090 (0-6)~4/3/2000	
<i>Sample Depth:</i>	0-6 inch BGS	0-6 inch BGS	0-6 inch BGS	0-6 inch BGS	0-6 inch BGS	0-6 inch BGS	0-6 inch BGS	
<i>Sample Date:</i>	3/21/2000	3/21/2000	3/21/2000	3/21/2000	4/3/2000	4/3/2000	4/3/2000	
<i>Sample Matrix</i>	CC	CC	CC	CC	CC	CC	CC	
<i>Parameters</i>	<i>Units</i>							
<i>PCBs</i>								
Total PCBs	mg/kg	1	1.5	U	U	U	U	U
<i>Sample Location:</i>	C00-091	C00-092	C00-093	C00-094	C00-095	C00-096	C00-097	
<i>Sample ID:</i>	C00-091 (0-6)~4/3/2000	C00-092 (0-6)~4/3/2000	C00-093 (0-6)~4/3/2000	C00-094 (0-6)~4/3/2000	C00-095 (0-6)~4/3/2000	C00-096 (0-6)~4/3/2000	C00-097 (0-6)~4/14/2000	
<i>Sample Depth:</i>	0-6 inch BGS	0-6 inch BGS	0-6 inch BGS	0-6 inch BGS	0-6 inch BGS	0-6 inch BGS	0-6 inch BGS	
<i>Sample Date:</i>	4/3/2000	4/3/2000	4/3/2000	4/3/2000	4/3/2000	4/3/2000	4/14/2000	
<i>Sample Matrix</i>	CC	CC	CC	CC	CC	CC	CC	
<i>Parameters</i>	<i>Units</i>							
<i>PCBs</i>								
Total PCBs	mg/kg	U	U	U	U	2	U	4.4

Notes:

U - Not present at or above
the associated value

TABLE 2.1

HISTORICAL CONCRETE SAMPLE RESULTS
SAGINAW MALLEABLE IRON PLANT, SAGINAW, MICHIGAN

<i>Sample Location:</i>	C00-097	C00-097	C00-098	C00-098	C00-098	C00-099	C00-099	
<i>Sample ID:</i>	C00-097-Deep~4/14/2000	C00-097-Middle~4/14/2000	C00-098 (0-6)~4/14/2000	C00-098-Deep~4/14/2000	C00-098-Middle~4/14/2000	C00-099 (0-6)~4/19/2000	C00-099-Deep~4/19/2000	
<i>Sample Depth:</i>			0-6 inch BGS			0-6 inch BGS		
<i>Sample Date:</i>	4/14/2000	4/14/2000	4/14/2000	4/14/2000	4/14/2000	4/19/2000	4/19/2000	
<i>Sample Matrix</i>	Unknown	Unknown	CC	Unknown	Unknown	CC	Unknown	
<i>Parameters</i>	<i>Units</i>							
<i>PCBs</i>								
Total PCBs	mg/kg	1	1	11	U	U	0.6	U
<i>Sample Location:</i>	C00-099	C00-100	C00-100	C00-100	C00-101	C00-102	C00-103	
<i>Sample ID:</i>	C00-099-Middle~4/19/2000	C00-100 (0-6)~4/19/2000	C00-100-Deep~4/19/2000	C00-100-Middle~4/19/2000	C00-101 (0-6)~4/28/2000	C00-102 (0-6)~4/28/2000	C00-103 (0-6)~4/28/2000	
<i>Sample Depth:</i>		0-6 inch BGS			0-6 inch BGS	0-6 inch BGS	0-6 inch BGS	
<i>Sample Date:</i>	4/19/2000	4/19/2000	4/19/2000	4/19/2000	4/28/2000	4/28/2000	4/28/2000	
<i>Sample Matrix</i>	Unknown	CC	Unknown	Unknown	CC	CC	CC	
<i>Parameters</i>	<i>Units</i>							
<i>PCBs</i>								
Total PCBs	mg/kg	U	0.5	U	U	1.9	0.34	5.7
<i>Sample Location:</i>	C00-104	C00-105	C00-106	C00-107	C00-108	C00-109	C00-110	
<i>Sample ID:</i>	C00-104 (0-6)~4/28/2000	C00-105 (0-6)~4/28/2000	C00-106 (0-6)~4/28/2000	C00-107 (0-6)~4/28/2000	C00-108 (0-6)~4/28/2000	C00-109 (0-6)~5/22/2000	C00-110 (0-6)~5/22/2000	
<i>Sample Depth:</i>	0-6 inch BGS	0-6 inch BGS	0-6 inch BGS	0-6 inch BGS	0-6 inch BGS	0-6 inch BGS	0-6 inch BGS	
<i>Sample Date:</i>	4/28/2000	4/28/2000	4/28/2000	4/28/2000	4/28/2000	5/22/2000	5/22/2000	
<i>Sample Matrix</i>	CC	CC	CC	CC	CC	CC	CC	
<i>Parameters</i>	<i>Units</i>							
<i>PCBs</i>								
Total PCBs	mg/kg	0.65	U	0.33	U	0.33	0.4	2
<i>Sample Location:</i>	C00-111	C00-112	C00-114	C00-115	C00-116	C00-117	C00-118	
<i>Sample ID:</i>	C00-111 (0-6)~5/22/2000	C00-112 (0-6)~5/22/2000	C00-114 (0-6)~5/22/2000	C00-115 (0-6)~5/22/2000	C00-116 (0-6)~5/22/2000	C00-117 (0-6)~5/22/2000	C00-118 (0-6)~5/22/2000	
<i>Sample Depth:</i>	0-6 inch BGS	0-6 inch BGS	0-6 inch BGS	0-6 inch BGS	0-6 inch BGS	0-6 inch BGS	0-6 inch BGS	
<i>Sample Date:</i>	5/22/2000	5/22/2000	5/22/2000	5/22/2000	5/22/2000	5/22/2000	5/22/2000	
<i>Sample Matrix</i>	CC	CC	CC	CC	CC	CC	CC	
<i>Parameters</i>	<i>Units</i>							
<i>PCBs</i>								
Total PCBs	mg/kg	5.2	8.8	5.7	2	9	30	7

Notes:

U - Not present at or above
the associated value

TABLE 2.1

HISTORICAL CONCRETE SAMPLE RESULTS
SAGINAW MALLEABLE IRON PLANT, SAGINAW, MICHIGAN

<i>Sample Location:</i>		C00-119	C00-120	C00-121	C00-122	C00-123	C00-124	C00-125
<i>Sample ID:</i>		C00-119 (0-6)-5/22/2000	C00-120 (0-6)-5/22/2000	C00-121 (0-6)-5/22/2000	C00-122 (0-6)-5/22/2000	C00-123 (0-6)-5/22/2000	C00-124 (0-6)-5/22/2000	C00-125 (0-6)-5/22/2000
<i>Sample Depth:</i>		0-6 inch BGS	0-6 inch BGS	0-6 inch BGS	0-6 inch BGS	0-6 inch BGS	0-6 inch BGS	0-6 inch BGS
<i>Sample Date:</i>		5/22/2000	5/22/2000	5/22/2000	5/22/2000	5/22/2000	5/22/2000	5/22/2000
<i>Sample Matrix</i>		CC	CC	CC	CC	CC	CC	CC
<i>Parameters</i>	<i>Units</i>							
<i>PCBs</i>								
Total PCBs	mg/kg	1.5	6	12	3	2.5	2	4
<i>Sample Location:</i>		C00-126	C00-127	C00-128	C00-129	C00-129	C00-129	C00-130
<i>Sample ID:</i>		C00-126 (0-6)-5/22/2000	C00-127 (0-6)-5/22/2000	C00-128 (0-6)-5/22/2000	C00-129 (0-6)-6/15/2000	C00-129-Deep-6/15/2000	C00-129-Middle-6/15/2000	C00-130 (0-6)-6/15/2000
<i>Sample Depth:</i>		0-6 inch BGS	0-6 inch BGS	0-6 inch BGS	0-6 inch BGS			0-6 inch BGS
<i>Sample Date:</i>		5/22/2000	5/22/2000	5/22/2000	6/15/2000	6/15/2000	6/15/2000	6/15/2000
<i>Sample Matrix</i>		CC	CC	CC	CC	Unknown	Unknown	CC
<i>Parameters</i>	<i>Units</i>							
<i>PCBs</i>								
Total PCBs	mg/kg	45	1.3	0.5	0.37	U	U	U
<i>Sample Location:</i>		C00-130	C00-130	C00-131	C00-131	C00-131	C00-132	C00-132
<i>Sample ID:</i>		C00-130-Deep-6/15/2000	C00-130-Middle-6/15/2000	C00-131 (0-6)-7/21/2000	C00-131-Deep-7/21/2000	C00-131-Middle-7/21/2000	C00-132 (0-6)-7/21/2000	C00-132-Deep-7/21/2000
<i>Sample Depth:</i>				0-6 inch BGS			0-6 inch BGS	
<i>Sample Date:</i>		6/15/2000	6/15/2000	7/21/2000	7/21/2000	7/21/2000	7/21/2000	7/21/2000
<i>Sample Matrix</i>		Unknown	Unknown	CC	Unknown	Unknown	CC	Unknown
<i>Parameters</i>	<i>Units</i>							
<i>PCBs</i>								
Total PCBs	mg/kg	U	U	U	U	U	U	U
<i>Sample Location:</i>		C00-132	C00-134	C00-134	C00-134	C00-135	C00-135	C00-135
<i>Sample ID:</i>		C00-132-Middle-7/21/2000	C00-134 (0-6)-9/1/2000	C00-134-Deep-9/1/2000	C00-134-Middle-9/1/2000	C00-135 (0-6)-9/1/2000	C00-135-Deep-9/1/2000	C00-135-Middle-9/1/2000
<i>Sample Depth:</i>			0-6 inch BGS			0-6 inch BGS		
<i>Sample Date:</i>		7/21/2000	9/1/2000	9/1/2000	9/1/2000	9/1/2000	9/1/2000	9/1/2000
<i>Sample Matrix</i>		Unknown	CC	Unknown	Unknown	CC	Unknown	Unknown
<i>Parameters</i>	<i>Units</i>							
<i>PCBs</i>								
Total PCBs	mg/kg	U	1.6	0.8	2.6	1.9	2.2	1.6

Notes:

U - Not present at or above the associated value

TABLE 2.1

HISTORICAL CONCRETE SAMPLE RESULTS
SAGINAW MALLEABLE IRON PLANT, SAGINAW, MICHIGAN

<i>Sample Location:</i>	C00-136	C00-136	C00-136	C00-137	C00-138	C00-139	C00-140	
<i>Sample ID:</i>	C00-136 (0-6)~9/1/2000	C00-136-Deep~9/1/2000	C00-136-Middle~9/1/2000	C00-137 (0-6)~9/19/2000	C00-138 (0-6)~9/19/2000	C00-139 (0-6)~10/10/2000	C00-140 (0-6)~10/10/2000	
<i>Sample Depth:</i>	0-6 inch BGS			0-6 inch BGS	0-6 inch BGS	0-6 inch BGS	0-6 inch BGS	
<i>Sample Date:</i>	9/1/2000	9/1/2000	9/1/2000	9/19/2000	9/19/2000	10/10/2000	10/10/2000	
<i>Sample Matrix</i>	CC	Unknown	Unknown	CC	CC	CC	CC	
<i>Parameters</i>	<i>Units</i>							
<i>PCBs</i>								
Total PCBs	mg/kg	U	U	U	U	U	U	
<i>Sample Location:</i>	C00-141	C00-142	C00-143	C00-144	C00-145	C00-146	C00-147	
<i>Sample ID:</i>	C00-141 (0-6)~10/10/2000	C00-142 (0-6)~10/26/2000	C00-143 (0-6)~11/6/2000	C00-144 (0-6)~11/6/2000	C00-145 (0-6)~11/6/2000	C00-146 (0-6)~11/6/2000	C00-147 (0-6)~11/6/2000	
<i>Sample Depth:</i>	0-6 inch BGS	0-6 inch BGS	0-6 inch BGS	0-6 inch BGS	0-6 inch BGS	0-6 inch BGS	0-6 inch BGS	
<i>Sample Date:</i>	10/10/2000	10/26/2000	11/6/2000	11/6/2000	11/6/2000	11/6/2000	11/6/2000	
<i>Sample Matrix</i>	CC	CC	CC	CC	CC	CC	CC	
<i>Parameters</i>	<i>Units</i>							
<i>PCBs</i>								
Total PCBs	mg/kg	U	0.33	U	U	U	U	
<i>Sample Location:</i>	C00-148	C00-149	C00-150	C00-151	C00-152	C00-153	C00-154	
<i>Sample ID:</i>	C00-148 (0-6)~11/6/2000	C00-149 (0-6)~11/20/2000	C00-150 (0-6)~11/22/2000	C00-151 (0-6)~11/22/2000	C00-152 (0-6)~11/22/2000	C00-153 (0-6)~11/22/2000	C00-154 (0-6)~11/22/2000	
<i>Sample Depth:</i>	0-6 inch BGS	0-6 inch BGS	0-6 inch BGS	0-6 inch BGS	0-6 inch BGS	0-6 inch BGS	0-6 inch BGS	
<i>Sample Date:</i>	11/6/2000	11/20/2000	11/22/2000	11/22/2000	11/22/2000	11/22/2000	11/22/2000	
<i>Sample Matrix</i>	CC	CC	CC	CC	CC	CC	CC	
<i>Parameters</i>	<i>Units</i>							
<i>PCBs</i>								
Total PCBs	mg/kg	U	U	5	1.3	5	U	0.6
<i>Sample Location:</i>	C00-155	C00-156	C00-157	C00-158	C00-159	C00-160	C00-161	
<i>Sample ID:</i>	C00-155 (0-6)~11/22/2000	C00-156 (0-6)~11/22/2000	C00-157 (0-6)~11/22/2000	C00-158 (0-6)~11/22/2000	C00-159 (0-6)~11/22/2000	C00-160 (0-6)~11/22/2000	C00-161 (0-6)~11/22/2000	
<i>Sample Depth:</i>	0-6 inch BGS	0-6 inch BGS	0-6 inch BGS	0-6 inch BGS	0-6 inch BGS	0-6 inch BGS	0-6 inch BGS	
<i>Sample Date:</i>	11/22/2000	11/22/2000	11/22/2000	11/22/2000	11/22/2000	11/22/2000	11/22/2000	
<i>Sample Matrix</i>	CC	CC	CC	CC	CC	CC	CC	
<i>Parameters</i>	<i>Units</i>							
<i>PCBs</i>								
Total PCBs	mg/kg	8	9	5	0.8	U	0.9	2.3

Notes:

U - Not present at or above the associated value

TABLE 2.1

HISTORICAL CONCRETE SAMPLE RESULTS
SAGINAW MALLEABLE IRON PLANT, SAGINAW, MICHIGAN

<i>Sample Location:</i>	C00-162	C00-164	C00-165	C00-166	C00-167	C01-002	C01-003	
<i>Sample ID:</i>	C00-162 (0-6)~11/22/2000	C00-164 (0-6)~11/22/2000	C00-165 (0-6)~11/22/2000	C00-166 (0-6)~11/28/2000	C00-167 (0-6)~11/28/2000	C01-002~5/21/2001	C01-003~5/21/2001	
<i>Sample Depth:</i>	0-6 inch BGS	0-6 inch BGS	0-6 inch BGS	0-6 inch BGS	0-6 inch BGS	0-6 inch BGS	0-6 inch BGS	
<i>Sample Date:</i>	11/22/2000	11/22/2000	11/22/2000	11/28/2000	11/28/2000	5/21/2001	5/21/2001	
<i>Sample Matrix</i>	CC	CC	CC	CC	CC	CC	CC	
<i>Parameters</i>	<i>Units</i>							
<i>PCBs</i>								
Total PCBs	mg/kg	2.5	1.7	10	0.45	0.9	28	39
<i>Sample Location:</i>	C01-004	C01-008	C01-009	C01-010	C01-011	C01-012	C01-013	
<i>Sample ID:</i>	C01-004~5/21/2001	C01-008~5/21/2001	C01-009~5/21/2001	C01-010~10/31/2001	C01-011~10/31/2001	C01-012~10/31/2001	C01-013~10/31/2001	
<i>Sample Depth:</i>	0-6 inch BGS	0-6 inch BGS	0-6 inch BGS	0-6 inch BGS	0-6 inch BGS	0-6 inch BGS	0-6 inch BGS	
<i>Sample Date:</i>	5/21/2001	5/21/2001	5/21/2001	10/31/2001	10/31/2001	10/31/2001	10/31/2001	
<i>Sample Matrix</i>	CC	CC	CC	CC	CC	CC	CC	
<i>Parameters</i>	<i>Units</i>							
<i>PCBs</i>								
Total PCBs	mg/kg	U	U	U	U	0.5	U	U
<i>Sample Location:</i>	C01-014	C01-015	C01-016	C01-017	C01-018	C01-019	C01-020	
<i>Sample ID:</i>	C01-014~10/31/2001	C01-015~10/31/2001	C01-016~10/31/2001	C01-017~10/31/2001	C01-018~10/23/2001	C01-019~10/23/2001	C01-020~10/23/2001	
<i>Sample Depth:</i>	0-6 inch BGS	0-6 inch BGS	0-6 inch BGS	0-6 inch BGS	0-6 inch BGS	0-6 inch BGS	0-6 inch BGS	
<i>Sample Date:</i>	10/31/2001	10/31/2001	10/31/2001	10/31/2001	10/23/2001	10/23/2001	10/23/2001	
<i>Sample Matrix</i>	CC	CC	CC	CC	CC	CC	CC	
<i>Parameters</i>	<i>Units</i>							
<i>PCBs</i>								
Total PCBs	mg/kg	U	U	U	U	U	0.45	U
<i>Sample Location:</i>	C01-021	C01-022	C01-023	C01-024	C01-025	C01-026	C01-028	
<i>Sample ID:</i>	C01-021~11/20/2001	C01-022~11/20/2001	C01-023~11/20/2001	C01-024~11/20/2001	C01-025~11/20/2001	C01-026~11/2/2001	C01-028~8/23/2001	
<i>Sample Depth:</i>	0-6 inch BGS	0-6 inch BGS	0-6 inch BGS	0-6 inch BGS	0-6 inch BGS	0-6 inch BGS	0-6 inch BGS	
<i>Sample Date:</i>	11/20/2001	11/20/2001	11/20/2001	11/20/2001	11/20/2001	11/2/2001	8/23/2001	
<i>Sample Matrix</i>	CC	CC	CC	CC	CC	CC	CC	
<i>Parameters</i>	<i>Units</i>							
<i>PCBs</i>								
Total PCBs	mg/kg	U	U	U	U	U	U	1.2

Notes:

U - Not present at or above
the associated value

TABLE 2.1

HISTORICAL CONCRETE SAMPLE RESULTS
SAGINAW MALLEABLE IRON PLANT, SAGINAW, MICHIGAN

<i>Sample Location:</i>	C01-029	C013	C014	C015	C016	C017	C018	
<i>Sample ID:</i>	C01-029~8/23/2001	C-032394-SSH-013	C-032394-SSH-014	C-032394-SSH-015	C-032394-SSH-016	C-032394-SSH-017	C-032394-SSH-018	
<i>Sample Depth:</i>	0-6 inch BGS	0-0.5 inch BGS	0-0.5 inch BGS	0-0.5 inch BGS	0-0.5 inch BGS	0-0.5 inch BGS	0-0.5 inch BGS	
<i>Sample Date:</i>	8/23/2001	3/23/1994	3/23/1994	3/23/1994	3/23/1994	3/23/1994	3/23/1994	
<i>Sample Matrix</i>	CC	CC	CC	CC	CC	CC	CC	
<i>Parameters</i>	<i>Units</i>							
PCBs								
Total PCBs	mg/kg	1	0.33 U	0.33 U	1.0	0.5	0.33 U	2.6
<i>Sample Location:</i>	C02-001	C02-002	C02-003	C02-004	C02-005	C02-007-01	C02-008-02	
<i>Sample ID:</i>	C02-001~1/23/2002	C02-002~1/23/2002	C02-003~1/23/2002	C02-004~1/23/2002	C02-005~4/16/2002	C02-007-01~5/16/2002	C02-008-02~5/16/2002	
<i>Sample Depth:</i>	0-6 inch BGS	0-6 inch BGS	0-6 inch BGS	0-6 inch BGS	0-6 inch BGS	0-6 inch BGS	0-6 inch BGS	
<i>Sample Date:</i>	1/23/2002	1/23/2002	1/23/2002	1/23/2002	4/16/2002	5/16/2002	5/16/2002	
<i>Sample Matrix</i>	CC	CC	CC	CC	CC	CC	CC	
<i>Parameters</i>	<i>Units</i>							
PCBs								
Total PCBs	mg/kg	0.7	9	9	U	U	U	
<i>Sample Location:</i>	C02-009	C02-010	C02-011	C02-012	C02-013	C02-033	C02-034	
<i>Sample ID:</i>	C02-009~6/4/2002	C02-010~6/4/2002	C02-011~6/14/2002	C02-012~6/14/2002	C02-013~6/14/2002	C02-033~7/10/2002	C02-034~7/10/2002	
<i>Sample Depth:</i>	0-6 inch BGS	0-6 inch BGS	0-6 inch BGS	0-6 inch BGS	0-6 inch BGS	0-6 inch BGS	0-6 inch BGS	
<i>Sample Date:</i>	6/4/2002	6/4/2002	6/14/2002	6/14/2002	6/14/2002	7/10/2002	7/10/2002	
<i>Sample Matrix</i>	CC	CC	CC	CC	CC	CC	CC	
<i>Parameters</i>	<i>Units</i>							
PCBs								
Total PCBs	mg/kg	0.37	1.6	6	2.1	U	U	
<i>Sample Location:</i>	C02-035	C02-038C	C02-039C	C02-040C	C02-041C	C02-042C	C02-043C	
<i>Sample ID:</i>	C02-035~7/10/2002	C02-038C~8/29/2002	C02-039C~8/29/2002	C02-040C~8/29/2002	C02-041C~8/29/2002	C02-042C~8/29/2002	C02-043C~8/29/2002	
<i>Sample Depth:</i>	0-6 inch BGS	0-6 inch BGS	0-6 inch BGS	0-6 inch BGS	0-6 inch BGS	0-6 inch BGS	0-6 inch BGS	
<i>Sample Date:</i>	7/10/2002	8/29/2002	8/29/2002	8/29/2002	8/29/2002	8/29/2002	8/29/2002	
<i>Sample Matrix</i>	CC	CC	CC	CC	CC	CC	CC	
<i>Parameters</i>	<i>Units</i>							
PCBs								
Total PCBs	mg/kg	U	3.5	1.5	3	3.4	1.3	4.9

Notes:

U - Not present at or above the associated value

TABLE 2.1

HISTORICAL CONCRETE SAMPLE RESULTS
SAGINAW MALLEABLE IRON PLANT, SAGINAW, MICHIGAN

<i>Sample Location:</i>	C02-044C	C02-045C	C02-046C	C02-047C	C02-048C	C02-049C	C02-050C	
<i>Sample ID:</i>	C02-044C~8/29/2002	C02-045C~8/29/2002	C02-046C~8/29/2002	C02-047C~8/29/2002	C02-048C~8/29/2002	C02-049C~8/29/2002	C02-050C~8/29/2002	
<i>Sample Depth:</i>	0-6 inch BGS	0-6 inch BGS	0-6 inch BGS	0-6 inch BGS	0-6 inch BGS	0-6 inch BGS	0-6 inch BGS	
<i>Sample Date:</i>	8/29/2002	8/29/2002	8/29/2002	8/29/2002	8/29/2002	8/29/2002	8/29/2002	
<i>Sample Matrix</i>	CC	CC	CC	CC	CC	CC	CC	
<i>Parameters</i>	<i>Units</i>							
<i>PCBs</i>								
Total PCBs	mg/kg	2.4	1	U	U	0.34	1.4	4.3
<i>Sample Location:</i>	C02-051C	C02-052C	C02-053C	C02-054C	C02-057	C02-058	C02-059	
<i>Sample ID:</i>	C02-051C~8/29/2002	C02-052C~8/29/2002	C02-053C~8/29/2002	C02-054C~8/29/2002	C02-057~9/27/2002	C02-058~9/27/2002	C02-059~10/30/2002	
<i>Sample Depth:</i>	0-6 inch BGS	0-6 inch BGS	0-6 inch BGS	0-6 inch BGS	0-6 inch BGS	0-6 inch BGS	0-6 inch BGS	
<i>Sample Date:</i>	8/29/2002	8/29/2002	8/29/2002	8/29/2002	9/27/2002	9/27/2002	10/30/2002	
<i>Sample Matrix</i>	CC	CC	CC	CC	CC	CC	CC	
<i>Parameters</i>	<i>Units</i>							
<i>PCBs</i>								
Total PCBs	mg/kg	U	0.6	U	0.8	U	U	
<i>Sample Location:</i>	C02-060	C02-061	C02-062	C03-004	C03-006	C03-007	C03-008	
<i>Sample ID:</i>	C02-060~10/30/2002	C02-061~10/30/2002	C02-062~10/30/2002	C03-004~1/7/2003	C03-006~2/5/2003	C03-007~2/5/2003	C03-008~2/5/2003	
<i>Sample Depth:</i>	0-6 inch BGS	0-6 inch BGS	0-6 inch BGS	0-6 inch BGS	0-6 inch BGS	0-6 inch BGS	0-6 inch BGS	
<i>Sample Date:</i>	10/30/2002	10/30/2002	10/30/2002	1/7/2003	2/5/2003	2/5/2003	2/5/2003	
<i>Sample Matrix</i>	CC	CC	CC	CC	CC	CC	CC	
<i>Parameters</i>	<i>Units</i>							
<i>PCBs</i>								
Total PCBs	mg/kg	U	U	U	0.5 U	6.1	3.4	106
<i>Sample Location:</i>	C03-009	C03-010	C03-011C	C03-012	C03-013	C03-014	C03-015	
<i>Sample ID:</i>	C03-009~2/5/2003	C03-010~2/18/2003	C03-011C~4/8/2003	C03-012~5/2/2003	C03-013~5/2/2003	C03-014~5/8/2003	C03-015~5/8/2003	
<i>Sample Depth:</i>	0-6 inch BGS	0-6 inch BGS	0-6 inch BGS	0-6 inch BGS	0-6 inch BGS	0-6 inch BGS	0-6 inch BGS	
<i>Sample Date:</i>	2/5/2003	2/18/2003	4/8/2003	5/2/2003	5/2/2003	5/8/2003	5/8/2003	
<i>Sample Matrix</i>	CC	CC	CC	CC	CC	CC	CC	
<i>Parameters</i>	<i>Units</i>							
<i>PCBs</i>								
Total PCBs	mg/kg	1.7	0.5 U	0.5 U	U	0.33	U	U

Notes:

U - Not present at or above the associated value

TABLE 2.1

HISTORICAL CONCRETE SAMPLE RESULTS
SAGINAW MALLEABLE IRON PLANT, SAGINAW, MICHIGAN

<i>Sample Location:</i>	C03-016	C03-017	C101A	C101B	C101C	C103A	C103B	
<i>Sample ID:</i>	C03-016~5/13/2003	C03-017~5/22/2003	C-070894-SSH-101A	C-070894-SSH-101B	C-070894-SSH-101C	C-070894-SSH-103A	C-070894-SSH-103B	
<i>Sample Depth:</i>	0-6 inch BGS	0-6 inch BGS	0-0.5 inch BGS	0.5-5 inch BGS	5-10 inch BGS	0-0.5 inch BGS	0.5-5 inch BGS	
<i>Sample Date:</i>	5/13/2003	5/22/2003	7/8/1994	7/8/1994	7/8/1994	7/8/1994	7/8/1994	
<i>Sample Matrix</i>	CC	CC	CC	CC	CC	CC	CC	
<i>Parameters</i>	<i>Units</i>							
<i>PCBs</i>								
Total PCBs	mg/kg	U	U	0.33 U	0.33 U	0.33 U	0.33 UJ	0.33 U
<i>Sample Location:</i>	C103C	C105A	C111A	C111B	C111C	C113A	C113B	
<i>Sample ID:</i>	C-070894-SSH-103C	C-070894-SSH-105A	C-070894-SSH-111A	C-070894-SSH-111B	C-070894-SSH-111C	C-070894-SSH-113A	C-070894-SSH-113B	
<i>Sample Depth:</i>	5-10 inch BGS	0-0.5 inch BGS	0-0.5 inch BGS	0.5-5 inch BGS	5-10 inch BGS	0-0.5 inch BGS	0.5-5 inch BGS	
<i>Sample Date:</i>	7/8/1994	7/8/1994	7/8/1994	7/8/1994	7/8/1994	7/8/1994	7/8/1994	
<i>Sample Matrix</i>	CC	CC	CC	CC	CC	CC	CC	
<i>Parameters</i>	<i>Units</i>							
<i>PCBs</i>								
Total PCBs	mg/kg	0.33 U	0.33 U	1.7	4.6	0.33 U	4.3	0.33 U
<i>Sample Location:</i>	C115A	C115B	C115C	C117A	C117B	C117C	C119A	
<i>Sample ID:</i>	C-070894-SSH-115A	C-070894-SSH-115B	C-070894-SSH-115C	C-070894-SSH-117A	C-070894-SSH-117B	C-070894-SSH-117C	C-070894-SSH-119A	
<i>Sample Depth:</i>	0-0.5 inch BGS	0.5-5 inch BGS	5-10 inch BGS	0-0.5 inch BGS	0.5-5 inch BGS	5-10 inch BGS	0-0.5 inch BGS	
<i>Sample Date:</i>	7/8/1994	7/8/1994	7/8/1994	7/8/1994	7/8/1994	7/8/1994	7/8/1994	
<i>Sample Matrix</i>	CC	CC	CC	CC	CC	CC	CC	
<i>Parameters</i>	<i>Units</i>							
<i>PCBs</i>								
Total PCBs	mg/kg	0.82	0.33 U	0.33 U	1.1	0.33 U	0.33 U	1.2 J
<i>Sample Location:</i>	C119B	C119C	C121A	C121B	C121C	C123A	C123B	
<i>Sample ID:</i>	C-070894-SSH-119B	C-070894-SSH-119C	C-070894-SSH-121A	C-070894-SSH-121B	C-070894-SSH-121C	C-070894-SSH-123A	C-070894-SSH-123B	
<i>Sample Depth:</i>	0.5-5 inch BGS	5-10 inch BGS	0-0.5 inch BGS	0.5-5 inch BGS	5-10 inch BGS	0-0.5 inch BGS	0.5-5 inch BGS	
<i>Sample Date:</i>	7/8/1994	7/8/1994	7/8/1994	7/8/1994	7/8/1994	7/8/1994	7/8/1994	
<i>Sample Matrix</i>	CC	CC	CC	CC	CC	CC	CC	
<i>Parameters</i>	<i>Units</i>							
<i>PCBs</i>								
Total PCBs	mg/kg	0.33 U	0.33 U	2.6	0.69	0.39	0.33 U	0.33 U

Notes:

U - Not present at or above the associated value

TABLE 2.1

HISTORICAL CONCRETE SAMPLE RESULTS
SAGINAW MALLEABLE IRON PLANT, SAGINAW, MICHIGAN

<i>Sample Location:</i>	C123C	C125A	C125B	C125C	C127A	C127B	C127C
<i>Sample ID:</i>	C-070894-SSH-123C	C-070894-SSH-125A	C-070894-SSH-125B	C-070894-SSH-125C	C-070894-SSH-127A	C-070894-SSH-127B	C-070894-SSH-127C
<i>Sample Depth:</i>	5-10 inch BGS	0-0.5 inch BGS	0.5-5 inch BGS	5-10 inch BGS	0-0.5 inch BGS	0.5-5 inch BGS	5-10 inch BGS
<i>Sample Date:</i>	7/8/1994	7/8/1994	7/8/1994	7/8/1994	7/8/1994	7/8/1994	7/8/1994
<i>Sample Matrix</i>	CC	CC	CC	CC	CC	CC	CC
<i>Parameters</i>	<i>Units</i>						
<i>PCBs</i>							
Total PCBs	mg/kg	0.33 U	4.4	3.3	0.33 U	0.33 U	0.33 U
<i>Sample Location:</i>	C129A	C129B	C129C	C131A	C131B	C131C	C135C
<i>Sample ID:</i>	C-070894-SSH-129A	C-070894-SSH-129B	C-070894-SSH-129C	C-070894-SSH-131A	C-070894-SSH-131B	C-070894-SSH-131C	C-070894-SSH-135C
<i>Sample Depth:</i>	0-0.5 inch BGS	0.5-5 inch BGS	5-10 inch BGS	0-0.5 inch BGS	0.5-5 inch BGS	5-10 inch BGS	5-10 inch BGS
<i>Sample Date:</i>	7/8/1994	7/8/1994	7/8/1994	7/8/1994	7/8/1994	7/8/1994	7/8/1994
<i>Sample Matrix</i>	CC	CC	CC	CC	CC	CC	CC
<i>Parameters</i>	<i>Units</i>						
<i>PCBs</i>							
Total PCBs	mg/kg	1.5 U	1.5 U	0.33 U	16	0.54	0.33 U
<i>Sample Location:</i>	C137A	C137B	C137C	C139A	C139B	C141B	C141C
<i>Sample ID:</i>	C-070894-SSH-137A	C-070894-SSH-137B	C-070894-SSH-137C	C-070894-SSH-139A	C-070894-SSH-139B	C-070994-SSH-141B	C-070994-SSH-141C
<i>Sample Depth:</i>	0-0.5 inch BGS	0.5-5 inch BGS	5-10 inch BGS	0-0.5 inch BGS	0.5-5 inch BGS	0.5-5 inch BGS	5-10 inch BGS
<i>Sample Date:</i>	7/8/1994	7/8/1994	7/8/1994	7/8/1994	7/8/1994	7/9/1994	7/9/1994
<i>Sample Matrix</i>	CC	CC	CC	CC	CC	CC	CC
<i>Parameters</i>	<i>Units</i>						
<i>PCBs</i>							
Total PCBs	mg/kg	4	0.33 U	0.33 U	0.33 U	0.33 U	0.33 UJ
<i>Sample Location:</i>	C143A	C143B	C145A	C145B	C145C	C147A	C147B
<i>Sample ID:</i>	C-070894-SSH-143A	C-070894-SSH-143B	C-070894-SSH-145A	C-070894-SSH-145B	C-070994-SSH-145C	C-070894-SSH-147A	C-070894-SSH-147B
<i>Sample Depth:</i>	0-0.5 inch BGS	0.5-5 inch BGS	0-0.5 inch BGS	0.5-5 inch BGS	5-10 inch BGS	0-0.5 inch BGS	0.5-5 inch BGS
<i>Sample Date:</i>	7/8/1994	7/8/1994	7/8/1994	7/8/1994	7/9/1994	7/8/1994	7/8/1994
<i>Sample Matrix</i>	CC	CC	CC	CC	CC	CC	CC
<i>Parameters</i>	<i>Units</i>						
<i>PCBs</i>							
Total PCBs	mg/kg	0.43	1.6	14	73	0.33 U	12

Notes:

U - Not present at or above the associated value

TABLE 2.1

HISTORICAL CONCRETE SAMPLE RESULTS
SAGINAW MALLEABLE IRON PLANT, SAGINAW, MICHIGAN

<i>Sample Location:</i>	C149A	C149B	C149C	C151A	C151B	C151C	C153C	
<i>Sample ID:</i>	C-070994-SSH-149A	C-070994-SSH-149B	C-070994-SSH-149C	C-070894-SSH-151A	C-070994-SSH-151B	C-070994-SSH-151C	C-070994-SSH-153C	
<i>Sample Depth:</i>	0-0.5 inch BGS	0.5-5 inch BGS	5-10 inch BGS	0-0.5 inch BGS	0.5-5 inch BGS	5-10 inch BGS	5-10 inch BGS	
<i>Sample Date:</i>	7/9/1994	7/9/1994	7/9/1994	7/8/1994	7/9/1994	7/9/1994	7/9/1994	
<i>Sample Matrix</i>	CC	CC	CC	CC	CC	CC	CC	
<i>Parameters</i>	<i>Units</i>							
<i>PCBs</i>								
Total PCBs	mg/kg	0.33 U	0.33 U	0.33 U	1.3	0.33 U	0.33 U	0.33 U
<i>Sample Location:</i>	C159A	C159B	C159C	C161A	C161B	C161C	C165A	
<i>Sample ID:</i>	C-070994-SSH-159A	C-070994-SSH-159B	C-070994-SSH-159C	C-070994-SSH-161A	C-070994-SSH-161B	C-070994-SSH-161C	C-070994-SSH-165A	
<i>Sample Depth:</i>	0-0.5 inch BGS	0.5-5 inch BGS	5-10 inch BGS	0-0.5 inch BGS	0.5-5 inch BGS	5-10 inch BGS	0-0.5 inch BGS	
<i>Sample Date:</i>	7/9/1994	7/9/1994	7/9/1994	7/9/1994	7/9/1994	7/9/1994	7/9/1994	
<i>Sample Matrix</i>	CC	CC	CC	CC	CC	CC	CC	
<i>Parameters</i>	<i>Units</i>							
<i>PCBs</i>								
Total PCBs	mg/kg	1.7	0.33 U	0.33 U	1700	91	0.77	710
<i>Sample Location:</i>	C165B	C165C	C167C	C169A	C169B	C169C	C171A	
<i>Sample ID:</i>	C-070994-SSH-165B	C-070994-SSH-165C	C-070994-SSH-167C	C-070994-SSH-169A	C-070994-SSH-169B	C-070994-SSH-169C	C-070994-SSH-171A	
<i>Sample Depth:</i>	0.5-5 inch BGS	5-10 inch BGS	5-10 inch BGS	0-0.5 inch BGS	0.5-5 inch BGS	5-10 inch BGS	0-0.5 inch BGS	
<i>Sample Date:</i>	7/9/1994	7/9/1994	7/9/1994	7/9/1994	7/9/1994	7/9/1994	7/9/1994	
<i>Sample Matrix</i>	CC	CC	CC	CC	CC	CC	CC	
<i>Parameters</i>	<i>Units</i>							
<i>PCBs</i>								
Total PCBs	mg/kg	24	0.8	0.36	39	0.33 U	0.33 U	350
<i>Sample Location:</i>	C171B	C171C	C173A	C173B	C173C	C175A	C175B	
<i>Sample ID:</i>	C-070994-SSH-171B	C-070994-SSH-171C	C-070994-SSH-173A	C-070994-SSH-173B	C-070994-SSH-173C	C-070994-SSH-175A	C-070994-SSH-175B	
<i>Sample Depth:</i>	0.5-5 inch BGS	5-10 inch BGS	0-0.5 inch BGS	0.5-5 inch BGS	5-10 inch BGS	0-0.5 inch BGS	0.5-5 inch BGS	
<i>Sample Date:</i>	7/9/1994	7/9/1994	7/9/1994	7/9/1994	7/9/1994	7/9/1994	7/9/1994	
<i>Sample Matrix</i>	CC	CC	CC	CC	CC	CC	CC	
<i>Parameters</i>	<i>Units</i>							
<i>PCBs</i>								
Total PCBs	mg/kg	0.99	0.33 U	230	4.1	0.92	500	92

Notes:

U - Not present at or above
the associated value

TABLE 2.1

HISTORICAL CONCRETE SAMPLE RESULTS
SAGINAW MALLEABLE IRON PLANT, SAGINAW, MICHIGAN

<i>Sample Location:</i>	C177A	C177B	C181A	C181B	C181C	C183A	C183B	
<i>Sample ID:</i>	C-070994-SSH-177A	C-070994-SSH-177B	C-070994-SSH-181A	C-070994-SSH-181B	C-070994-SSH-181C	C-070994-SSH-183A	C-070994-SSH-183B	
<i>Sample Depth:</i>	0-0.5 inch BGS	0.5-5 inch BGS	0-0.5 inch BGS	0.5-5 inch BGS	5-10 inch BGS	0-0.5 inch BGS	0.5-5 inch BGS	
<i>Sample Date:</i>	7/9/1994	7/9/1994	7/9/1994	7/9/1994	7/9/1994	7/9/1994	7/9/1994	
<i>Sample Matrix</i>	CC	CC	CC	CC	CC	CC	CC	
<i>Parameters</i>	<i>Units</i>							
<i>PCBs</i>								
Total PCBs	mg/kg	34	0.43	1 J	0.38	0.33 U	2.1	0.33 U
<i>Sample Location:</i>	C185A	C185B	C185C	C187A	C187B	C187C	C189A	
<i>Sample ID:</i>	C-070994-SSH-185A	C-070994-SSH-185B	C-070994-SSH-185C	C-070994-SSH-187A	C-070994-SSH-187B	C-070994-SSH-187C	C-070994-SSH-189A	
<i>Sample Depth:</i>	0-0.5 inch BGS	0.5-5 inch BGS	5-10 inch BGS	0-0.5 inch BGS	0.5-5 inch BGS	5-10 inch BGS	0-0.5 inch BGS	
<i>Sample Date:</i>	7/9/1994	7/9/1994	7/9/1994	7/9/1994	7/9/1994	7/9/1994	7/9/1994	
<i>Sample Matrix</i>	CC	CC	CC	CC	CC	CC	CC	
<i>Parameters</i>	<i>Units</i>							
<i>PCBs</i>								
Total PCBs	mg/kg	3.3	0.53	0.33 U	0.33 U	0.42	0.33 U	1.7
<i>Sample Location:</i>	C189B	C189C	C191A	C191B	C191C	C193A	C193B	
<i>Sample ID:</i>	C-070994-SSH-189B	C-070994-SSH-189C	C-070994-SSH-191A	C-070994-SSH-191B	C-070994-SSH-191C	C-070994-SSH-193A	C-070994-SSH-193B	
<i>Sample Depth:</i>	0.5-5 inch BGS	5-10 inch BGS	0-0.5 inch BGS	0.5-5 inch BGS	5-10 inch BGS	0-0.5 inch BGS	0.5-5 inch BGS	
<i>Sample Date:</i>	7/9/1994	7/9/1994	7/9/1994	7/9/1994	7/9/1994	7/9/1994	7/9/1994	
<i>Sample Matrix</i>	CC	CC	CC	CC	CC	CC	CC	
<i>Parameters</i>	<i>Units</i>							
<i>PCBs</i>								
Total PCBs	mg/kg	7.5	0.33 U	130	6.2	0.33 U	3.9	0.33 U
<i>Sample Location:</i>	C193C	C195C	C197C	C199A	C199B	C199C	C201A	
<i>Sample ID:</i>	C-070994-SSH-193C	C-070994-SSH-195C	C-070994-SSH-197C	C-070994-SSH-199A	C-070994-SSH-199B	C-070994-SSH-199C	C-070994-SSH-201A	
<i>Sample Depth:</i>	5-10 inch BGS	5-10 inch BGS	5-10 inch BGS	0-0.5 inch BGS	0.5-5 inch BGS	5-10 inch BGS	0-0.5 inch BGS	
<i>Sample Date:</i>	7/9/1994	7/9/1994	7/9/1994	7/9/1994	7/9/1994	7/9/1994	7/9/1994	
<i>Sample Matrix</i>	CC	CC	CC	CC	CC	CC	CC	
<i>Parameters</i>	<i>Units</i>							
<i>PCBs</i>								
Total PCBs	mg/kg	0.33 U	0.33 U	0.33 U	2.1	0.33 U	0.33 U	0.39

Notes:

U - Not present at or above the associated value

TABLE 2.1

HISTORICAL CONCRETE SAMPLE RESULTS
SAGINAW MALLEABLE IRON PLANT, SAGINAW, MICHIGAN

<i>Sample Location:</i>	C203A	C203B	C203C	C205A	C205B	C207A	C209A	
<i>Sample ID:</i>	C-070994-SSH-203A	C-070994-SSH-203B	C-070994-SSH-203C	C-070994-SSH-205A	C-070994-SSH-205B	C-070994-SSH-207A	C-070994-SSH-209A	
<i>Sample Depth:</i>	0-0.5 inch BGS	0.5-5 inch BGS	5-10 inch BGS	0-0.5 inch BGS	0.5-5 inch BGS	0-0.5 inch BGS	0-0.5 inch BGS	
<i>Sample Date:</i>	7/9/1994	7/9/1994	7/9/1994	7/9/1994	7/9/1994	7/9/1994	7/9/1994	
<i>Sample Matrix</i>	CC	CC	CC	CC	CC	CC	CC	
<i>Parameters</i>	<i>Units</i>							
<i>PCBs</i>								
Total PCBs	mg/kg	5.4	0.33 U	0.33 U	0.33 U	0.33 U	0.72	4.2 J
<i>Sample Location:</i>	C209B	C211A	C211B	C211C	C213A	C215A	C215C	
<i>Sample ID:</i>	C-070994-SSH-209B	C-070994-SSH-211A	C-070994-SSH-211B	C-070994-SSH-211C	C-070994-SSH-213A	C-070994-SSH-215A	C-070994-SSH-215C	
<i>Sample Depth:</i>	0.5-5 inch BGS	0-0.5 inch BGS	0.5-5 inch BGS	5-10 inch BGS	0-0.5 inch BGS	0-0.5 inch BGS	5-10 inch BGS	
<i>Sample Date:</i>	7/9/1994	7/9/1994	7/9/1994	7/9/1994	7/9/1994	7/9/1994	7/9/1994	
<i>Sample Matrix</i>	CC	CC	CC	CC	CC	CC	CC	
<i>Parameters</i>	<i>Units</i>							
<i>PCBs</i>								
Total PCBs	mg/kg	0.33 U	0.33 U	0.33 U	0.58	2.4	0.33 U	
<i>Sample Location:</i>	C217A	C217B	C217C	C219A	C219B	C219C	C221A	
<i>Sample ID:</i>	C-070994-SSH-217A	C-070994-SSH-217B	C-070994-SSH-217C	C-070994-SSH-219A	C-070994-SSH-219B	C-070994-SSH-219C	C-070994-SSH-221A	
<i>Sample Depth:</i>	0-0.5 inch BGS	0.5-5 inch BGS	5-10 inch BGS	0-0.5 inch BGS	0.5-5 inch BGS	5-10 inch BGS	0-0.5 inch BGS	
<i>Sample Date:</i>	7/9/1994	7/9/1994	7/9/1994	7/9/1994	7/9/1994	7/9/1994	7/9/1994	
<i>Sample Matrix</i>	CC	CC	CC	CC	CC	CC	CC	
<i>Parameters</i>	<i>Units</i>							
<i>PCBs</i>								
Total PCBs	mg/kg	0.93	0.33 U	0.33 U	7	0.33 U	0.33 U	2.7
<i>Sample Location:</i>	C221B	C221C	C3119A	C3119A	C3119B	C3119B	C3119C	
<i>Sample ID:</i>	C-070994-SSH-221B	C-070994-SSH-221C	3119A-11/26/1996	C-5579-961126-DJC-3119A	3119B-11/26/1996	C-5579-961126-DJC-3119B	C-5579-961126-DJC-3119C	
<i>Sample Depth:</i>	0.5-5 inch BGS	5-10 inch BGS	0-0.5 inch BGS	0-0.5 inch BGS	0.5-5 inch BGS	0.5-5 inch BGS	5-10 inch BGS	
<i>Sample Date:</i>	7/9/1994	7/9/1994	11/26/1996	11/26/1996	11/26/1996	11/26/1996	11/26/1996	
<i>Sample Matrix</i>	CC	CC	CC	CC	CC	CC	CC	
<i>Parameters</i>	<i>Units</i>							
<i>PCBs</i>								
Total PCBs	mg/kg	0.33 U	0.44	11	11	3	3.0	2.1

Notes:

U - Not present at or above
the associated value

TABLE 2.1

HISTORICAL CONCRETE SAMPLE RESULTS
SAGINAW MALLEABLE IRON PLANT, SAGINAW, MICHIGAN

<i>Sample Location:</i>	C3121A	C3121A	C3121B	C3121B	C3121C	C98-001	C99-013	
<i>Sample ID:</i>	3121A-11/26/1996	C-5579-961126-DJC-3121A	3121B-11/26/1996	C-5579-961126-DJC-3121B	3121C-11/26/1996	C98-001~2/10/1998	C99-013 (0-6)~1/27/1999	
<i>Sample Depth:</i>	0-0.5 inch BGS	0-0.5 inch BGS	0.5-5 inch BGS	0.5-5 inch BGS	5-10 inch BGS	0-6 inch BGS	0-6 inch BGS	
<i>Sample Date:</i>	11/26/1996	11/26/1996	11/26/1996	11/26/1996	11/26/1996	2/10/1998	1/27/1999	
<i>Sample Matrix</i>	CC	CC	CC	CC	CC	CC	CC	
<i>Parameters</i>	<i>Units</i>							
<i>PCBs</i>								
Total PCBs	mg/kg	12	12	1.0 U	1.0 U	2.1	2.2	1
<i>Sample Location:</i>	C99-013	C99-013	C99-014	C99-014	C99-015	C99-015	C99-016	
<i>Sample ID:</i>	C99-013-Deep-1/27/1999	C99-013-Middle-1/27/1999	C99-014 (0-6)~1/27/1999	C99-014-Middle-1/27/1999	C99-015 (0-6)~1/27/1999	C99-015-Middle-1/27/1999	C99-016 (0-6)~1/27/1999	
<i>Sample Depth:</i>			0-6 inch BGS		0-6 inch BGS		0-6 inch BGS	
<i>Sample Date:</i>	1/27/1999	1/27/1999	1/27/1999	1/27/1999	1/27/1999	1/27/1999	1/27/1999	
<i>Sample Matrix</i>	Unknown	Unknown	CC	Unknown	CC	Unknown	CC	
<i>Parameters</i>	<i>Units</i>							
<i>PCBs</i>								
Total PCBs	mg/kg	U	U	U	U	U	0.5	
<i>Sample Location:</i>	C99-016	C99-016	C99-017	C99-017	C99-018	C99-018	C99-023	
<i>Sample ID:</i>	C99-016-Deep-1/27/1999	C99-016-Middle-1/27/1999	C99-017 (0-6)~1/27/1999	C99-017-Middle-1/27/1999	C99-018 (0-6)~1/27/1999	C99-018-Middle-1/27/1999	C99-023 (0-6)~2/8/1999	
<i>Sample Depth:</i>			0-6 inch BGS		0-6 inch BGS		0-6 inch BGS	
<i>Sample Date:</i>	1/27/1999	1/27/1999	1/27/1999	1/27/1999	1/27/1999	1/27/1999	2/8/1999	
<i>Sample Matrix</i>	Unknown	Unknown	CC	Unknown	CC	Unknown	CC	
<i>Parameters</i>	<i>Units</i>							
<i>PCBs</i>								
Total PCBs	mg/kg	U	U	U	0.4	U	0.9	
<i>Sample Location:</i>	C99-023	C99-023	C99-024	C99-024	C99-024	C99-025	C99-025	
<i>Sample ID:</i>	C99-023-Deep-2/8/1999	C99-023-Middle-2/8/1999	C99-024 (0-6)~2/8/1999	C99-024-Deep-2/8/1999	C99-024-Middle-2/8/1999	C99-025 (0-6)~2/8/1999	C99-025-Deep-2/8/1999	
<i>Sample Depth:</i>			0-6 inch BGS			0-6 inch BGS		
<i>Sample Date:</i>	2/8/1999	2/8/1999	2/8/1999	2/8/1999	2/8/1999	2/8/1999	2/8/1999	
<i>Sample Matrix</i>	Unknown	Unknown	CC	Unknown	Unknown	CC	Unknown	
<i>Parameters</i>	<i>Units</i>							
<i>PCBs</i>								
Total PCBs	mg/kg	U	U	4	U	U	37	8

Notes:

U - Not present at or above the associated value

TABLE 2.1

HISTORICAL CONCRETE SAMPLE RESULTS
SAGINAW MALLEABLE IRON PLANT, SAGINAW, MICHIGAN

<i>Sample Location:</i>	C99-025	C99-026	C99-026	C99-026	C99-028	C99-028	C99-028	
<i>Sample ID:</i>	C99-025-Middle-2/8/1999	C99-026 (0-6)-2/8/1999	C99-026-Deep-2/8/1999	C99-026-Middle-2/8/1999	C99-028 (0-6)-2/22/1999	C99-028-Deep-2/22/1999	C99-028-Middle-2/22/1999	
<i>Sample Depth:</i>		0-6 inch BGS			0-6 inch BGS			
<i>Sample Date:</i>	2/8/1999	2/8/1999	2/8/1999	2/8/1999	2/22/1999	2/22/1999	2/22/1999	
<i>Sample Matrix</i>	Unknown	CC	Unknown	Unknown	CC	Unknown	Unknown	
<i>Parameters</i>	<i>Units</i>							
PCBs								
Total PCBs	mg/kg	14	1.4	1.4	0.6	U	U	U
<i>Sample Location:</i>	C99-030	C99-030	C99-030	C99-031	C99-031	C99-031	C99-033	
<i>Sample ID:</i>	C99-030 (0-6)-2/22/1999	C99-030-Deep-2/22/1999	C99-030-Middle-2/22/1999	C99-031 (0-6)-2/22/1999	C99-031-Deep-2/22/1999	C99-031-Middle-2/22/1999	C99-033 (0-6)-2/22/1999	
<i>Sample Depth:</i>	0-6 inch BGS			0-6 inch BGS			0-6 inch BGS	
<i>Sample Date:</i>	2/22/1999	2/22/1999	2/22/1999	2/22/1999	2/22/1999	2/22/1999	2/22/1999	
<i>Sample Matrix</i>	CC	Unknown	Unknown	CC	Unknown	Unknown	CC	
<i>Parameters</i>	<i>Units</i>							
PCBs								
Total PCBs	mg/kg	0.5	U	U	U	U	U	U
<i>Sample Location:</i>	C99-033	C99-033	C99-034	C99-034	C99-034	C99-035	C99-035	
<i>Sample ID:</i>	C99-033-Deep-2/22/1999	C99-033-Middle-2/22/1999	C99-034 (0-6)-2/22/1999	C99-034-Deep-2/22/1999	C99-034-Middle-2/22/1999	C99-035 (0-6)-2/22/1999	C99-035-Deep-2/22/1999	
<i>Sample Depth:</i>			0-6 inch BGS			0-6 inch BGS		
<i>Sample Date:</i>	2/22/1999	2/22/1999	2/22/1999	2/22/1999	2/22/1999	2/22/1999	2/22/1999	
<i>Sample Matrix</i>	Unknown	Unknown	CC	Unknown	Unknown	CC	Unknown	
<i>Parameters</i>	<i>Units</i>							
PCBs								
Total PCBs	mg/kg	U	U	U	U	U	U	U
<i>Sample Location:</i>	C99-035	C99-036	C99-036	C99-036	C99-037	C99-037	C99-037	
<i>Sample ID:</i>	C99-035-Middle-2/22/1999	C99-036 (0-6)-2/22/1999	C99-036-Deep-2/22/1999	C99-036-Middle-2/22/1999	C99-037 (0-6)-2/22/1999	C99-037-Deep-2/22/1999	C99-037-Middle-2/22/1999	
<i>Sample Depth:</i>		0-6 inch BGS			0-6 inch BGS			
<i>Sample Date:</i>	2/22/1999	2/22/1999	2/22/1999	2/22/1999	2/22/1999	2/22/1999	2/22/1999	
<i>Sample Matrix</i>	Unknown	CC	Unknown	Unknown	CC	Unknown	Unknown	
<i>Parameters</i>	<i>Units</i>							
PCBs								
Total PCBs	mg/kg	U	U	U	U	U	U	U

Notes:

U - Not present at or above the associated value

TABLE 2.1

HISTORICAL CONCRETE SAMPLE RESULTS
SAGINAW MALLEABLE IRON PLANT, SAGINAW, MICHIGAN

<i>Sample Location:</i>	C99-038	C99-038	C99-038	C99-039	C99-039	C99-039	C99-040
<i>Sample ID:</i>	C99-038 (0-6)~2/26/1999	C99-038-Deep~2/26/1999	C99-038-Middle~2/26/1999	C99-039 (0-6)~2/26/1999	C99-039-Deep~2/26/1999	C99-039-Middle~2/26/1999	C99-040 (0-6)~3/2/1999
<i>Sample Depth:</i>	0-6 inch BGS			0-6 inch BGS			0-6 inch BGS
<i>Sample Date:</i>	2/26/1999	2/26/1999	2/26/1999	2/26/1999	2/26/1999	2/26/1999	3/2/1999
<i>Sample Matrix</i>	CC	Unknown	Unknown	CC	Unknown	Unknown	CC
<i>Parameters</i>	<i>Units</i>						
<i>PCBs</i>							
Total PCBs	mg/kg	2.5	U	0.33	U	U	U
<i>Sample Location:</i>	C99-040	C99-040	C99-041	C99-041	C99-041	C99-042	C99-042
<i>Sample ID:</i>	C99-040-Deep~3/2/1999	C99-040-Middle~3/2/1999	C99-041 (0-6)~3/2/1999	C99-041-Deep~3/2/1999	C99-041-Middle~3/2/1999	C99-042 (0-6)~3/2/1999	C99-042-Deep~3/2/1999
<i>Sample Depth:</i>			0-6 inch BGS			0-6 inch BGS	
<i>Sample Date:</i>	3/2/1999	3/2/1999	3/2/1999	3/2/1999	3/2/1999	3/2/1999	3/2/1999
<i>Sample Matrix</i>	Unknown	Unknown	CC	Unknown	Unknown	CC	Unknown
<i>Parameters</i>	<i>Units</i>						
<i>PCBs</i>							
Total PCBs	mg/kg	U	U	U	U	U	U
<i>Sample Location:</i>	C99-042	C99-043	C99-043	C99-043	C99-044	C99-044	C99-044
<i>Sample ID:</i>	C99-042-Middle~3/2/1999	C99-043 (0-6)~3/2/1999	C99-043-Deep~3/2/1999	C99-043-Middle~3/2/1999	C99-044 (0-6)~3/2/1999	C99-044-Deep~3/2/1999	C99-044-Middle~3/2/1999
<i>Sample Depth:</i>		0-6 inch BGS			0-6 inch BGS		
<i>Sample Date:</i>	3/2/1999	3/2/1999	3/2/1999	3/2/1999	3/2/1999	3/2/1999	3/2/1999
<i>Sample Matrix</i>	Unknown	CC	Unknown	Unknown	CC	Unknown	Unknown
<i>Parameters</i>	<i>Units</i>						
<i>PCBs</i>							
Total PCBs	mg/kg	U	U	U	U	U	U
<i>Sample Location:</i>	C99-046	C99-046	C99-046	C99-047	C99-047	C99-047	C99-048
<i>Sample ID:</i>	C99-046 (0-6)~3/15/1999	C99-046-Deep~3/15/1999	C99-046-Middle~3/15/1999	C99-047 (0-6)~3/15/1999	C99-047-Deep~3/15/1999	C99-047-Middle~3/15/1999	C99-048 (0-6)~3/15/1999
<i>Sample Depth:</i>	0-6 inch BGS			0-6 inch BGS			0-6 inch BGS
<i>Sample Date:</i>	3/15/1999	3/15/1999	3/15/1999	3/15/1999	3/15/1999	3/15/1999	3/15/1999
<i>Sample Matrix</i>	CC	Unknown	Unknown	CC	Unknown	Unknown	CC
<i>Parameters</i>	<i>Units</i>						
<i>PCBs</i>							
Total PCBs	mg/kg	U	U	U	1.5	U	U

Notes:

U - Not present at or above the associated value

TABLE 2.1

HISTORICAL CONCRETE SAMPLE RESULTS
SAGINAW MALLEABLE IRON PLANT, SAGINAW, MICHIGAN

<i>Sample Location:</i>	C99-048	C99-048	C99-049	C99-049	C99-049	C99-050	C99-050
<i>Sample ID:</i>	C99-048-Deep~3/15/1999	C99-048-Middle~3/15/1999	C99-049 (0-6)~3/15/1999	C99-049-Deep~3/15/1999	C99-049-Middle~3/15/1999	C99-050 (0-6)~3/15/1999	C99-050-Deep~3/15/1999
<i>Sample Depth:</i>			0-6 inch BGS			0-6 inch BGS	
<i>Sample Date:</i>	3/15/1999	3/15/1999	3/15/1999	3/15/1999	3/15/1999	3/15/1999	3/15/1999
<i>Sample Matrix</i>	Unknown	Unknown	CC	Unknown	Unknown	CC	Unknown
<i>Parameters</i>	<i>Units</i>						
PCBs							
Total PCBs	mg/kg	U	U	0.75	U	U	U
<i>Sample Location:</i>	C99-050	C99-051	C99-051	C99-051	C99-052	C99-054	C99-055
<i>Sample ID:</i>	C99-050-Middle~3/15/1999	C99-051 (0-6)~3/15/1999	C99-051-Deep~3/15/1999	C99-051-Middle~3/15/1999	C99-052 (0-6)~3/16/1999	C99-054 (0-6)~3/16/1999	C99-055 (0-6)~3/16/1999
<i>Sample Depth:</i>		0-6 inch BGS			0-6 inch BGS	0-6 inch BGS	0-6 inch BGS
<i>Sample Date:</i>	3/15/1999	3/15/1999	3/15/1999	3/15/1999	3/16/1999	3/16/1999	3/16/1999
<i>Sample Matrix</i>	Unknown	CC	Unknown	Unknown	CC	CC	CC
<i>Parameters</i>	<i>Units</i>						
PCBs							
Total PCBs	mg/kg	U	2	U	U	1.8	3
<i>Sample Location:</i>	C99-056	C99-057	C99-062	C99-062	C99-062	C99-094	C99-094
<i>Sample ID:</i>	C99-056 (0-6)~3/16/1999	C99-057 (0-6)~3/16/1999	C99-062 (0-6)~3/30/1999	C99-062-Deep~3/30/1999	C99-062-Middle~3/30/1999	C99-094 (0-6)~6/8/1999	C99-094-Deep~6/8/1999
<i>Sample Depth:</i>	0-6 inch BGS	0-6 inch BGS	0-6 inch BGS			0-6 inch BGS	
<i>Sample Date:</i>	3/16/1999	3/16/1999	3/30/1999	3/30/1999	3/30/1999	6/8/1999	6/8/1999
<i>Sample Matrix</i>	CC	CC	CC	Unknown	Unknown	CC	Unknown
<i>Parameters</i>	<i>Units</i>						
PCBs							
Total PCBs	mg/kg	5	2	U	U	U	U
<i>Sample Location:</i>	C99-094	C99-095	C99-095	C99-095	C99-096	C99-096	C99-096
<i>Sample ID:</i>	C99-094-Middle~6/8/1999	C99-095 (0-6)~6/8/1999	C99-095-Deep~6/8/1999	C99-095-Middle~6/8/1999	C99-096 (0-6)~6/8/1999	C99-096-Deep~6/8/1999	C99-096-Middle~6/8/1999
<i>Sample Depth:</i>		0-6 inch BGS			0-6 inch BGS		
<i>Sample Date:</i>	6/8/1999	6/8/1999	6/8/1999	6/8/1999	6/8/1999	6/8/1999	6/8/1999
<i>Sample Matrix</i>	Unknown	CC	Unknown	Unknown	CC	Unknown	Unknown
<i>Parameters</i>	<i>Units</i>						
PCBs							
Total PCBs	mg/kg	U	U	U	U	U	U

Notes:

U - Not present at or above the associated value

TABLE 2.1

HISTORICAL CONCRETE SAMPLE RESULTS
SAGINAW MALLEABLE IRON PLANT, SAGINAW, MICHIGAN

<i>Sample Location:</i>	C99-097	C99-097	C99-097	C99-099	C99-100	C99-101	C99-102
<i>Sample ID:</i>	C99-097 (0-6)~6/8/1999	C99-097-Deep~6/8/1999	C99-097-Middle~6/8/1999	C99-099 (0-6)~6/8/1999	C99-100 (0-6)~6/8/1999	C99-101 (0-6)~6/8/1999	C99-102 (0-6)~6/8/1999
<i>Sample Depth:</i>	0-6 inch BGS			0-6 inch BGS	0-6 inch BGS	0-6 inch BGS	0-6 inch BGS
<i>Sample Date:</i>	6/8/1999	6/8/1999	6/8/1999	6/8/1999	6/8/1999	6/8/1999	6/8/1999
<i>Sample Matrix</i>	CC	Unknown	Unknown	CC	CC	CC	CC
<i>Parameters</i>	<i>Units</i>						
<i>PCBs</i>							
Total PCBs	mg/kg	U	U	U	0.4	U	U
<i>Sample Location:</i>	C99-103	C99-104	C99-105	C99-106	C99-107	C99-108	C99-109
<i>Sample ID:</i>	C99-103 (0-6)~6/8/1999	C99-104 (0-6)~6/8/1999	C99-105 (0-6)~6/8/1999	C99-106 (0-6)~6/8/1999	C99-107 (0-6)~6/8/1999	C99-108 (0-6)~6/8/1999	C99-109 (0-6)~6/8/1999
<i>Sample Depth:</i>	0-6 inch BGS	0-6 inch BGS	0-6 inch BGS	0-6 inch BGS	0-6 inch BGS	0-6 inch BGS	0-6 inch BGS
<i>Sample Date:</i>	6/8/1999	6/8/1999	6/8/1999	6/8/1999	6/8/1999	6/8/1999	6/8/1999
<i>Sample Matrix</i>	CC	CC	CC	CC	CC	CC	CC
<i>Parameters</i>	<i>Units</i>						
<i>PCBs</i>							
Total PCBs	mg/kg	U	U	U	U	U	U
<i>Sample Location:</i>	C99-110	C99-111	C99-111	C99-111	C99-112	C99-112	C99-112
<i>Sample ID:</i>	C99-110 (0-6)~6/8/1999	C99-111 (0-6)~7/22/1999	C99-111-Deep~7/22/1999	C99-111-Middle~7/22/1999	C99-112 (0-6)~7/22/1999	C99-112-Deep~7/22/1999	C99-112-Middle~7/22/1999
<i>Sample Depth:</i>	0-6 inch BGS	0-6 inch BGS			0-6 inch BGS		
<i>Sample Date:</i>	6/8/1999	7/22/1999	7/22/1999	7/22/1999	7/22/1999	7/22/1999	7/22/1999
<i>Sample Matrix</i>	CC	CC	Unknown	Unknown	CC	Unknown	Unknown
<i>Parameters</i>	<i>Units</i>						
<i>PCBs</i>							
Total PCBs	mg/kg	U	U	U	U	U	U
<i>Sample Location:</i>	C99-116	C99-116	C99-116	C99-117	C99-117	C99-117	C99-118
<i>Sample ID:</i>	C99-116 (0-6)~7/29/1999	C99-116-Deep~7/29/1999	C99-116-Middle~7/29/1999	C99-117 (0-6)~7/29/1999	C99-117-Deep~7/29/1999	C99-117-Middle~7/29/1999	C99-118 (0-6)~8/9/1999
<i>Sample Depth:</i>	0-6 inch BGS			0-6 inch BGS			0-6 inch BGS
<i>Sample Date:</i>	7/29/1999	7/29/1999	7/29/1999	7/29/1999	7/29/1999	7/29/1999	8/9/1999
<i>Sample Matrix</i>	CC	Unknown	Unknown	CC	Unknown	Unknown	CC
<i>Parameters</i>	<i>Units</i>						
<i>PCBs</i>							
Total PCBs	mg/kg	U	U	U	0.34	U	U

Notes:

U - Not present at or above the associated value

TABLE 2.1

HISTORICAL CONCRETE SAMPLE RESULTS
SAGINAW MALLEABLE IRON PLANT, SAGINAW, MICHIGAN

<i>Sample Location:</i>	C99-118	C99-118	C99-119	C99-119	C99-119	C99-120	C99-120
<i>Sample ID:</i>	C99-118-Deep-8/9/1999	C99-118-Middle-8/9/1999	C99-119 (0-6)-8/9/1999	C99-119-Deep-8/9/1999	C99-119-Middle-8/9/1999	C99-120 (0-6)-8/31/1999	C99-120-Deep-8/31/1999
<i>Sample Depth:</i>			0-6 inch BGS			0-6 inch BGS	
<i>Sample Date:</i>	8/9/1999	8/9/1999	8/9/1999	8/9/1999	8/9/1999	8/31/1999	8/31/1999
<i>Sample Matrix</i>	Unknown	Unknown	CC	Unknown	Unknown	CC	Unknown
<i>Parameters</i>	<i>Units</i>						
<i>PCBs</i>							
Total PCBs	mg/kg	U	U	U	U	0.87	U
<i>Sample Location:</i>	C99-120	C99-121	C99-121	C99-121	C99-122	C99-122	C99-122
<i>Sample ID:</i>	C99-120-Middle-8/31/1999	C99-121 (0-6)-8/31/2000	C99-121-Deep-8/31/2000	C99-121-Middle-8/31/2000	C99-122 (0-6)-8/31/2000	C99-122-Deep-8/31/2000	C99-122-Middle-8/31/2000
<i>Sample Depth:</i>		0-6 inch BGS			0-6 inch BGS		
<i>Sample Date:</i>	8/31/1999	8/31/2000	8/31/2000	8/31/2000	8/31/2000	8/31/2000	8/31/2000
<i>Sample Matrix</i>	Unknown	CC	Unknown	Unknown	CC	Unknown	Unknown
<i>Parameters</i>	<i>Units</i>						
<i>PCBs</i>							
Total PCBs	mg/kg	0.36	0.38	U	U	U	U
<i>Sample Location:</i>	C99-123	C99-124	C99-125	C99-126	C99-127	C99-128	C99-129
<i>Sample ID:</i>	C99-123 (0-6)-10/1/1999	C99-124 (0-6)-10/1/1999	C99-125 (0-6)-10/1/1999	C99-126 (0-6)-10/1/1999	C99-127 (0-6)-10/1/1999	C99-128 (0-6)-10/1/1999	C99-129 (0-6)-10/1/1999
<i>Sample Depth:</i>	0-6 inch BGS	0-6 inch BGS	0-6 inch BGS	0-6 inch BGS	0-6 inch BGS	0-6 inch BGS	0-6 inch BGS
<i>Sample Date:</i>	10/1/1999	10/1/1999	10/1/1999	10/1/1999	10/1/1999	10/1/1999	10/1/1999
<i>Sample Matrix</i>	CC	CC	CC	CC	CC	CC	CC
<i>Parameters</i>	<i>Units</i>						
<i>PCBs</i>							
Total PCBs	mg/kg	U	U	U	U	U	U
<i>Sample Location:</i>	C99-130	C99-131	C99-132	C99-133	C99-134	C99-135	C99-136
<i>Sample ID:</i>	C99-130 (0-6)-10/1/1999	C99-131 (0-6)-10/1/1999	C99-132 (0-6)-10/1/1999	C99-133 (0-6)-10/1/1999	C99-134 (0-6)-10/1/1999	C99-135 (0-6)-10/1/1999	C99-136 (0-6)-10/1/1999
<i>Sample Depth:</i>	0-6 inch BGS	0-6 inch BGS	0-6 inch BGS	0-6 inch BGS	0-6 inch BGS	0-6 inch BGS	0-6 inch BGS
<i>Sample Date:</i>	10/1/1999	10/1/1999	10/1/1999	10/1/1999	10/1/1999	10/1/1999	10/1/1999
<i>Sample Matrix</i>	CC	CC	CC	CC	CC	CC	CC
<i>Parameters</i>	<i>Units</i>						
<i>PCBs</i>							
Total PCBs	mg/kg	U	U	U	U	U	U

Notes:

U - Not present at or above the associated value

TABLE 2.1

HISTORICAL CONCRETE SAMPLE RESULTS
SAGINAW MALLEABLE IRON PLANT, SAGINAW, MICHIGAN

<i>Sample Location:</i>	C99-137	C99-137	C99-137	C99-138	C99-138	C99-138	C99-141
<i>Sample ID:</i>	C99-137 (0-6)~10/7/1999	C99-137-Deep~10/7/1999	C99-137-Middle~10/7/1999	C99-138 (0-6)~10/20/1999	C99-138-Deep~10/20/1999	C99-138-Middle~10/20/1999	C99-141 (0-6)~10/20/1999
<i>Sample Depth:</i>	0-6 inch BGS			0-6 inch BGS			0-6 inch BGS
<i>Sample Date:</i>	10/7/1999	10/7/1999	10/7/1999	10/20/1999	10/20/1999	10/20/1999	10/20/1999
<i>Sample Matrix</i>	CC	Unknown	Unknown	CC	Unknown	Unknown	CC
<i>Parameters</i>	<i>Units</i>						
<i>PCBs</i>							
Total PCBs	mg/kg	U	U	U	U	U	U
<i>Sample Location:</i>	C99-141	C99-141	C99-142	C99-142	C99-142	C99-143	C99-144
<i>Sample ID:</i>	C99-141-Deep~10/20/1999	C99-141-Middle~10/20/1999	C99-142 (0-6)~11/7/1999	C99-142-Deep~11/7/1999	C99-142-Middle~11/7/1999	C99-143 (0-6)~12/1/1999	C99-144 (0-6)~12/7/1999
<i>Sample Depth:</i>			0-6 inch BGS			0-6 inch BGS	0-6 inch BGS
<i>Sample Date:</i>	10/20/1999	10/20/1999	11/7/1999	11/7/1999	11/7/1999	12/1/1999	12/7/1999
<i>Sample Matrix</i>	Unknown	Unknown	CC	Unknown	Unknown	CC	CC
<i>Parameters</i>	<i>Units</i>						
<i>PCBs</i>							
Total PCBs	mg/kg	U	U	U	U	0.36	U
<i>Sample Location:</i>	C99-144	C99-144	C99-145	C99-145	C99-145	C99-146	C99-146
<i>Sample ID:</i>	C99-144-Deep~12/7/1999	C99-144-Middle~12/7/1999	C99-145 (0-6)~11/22/1999	C99-145-Deep~11/22/1999	C99-145-Middle~11/22/1999	C99-146 (0-6)~12/7/1999	C99-146-Deep~12/7/1999
<i>Sample Depth:</i>			0-6 inch BGS			0-6 inch BGS	
<i>Sample Date:</i>	12/7/1999	12/7/1999	11/22/1999	11/22/1999	11/22/1999	12/7/1999	12/7/1999
<i>Sample Matrix</i>	Unknown	Unknown	CC	Unknown	Unknown	CC	Unknown
<i>Parameters</i>	<i>Units</i>						
<i>PCBs</i>							
Total PCBs	mg/kg	U	U	U	U	1.3	U
<i>Sample Location:</i>	C99-146	C99-147	C99-147	C99-147	C99-148	C99-148	C99-148
<i>Sample ID:</i>	C99-146-Middle~12/7/1999	C99-147 (0-6)~12/9/1999	C99-147-Deep~12/9/1999	C99-147-Middle~12/9/1999	C99-148 (0-6)~12/9/1999	C99-148-Deep~12/9/1999	C99-148-Middle~12/9/1999
<i>Sample Depth:</i>		0-6 inch BGS			0-6 inch BGS		
<i>Sample Date:</i>	12/7/1999	12/9/1999	12/9/1999	12/9/1999	12/9/1999	12/9/1999	12/9/1999
<i>Sample Matrix</i>	Unknown	CC	Unknown	Unknown	CC	Unknown	Unknown
<i>Parameters</i>	<i>Units</i>						
<i>PCBs</i>							
Total PCBs	mg/kg	U	U	U	U	U	U

Notes:

U - Not present at or above the associated value

TABLE 2.2

RECENT CONCRETE SAMPLE RESULTS
SAGINAW MALLEABLE IRON PLANT, SAGINAW, MICHIGAN

<i>Sample Location:</i>	CBF-CMG-FD-169	CBF-CMG-FD-172	CBF-CMG-FD-174	CBF-CMG-KA-065	CBF-CMG-KA-068	
<i>Sample ID:</i>	CBF-CMG-FD-169-6/21/2007	CBF-CMG-FD-172-6/21/2007	CBF-CMG-FD-174-6/21/2007	CBF-CMG-KA-065-6/15/2007	CBF-CMG-KA-068-6/15/2007	
<i>Sample Depth:</i>	0-0.5 inch BGS	0-0.5 inch BGS	0-0.5 inch BGS	0-0.5 inch BGS	0-0.5 inch BGS	
<i>Sample Date:</i>	6/21/2007	6/21/2007	6/21/2007	6/15/2007	6/15/2007	
<i>Parameters</i>	<i>Units</i>					
<i>PCBs</i>						
Total PCBs	mg/kg	2.5	0.7	0.6	2	1.5
<i>Sample Location:</i>	CBF-CMG-KA-086	CBF-CMG-KA-087	CBF-CMG-KA-089	CBF-CMG-KA-092	CBF-CMG-KA-096	
<i>Sample ID:</i>	CBF-CMG-KA-086-6/18/2007	CBF-CMG-KA-087-6/18/2007	CBF-CMG-KA-089-6/18/2007	CBF-CMG-KA-092-6/18/2007	CBF-CMG-KA-096-6/18/2007	
<i>Sample Depth:</i>	0-0.5 inch BGS	0-0.5 inch BGS	0-0.5 inch BGS	0-0.5 inch BGS	0-0.5 inch BGS	
<i>Sample Date:</i>	6/18/2007	6/18/2007	6/18/2007	6/18/2007	6/18/2007	
<i>Parameters</i>	<i>Units</i>					
<i>PCBs</i>						
Total PCBs	mg/kg	4.5	6	1.8	2	0.4
<i>Sample Location:</i>	CBF-CMG-KA-105	FLR-BBB-01-099	FLR-BBC-01-098	FLR-CMG-01-038	FLR-CMG-01-039	
<i>Sample ID:</i>	CBF-CMG-KA-105-6/18/2007	FLR-BBB-01-099-01/09/2007	FLR-BBC-01-098-01/09/2007	FLR-CMG-01-038-01/04/2007	FLR-CMG-01-039-01/04/2007	
<i>Sample Depth:</i>	0-0.5 inch BGS	1-2 inch BGS	1-2 inch BGS	1-2 inch BGS	1-2 inch BGS	
<i>Sample Date:</i>	6/18/2007	1/9/2007	1/9/2007	1/4/2007	1/4/2007	
<i>Parameters</i>	<i>Units</i>					
<i>PCBs</i>						
Total PCBs	mg/kg	20	1.0 U	1.0 U	7.2	14
<i>Sample Location:</i>	FLR-CMG-01-042	FLR-CMG-01-043	FLR-CMG-01-057	FLR-CMG-01-058	FLR-CMG-01-059	
<i>Sample ID:</i>	FLR-CMG-01-042-01/04/2007	FLR-CMG-01-043-01/04/2007	FLR-CMG-01-057-01/04/2007	FLR-CMG-01-058-01/04/2007	FLR-CMG-01-059-01/04/2007	
<i>Sample Depth:</i>	1-2 inch BGS	1-2 inch BGS	1-2 inch BGS	1-2 inch BGS	1-2 inch BGS	
<i>Sample Date:</i>	1/4/2007	1/4/2007	1/4/2007	1/4/2007	1/4/2007	
<i>Parameters</i>	<i>Units</i>					
<i>PCBs</i>						
Total PCBs	mg/kg	2.5	12	0.33 U	0.33 U	1.2

Notes:

U - Not present at or above the associated value

TABLE 2.2

RECENT CONCRETE SAMPLE RESULTS
SAGINAW MALLEABLE IRON PLANT, SAGINAW, MICHIGAN

<i>Sample Location:</i>	CBF-CMG-KA-082	FLR-CMG-01-061	FLR-CMG-01-084	FLR-CMG-01-084	FLR-CMG-01-108	
<i>Sample ID:</i>	CBF-CMG-KA-082~6/18/2007	FLR-CMG-01-061-01/04/2007	FLR-CMG-01-084-01/09/2007	FLR-CMG-01-084-01/09/2007	FLR-CMG-01-108-01/09/2007	
<i>Sample Depth:</i>	0-0.5 inch BGS	1-2 inch BGS	1-2 inch BGS	1-2 inch BGS	1-2 inch BGS	
<i>Sample Date:</i>	6/18/2007	1/4/2007	1/9/2007	1/9/2007	1/9/2007	
<i>Parameters</i>	<i>Units</i>					
PCBs						
Total PCBs	mg/kg	5	0.4	6.4	6.4	2
<i>Sample Location:</i>	CBF-CMG-KA-103	FLR-CMG-FD-170	FLR-CMG-FD-171	FLR-CMG-FD-173	FLR-CMG-FD-175	
<i>Sample ID:</i>	CBF-CMG-KA-103~6/18/2007	FLR-CMG-FD-170~6/21/2007	FLR-CMG-FD-171~6/21/2007	FLR-CMG-FD-173~6/21/2007	FLR-CMG-FD-175~6/21/2007	
<i>Sample Depth:</i>	0-0.5 inch BGS	0-0.5 inch BGS	0-0.5 inch BGS	0-0.5 inch BGS	0-0.5 inch BGS	
<i>Sample Date:</i>	6/18/2007	6/21/2007	6/21/2007	6/21/2007	6/21/2007	
<i>Parameters</i>	<i>Units</i>					
PCBs						
Total PCBs	mg/kg	10	0.33 U	1.5	2	0.5
<i>Sample Location:</i>	FLR-CMG-01-041	FLR-CMG-FD-178	FLR-CMG-FD-179	FLR-CMG-FD-180	FLR-CMG-FD-181	
<i>Sample ID:</i>	FLR-CMG-01-041~01/04/2007	FLR-CMG-FD-178~6/21/2007	FLR-CMG-FD-179~6/21/2007	FLR-CMG-FD-180~6/21/2007	FLR-CMG-FD-181~6/21/2007	
<i>Sample Depth:</i>	1-2 inch BGS	0-0.5 inch BGS	0-0.5 inch BGS	0-0.5 inch BGS	0-0.5 inch BGS	
<i>Sample Date:</i>	1/4/2007	6/21/2007	6/21/2007	6/21/2007	6/21/2007	
<i>Parameters</i>	<i>Units</i>					
PCBs						
Total PCBs	mg/kg	7	0.6	2	0.3	0.5
<i>Sample Location:</i>	FLR-CMG-01-060	FLR-CMG-FD-184	FLR-CMG-FD-185	FLR-CMG-FD-186	FLR-CMG-FD-187	
<i>Sample ID:</i>	FLR-CMG-01-060-01/04/2007	FLR-CMG-FD-184~6/21/2007	FLR-CMG-FD-185~6/21/2007	FLR-CMG-FD-186~6/21/2007	FLR-CMG-FD-187~6/21/2007	
<i>Sample Depth:</i>	1-2 inch BGS	0-0.5 inch BGS	0-0.5 inch BGS	0-0.5 inch BGS	0-0.5 inch BGS	
<i>Sample Date:</i>	1/4/2007	6/21/2007	6/21/2007	6/21/2007	6/21/2007	
<i>Parameters</i>	<i>Units</i>					
PCBs						
Total PCBs	mg/kg	0.33 U	0.33 U	0.33 U	0.4	0.33 U

Notes:

U - Not present at or above the associated value

TABLE 2.2

RECENT CONCRETE SAMPLE RESULTS
SAGINAW MALLEABLE IRON PLANT, SAGINAW, MICHIGAN

<i>Sample Location:</i>	FLR-CMG-FD-167	FLR-CMG-FD-168	FLR-CMG-FS-113	FLR-CMG-FS-114	FLR-CMG-FS-115	
<i>Sample ID:</i>	FLR-CMG-FD-167~6/21/2007	FLR-CMG-FD-168~6/21/2007	FLR-CMG-FS-113~6/18/2007	FLR-CMG-FS-114~6/18/2007	FLR-CMG-FS-115~6/18/2007	
<i>Sample Depth:</i>	0-0.5 inch BGS	0-0.5 inch BGS	0-0.5 inch BGS	0-0.5 inch BGS	0-0.5 inch BGS	
<i>Sample Date:</i>	6/21/2007	6/21/2007	6/18/2007	6/18/2007	6/18/2007	
<i>Parameters</i>	<i>Units</i>					
<i>PCBs</i>						
Total PCBs	mg/kg	3	0.77	7.5	3	6
<i>Sample Location:</i>	FLR-CMG-FD-176	FLR-CMG-FD-177	FLR-CMG-KA-062	FLR-CMG-KA-063	FLR-CMG-KA-064	
<i>Sample ID:</i>	FLR-CMG-FD-176~6/21/2007	FLR-CMG-FD-177~6/21/2007	FLR-CMG-KA-062~6/15/2007	FLR-CMG-KA-063~6/15/2007	FLR-CMG-KA-064~6/15/2007	
<i>Sample Depth:</i>	0-0.5 inch BGS	0-0.5 inch BGS	0-0.5 inch BGS	0-0.5 inch BGS	0-0.5 inch BGS	
<i>Sample Date:</i>	6/21/2007	6/21/2007	6/15/2007	6/15/2007	6/15/2007	
<i>Parameters</i>	<i>Units</i>					
<i>PCBs</i>						
Total PCBs	mg/kg	1.4	0.33 U	2	1	0.9
<i>Sample Location:</i>	FLR-CMG-FD-182	FLR-CMG-FD-183	FLR-CMG-KA-070	FLR-CMG-KA-071	FLR-CMG-KA-072	
<i>Sample ID:</i>	FLR-CMG-FD-182~6/21/2007	FLR-CMG-FD-183~6/21/2007	FLR-CMG-KA-070~6/15/2007	FLR-CMG-KA-071~6/15/2007	FLR-CMG-KA-072~6/15/2007	
<i>Sample Depth:</i>	0-0.5 inch BGS	0-0.5 inch BGS	0-0.5 inch BGS	0-0.5 inch BGS	0-0.5 inch BGS	
<i>Sample Date:</i>	6/21/2007	6/21/2007	6/15/2007	6/15/2007	6/15/2007	
<i>Parameters</i>	<i>Units</i>					
<i>PCBs</i>						
Total PCBs	mg/kg	0.33 U	0.33 U	5	2.5	1.2
<i>Sample Location:</i>	FLR-CMG-FD-188	FLR-CMG-FS-112	FLR-CMG-KA-077	FLR-CMG-KA-080	FLR-CMG-KA-081	
<i>Sample ID:</i>	FLR-CMG-FD-188~6/21/2007	FLR-CMG-FS-112~6/18/2007	FLR-CMG-KA-077~6/15/2007	FLR-CMG-KA-080~6/18/2007	FLR-CMG-KA-081~6/18/2007	
<i>Sample Depth:</i>	0-0.5 inch BGS	0-0.5 inch BGS	0-0.5 inch BGS	0-0.5 inch BGS	0-0.5 inch BGS	
<i>Sample Date:</i>	6/21/2007	6/18/2007	6/15/2007	6/18/2007	6/18/2007	
<i>Parameters</i>	<i>Units</i>					
<i>PCBs</i>						
Total PCBs	mg/kg	0.7	10	0.33 U	2	4.5

Notes:

U - Not present at or above the associated value

TABLE 2.2

RECENT CONCRETE SAMPLE RESULTS
SAGINAW MALLEABLE IRON PLANT, SAGINAW, MICHIGAN

<i>Sample Location:</i>	FLR-CMG-KA-059	FLR-CMG-KA-060	FLR-CMG-KA-061	FLR-CMG-KA-088	FLR-CMG-KA-090	
<i>Sample ID:</i>	FLR-CMG-KA-059~6/15/2007	FLR-CMG-KA-060~6/15/2007	FLR-CMG-KA-061~6/15/2007	FLR-CMG-KA-088~6/18/2007	FLR-CMG-KA-090~6/18/2007	
<i>Sample Depth:</i>	0-0.5 inch BGS	0-0.5 inch BGS	0-0.5 inch BGS	0-0.5 inch BGS	0-0.5 inch BGS	
<i>Sample Date:</i>	6/15/2007	6/15/2007	6/15/2007	6/18/2007	6/18/2007	
<i>Parameters</i>	<i>Units</i>					
<i>PCBs</i>						
Total PCBs	mg/kg	2	1500	5	1.8	3
<i>Sample Location:</i>	FLR-CMG-KA-066	FLR-CMG-KA-067	FLR-CMG-KA-069	FLR-CMG-KA-097	FLR-CMG-KA-098	
<i>Sample ID:</i>	FLR-CMG-KA-066~6/15/2007	FLR-CMG-KA-067~6/15/2007	FLR-CMG-KA-069~6/15/2007	FLR-CMG-KA-097~6/18/2007	FLR-CMG-KA-098~6/18/2007	
<i>Sample Depth:</i>	0-0.5 inch BGS	0-0.5 inch BGS	0-0.5 inch BGS	0-0.5 inch BGS	0-0.5 inch BGS	
<i>Sample Date:</i>	6/15/2007	6/15/2007	6/15/2007	6/18/2007	6/18/2007	
<i>Parameters</i>	<i>Units</i>					
<i>PCBs</i>						
Total PCBs	mg/kg	1	3	3	0.33 U	0.33 U
<i>Sample Location:</i>	FLR-CMG-KA-073	FLR-CMG-KA-075	FLR-CMG-KA-076	FLR-CMG-KA-104	FLR-CMG-KA-106	
<i>Sample ID:</i>	FLR-CMG-KA-073~6/15/2007	FLR-CMG-KA-075~6/15/2007	FLR-CMG-KA-076~6/15/2007	FLR-CMG-KA-104~6/18/2007	FLR-CMG-KA-106~6/18/2007	
<i>Sample Depth:</i>	0-0.5 inch BGS	0-0.5 inch BGS	0-0.5 inch BGS	0-0.5 inch BGS	0-0.5 inch BGS	
<i>Sample Date:</i>	6/15/2007	6/15/2007	6/15/2007	6/18/2007	6/18/2007	
<i>Parameters</i>	<i>Units</i>					
<i>PCBs</i>						
Total PCBs	mg/kg	1.5	0.33 U	1	2	6
<i>Sample Location:</i>	FLR-CMG-KA-083	FLR-CMG-KA-084	FLR-CMG-KA-085	FLR-EAD-01-085	FLR-EQ-01-052	
<i>Sample ID:</i>	FLR-CMG-KA-083~6/18/2007	FLR-CMG-KA-084~6/18/2007	FLR-CMG-KA-085~6/18/2007	FLR-EAD-01-085-01/09/2007	FLR-EQ-01-052-01/04/2007	
<i>Sample Depth:</i>	0-0.5 inch BGS	0-0.5 inch BGS	0-0.5 inch BGS	1-2 inch BGS	1-2 inch BGS	
<i>Sample Date:</i>	6/18/2007	6/18/2007	6/18/2007	1/9/2007	1/4/2007	
<i>Parameters</i>	<i>Units</i>					
<i>PCBs</i>						
Total PCBs	mg/kg	5	0.8	1	1.0 U	0.33 U

Notes:

U - Not present at or above the associated value

TABLE 2.2

RECENT CONCRETE SAMPLE RESULTS
SAGINAW MALLEABLE IRON PLANT, SAGINAW, MICHIGAN

<i>Sample Location:</i>	FLR-CMG-KA-091	FLR-CMG-KA-093	FLR-CMG-KA-094	FLR-CMG-KA-095	FLR-MFG-01-054	
<i>Sample ID:</i>	FLR-CMG-KA-091~6/18/2007	FLR-CMG-KA-093~6/18/2007	FLR-CMG-KA-094~6/18/2007	FLR-CMG-KA-095~6/18/2007	FLR-MFG-01-054-01/04/2007	
<i>Sample Depth:</i>	0-0.5 inch BGS	0-0.5 inch BGS	0-0.5 inch BGS	0-0.5 inch BGS	1-2 inch BGS	
<i>Sample Date:</i>	6/18/2007	6/18/2007	6/18/2007	6/18/2007	1/4/2007	
Parameters	Units					
PCBs						
Total PCBs	mg/kg	1.3	0.33	1	0.33 U	1.0 U
<i>Sample Location:</i>	FLR-CMG-KA-099	FLR-CMG-KA-100	FLR-CMG-KA-101	FLR-CMG-KA-102	FLR-MFG-01-103	
<i>Sample ID:</i>	FLR-CMG-KA-099~6/18/2007	FLR-CMG-KA-100~6/18/2007	FLR-CMG-KA-101~6/18/2007	FLR-CMG-KA-102~6/18/2007	FLR-MFG-01-103-01/09/2007	
<i>Sample Depth:</i>	0-0.5 inch BGS	0-0.5 inch BGS	0-0.5 inch BGS	0-0.5 inch BGS	1-2 inch BGS	
<i>Sample Date:</i>	6/18/2007	6/18/2007	6/18/2007	6/18/2007	1/9/2007	
Parameters	Units					
PCBs						
Total PCBs	mg/kg	0.33 U	2	1.5	25	1.0 U
<i>Sample Location:</i>	FLR-CMG-KA-107	FLR-CMG-KA-110	FLR-EAD-01-062	FLR-EAD-01-063	FLR-MFG-ER-162	
<i>Sample ID:</i>	FLR-CMG-KA-107~6/18/2007	FLR-CMG-KA-110~6/18/2007	FLR-EAD-01-062~01/04/2007	FLR-EAD-01-063-01/04/2007	FLR-MFG-ER-162~6/20/2007	
<i>Sample Depth:</i>	0-0.5 inch BGS	0-0.5 inch BGS	1-2 inch BGS	1-2 inch BGS	0-0.5 inch BGS	
<i>Sample Date:</i>	6/18/2007	6/18/2007	1/4/2007	1/4/2007	6/20/2007	
Parameters	Units					
PCBs						
Total PCBs	mg/kg	6	1.8	2.5	0.33 U	0.33 U
<i>Sample Location:</i>	FLR-MFG-01-044	FLR-MFG-01-045	FLR-MFG-01-046	FLR-MFG-01-053	FLR-MFG-MA-199	
<i>Sample ID:</i>	FLR-MFG-01-044-01/04/2007	FLR-MFG-01-045-01/04/2007	FLR-MFG-01-046-01/04/2007	FLR-MFG-01-053-01/04/2007	FLR-MFG-MA-199~6/21/2007	
<i>Sample Depth:</i>	1-2 inch BGS	1-2 inch BGS	1-2 inch BGS	1-2 inch BGS	0-0.5 inch BGS	
<i>Sample Date:</i>	1/4/2007	1/4/2007	1/4/2007	1/4/2007	6/21/2007	
Parameters	Units					
PCBs						
Total PCBs	mg/kg	0.8	0.35	0.33	0.33 U	0.5

Notes:

U - Not present at or above the associated value

TABLE 2.2

RECENT CONCRETE SAMPLE RESULTS
SAGINAW MALLEABLE IRON PLANT, SAGINAW, MICHIGAN

<i>Sample Location:</i>	FLR-MFG-01-055	FLR-MFG-01-056	FLR-MFG-01-064	FLR-MFG-01-086	FLR-MFG-01-089	
<i>Sample ID:</i>	FLR-MFG-01-055-01/04/2007	FLR-MFG-01-056-01/04/2007	FLR-MFG-01-064-01/04/2007	FLR-MFG-01-086-01/09/2007	FLR-MFG-01-089-01/09/2007	
<i>Sample Depth:</i>	1-2 inch BGS	1-2 inch BGS	1-2 inch BGS	1-2 inch BGS	1-2 inch BGS	
<i>Sample Date:</i>	1/4/2007	1/4/2007	1/4/2007	1/9/2007	1/9/2007	
<i>Parameters</i>	<i>Units</i>					
<i>PCBs</i>						
Total PCBs	mg/kg	0.33 U	0.33 U	0.33 U	1.0 U	18
<i>Sample Location:</i>	FLR-MFG-01-104	FLR-MFG-BS-184	FLR-MFG-BS-185	FLR-MFG-ER-160	FLR-MFG-ER-161	
<i>Sample ID:</i>	FLR-MFG-01-104-01/09/2007	FLR-MFG-BS-184-01/17/1007	FLR-MFG-BS-185-01/17/2007	FLR-MFG-ER-160-6/20/2007	FLR-MFG-ER-161-6/20/2007	
<i>Sample Depth:</i>	1-2 inch BGS	1-2 inch BGS	1-2 inch BGS	0-0.5 inch BGS	0-0.5 inch BGS	
<i>Sample Date:</i>	1/9/2007	1/17/2007	1/17/2007	6/20/2007	6/20/2007	
<i>Parameters</i>	<i>Units</i>					
<i>PCBs</i>						
Total PCBs	mg/kg	1.0 U	1.4	0.5	0.33 U	0.33 U
<i>Sample Location:</i>	FLR-MFG-ER-163	FLR-MFG-ER-166	FLR-MFG-MA-196	FLR-MFG-MA-197	FLR-MFG-MA-198	
<i>Sample ID:</i>	FLR-MFG-ER-163-6/20/2007	FLR-MFG-ER-166-6/20/2007	FLR-MFG-MA-196-6/21/2007	FLR-MFG-MA-197-6/21/2007	FLR-MFG-MA-198-6/21/2007	
<i>Sample Depth:</i>	0-0.5 inch BGS	0-0.5 inch BGS	0-0.5 inch BGS	0-0.5 inch BGS	0-0.5 inch BGS	
<i>Sample Date:</i>	6/20/2007	6/20/2007	6/21/2007	6/21/2007	6/21/2007	
<i>Parameters</i>	<i>Units</i>					
<i>PCBs</i>						
Total PCBs	mg/kg	0.33 U	0.33 U	1	0.6	0.5
<i>Sample Location:</i>	FLR-MFG-MA-200	FLR-MFG-MA-203	FLR-MFG-MA-204	FLR-MFG-SL-047	FLR-MFG-SL-048	
<i>Sample ID:</i>	FLR-MFG-MA-200-6/21/2007	FLR-MFG-MA-203-6/21/2007	FLR-MFG-MA-204-6/21/2007	FLR-MFG-SL-047-6/14/2007	FLR-MFG-SL-048-6/14/2007	
<i>Sample Depth:</i>	0-0.5 inch BGS	0-0.5 inch BGS	0-0.5 inch BGS	0-0.5 inch BGS	0-0.5 inch BGS	
<i>Sample Date:</i>	6/21/2007	6/21/2007	6/21/2007	6/14/2007	6/14/2007	
<i>Parameters</i>	<i>Units</i>					
<i>PCBs</i>						
Total PCBs	mg/kg	0.33 U	0.8	0.33 U	0.33 U	0.33 U

Notes:

U - Not present at or above the associated value

TABLE 2.2

RECENT CONCRETE SAMPLE RESULTS
SAGINAW MALLEABLE IRON PLANT, SAGINAW, MICHIGAN

<i>Sample Location:</i>	FLR-MFG-SL-051	FLR-MFG-SL-055	FLR-MFG-SL-057	FLR-MNT-01-094	FLR-MNT-01-095	
<i>Sample ID:</i>	FLR-MFG-SL-051~6/14/2007	FLR-MFG-SL-055~6/14/2007	FLR-MFG-SL-057~6/14/2007	FLR-MNT-01-094-01/09/2007	FLR-MNT-01-095-01/09/2007	
<i>Sample Depth:</i>	0-0.5 inch BGS	0-0.5 inch BGS	0-0.5 inch BGS	1-2 inch BGS	1-2 inch BGS	
<i>Sample Date:</i>	6/14/2007	6/14/2007	6/14/2007	1/9/2007	1/9/2007	
<i>Parameters</i>	<i>Units</i>					
<i>PCBs</i>						
Total PCBs	mg/kg	0.3	0.5	0.6	1.0 U	4
<i>Sample Location:</i>	FLR-SMG-01-040	FLR-SRB-01-050	FLR-SRB-01-051	FLR-SRB-BS-197	FLR-YAR-01-194	
<i>Sample ID:</i>	FLR-SMG-01-040-01/04/2007	FLR-SRB-01-050-01/04/2007	FLR-SRB-01-051-01/04/2007	FLR-SRB-BS-197-01/17/2007	FLR-YAR-01-194-01/17/2007	
<i>Sample Depth:</i>	1-2 inch BGS	1-2 inch BGS	1-2 inch BGS	1-2 inch BGS	1-2 inch BGS	
<i>Sample Date:</i>	1/4/2007	1/4/2007	1/4/2007	1/17/2007	1/17/2007	
<i>Parameters</i>	<i>Units</i>					
<i>PCBs</i>						
Total PCBs	mg/kg	0.84	0.33 U	0.33 U	0.3	1.0 U
<i>Sample Location:</i>	FLR-YAR-SP-190	FLR-YAR-SP-191	FLR-YAR-SP-192	FLR-YAR-SP-193	PAD-YAR-01-092	
<i>Sample ID:</i>	FLR-YAR-SP-190~6/21/2007	FLR-YAR-SP-191~6/21/2007	FLR-YAR-SP-192~6/21/2007	FLR-YAR-SP-193~6/21/2007	PAD-YAR-01-092-01/09/2007	
<i>Sample Depth:</i>	0-0.5 inch BGS	0-0.5 inch BGS	0-0.5 inch BGS	0-0.5 inch BGS	1-2 inch BGS	
<i>Sample Date:</i>	6/21/2007	6/21/2007	6/21/2007	6/21/2007	1/9/2007	
<i>Parameters</i>	<i>Units</i>					
<i>PCBs</i>						
Total PCBs	mg/kg	2	0.33 U	0.5	0.33 U	1.0 U
<i>Sample Location:</i>	PAD-YAR-01-100	PAD-YAR-01-101	PAD-YAR-01-102	WAL-CMG-FS-116	WAL-CMG-FS-117	
<i>Sample ID:</i>	PAD-YAR-01-100-01/09/2007	PAD-YAR-01-101~01/09/2007	PAD-YAR-01-102-01/09/2007	WAL-CMG-FS-116~6/18/2007	WAL-CMG-FS-117~6/18/2007	
<i>Sample Depth:</i>	1-2 inch BGS	1-2 inch BGS	1-2 inch BGS	0-0.5 inch BGS	0-0.5 inch BGS	
<i>Sample Date:</i>	1/9/2007	1/9/2007	1/9/2007	6/18/2007	6/18/2007	
<i>Parameters</i>	<i>Units</i>					
<i>PCBs</i>						
Total PCBs	mg/kg	1.0 U	2	1.0 U	2.5	0.33 U

Notes:

U - Not present at or above the associated value

TABLE 2.2

RECENT CONCRETE SAMPLE RESULTS
SAGINAW MALLEABLE IRON PLANT, SAGINAW, MICHIGAN

<i>Sample Location:</i>	FLR-SMG-01-037	WAL-CMG-KA-078	WAL-CMG-KA-079	WAL-CMG-KA-108	WAL-CMG-KA-109	
<i>Sample ID:</i>	FLR-SMG-01-037-01/04/2007	WAL-CMG-KA-078-6/15/2007	WAL-CMG-KA-079-6/15/2007	WAL-CMG-KA-108-6/18/2007	WAL-CMG-KA-109-6/18/2007	
<i>Sample Depth:</i>	1-2 inch BGS	0-0.5 inch BGS	0-0.5 inch BGS	0-0.5 inch BGS	0-0.5 inch BGS	
<i>Sample Date:</i>	1/4/2007	6/15/2007	6/15/2007	6/18/2007	6/18/2007	
<i>Parameters</i>	<i>Units</i>					
PCBs						
Total PCBs	mg/kg	5	1	10	5.5	7.5
<i>Sample Location:</i>	FLR-YAR-SP-189	WAL-MFG-SL-049	WAL-MFG-SL-050	WAL-MFG-SL-052	WAL-MFG-SL-053	
<i>Sample ID:</i>	FLR-YAR-SP-189-6/21/2007	WAL-MFG-SL-049-6/14/2007	WAL-MFG-SL-050-6/14/2007	WAL-MFG-SL-052-6/14/2007	WAL-MFG-SL-053-6/14/2007	
<i>Sample Depth:</i>	0-0.5 inch BGS	0-0.5 inch BGS	0-0.5 inch BGS	0-0.5 inch BGS	0-0.5 inch BGS	
<i>Sample Date:</i>	6/21/2007	6/14/2007	6/14/2007	6/14/2007	6/14/2007	
<i>Parameters</i>	<i>Units</i>					
PCBs						
Total PCBs	mg/kg	0.4	0.8	1	0.9	3
<i>Sample Location:</i>	PAD-YAR-01-093	WAL-MFG-SL-056	C00-117A	C00-117B	C00-126A	
<i>Sample ID:</i>	PAD-YAR-01-093-01/09/2007	WAL-MFG-SL-056-6/14/2007	C-020408-SSH-025	C-020408-SSH-026	C-020408-SSH-001	
<i>Sample Depth:</i>	1-2 inch BGS	0-0.5 inch BGS	2/4/2008	2/4/2008	2/4/2008	
<i>Sample Date:</i>	1/9/2007	6/14/2007	0-0.5 inch BGS	0-0.5 inch BGS	0-0.5 inch BGS	
<i>Parameters</i>	<i>Units</i>					
PCBs						
Total PCBs	mg/kg	1.0 U	17	7.7	27	5.9
<i>Sample Location:</i>	WAL-CMG-KA-074	C00-126C	C01-002A	C01-002B	C01-003C	
<i>Sample ID:</i>	WAL-CMG-KA-074-6/15/2007	C-020408-SSH-003	C-020508-SSH-027	C-020508-SSH-028	C-020508-SSH-029	
<i>Sample Depth:</i>	0-0.5 inch BGS	2/4/2008	2/5/2008	2/5/2008	2/5/2008	
<i>Sample Date:</i>	6/15/2007	0-0.5 inch BGS	0-0.5 inch BGS	0-0.5 inch BGS	0-0.5 inch BGS	
<i>Parameters</i>	<i>Units</i>					
PCBs						
Total PCBs	mg/kg	3.5	7.15	20	45	127

Notes:

U - Not present at or above the associated value

TABLE 2.2

RECENT CONCRETE SAMPLE RESULTS
SAGINAW MALLEABLE IRON PLANT, SAGINAW, MICHIGAN

<i>Sample Location:</i>	WAL-CMG-KA-111	C03-008	C03-008	C03-008	C03-008A	
<i>Sample ID:</i>	WAL-CMG-KA-111-6/18/2007	C-020508-SSH-035	C-020508-SSH-036	C-020508-SSH-037	C-020508-SSH-030	
<i>Sample Depth:</i>	0-0.5 inch BGS	2/5/2008	2/5/2008	2/5/2008	2/5/2008	
<i>Sample Date:</i>	6/18/2007	0.5-1 inch BGS	1-6 inch BGS	6-9.5 inch BGS	0-0.5 inch BGS	
<i>Parameters</i>	<i>Units</i>					
PCBs						
Total PCBs	mg/kg	30	3.4	0.034 U	0.035 U	4.1
<i>Sample Location:</i>	WAL-MFG-SL-054	C03-008A	C03-008B	C03-008B	C03-008B	
<i>Sample ID:</i>	WAL-MFG-SL-054-6/14/2007	C-020508-SSH-033	C-020508-SSH-042	C-020508-SSH-043	C-020508-SSH-044	
<i>Sample Depth:</i>	0-0.5 inch BGS	2/5/2008	2/5/2008	2/5/2008	2/5/2008	
<i>Sample Date:</i>	6/14/2007	6-10 inch BGS	0-0.5 inch BGS	0.5-1 inch BGS	1-6 inch BGS	
<i>Parameters</i>	<i>Units</i>					
PCBs						
Total PCBs	mg/kg	1.3	0.035 U	5.5	1.9	0.034 U
<i>Sample Location:</i>	C00-126B	C03-008C	C03-008C	C03-008C	C99-025	
<i>Sample ID:</i>	C-020408-SSH-002	C-020508-SSH-039	C-020508-SSH-040	C-020508-SSH-041	C-020408-SSH-024	
<i>Sample Depth:</i>	2/4/2008	2/5/2008	2/5/2008	2/5/2008	2/4/2008	
<i>Sample Date:</i>	0-0.5 inch BGS	0.5-1 inch BGS	1-6 inch BGS	6-13.5 inch BGS	0-0.5 inch BGS	
<i>Parameters</i>	<i>Units</i>					
PCBs						
Total PCBs	mg/kg	0.73	0.094	0.034 U	0.035 U	4.2
<i>Sample Location:</i>	C03-008	KA-060	KA-060A	KA-060A	KA-060A	
<i>Sample ID:</i>	C-020508-SSH-034	C-020408-SSH-006	C-020408-SSH-007	C-020408-SSH-008	C-020408-SSH-009	
<i>Sample Depth:</i>	2/5/2008	2/4/2008	2/4/2008	2/4/2008	2/4/2008	
<i>Sample Date:</i>	0-0.5 inch BGS	1-6 inch BGS	0-0.5 inch BGS	0.5-1 inch BGS	1-6 inch BGS	
<i>Parameters</i>	<i>Units</i>					
PCBs						
Total PCBs	mg/kg	1.9	1400	15.6	14.9	1.01

Notes:

U - Not present at or above the associated value

TABLE 2.2

RECENT CONCRETE SAMPLE RESULTS
SAGINAW MALLEABLE IRON PLANT, SAGINAW, MICHIGAN

<i>Sample Location:</i>	C03-008A	C03-008A	KA-060B	KA-060B	KA-060B	
<i>Sample ID:</i>	C-020508-SSH-031	C-020508-SSH-032	C-020408-SSH-019	C-020408-SSH-020	C-020408-SSH-021	
<i>Sample Depth:</i>	2/5/2008	2/5/2008	2/4/2008	2/4/2008	2/4/2008	
<i>Sample Date:</i>	0.5-1 inch BGS	1-6 inch BGS	0.5-1 inch BGS	1-6 inch BGS	6-7 inch BGS	
<i>Parameters</i>	<i>Units</i>					
PCBs						
Total PCBs	mg/kg	7.9	0.097	0.24	0.036 U	0.13
<i>Sample Location:</i>	C03-008B	C03-008C	KA-060C	KA-060C	KA-060C	
<i>Sample ID:</i>	C-020508-SSH-045	C-020508-SSH-038	C-020408-SSH-015	C-020408-SSH-016	C-020408-SSH-017	
<i>Sample Depth:</i>	2/5/2008	2/5/2008	2/4/2008	2/4/2008	2/4/2008	
<i>Sample Date:</i>	6-11 inch BGS	0-0.5 inch BGS	0-0.5 inch BGS	0.5-1 inch BGS	1-6 inch BGS	
<i>Parameters</i>	<i>Units</i>					
PCBs						
Total PCBs	mg/kg	0.035 U	1.7	2.59	0.15	0.89
<i>Sample Location:</i>	KA-060	KA-060	KA-060D	KA-060D	KA-060D	
<i>Sample ID:</i>	C-020408-SSH-004	C-020408-SSH-005	C-020408-SSH-011	C-020408-SSH-012	C-020408-SSH-013	
<i>Sample Depth:</i>	2/4/2008	2/4/2008	2/4/2008	2/4/2008	2/4/2008	
<i>Sample Date:</i>	0-0.5 inch BGS	0.5-1 inch BGS	0-0.5 inch BGS	0.5-1 inch BGS	1-6 inch BGS	
<i>Parameters</i>	<i>Units</i>					
PCBs						
Total PCBs	mg/kg	4,200	4,800	670	1,800	21
<i>Sample Location:</i>	KA-060A	KA-060B	KA-060D	KA-111A	KA-111B	
<i>Sample ID:</i>	C-020408-SSH-010	C-020408-SSH-018	C-020408-SSH-014	C-020408-SSH-022	C-020408-SSH-023	
<i>Sample Depth:</i>	2/4/2008	2/4/2008	2/4/2008	2/4/2008	2/4/2008	
<i>Sample Date:</i>	6-9.5 inch BGS	0-0.5 inch BGS	6-7 inch BGS	0-0.5 inch BGS	0-0.5 inch BGS	
<i>Parameters</i>	<i>Units</i>					
PCBs						
Total PCBs	mg/kg	0.36	10	0.259	1.1	8.7

Notes:

U - Not present at or above the associated value